



11A

# Hidalgo County Sheriff's Office 2016 Overview



The background of the slide features a photograph of a sheriff's office sign and a patrol car. The sign, on the right, is blue with white text that reads "Hidalgo County Sheriff's Office" and "COUNTY LINE" below it. To the left of the sign, a white patrol car is visible, with "SHERIFF" and "HIDALGO COUNTY" printed on its side. The scene is set outdoors with a grassy field and a fence in the foreground.

# Hidalgo County Sheriff's Office

## Calls for Service

- FY 2014 : 106,675
  - FY 2015 : 109,724
  - FY 2016 : 113,988
- 6.85% Increase over 3 year period

# Hidalgo County Sheriff's Office Communications

## 911 Calls Received

–2015: 188,870

–2016: 169,193

10% Decrease



# HCSO Patrol Response Times

TABLE 1:

**AVERAGE CAD CALL RESPONSE TIMES, BY YEAR (minutes)**

	2012	2013	2014	2015	2016
Average Response Times	22:02	18:44	14:30	14:29	14:36

NOTES: Response Time: From address accept to first unit on scene

Time analysis includes calls for service dispatched and does not include cancelled calls for service, duplicate calls, calls that were not dispatched or calls that do not have an arrival time.

FIGURE 1



# HCSO Number of Dispatched Calls

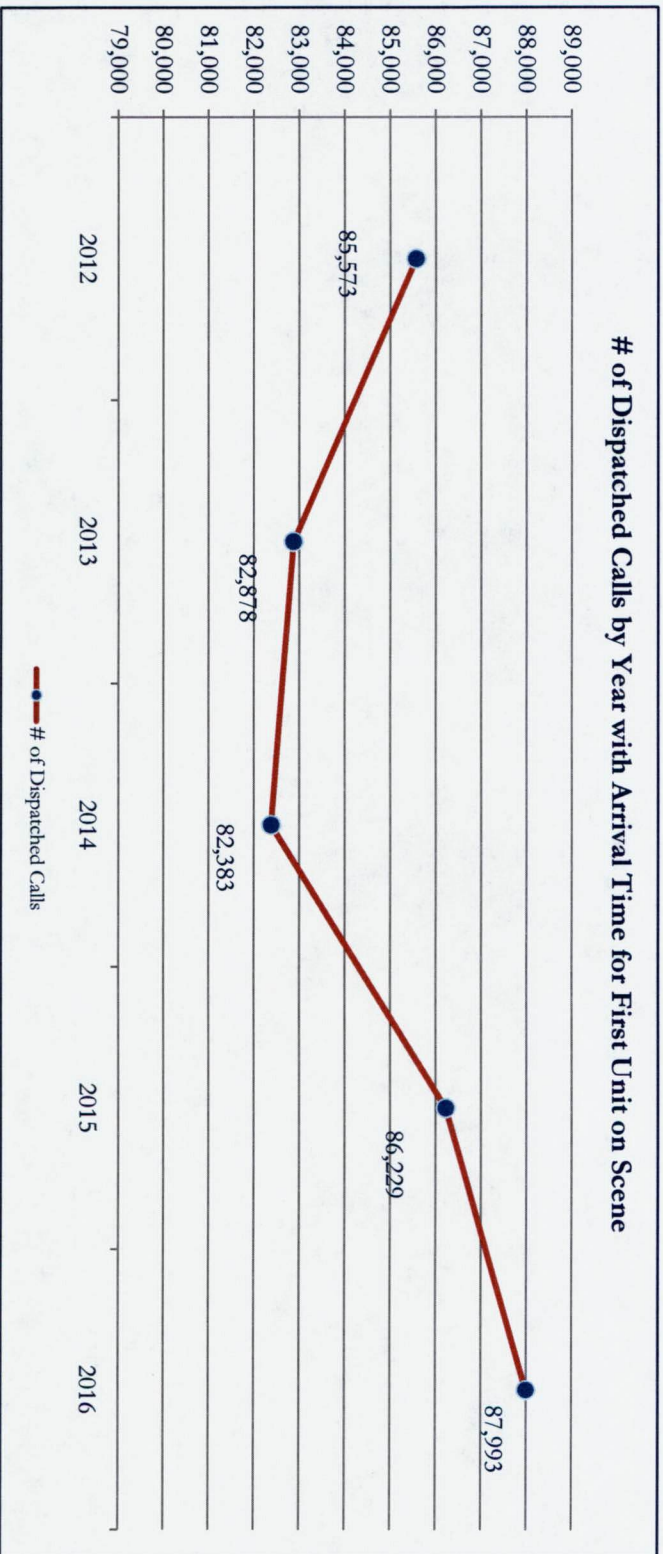
**TABLE 2: NUMBER OF DISPATCHED CALLS BY YEAR WITH ARRIVAL TIME FOR FIRST UNIT ON SCENE**

	2012	2013	2014	2015	2016
# of Dispatched Calls	85,573	82,878	82,383	86,229	87,993

NOTES: Response Time: From address accepted to first unit on scene

Time analysis includes calls for service dispatched and does not include cancelled calls for service, duplicate calls, calls that were not dispatched or calls that do not have an arrival time.

**FIGURE 2**



# Hidalgo County Sheriff's Office

## PART I CRIME COMPARISON FROM 2015 TO 2016\*

	2015	2016*	% CHANGE
Murder	17	10	-41.18
Rape	122	133	9.02
Robbery	129	129	0
Aggravated Assault	416	313	-24.76
<b>TOTAL VIOLENT CRIMES</b>	<b>684</b>	<b>585</b>	<b>-14.47</b>
Burglary	1517	1417	-6.59
Theft	2699	2813	4.22
Auto Theft	303	298	-1.65
<b>TOTAL PROPERTY CRIMES</b>	<b>4519</b>	<b>4528</b>	<b>.20</b>
<b>TOTAL INDEX CRIMES</b>	<b>5203</b>	<b>5113</b>	<b>-1.73</b>

\* 2016 data has not been finalized by TX DPS UCR DIVISION. All figures are subject to further analysis and revision.

# Crime Comparison 2013-2016\*

	2013	2014	% CHANGE	2015	% CHANGE	2016*	% CHANGE
Murder	15	14	-6.67	17	21.43	10	-41.18
Rape**	52	132	153.85	122	-7.58	133	9.02
Robbery	126	133	5.56	129	-3.01	129	0.00
Aggravated Assault	245	277	13.06	416	50.18	313	-24.76
<b>TOTAL VIOLENT CRIMES</b>	<b>438</b>	<b>556</b>	<b>26.94</b>	<b>684</b>	<b>23.02</b>	<b>585</b>	<b>-14.47</b>
Burglary	2321	1862	-19.78	1517	-18.53	1417	-6.59
Theft	3109	2776	-10.71	2699	-2.77	2813	4.22
Auto Theft	300	285	-5.00	303	6.32	298	-1.65
<b>TOTAL PROPERTY CRIMES</b>	<b>5730</b>	<b>4923</b>	<b>-14.08</b>	<b>4519</b>	<b>-8.21</b>	<b>4528</b>	<b>0.20</b>
<b>TOTAL INDEX CRIMES</b>	<b>6168</b>	<b>5479</b>	<b>-11.17</b>	<b>5203</b>	<b>-5.04</b>	<b>5113</b>	<b>-1.73</b>

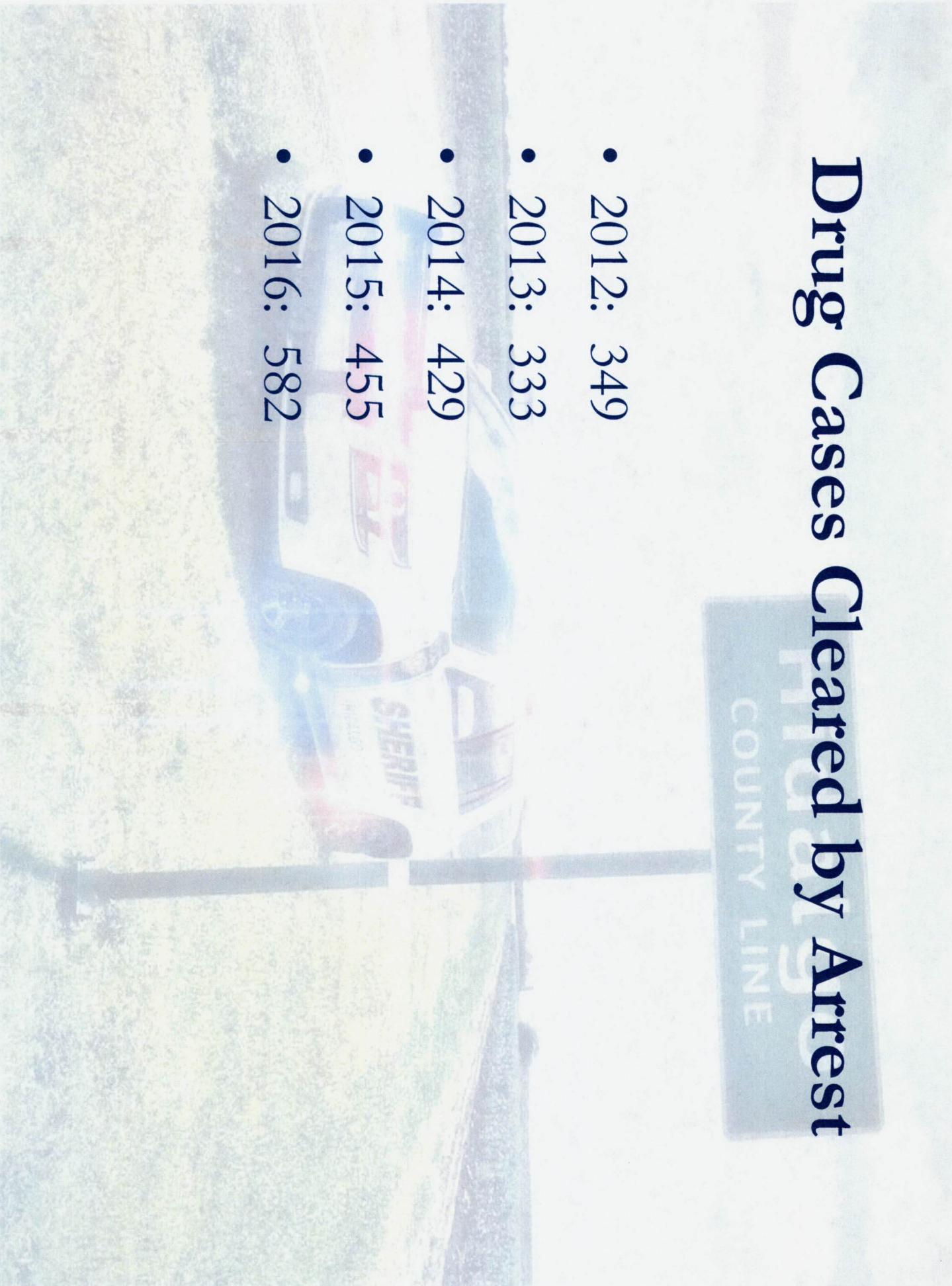
\*Data has not been finalized by TX DPS UCR Division.

\*\*Rape after 2014 is higher due to the change in definition.

All figures are subject to further analysis and revision.

# Drug Cases Cleared by Arrest

- 2012: 349
- 2013: 333
- 2014: 429
- 2015: 455
- 2016: 582



# Hidalgo County Adult Detention Facility

## Total Average Population

### Comparison 2015 and 2016

	<u>2015</u>	<u>2016</u>
• Yearly Average	1370.64	1229.38
• Yearly New Bookings	19,545	19,172
• Daily average # of inmates out of county	156.02	113.71
• Money spent for out of county inmates	\$2.8 Million	\$2.1 Million

# Uniformed Services:

## HCSO Training Academy

2015

- Over 3863 LEOs trained totaling more than 5558 hours of instruction

2016


- Over 4660 LEOs trained totaling 4598 hours of instruction

- Training is provided free of charge for our law enforcement partners, saving them on average \$100.00 per officer for every 8 hours of training
- In 2016 the HCSO Training Academy taught more than 15 active shooter courses for about 1000 civilians.

# HCSO Training Academy: Tactical Medic Program

- Creation of the first HCSO Tactical Medic Program which certified numerous Deputies as Emergency Medical Technicians.
- These Deputies are now able to provide critical emergency care if needed.
- This is the only program of its kind in this region and by late 2017 will be the only training academy in the state authorized to certify LEO's as EMT's




The background of the slide features a photograph of a white Sheriff's Office vehicle with "SHERIFF" and "HIDALGO COUNTY" visible on its side. In the foreground, a blue signpost for "Hidalgo County Line" is visible. The text is overlaid on this image.

# Uniformed Services: Civil Process

Total Process Served (Subpoenas, tax citations, summons, etc)

- 2014: 27,999
- 2015: 23,443
- 2016: 22,966



# Hidalgo County Sheriff's Office Administration Division

Through the support and authorization of Hidalgo County Commissioners Court, Sheriff Guerra worked with the Office of Budget and Management for much needed infrastructure and capitol improvement projects to include:

- Technology upgrades
- Physical security improvements the Sheriff's Office grounds
- Vehicle replacement program
- and several other ongoing projects

Hidalgo  
COUNTY LINE

**Thank You**

