

**Hidalgo County Auditor's Office**  
**Approval of Check Register as Summarized Below**  
**March 31st, 2020**

FILED  
 AT 4:00 O'CLOCK P. M.  
**MAR 31 2020**  
 ARTURO GUAJARDO, JR. COUNTY CLERK  
 HIDALGO COUNTY, TEXAS  
 BY [Signature] DEPUTY

Bank Account	Fund	Start Ck #/Advice #	End Ck #/Advice #	Next Ck #/Advice #	Amount
01	General Fund	517504	517560	517561	236,843.53
02	Special Revenue	448296	448355	448356	57,130.88
03	Debt Service	No checks issued			-
04	Capital Projects	No checks issued			-
05	Trust & Agency	No checks issued			-
06	Payroll	No checks issued			-
07	Proprietary	No checks issued			-
15	Urban County	No checks issued			-
31	ACH General	No Advice issued			-

Total checks 293,974.41

**Ach Withdrawals for:**

Debt Service Fund

ITEMS: 1 11,626,000.00

Total electronic payments: 11,626,000.00

**Grand Total:** 11,919,974.41

**The aforementioned bills listed hereto have been approved  
 for payment by the Hidalgo County Commissioner's Court  
 witnessed on this the 31st day of March, 2020**

[Signature]

Co. Judge Hidalgo County

[Signature]

Co. Comm., Pct No. 1

[Signature]

Co. Comm., Pct. No. 2

Co. Comm., Pct. No. 3

[Signature]

Co. Comm., Pct. No. 4

APPROVED BY  
 COMMISSIONERS' COURT  
 ON: \_\_\_\_\_

DATE: March 30, 2020


DEPARTMENT HEAD: Sergio Cruz, Budget Officer

DEPARTMENT NAME: Dept. of Budget & Mgmt for COVID-19 2020Pandemic

ACCOUNT NUMBER: 0-1100-441-42-115-096-0-XXX

Contact Person: Sandra Jara Ph#: 5408

**2020**  
Appropriation  
AI-75034  
**S.A**



**SUBJECT: Budget Amendments** (increase (decrease)) in accordance with Local Government Code, Chapter 111, § 111.070, Item C (2).

Honorable Commissioners' Court of Hidalgo County:

I would like to request the following Budget Amendments (increase (decrease)) in accordance with Local Government Code, Chapter 111, § 111.070, Item C (2).

INCREASE ACCOUNT NUMBER(S)	ACCOUNT (OBJECT) NAME		AMOUNT
0-1100-441-42-115-096-0- 430	COVID-19 2020 PANDEMIC	REPAIR & MAINT	5,000.00
0-1100-441-42-115-096-0- 610	COVID-19 2020 PANDEMIC	GENERAL SUPPLIES	475,000.00
0-1100-441-42-115-096-0- 660	COVID-19 2020 PANDEMIC	FURN & EQUIP CNTL	20,000.00
<b>TOTAL BUDGET INCREASE (DECREASE)</b>			<b>500,000.00</b>


**REASON:**

Emergency Appropriation from the General Fund - Fund Balance in the amount of \$500,000 for emergency expenditures related to the COVI-19 pandemic.

\_\_\_\_\_  
DEPARTMENT HEAD SIGNATURE

\_\_\_\_\_  
APPROVED COMMISSIONERS' COURT

\_\_\_\_\_  
DATE



APPROVED BY  
COMMISSIONERS' COURT


ON: \_\_\_\_\_

**County Auditor's**

**Fund**

**Information Report  
Commissioners' Court Meeting**

**March 31, 2020**



Prepared by the Office of the County Auditor

Maria Arcilia Duran, C.P.A

**County of Hidalgo**

**County Auditors**

**Agenda Information**

**Report**

---

- A. Letter of Agenda Observations**
- B. Fund Balance- General Fund**
- C. Schedule of Unassigned Unbudgeted Fund Balances - All Funds**
- D. Schedule of Restricted and Assigned Fund Balances - All Funds**
- E. Hidalgo County Indigent Health Care Fund Report**

**A. Letter of Agenda Observations**

# COUNTY *of* HIDALGO



EDINBURG, TEXAS 78539

HIDALGO COUNTY AUDITOR'S OFFICE  
Hidalgo County Administration Building  
2808 South Business Highway 281  
Edinburg, Texas 78539-6243  
PHONE: (956) 318-2511  
FAX: (956) 318-2577  
WEBSITE: [www.co.hidalgo.tx.us/auditor](http://www.co.hidalgo.tx.us/auditor)

March 31, 2020

Honorable Richard F. Cortez, County Judge  
Honorable David L. Fuentes, Commissioner, Precinct No. 1  
Honorable Eduardo "Eddie" Cantu, Commissioner, Precinct No. 2  
Honorable Jose M. Flores, Commissioner, Precinct No. 3  
Honorable Ellie Torres, Commissioners, Precinct No. 4

Re: Agenda Observations

Dear Judge and Commissioners:

We conducted a limited scope review of the Regular Agenda for March 31, 2020. Our review consisted of selected agenda items. Based on our review, there are no agenda observations.

Respectfully,

A handwritten signature in black ink that reads "Maria A. Duran" with a stylized flourish at the end.

Maria Arcilia Duran, CPA  
Hidalgo County Auditor

---

#### HIDALGO COUNTY DISTRICT JUDGES

LUIS M. SINGLETERRY  
JUDGE, 92<sup>ND</sup> D.C.

FERNANDO MANCIAS  
JUDGE, 93<sup>RD</sup> D.C.

J. R. "BOBBY" FLORES  
JUDGE, 139<sup>TH</sup> D.C.

ROSE GUERRA REYNA  
JUDGE, 206<sup>TH</sup> D.C.

MARLA CUELLAR  
JUDGE, 275<sup>TH</sup> D.C.

MARIO E. RAMIREZ, JR.  
JUDGE, 332<sup>ND</sup> D.C.

NOE GONZALEZ  
JUDGE, 370<sup>TH</sup> D.C.  
OVERSEER

LETICIA LOPEZ  
JUDGE, 389<sup>TH</sup> D.C.

L. KENO VASQUEZ  
JUDGE, 398<sup>TH</sup> D.C.

ISRAEL RAMON, JR.  
JUDGE, 430<sup>TH</sup> D.C.

RENEE R. BETANCOURT  
JUDGE, 448<sup>TH</sup> D.C.

YSMAEL D. FONSECA  
JUDGE, 464<sup>TH</sup> D.C.

**B. Report On Unappropriated Fund Balance -  
General Fund**

County of Hidalgo, Texas  
Statement of Revenues, Expenditures and Changes in Fund Balance - Budget to Actual  
General Fund  
March 31, 2020

	2019 Original Budget	2019 Adjusted Budget	2019 Actual	% Actual To Adjusted Budget
2019 Revenues and other financing sources (See Schedule A)	206,619,515	209,444,127	216,128,838	103.2%
2019 Expenditures and other financing uses (See Schedule B)	213,365,644	231,545,054	217,077,842	93.8%
Excess (deficiency) of revenues and other financing sources over (under) expenditures and other financing uses	(6,746,129)	(22,100,928)	(949,004)	
Adjusted, unassigned fund balance at December 31, 2018	36,096,437	36,096,437	36,096,437	
Prior Period Adjustment	-	(14,683)	(14,683)	
Adjusting Journal Entries	-	(715,240)	(715,240)	
Unreserved (reserved) fund balance	-	(5,386,202)	(5,386,202)	
2019 Unadjusted, unassigned fund balance 43921	<u>29,350,308</u>	<u>7,879,384</u>	<u>29,031,308</u>	

REGULAR AGENDA

**Unadjusted 2019 Unassigned Fund Balance for General Fund  
as of March 24, 2020 If Requested Changes are Approved**

-

---

7,879,384

	2020 Original Budget	2020 Adjusted Budget	2020 Actual	% Actual To Adjusted Budget
2020 Revenues and other financing sources (See Schedule A)	214,371,842	214,471,099	80,761,356	37.7%
2020 Expenditures and other financing uses (See Schedule B)	220,331,006	231,492,082	46,558,865	20.1%
Excess (deficiency) of revenues and other financing sources over (under) expenditures and other financing uses	-	(17,020,983)	34,202,491	
Adjusted, unassigned fund balance at December 31, 2019	29,031,308	29,031,308	29,031,308	
Prior Period Adjustment	-	-	-	
Adjusting Journal Entries	-	-	-	
Unreserved (reserved) fund balance	-	19,828,271	19,828,271	
2020 Unadjusted, unassigned fund balance 43921	<u>29,031,308</u>	<u>31,838,595</u>	<u>83,062,069</u>	

REGULAR AGENDA

5.A. COVID-19 Pandemic

(500,000)

---

(500,000)

**Unadjusted 2020 Unassigned Fund Balance for General Fund  
as of March 24, 2020 If Requested Changes are Approved**

31,338,595

**GENERAL FUND BUDGET AMENDMENTS  
COMMISSIONERS' COURT MEETINGS  
March 31, 2020**

**SCHEDULE A- BUDGET AMENDMENTS TO 2020 ESTIMATED REVENUES**

2020 Original Budget	\$	214,371,842
<b>Adjustments to the 2020 Estimated Revenues</b>		
APPROVED 2019 CHANGES BY COURT ON JANUARY 15, 2018 AGENDA 1/15/2019 Increase to Estimated Revenue	94,361	94,361
APPROVED 2019 CHANGES BY COURT ON MARCH 10, 2020 AGENDA 3/10/2020 Increase to Estimated Revenue	4,896	4,896
<b>Total Adjustments to the 2020 Estimated Revenues</b>		99,257
<b>Total 2020 Approved Original Estimated Revenues and Budget Amendments</b>	<b>\$</b>	<b>214,471,099</b>

**SCHEDULE B - BUDGET AMENDMENTS TO 2020 APPROPRIATIONS**

2020 Original Budget		220,531,006
Prior Approved Carryovers - Fund 1280		654,319
Prior Approved Carryovers - Fund 1281		26,954
Prior Approved Carryovers - Fund 1284		126,119
Prior Approved Carryovers - Fund 1285		104,103
Prior Approved Carryovers - Fund 1289		383,124
Prior Approved Carryovers - Fund 1293		213,262
Prior Approved Carryovers - Fund 1301		-
Prior Approved Carryovers - Fund 1315	\$	-

**Amendments Approved by Commissioners' Court and as Presented by the Budget Office**

APPROVED 2020 CHANGES BY COURT ON JANUARY 14, 2020 AGENDA

Consent Agenda

6.B. Co. Wide Adm	3,000	
6.B. Public Defender	(3,000)	
6.C. Co. Wide Adm	4,348	
6.C. Gen Fund-Appraisal Fees	(4,348)	
6.D. Pct.4 CRC	6,550	
6.D. Pct.4 CRC- Endowment	(6,550)	
6.E. Pct.4 CRC	6,560	
6.E. Pct.4 CRC- Endowment	(6,560)	-

Regular Agenda

20.F. Pct.4 CRC	151,091	
20.F. Pct.4 CRC- Endowment	(151,091)	
20.G.2. GEN FD-Assigned F/B-New Courthouse	1,891,451	
20.G.2. New Courthouse	(1,891,451)	
20.G.2. GEN FD-Assigned F/B-115 Waiver	2,081,868	
20.G.2. 115 Waiver DSRIP	(2,081,868)	
20.G.2. GEN FD-Assigned F/B-IT	600,000	
20.G.2. IT Co. Wide	(600,000)	
20.G.2. GEN FD-Assigned F/B-Buildings	4,000,000	
20.G.2. IT Co. Wide	(4,000,000)	
20.G.2. 115 Waiver DSRIP	2,081,868	
20.G.2. New Courthouse	1,891,451	
20.G.2. IT Co. Wide	600,000	
20.G.2. Co. Wide Adm	4,000,000	
20.G.4. Economic Development	759,505	9,332,824.00

APPROVED 2020 CHANGES BY COURT ON JANUARY 28, 2020 AGENDA

Consent Agenda

6.A. Co. Wide Adm	9,050	
6.A. Tax Office	(9,050)	
6.B. Co. Wide Adm	33,618	
6.B. Co. Judge	(33,618)	
6.C. Co. Wide Adm	28,682	
6.C. Colonia Strelight Pr	(28,682)	-

APPROVED 2020 CHANGES BY COURT ON FEBRUARY 11, 2020 AGENDA

**SCHEDULE B - BUDGET AMENDMENTS TO 2020 APPROPRIATIONS**

Consent Agenda

5.A.	Co. Wide Adm	24,152
5.A.	Fac. Mgmt	(24,152)
5.B.	Pct.1 Sanitation	1,000
5.B.	Pct.1 Crc	(1,000)
5.E.	Co. Wide Adm	1,365
5.E.	IT Co. Wide	(1,365)
5.F.	Co. Wide Adm	70,196
5.F.	New S/D Dev Streetlights	(70,196)
5.G.	Co. Wide Adm	8,852
5.G.	Purchasing	(8,852)
5.H.	Co. Wide Adm	7,209
5.H.	Indigent Defense	(7,209)
5.I.	Co. Wide Adm	1,562
5.I.	Nuisance Abatement	(1,562)
5.J.	Co. Wide Adm	4,000
5.J.	Safety	(4,000)
		<hr/>
		-

Regular Agenda

14.D.	332ND DC	3,233
14.D.	370TH DC	(3,233)
		<hr/>
		-

APPROVED 2020 CHANGES BY COURT ON FEBRUARY 26, 2020 AGENDA

Consent Agenda

5.A.	Co. Wide Adm	15,329
5.A.	Fire Marshal	(15,329)
5.C.	Co. Wide Adm	8,334
5.C.	McAllen Heritage Museum	(8,334)
5.D.	Pct. 1 Sanitation	1,500
5.D.	Pct. 1 CRC	(1,500)
5.E.	Co. Wide Adm	52,296
5.E.	Adult Prob	(52,296)
5.F.	Pct. 1 Sanitation	3,400
5.F.	Pct. 1 CRC Monte Alto	(3,400)
		<hr/>
		-

Regular Agenda

26.A.2.	GEN F/D Restricted F/B-Family Protection Fee	20,000
		<hr/>
		20,000

APPROVED 2020 CHANGES BY COURT ON MARCH 10, 2020 AGENDA

Consent Agenda

5.B.	Co. Wide Adm	10,519
5.B.	Co. Clerk	(10,519)
5.C.	Alt. Incarceration Prg	5,305
5.C.	Co. Wide Adm	(5,305)
5.D.	Co. Wide Adm	5,713
5.D.	Fac. Mgmt	(5,713)
12.D.1.	Co. Wide Adm	329,000
12.D.1.	Transfer Out- R&B Fund	(329,000)
		<hr/>
		-

Regular Agenda

18.E.2.	Juvenile Det Pre	4,896
		<hr/>
		4,896

2019 Snap-Ed Carryover 95,475.68

APPROVED 2020 CHANGES BY COURT ON MARCH 24, 2020 AGENDA

Consent Agenda

4.B.	Co. Wide Adm	10,000
4.B.	Arbitage Calc	(10,000)
4.C.	Executive Office	594
4.C.	Mailing Services	(594)
4.D.	Co. Wide Adm	6,936
4.D.	Human resouces	(6,936)
		<hr/>
		-

\$ 9,453,196

Total approved Budget Amendments from January 14, 2020 through December 10, 2020 as presented by Budget Office

Total 2020 Approved Original Budget Appropriations and Budget Amendments

231,492,082

**C. Schedule of Unassigned Unbudgeted Fund Balances -  
All Funds**

**COUNTY OF HIDALGO, TEXAS**  
**SCHEDULE OF UNASSIGNED UNBUDGETED FUND BALANCES**  
**Report Generated on 3/30/2020**

Account Number	Account Description	Amount	Available for Appropriation
0-1100-258-00-000-000-0-000	GEN FD-UNASSIGNED FUND BALANCE	48,859,578.51	
0-1100-270-00-000-000-0-000	GEN FD-BUDGETED FUND BALANCE	(17,020,983.18)	31,838,595.33
0-1200-258-00-000-000-0-000	R&B FUND-UNASSIGNED FUND BALANCE	10,315,807.37	
0-1200-270-00-000-000-0-000	R&B FUND-FUND BAL-BUDGETED	(8,105,291.91)	2,210,515.46
0-1220-258-00-000-000-0-000	LEOSE FUND-UNASSIGNED FUND BALANCE	31,879.95	
0-1220-270-00-000-000-0-000	LEOSE FUND-BUDGETED FUND BALANCE	(14,446.64)	17,433.31
0-1222-258-00-000-000-0-000	DA CHECK FRAUD-UNASSIGNED FUND BALAN	34,958.92	
0-1222-270-00-000-000-0-000	DA CHECK FRAUD-BUDGETED FUND BALANCE	(70,004.00)	(35,045.08)
0-1223-258-00-000-000-0-000	DA CCP59-UNASSIGNED FUND BALANCE	2,607,113.20	
0-1223-270-00-000-000-0-000	DA CCP59-BUDGETED FUND BALANCE	(2,486,509.00)	120,604.20
0-1224-258-00-000-000-0-000	DRUG ABUSE PREV/REHAB-UNASSIGNED F/B	443,209.82	
0-1224-270-00-000-000-0-000	DRUG ABUSE PREV/REHAB-BUDGETED FUND	-	443,209.82
0-1225-258-00-000-000-0-000	PRETRIAL INTRVNTN PRG-UNASSIGNED F/B	225,621.51	
0-1225-270-00-000-000-0-000	PRETRIAL INTRVNTN PRG-BUDGETED FUND B	(30,399.00)	195,222.51
0-1226-258-00-000-000-0-000	SHERIFF INVESTIG-UNASSIGNED FUND BALAN	6,409.73	
0-1226-270-00-000-000-0-000	SHERIFF INVESTIG-BUDGETED FUND BALANCI	(4,517.00)	1,892.73
0-1227-258-00-000-000-0-000	SHERIFF CCP59-UNASSIGNED FUND BALANCE	1,162,841.16	
0-1227-270-00-000-000-0-000	SHERIFF CCP59-BUDGETED FUND BALANCE	(240,671.97)	922,169.19
0-1228-258-00-000-000-0-000	SHRF FED SHRG-TREAS-UNASSIGNED FUND E	289,218.04	
0-1228-270-00-000-000-0-000	SHRF FED SHRG-TREAS-BUDGETED FUND BAL	(297,887.00)	(8,668.96)
0-1229-258-00-000-000-0-000	SHRF FED SHRG-DOJ-UNASSIGNED FUND BAL	2,457,820.90	
0-1229-270-00-000-000-0-000	SHRF FED SHRG-DOJ-BUDGETED FUND BALAN	(293,068.00)	2,164,752.90
0-1230-258-00-000-000-0-000	CONST PCT3 CCP59-UNASSIGNED FUND BALA	34,747.19	
0-1230-270-00-000-000-0-000	CONST PCT3 CCP59-BUDGETED FUND BALANCI	(0.80)	34,746.39
0-1231-258-00-000-000-0-000	CONST PCT4 CCP59-UNASSIGNED FUND BALA	287,011.07	
0-1231-270-00-000-000-0-000	CONST PCT4 CCP59-BUDGETED FUND BALANCI	(26,555.50)	260,455.57
0-1233-258-00-000-000-0-000	CONST PCT1 CCP59-UNASSIGNED FUND BALA	10,029.57	
0-1233-270-00-000-000-0-000	CONST PCT1 CCP59-BUDGETED FUND BALANCI	-	10,029.57
0-1234-258-00-000-000-0-000	CHILD ABUSE PREV-UNASSIGNED FUND BALA	57,090.31	
0-1234-270-00-000-000-0-000	CHILD ABUSE PREV-BUDGETED FUND BALANCI	3,000.00	60,090.31
0-1235-258-00-000-000-0-000	DC REC MGMT/PRESRV-UNASSIGNED FUND B.	380,433.44	
0-1235-270-00-000-000-0-000	DC REC MGMT/PRESRV-BUDGETED FUND BAL	54,000.00	434,433.44
0-1236-258-00-000-000-0-000	DC TITLE IV-D-UNASSIGNED FUND BALANCE	-	
0-1236-270-00-000-000-0-000	DC TITLE IV-D-BUDGETED FUND BALANCE	-	-
0-1237-258-00-000-000-0-000	CC REC MGMT/PRESRV-UNASSIGNED FUND B.	3,888,634.26	
0-1237-270-00-000-000-0-000	CC REC MGMT/PRESRV-BUDGETED FUND BAL	(140,066.55)	3,748,567.71
0-1238-258-00-000-000-0-000	CO REC MGMT/PRESRV-UNASSIGNED FUND B	148,529.74	
0-1238-270-00-000-000-0-000	CO REC MGMT/PRESRV-BUDGETED FUND BAL	(90,789.00)	57,740.74
0-1239-258-00-000-000-0-000	CRT REPORTER SRV-UNASSIGNED FUND BAL/	82,794.79	
0-1239-270-00-000-000-0-000	CRT REPORTER SRV-BUDGETED FUND BALAN	(75,263.12)	7,531.67
0-1240-258-00-000-000-0-000	JUV DELQ PREV-UNASSIGNED FUND BALANCE	5,002.54	
0-1240-270-00-000-000-0-000	JUV DELQ PREV-BUDGETED FUND BALANCE	-	5,002.54
0-1241-258-00-000-000-0-000	CRTHSE SECURITY-UNASSIGNED FUND BALAN	92,419.10	
0-1241-270-00-000-000-0-000	CRTHSE SECURITY-BUDGETED FUND BALANCI	(23,514.00)	68,905.10
0-1242-258-00-000-000-0-000	JUST CRT TECH-UNASSIGNED FUND BALANCE	501,887.47	
0-1242-270-00-000-000-0-000	JUST CRT TECH-BUDGETED FUND BALANCE	45,036.74	546,924.21
0-1243-258-00-000-000-0-000	CONTRIBUTIONS FUND-UNASSIGNED FUND B/	380,375.25	
0-1243-270-00-000-000-0-000	CONTRIBUTIONS FUND-BUDGETED FUND BAL/	(25,936.42)	354,438.83
0-1245-258-00-000-000-0-000	JUST CRT BLDG SEC-UNASSIGNED FUND BAL	136,965.35	
0-1245-270-00-000-000-0-000	JUST CRT BLDG SEC-BUDGETED FUND BALAN	47,000.00	183,965.35
0-1246-258-00-000-000-0-000	TAC SP VEH INV-UNASSIGNED FUND BALANCE	614,732.83	
0-1246-270-00-000-000-0-000	TAC SP VEH INV-BUDGETED FUND BALANCE	(291,822.00)	322,910.83
0-1247-258-00-000-000-0-000	LAW LIBRARY-UNASSIGNED FUND BALANCE	1,422,667.05	
0-1247-270-00-000-000-0-000	LAW LIBRARY-BUDGETED FUND BALANCE	(44,727.22)	1,377,939.83

**COUNTY OF HIDALGO, TEXAS**  
**SCHEDULE OF UNASSIGNED UNBUDGETED FUND BALANCES**  
**Report Generated on 3/30/2020**

Account Number	Account Description	Amount	Available for Appropriation
0-1250-258-00-000-000-0-000	SUPPL CRT GRDNSHP-UNASSIGNED FUND BA	115,719.88	
0-1250-270-00-000-000-0-000	SUPPL CRT GRDNSHP-BUDGETED FUND BALA	(18,000.00)	97,719.88
0-1251-258-00-000-000-0-000	HIDTA CCP59-UNASSIGNED FUND BALANCE	2,037,845.67	
0-1251-270-00-000-000-0-000	HIDTA CCP59-BUDGETED FUND BALANCE	(1,008,467.00)	1,029,378.67
0-1252-258-00-000-000-0-000	DA FED SHRG-TREAS-UNASSIGNED FUND BAL	304,474.86	
0-1252-270-00-000-000-0-000	DA FED SHRG-TREAS-BUDGETED FUND BAL	(304,474.86)	-
0-1253-258-00-000-000-0-000	HIDTA OTHER SHRG-UNASSIGNED FUND BALA	97,403.01	
0-1253-270-00-000-000-0-000	HIDTA OTHER SHRG-BUDGETED FUND BALAN	-	
0-1254-258-00-000-000-0-000	HIDTA FED SHRG-DOJ-UNASSIGNED FUND BAI	-	
0-1254-270-00-000-000-0-000	HIDTA FED SHRG-DOJ-BUDGETED FUND BALA	-	-
0-1255-258-00-000-000-0-000	CO&DIST CRT TECH-UNASSIGNED FUND BALA	117,815.76	
0-1255-270-00-000-000-0-000	CO&DIST CRT TECH-BUDGETED FUND BALAN	18,000.00	135,815.76
0-1256-258-00-000-000-0-000	DA FED SHRG-DOJ-UNASSIGNED FUND BALAN	829,709.90	
0-1256-270-00-000-000-0-000	DA FED SHRG-DOJ-BUDGETED FUND BALANCI	(297,024.00)	532,685.90
0-1257-258-00-000-000-0-000	CONST PCT3 FED SHRG-TREAS-UNASSIGNED	2,933.26	
0-1257-270-00-000-000-0-000	CONST PCT3 FED SHRG-TREAS-BUDGETED F/	-	2,933.26
0-1258-258-00-000-000-0-000	LPPF-UNASSIGNED FUND BALANCE	14,472,490.31	
0-1258-270-00-000-000-0-000	LPPF-BUDGETED FUND BALANCE	(6,995,551.98)	7,476,938.33
0-1259-258-00-000-000-0-000	CONST PCT4 FED SHRG-TREAS-UNASSIGNED	11,958.03	
0-1259-270-00-000-000-0-000	CONST PCT4 FED SHRG-TREAS-BUDGETED F/	-	11,958.03
0-1260-258-00-000-000-0-000	CONST PCT2 CCP59-UNASSIGNED FUND BALA	5,870.96	
0-1260-270-00-000-000-0-000	CONST PCT2 CCP59-BUDGETED FUND BALAN	(1,582.52)	4,288.44
0-1261-258-00-000-000-0-000	CONST PCT3 FED SHRG-DOJ-UNASSIGNED F/E	75,902.42	
0-1261-270-00-000-000-0-000	CONST PCT3 FED SHRG-DOJ-BUDGETED F/B	-	75,902.42
0-1262-258-00-000-000-0-000	CONST PCT2 FED SHRG-TREAS-UNASSIGNED	-	
0-1262-270-00-000-000-0-000	CONST PCT2 FED SHRG-TREAS-BUDGETED F/	-	-
0-1280-258-00-000-000-0-000	GRANTS LVL 0-UNASSIGNED FUND BALANCE	-	
0-1280-270-00-000-000-0-000	GRANTS LVL 0-BUDGETED FUND BALANCE	-	-
0-1281-258-00-000-000-0-000	GRANTS LVL 1-UNASSIGNED FUND BALANCE	-	
0-1281-270-00-000-000-0-000	GRANTS LVL 1-BUDGETED FUND BALANCE	(371,489.18)	(371,489.18)
0-1282-258-00-000-000-0-000	GRANTS LVL 2-UNASSIGNED FUND BALANCE	-	-
0-1282-270-00-000-000-0-000	GRANTS LVL 2-BUDGETED FUND BALANCE	-	-
0-1283-258-00-000-000-0-000	GRANTS LVL 3-UNASSIGNED FUND BALANCE	-	
0-1283-270-00-000-000-0-000	GRANTS LVL 3-BUDGETED FUND BALANCE	-	-
0-1284-258-00-000-000-0-000	GRANTS LVL 4-UNASSIGNED FUND BALANCE	-	
0-1284-270-00-000-000-0-000	GRANTS LVL 4-BUDGETED FUND BALANCE	-	-
0-1285-258-00-000-000-0-000	GRANTS LVL 5-UNASSIGNED FUND BALANCE	-	
0-1285-270-00-000-000-0-000	GRANTS LVL 5-BUDGETED FUND BALANCE	104,000.00	104,000.00
0-1286-258-00-000-000-0-000	GRANTS LVL 6-UNASSIGNED FUND BALANCE	-	
0-1286-270-00-000-000-0-000	GRANTS LVL 6-BUDGETED FUND BALANCE	-	-
0-1287-258-00-000-000-0-000	GRANTS LVL 7-UNASSIGNED FUND BALANCE	-	
0-1287-270-00-000-000-0-000	GRANTS LVL 7-BUDGETED FUND BALANCE	-	-
0-1288-258-00-000-000-0-000	URBAN COUNTY-UNASSIGNED FUND BALANCE	(94,028.04)	
0-1288-270-00-000-000-0-000	URBAN COUNTY-BUDGETED FUND BALANCE	-	(94,028.04)
0-1289-258-00-000-000-0-000	GRANTS LVL 9-UNASSIGNED FUND BALANCE	-	
0-1289-270-00-000-000-0-000	GRANTS LVL 9-BUDGETED FUND BALANCE	-	-
0-1291-258-00-000-000-0-000	HIDTA-UNASSIGNED FUND BALANCE	-	
0-1291-270-00-000-000-0-000	HIDTA-BUDGETED FUND BALANCE	-	-
0-1292-258-00-000-000-0-000	WIC PRG-UNASSIGNED FUND BALANCE	-	
0-1292-270-00-000-000-0-000	WIC PRG-BUDGETED FUND BALANCE	-	-
0-1293-258-00-000-000-0-000	HEALTH GRANTS-UNASSIGNED FUND BALANC	1,369,836.99	
0-1293-270-00-000-000-0-000	HEALTH GRANTS-BUDGETED FUND BALANCE	(70,784.00)	1,299,052.99
0-1294-258-00-000-000-0-000	JUV PROB-UNASSIGNED FUND BALANCE	26,738.88	
0-1294-270-00-000-000-0-000	JUV PROB-BUDGETED FUND BALANCE	-	26,738.88

**COUNTY OF HIDALGO, TEXAS**  
**SCHEDULE OF UNASSIGNED UNBUDGETED FUND BALANCES**  
**Report Generated on 3/30/2020**

Account Number	Account Description	Amount	Available for Appropriation
0-1295-258-00-000-000-0-000	JJAEP ISD-UNASSIGNED FUND BALANCE	5,093.89	
0-1295-270-00-000-000-0-000	JJAEP ISD-BUDGETED FUND BALANCE	-	5,093.89
0-1296-258-00-000-000-0-000	IV-E FED FOSTER CARE-UNASSIGNED FUND B	144,444.41	
0-1296-270-00-000-000-0-000	IV-E FED FOSTER CARE-BUDGETED FUND BAL	(34,425.13)	110,019.28
0-1297-258-00-000-000-0-000	ADULT PROB-UNASSIGNED FUND BALANCE	1,845,197.86	
0-1297-270-00-000-000-0-000	ADULT PROB-BUDGETED FUND BALANCE	-	1,845,197.86
0-1301-258-00-000-000-0-000	CAPITAL OUTLAY-UNASSIGNED FUND BALANC	-	
0-1301-270-00-000-000-0-000	CAPITAL OUTLAY-BUDGETED FUND BALANCE	-	-
0-1302-258-00-000-000-0-000	TAX NOTE 2007-UNASSIGNED FUND BALANCE	-	
0-1302-270-00-000-000-0-000	TAX NOTE 2007-BUDGETED FUND BALANCE	-	-
0-1303-258-00-000-000-0-000	SALE OF CO ASSETS-UNASSIGNED FUND BAL	3,059,574.13	
0-1303-270-00-000-000-0-000	SALE OF CO ASSETS-BUDGETED FUND BALAN	(3,055,615.76)	3,958.37
0-1304-258-00-000-000-0-000	TAX NOTE 2014-UNASSIGNED FUND BALANCE	-	
0-1304-270-00-000-000-0-000	TAX NOTE 2014-BUDGETED FUND BALANCE	-	-
0-1312-258-00-000-000-0-000	BCAP 3-UNASSIGNED FUND BALANCE	-	
0-1312-270-00-000-000-0-000	BCAP 3-BUDGETED FUND BALANCE	-	-
0-1315-258-00-000-000-0-000	TXDOT PRJ-UNASSIGNED FUND BALANCE	(9,697,611.77)	
0-1315-270-00-000-000-0-000	TXDOT PRJ-BUDGETED FUND BALANCE	9,727,244.04	29,632.27
0-1331-258-00-000-000-0-000	CO 2001-UNASSIGNED FUND BALANCE	-	
0-1331-270-00-000-000-0-000	CO 2001-BUDGETED FUND BALANCE	-	-
0-1341-258-00-000-000-0-000	CO 2009BC-UNASSIGNED FUND BALANCE	-	
0-1341-270-00-000-000-0-000	CO 2009BC-BUDGETED FUND BALANCE	-	-
0-1342-258-00-000-000-0-000	CO 2010AB-UNASSIGNED FUND BALANCE	31,725.44	
0-1342-270-00-000-000-0-000	CO 2010AB-BUDGETED FUND BALANCE	(31,699.70)	-
0-1345-258-00-000-000-0-000	CO 2014-UNASSIGNED FUND BALANCE	513,443.49	
0-1345-270-00-000-000-0-000	CO 2014-BUDGETED FUND BALANCE	(518,485.33)	(5,041.84)
0-1347-258-00-000-000-0-000	CO 2015A-UNASSIGNED FUND BALANCE	798,331.92	
0-1347-270-00-000-000-0-000	CO 2015A-BUDGETED FUND BALANCE	(797,675.03)	656.89
0-1350-258-00-000-000-0-000	CO 2016-UNASSIGNED FUND BALANCE	5,181,409.64	
0-1350-270-00-000-000-0-000	CO 2016-BUDGETED FUND BALANCE	(5,143,277.85)	38,131.79
0-1351-258-00-000-000-0-000	CO 2017-UNASSIGNED FUND BALANCE	9,333,566.39	
0-1351-270-00-000-000-0-000	CO 2017-BUDGETED FUND BALANCE	(9,312,677.93)	-
0-1352-258-00-000-000-0-000	CO 2018A-UNASSIGNED FUND BALANCE	78,755,970.99	
0-1352-270-00-000-000-0-000	CO 2018A-BUDGETED FUND BALANCE	(77,675,926.82)	1,080,044.17
0-1353-258-00-000-000-0-000	CO 2018B-UNASSIGNED FUND BALANCE	24,451,081.15	
0-1353-270-00-000-000-0-000	CO 2018B-BUDGETED FUND BALANCE	(24,408,714.30)	42,366.85
0-1355-258-00-000-000-0-000	CO 2019A-UNASSIGNED FUND BALANCE	25,772,130.47	
0-1355-270-00-000-000-0-000	CO 2019A-BUDGETED FUND BALANCE	(25,727,365.48)	-
0-1401-258-00-000-000-0-000	NOTES PAYABLE-UNASSIGNED FUND BALANC	42,953.08	
0-1401-270-00-000-000-0-000	NOTES PAYABLE-BUDGETED FUND BALANCE	-	-
0-1436-258-00-000-000-0-000	CO 2006-UNASSIGNED FUND BALANCE	-	
0-1436-270-00-000-000-0-000	CO 2006-BUDGETED FUND BALANCE	-	-
0-1438-258-00-000-000-0-000	LTRB 2007-UNASSIGNED FUND BALANCE	-	
0-1438-270-00-000-000-0-000	LTRB 2007-BUDGETED FUND BALANCE	-	-
0-1439-258-00-000-000-0-000	CO 2009-UNASSIGNED FUND BALANCE	-	
0-1439-270-00-000-000-0-000	CO 2009-BUDGETED FUND BALANCE	-	-
0-1440-258-00-000-000-0-000	LTRB 2009A-UNASSIGNED FUND BALANCE	-	
0-1440-270-00-000-000-0-000	LTRB 2009A-BUDGETED FUND BALANCE	-	-
0-1441-258-00-000-000-0-000	CO 2009BC-UNASSIGNED FUND BALANCE	56,777.12	
0-1441-270-00-000-000-0-000	CO 2009BC-BUDGETED FUND BALANCE	-	56,777.12
0-1442-258-00-000-000-0-000	CO 2010AB-UNASSIGNED FUND BALANCE	762,393.13	
0-1442-270-00-000-000-0-000	CO 2010AB-BUDGETED FUND BALANCE	(627,940.00)	134,453.13
0-1443-258-00-000-000-0-000	LTRB 2014A-UNASSIGNED FUND BALANCE	21,863.10	
0-1443-270-00-000-000-0-000	LTRB 2014A-BUDGETED FUND BALANCE	-	21,863.10

**COUNTY OF HIDALGO, TEXAS**  
**SCHEDULE OF UNASSIGNED UNBUDGETED FUND BALANCES**  
**Report Generated on 3/30/2020**

Account Number	Account Description	Amount	Available for Appropriation
0-1444-258-00-000-000-0-000	LTRB TAXABLE 2014B-UNASSIGNED FUND BAL	31,492.47	
0-1444-270-00-000-000-0-000	LTRB TAXABLE 2014B-BUDGETED FUND BALAN	(5,678.00)	25,814.47
0-1445-258-00-000-000-0-000	CO 2014-UNASSIGNED FUND BALANCE	471,308.97	
0-1445-270-00-000-000-0-000	CO 2014-BUDGETED FUND BALANCE	(69,488.18)	401,820.79
0-1446-258-00-000-000-0-000	LTRB 2014C-UNASSIGNED FUND BALANCE	493,991.47	
0-1446-270-00-000-000-0-000	LTRB 2014C-BUDGETED FUND BALANCE	(82,705.00)	411,286.47
0-1447-258-00-000-000-0-000	CO 2015A-UNASSIGNED FUND BALANCE	339,937.69	
0-1447-270-00-000-000-0-000	CO 2015A-BUDGETED FUND BALANCE	16,386.92	356,324.61
0-1448-258-00-000-000-0-000	LTRB 2015B-UNASSIGNED FUND BALANCE	438,335.53	
0-1448-270-00-000-000-0-000	LTRB 2015B-BUDGETED FUND BALANCE	(26,166.00)	412,169.53
0-1449-258-00-000-000-0-000	LTRB TAXABLE 2015C-UNASSIGNED FUND BAL	97,910.71	
0-1449-270-00-000-000-0-000	LTRB TAXABLE 2015C-BUDGETED FUND BALAN	42,282.56	140,193.27
0-1450-258-00-000-000-0-000	CO 2016-UNASSIGNED FUND BALANCE	740,132.16	
0-1450-270-00-000-000-0-000	CO 2016-BUDGETED FUND BALANCE	(44,137.00)	695,995.16
0-1451-258-00-000-000-0-000	CO 2017-UNASSIGNED FUND BALANCE	685,312.81	
0-1451-270-00-000-000-0-000	CO 2017-BUDGETED FUND BALANCE	(57,186.00)	628,126.81
0-1452-258-00-000-000-0-000	CO 2018A-UNASSIGNED FUND BALANCE	3,210,749.60	
0-1452-270-00-000-000-0-000	CO 2018A-BUDGETED FUND BALANCE	(461,865.00)	2,748,884.60
0-1453-258-00-000-000-0-000	CO 2018B-UNASSIGNED FUND BALANCE	655,878.38	
0-1453-270-00-000-000-0-000	CO 2018B-BUDGETED FUND BALANCE	(41,153.00)	614,725.38
0-1454-258-00-000-000-0-000	LTRB TAXABLE 2018C-UNASSIGNED FUND BAL	736,826.69	
0-1454-270-00-000-000-0-000	LTRB TAXABLE 2018C-BUDGETED FUND BALAN	(257,621.50)	479,205.19
0-1455-258-00-000-000-0-000	CO 2019A-UNASSIGNED FUND BALANCE	208.70	
0-1455-270-00-000-000-0-000	CO 2019A-BUDGETED FUND BALANCE	552,956.00	553,164.70
0-1456-258-00-000-000-0-000	LTRB 2019B-UNASSIGNED FUND BAL	21,296.94	
0-1456-270-00-000-000-0-000	LTRB 2019B-BUDGETED FUND BALANCE	534,938.07	556,235.01
0-2101-258-00-000-000-0-000	LANDFILL-NET POSITION-UNRESTRICTED	(894,635.10)	
0-2101-270-00-000-000-0-000	LANDFILL-BUDGETED NET POSITION	-	(894,635.10)
0-2102-258-00-000-000-0-000	JAIL COMMISSARY-NET POSITION-UNRESTRIC	85,381.00	
0-2102-270-00-000-000-0-000	JAIL COMMISSARY-BUDGETED NET POSITION	(34,396.45)	50,984.55
0-2201-258-00-000-000-0-000	HEALTH BENEFITS-NET POSITION-UNRESTRIC	(1,360,744.47)	
0-2201-270-00-000-000-0-000	HEALTH BENEFITS-BUDGETED NET POSITION	8,051.99	(1,352,692.48)
0-2202-258-00-000-000-0-000	WORKERS COMP-NET POSITION-UNRESTRIC	5,652,991.05	
0-2202-270-00-000-000-0-000	WORKERS COMP-BUDGETED NET POSITION	97,063.97	5,750,055.02
0-3301-258-00-000-000-0-000	UNCLAIMED MONEY-UNASSIGNED FUND BALA	117,604.27	
0-3301-270-00-000-000-0-000	UNCLAIMED MONEY-BUDGETED FUND BALAN	-	117,604.27
0-3302-258-00-000-000-0-000	UNCLAIMED MONEY CC-UNASSIGNED FUND B.	155,758.25	
0-3302-270-00-000-000-0-000	UNCLAIMED MONEY CC-BUDGETED FUND BAL	-	155,758.25
0-3304-258-00-000-000-0-000	BAIL BOND SURETIES-UNASSIGNED FUND BAL	-	
0-3304-270-00-000-000-0-000	BAIL BOND SURETIES-BUDGETED FUND BALAN	-	-
0-3401-258-00-000-000-0-000	CLEARING FUND-UNASSIGNED FUND BALAN	-	
0-3401-270-00-000-000-0-000	CLEARING FUND-BUDGETED FUND BALANCE	-	-
0-3402-258-00-000-000-0-000	PAYROLL FUND-UNASSIGNED FUND BALANCE	-	
0-3402-270-00-000-000-0-000	PAYROLL FUND-BUDGETED FUND BALANCE	-	-
0-3403-258-00-000-000-0-000	GROUP INS FUND-UNASSIGNED FUND BALAN	-	
0-3403-270-00-000-000-0-000	GROUP INS FUND-BUDGETED FUND BALANCE	-	-
0-8000-258-00-000-000-0-000	GEN CAPITAL ASSETS-UNASSIGNED FUND BAL	-	
0-8000-270-00-000-000-0-000	GEN CAPITAL ASSETS-BUDGETED FUND BALA	-	-
0-9000-258-00-000-000-0-000	GLTD-UNASSIGNED FUND BALANCE	-	
0-9000-270-00-000-000-0-000	GLTD-BUDGETED FUND BALANCE	-	-

**D. Schedule of Restricted and Assigned Fund Balances - All Funds**

COUNTY OF HIDALGO, TEXAS  
Schedule of Restricted and Assigned Fund Balances  
Report Generated on 3/30/2020

Account Number	Account Description	Amount
0-1100-257-00-000-000-0-000	GEN FD-ASSIGNED F/B-APPROP SUBSEQUENT YR	-

**E. Hidalgo County Indigent Health Care Fund Report**

County Indigent Health Care Program  
Activity Report Form 105  
As of March 24, 2020  
Fiscal Year 2020: September 1, 2019 thru August 31, 2020

	September 2019	October 2019	November 2019	December 2019	January 2020	February 2020	March 2020	April 2020	May 2020	June 2020	July 2020	August 2020	Totals
Physician Services	131,309.62	171,969.10	155,033.90	149,434.90	145,102.60	133,547.17	-	-	-	-	-	-	884,397.29
Prescription Drugs	89,947.54	88,511.60	105,777.08	78,664.19	95,064.68	90,871.40	-	-	-	-	-	-	548,896.49
Hospital, Inpatient Services	351,833.86	405,811.12	534,437.81	624,317.94	510,822.86	307,833.73	-	-	-	-	-	-	2,735,057.32
Hospital, Outpatient Services	480,723.16	663,348.94	751,612.80	683,080.46	644,602.53	420,959.96	-	-	-	-	-	-	3,644,327.85
Laboratory / X-Ray Services	64,997.21	71,666.31	52,499.50	72,349.00	82,470.63	80,426.88	-	-	-	-	-	-	424,409.63
Skilled Nursing Facility Services	-	-	-	84.11	-	-	-	-	-	-	-	-	84.11
Family Planning Services	-	-	-	-	-	-	-	-	-	-	-	-	-
Rural Health Clinic Services	-	-	-	-	-	-	-	-	-	-	-	-	-
State Hospital Contracts	-	-	-	-	-	-	-	-	-	-	-	-	-
Advanced Practice Nursing	1,826.79	828.58	528.97	979.00	211.91	1,591.62	-	-	-	-	-	-	5,967.87
Ambulatory Surgical Center	18,354.50	24,802.36	35,938.56	34,125.05	25,789.35	24,404.71	-	-	-	-	-	-	163,414.57
Vision Care	-	-	-	-	-	-	-	-	-	-	-	-	-
Physician Assistant	100.12	298.32	152.28	247.00	85.40	340.53	-	-	-	-	-	-	1,223.65
CRNA Services	9,534.72	6,337.28	14,209.28	13,010.98	18,157.86	15,827.20	-	-	-	-	-	-	77,077.32
Optional Services	-	-	-	-	-	-	-	-	-	-	-	-	-
<b>SUB-TOTAL:</b>	<b>1,148,627.52</b>	<b>1,433,573.63</b>	<b>1,648,191.20</b>	<b>1,656,292.63</b>	<b>1,522,307.82</b>	<b>1,075,803.30</b>	-	-	-	-	-	-	<b>8,484,796.10</b>
LESS: Miscellaneous	-	-	-	-	-	-	-	-	-	-	-	-	-
Provider Reimbursements Hid. Co.	-	-	-	-	-	-	-	-	-	-	-	-	-
Provider Reimbursements HCCS	(46,664.29)	(33,690.86)	(13,129.55)	(26,944.37)	(5,835.49)	(49,936.75)	-	-	-	-	-	-	(176,201.31)
Provider Reimbursements HCCS- Hospital Credits	-	-	-	-	-	-	-	-	-	-	-	-	-
LESS: Voids not Reissued	(46,664.29)	(33,690.86)	(13,129.55)	(26,944.37)	(5,835.49)	(49,936.75)	-	-	-	-	-	-	(176,201.31)
<b>TOTAL:</b>	<b>\$ 1,101,963.23</b>	<b>\$ 1,399,882.77</b>	<b>\$ 1,635,061.65</b>	<b>\$ 1,629,348.26</b>	<b>\$ 1,516,472.33</b>	<b>\$ 1,025,866.55</b>	<b>\$ -</b>	<b>\$ -</b>	<b>\$ -</b>	<b>\$ -</b>	<b>\$ -</b>	<b>\$ -</b>	<b>\$ 8,308,594.79</b>

AGRTL FOR FISCAL YEAR 2020 \$ 203,045,168.39  
6% AGRTL \$ 12,182,710.10  
8% AGRTL \$ 16,243,613.47

VALUATION PERFORMED BY COUNTY  
PAYMENTS MADE BY  
HIDALGO COUNTY CLINICAL SERVICES

March 03, 2020 301,800.26  
March 10, 2020 251,864.21  
March 17, 2020 405,347.50  
March 24, 2020 223,562.06  
March 31, 2020 -  
**1,182,574.03**

Program	CC Date	Intergovernmental Transfers (IGT)	
		Uncompensated Care (UC) Amount	Reform Incentive Payment (DSIRIP)
1115 Waiver Program	12/30/19	1,377,213.56	-
<b>Total</b>		1,377,213.56	-

<sup>1</sup>These are reimbursements from participating vendors for services provided to Hidalgo County citizens who qualify for indigent help.  
<sup>2</sup>These reimbursements are credits for services provided by hospitals participating in the 1115 Waiver Program.

County Indigent Health Care Program  
Activity Report Form 105  
As of March 24, 2020

Fiscal Year 2019: September 1, 2018 thru August 31, 2019

	September 2018	October 2018	November 2018	December 2018	January 2019	February 2019	March 2019	April 2019	May 2019	June 2019	July 2019	August 2019	Totals
Physician Services	98,869.20	211,665.36	186,364.04	149,434.90	232,727.79	170,483.71	153,530.13	164,324.01	145,227.96	107,715.27	178,886.22	150,905.61	1,949,937.20
Prescription Drugs	138,977.79	129,263.76	129,407.48	78,664.19	119,826.44	124,699.82	98,191.72	114,769.31	108,916.93	105,467.18	97,467.13	111,123.27	1,356,775.02
Hospital, Inpatient Services	262,138.03	539,357.90	384,314.96	624,317.94	381,102.62	783,103.91	555,322.67	516,781.51	322,084.65	365,288.87	424,680.29	433,172.98	5,591,676.33
Hospital, Outpatient Services	453,733.37	847,067.37	680,642.15	683,080.46	639,487.83	917,424.83	846,795.43	540,510.66	441,899.79	408,765.70	643,789.33	490,918.40	7,594,115.32
Laboratory / X-Ray Services	53,821.46	109,206.65	112,370.74	72,349.00	126,320.80	92,915.11	72,374.16	83,634.44	44,711.16	55,648.90	79,029.37	88,161.99	970,543.78
Skilled Nursing Facility Services	-	-	-	84.11	-	-	-	-	-	-	-	-	84.11
Family Planning Services	-	-	-	-	7.22	-	-	-	-	36.40	-	-	43.62
Rural Health Clinic Services	-	-	-	-	-	-	-	-	-	-	-	-	-
State Hospital Contracts	-	-	-	-	-	-	-	-	-	-	-	-	-
Advanced Practice Nursing	102.86	2,637.26	2,760.28	979.00	2,440.35	587.08	2,756.14	657.37	914.23	1,288.27	769.83	1,587.63	17,480.20
Ambulatory Surgical Center	22,756.51	26,589.65	38,802.34	34,125.05	32,765.33	40,083.87	24,699.47	38,726.88	29,644.20	17,707.22	27,209.90	23,850.65	356,941.67
Vision Care	-	-	-	-	-	-	-	-	-	-	-	-	-
Physician Assistant	73.25	489.67	305.74	247.00	1,529.07	425.09	950.78	487.95	326.12	586.56	577.47	340.50	6,318.80
CRNA Services	4,304.64	9,752.32	13,424.64	13,010.98	17,779.20	10,562.56	14,750.16	18,401.84	19,994.80	6,420.48	9,652.45	17,208.32	155,262.39
Optional Services	-	-	-	-	-	-	-	-	-	-	-	-	-
<b>SUB-TOTAL:</b>	<b>1,034,775.91</b>	<b>1,875,989.94</b>	<b>1,548,392.37</b>	<b>1,656,292.63</b>	<b>1,553,986.65</b>	<b>2,140,285.78</b>	<b>1,769,170.66</b>	<b>1,478,295.57</b>	<b>1,113,729.84</b>	<b>1,069,924.85</b>	<b>1,462,064.99</b>	<b>1,297,269.25</b>	<b>17,999,178.44</b>
LESS: Miscellaneous	-	-	-	-	-	-	-	-	-	-	-	-	-
Provider Reimbursements Hid. Co.	-	-	-	-	-	-	-	-	-	-	-	-	-
Provider Reimbursements HCCS	(1,037.41)	(517.26)	(33,771.17)	(26,944.37)	(2,618.70)	(317.46)	(3,364.26)	(2,146.45)	(1,558.19)	(1,762.61)	(735.06)	(222,119.64)	(296,892.58)
<sup>2</sup> Provider Reimbursements HCCS- Hospital Credits	-	-	-	-	-	-	-	-	-	-	-	-	-
LESS: Voids not Reissued	(1,037.41)	(517.26)	(33,771.17)	(26,944.37)	(2,618.70)	(317.46)	(3,364.26)	(2,146.45)	(1,558.19)	(1,762.61)	(735.06)	(222,119.64)	(296,892.58)
<b>TOTAL:</b>	<b>1,033,738.50</b>	<b>1,875,472.68</b>	<b>1,514,621.20</b>	<b>1,629,348.26</b>	<b>1,551,367.95</b>	<b>2,139,968.32</b>	<b>1,765,806.40</b>	<b>1,476,149.12</b>	<b>1,112,171.65</b>	<b>1,067,162.24</b>	<b>1,461,329.93</b>	<b>1,075,149.61</b>	<b>17,702,285.86</b>

AGRTL FOR FISCAL YEAR 2019 \$ 194,422,518.88

6% AGRTL \$ 11,665,351.13

8% AGRTL \$ 15,553,801.51

<sup>1</sup>These are reimbursements from participating vendors for services provided to Hidalgo County citizens who qualify for indigent help.

<sup>3</sup> Information from the Health Department is not available.

<sup>4</sup>Weekly check run from the Health Department is not available.

VALUATION PERFORMED BY COUNTY

PAYMENTS MADE BY

HIDALGO COUNTY CLINICAL SERVICES

	12/19/17	11/15 Waiver Program	February 04, 2020	262,474.11
February 11, 2020			268,257.24	
March 17, 2020			405,347.50	
March 24, 2020			223,562.06	
March 31, 2020			-	
February 18, 2020			1,159,640.91	
01/29/18			5,500,000.00	
06/19/18			121,131.98	
<b>Total</b>			5,621,131.58	

County Indigent Health Care Program  
Activity Report Form 105  
As of March 24, 2020  
Fiscal Year 2018: September 1, 2017 thru August 31, 2018

	September 2017	October 2017	November 2017	December 2017	January 2018	February 2018	March 2018	April 2018	May 2018	June 2018	July 2018	August 2018	Totals
Physician Services	101,791.43	88,805.15	84,974.81	149,434.90	232,727.79	170,483.71	75,378.56	76,499.60	96,925.94	62,294.31	115,584.12	102,376.68	1,357,277.00
Prescription Drugs	97,436.66	90,365.34	99,216.72	78,664.19	119,826.44	124,699.82	74,126.17	90,224.42	108,063.62	84,555.89	107,691.49	139,949.91	1,214,820.67
Hospital, Inpatient Services	108,128.47	148,031.72	103,862.87	624,317.94	381,102.62	783,103.91	219,459.80	251,718.18	330,350.13	301,042.03	307,278.55	183,126.30	3,741,522.52
Hospital, Outpatient Services	301,454.54	323,239.59	295,219.13	683,080.46	639,487.83	917,424.83	314,333.13	297,464.79	440,505.38	305,597.22	463,266.44	377,948.73	5,359,022.07
Laboratory / X-Ray Services	65,759.67	58,221.58	50,826.87	72,349.00	126,320.80	92,915.11	54,083.87	54,129.00	72,577.60	46,076.21	60,195.20	45,599.73	799,064.64
Skilled Nursing Facility Services	-	-	-	84.11	-	-	-	-	-	-	-	-	84.11
Family Planning Services	-	-	-	-	7.22	-	-	-	6.42	-	-	-	13.64
Rural Health Clinic Services	-	-	-	-	-	-	-	-	-	-	-	-	-
Slate Hospital Contracts	-	-	-	-	-	-	-	-	-	-	-	-	-
Advanced Practice Nursing	13,580.84	12,856.62	9,283.38	34,125.05	32,765.33	40,083.67	7,715.59	9,819.83	17,376.44	12,720.63	14,665.59	17,249.26	222,262.22
Ambulatory Surgical Center	3,746.31	3,183.66	5,041.35	247.00	1,529.07	425.09	261.28	85.98	417.87	100.96	4,110.08	5,752.46	1,201.15
Physician Assistant	-	-	-	-	-	-	4,840.22	7,045.12	5,253.12	4,086.32	-	-	45,229.80
CRNA Services	-	-	-	13,010.88	17,779.20	10,562.96	-	-	-	-	-	-	41,352.74
Optional Services	691,897.92	724,703.66	648,640.99	1,656,292.63	1,553,986.65	2,140,285.78	750,208.62	787,079.48	1,071,924.04	816,474.18	1,072,992.54	872,284.15	12,786,770.64
LESS: Miscellaneous	-	-	-	3,312,585.26	-	-	-	-	-	-	-	-	-
Provider Reimbursements Hid. Co.	-	-	-	-	-	-	-	-	-	-	-	-	-
Provider Reimbursements HCCS	(5,320.43)	(1,843.96)	(6,572.84)	(5,560.81)	(281.03)	(7,749.18)	(586.22)	(5,904.89)	(3,260.34)	(1,974.01)	(407.82)	(335.08)	(39,796.61)
Provider Reimbursements HCCS- Hospital Credits	-	-	-	(26,944.37)	(2,618.70)	(317.46)	-	-	-	-	-	-	(29,880.53)
LESS: Voids not Reissued	(5,320.43)	(1,843.96)	(6,572.84)	3,280,080.08	(2,899.73)	(8,066.64)	(586.22)	(5,904.89)	(3,260.34)	(1,974.01)	(407.82)	(335.08)	(69,677.14)
<b>TOTAL:</b>	<b>\$ 686,577.49</b>	<b>\$ 722,859.70</b>	<b>\$ 642,068.15</b>	<b>\$ 3,247,574.90</b>	<b>\$ 1,551,086.92</b>	<b>\$ 2,132,219.14</b>	<b>\$ 749,622.40</b>	<b>\$ 781,174.59</b>	<b>\$ 1,068,663.70</b>	<b>\$ 814,500.17</b>	<b>\$ 1,072,584.72</b>	<b>\$ 871,949.07</b>	<b>\$ 12,217,093.50</b>

VALUATION PERFORMED BY COUNTY  
PAYMENTS MADE BY  
HIDALGO COUNTY CLINICAL SERVICES

AGRTL FOR FISCAL YEAR 2018 \$ 188,029,017.00  
6% AGRTL \$ 11,281,741.02  
8% AGRTL \$ 15,042,321.36

# COUNTY *of* HIDALGO



EDINBURG, TEXAS 78539

HIDALGO COUNTY AUDITOR'S OFFICE  
 Hidalgo County Administration Building  
 2808 South Business Highway 281  
 Edinburg, Texas 78539-6243  
 PHONE: (956) 318-2511  
 FAX: (956) 318-2577  
 WEBSITE: [www.co.hidalgo.tx.us/auditor](http://www.co.hidalgo.tx.us/auditor)

## MEMORANDUM

**TO:** The Commissioner's Court of Hidalgo County, Texas

**FROM:** The Office of the Hidalgo County Auditor

**DATE:** March 31, 2020

Request for placement on the Commissioner's Court Consent Agenda of March 31, 2020, for the purpose of approving payment of the following claims:

<u>FUND</u>	<u>FROM CLAIM NO.</u>	<u>TO CLAIM NO.</u>	<u>AMOUNT</u>
GENERAL	517504	517560	\$ 236,843.53
SPECIAL REVENUE	448296	448355	\$ 57,130.88
DEBT SERVICE FUND	ACH WITHDRAWALS		\$ 11,626,000.00
DEBT SERVICE	NO CHECKS ISSUED		
CAPITAL PROJECTS	NO CHECKS ISSUED		
TRUST AND AGENCY	NO CHECKS ISSUED		
PAYROLL	NO CHECKS ISSUED		
PROPRIETARY	NO CHECKS ISSUED		
URBAN COUNTY	NO CHECKS ISSUED		
URBAN COUNTY	NO CHECKS ISSUED		

The above mentioned claims have been audited, and I furthermore certify that funds exist within the various county departments and accounts for the payment of said claims.

*Maria A. Duran*  
 Hidalgo County Auditor

03/31/2020  
 Date

### HIDALGO COUNTY DISTRICT JUDGES

LUIS M. SINGLETERRY    FERNANDO MANCIAS    J. R. "BOBBY" FLORES    ROSE GUERRA REYNA    MARLA CUELLAR    MARIO E. RAMIREZ, JR.    NOE GONZALEZ    LETICIA LOPEZ    L. KENO VASQUEZ    ISRAEL RAMON, JR.    RENEE R. BETANCOURT    YSMAEL D. FONSECA  
 JUDGE, 92<sup>ND</sup> D.C.    JUDGE, 93<sup>RD</sup> D.C.    JUDGE, 139<sup>TH</sup> D.C.    JUDGE, 206<sup>TH</sup> D.C.    JUDGE, 275<sup>TH</sup> D.C.    JUDGE, 332<sup>ND</sup> D.C.    JUDGE, 379<sup>TH</sup> D.C. OVERSEER    JUDGE, 388<sup>TH</sup> D.C.    JUDGE, 388<sup>TH</sup> D.C.    JUDGE, 430<sup>TH</sup> D.C.    JUDGE, 448<sup>TH</sup> D.C.    JUDGE, 464<sup>TH</sup> D.C.