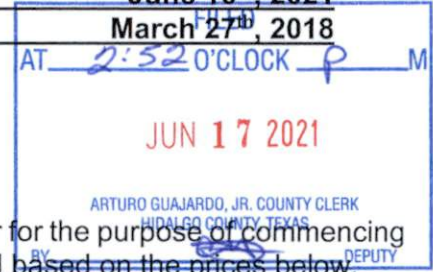


**CHANGE
ORDER**

OWNER X
ARCHITECT X
CONTRACTOR X

PROJECT: Hidalgo County Courthouse
 Project 1830.007

CONTRACTORS CHANGE ORDER #: MTI-63
 DATE: June 16th, 2021
 CONTRACT DATE: March 27th, 2018



To County of Hidalgo, Texas:

This Change Order MTI-63 is entered into by and between Owner and Contractor for the purpose of commencing with the Price for additional services as listed below. All items will be fully funded based on the prices below.

The workorder is changed as follows per approved estimate for additional scope:

		Change Order MTI-63 incorporates Phase I Site Redesign.	\$427,537

Total Amount for Change Order \$ 427,537.00

Not valid until signed by the Owner and Contractor.

The original (GMP Contract)	\$ 515,065
Early Site/Foundation/Underground Utility Package (GMP AMENDMENT NO.1)	\$ 8,950,855
The 50% CD 100% Structural GMP Package (GMP AMENDMENT NO.2)	\$ 118,410,191
Amendment 3 GMP 100% CD	\$ 4,195,867
Net change by previously authorized Change Orders - Original	\$ 590,492
GMP Contract will be Increased by this Change Order in the amount of	\$ 427,537
Transfer from Original Scope to Added Scope	(\$ 772,726.12)
Contract GMP including this Change Order, previously approve Change Orders and Amendments	\$ 132,317,280.88
Added Scope Amendment for CPR 14	\$ 10,481,134
Added Scope Net change by previously authorized Change Orders	\$ 957,401
The (GMP Contract) will be Increased by this Change Order in the amount of	\$
Transfer from Original Scope to Added Scope	\$ 772,726.12
Added Scope Value including this Change Order & GMP Amendments will be	\$ 12,211,261.12
Total Contract GMP	\$144,528,542
The Contract Time for this Change Order will be increased by	0 Days
The Original date of Substantial Completion	February 28, 2021
The Current Date of Substantial Completion	July 13, 2021

PROJECT: Hidalgo County Courthouse
Project 1830.007

CONTRACTORS CHANGE ORDER #: MTI-63
DATE: June 16th, 2021
CONTRACT DATE: March 27th, 2018

Signature Page:

Contractor:

Morganti Texas, Inc.
10590 West Office Dr. Ste 150
Houston, Tx 77042



6/16/2021


Architect:

HDR Architecture, Inc.
8750 N. Central Expressway
Dallas, Texas 75231


June 16, 2021


Owner:

County of Hidalgo, Texas
2812 S. Business 281
Edinburg, TX 78539



Richard F. Cortez
County Judge

Attest:



Arturo Guajardo, Jr., Clerk



APPROVED BY
COMMISSIONERS COURT
ON: 6/15/21 jrs



June 10, 2021

Jacobs

Change Order CO CPR 47.1 R2 incorporates the site redesign for Phase I Area ONLY.

Dear Mr. Garcia,

Listed below is the additional scope of work along with associated labor and materials to complete the work.

Description	Amount
CPR 47.1 Phase I Area ONLY	\$ 394,480.00
Clarifications:	
Refer to Sheet: C-104, C-105.1, C-106.1, C-108.3, C-109.2, S-100A, S-101A, S-507, S-601, S-604, E-102 & E-719	
Specs:	
	Sub-Total \$ 394,480
	Bond \$ 6,075
	Builder's Risk \$ 3,945
	CCIP \$ 5,128
	SDI \$ 6,075
	Permit \$ -
	Fee \$ 11,834
	Sales Tax
	Total \$ 427,537

This proposal will expire 15 days from date of original submission. Any delay in approval will result in project delays & additional costs.

Sincerely,

Michael Easley

By signing this proposal, I agree to the change in scope and contract amount.

By: _____ Date: _____

Jacobs

BASE BID TABULATION

PROJECT:		Hidalgo County Courthouse		Run:
CPR #47.1 - Phase I Area ONLY				
Spec	Description	Opt.	Sub/Notes	M/M
				CPR #47.1
010000	<u>General Conditions</u>		General Conditions	-
010000	<u>Pre Construction Services</u>			-
010001	<u>General Requirements</u>			-
400005	<u>BUILDING PERMIT CITY OF EDINBURG</u>	1	1=Reqd 2=Exclude	5,600.00
TOTAL GEN CONDITIONS				5,600.00
020000 EXISTING CONDITIONS/GENERAL REQUIREMENTS/DEMO				
029999	Final/Daily Clean		MTI	2,500.00
029999	Dust Control		MTI	1,875.00
029999	SITE MAINTENANCE & SAFETY		MTI	1,250.00
TOTAL EXISTING CONDITIONS				5,625.00
030000 CONCRETE				
033100	CONCRETE (LIGHT POLE BASES & BOLLARDS) ALLOWANCE		MTI	3,500.00
TOTAL CONCRETE				3,500.00
260000 ELECTRICAL				
260010	ELECTRICAL GENERAL REQUIREMENTS		Metro	150,424.00
TOTAL ELECTRICAL				150,424.00
320000 EXTERIOR IMPROVEMENTS				
321313	CONCRETE PAVING, CURBS and PIER Change (SIDEWALKS) (NO Charge)		L&G	59,455.00
328423	IRRIGATION SYSTEM		Southern	66,011.00
329313	PLANTS AND PLANTING		Southern	103,865.00
TOTAL EXTERIOR IMPROVEMENTS				229,331.00
TOTAL DIRECT COST				394,480.00



METRO ELECTRIC, INC.

TECL #17140

Main Office
1901 Industrial Dr.
McAllen, TX 78504
956.686.2323

Branch Office
5255 Commercial Dr.
Brownsville, TX 78523
956.831.7801

www.metroelectric-rgv.com

June 8, 2021

Morganti Texas, Inc.
112 E. Cano St.
Edinburg, TX 78539

Attention: Mr. Robert Gonzalez

Reference: Hidalgo County Courthouse
Metro CPR 65 Revised
MTI CPR 47 Zone 1 & Zone 2

Gentlemen,

Pricing for this proposal is premised upon the following:

- Trenching, conduit, wire, for new landscape lighting per MTI CPR 47 dated Oct 30, 2020.
- **Survey of light poles and landscape lighting is by others.**
- Irrigation sleeves provided and installed by others.
- Electrical conduits to be installed 24" below grade with irrigation lines above.
- **Concrete foundations for bollards and light pole bases are by others.**
- **Sleeves through benches provided by bench manufacturer placed as directed by Metro Electric.**
- **Notch for LED bench lighting is to be chamfered 45° per detail C2 drawing C-502.**

Approved submittals for fixture types ZB, ZF, and Z10/15 are attached. Specified ZD is attached. Submittal for new fixture ZK is attached. Pricing is for standard finishes. Please review for finish selection.

Zone 1 which is represented by the shaded area of drawing C-105.2 amounts to the sum of: Three Hundred Nineteen Thousand Four Hundred Twenty Six Dollars (\$319,426.00); with the accepted cost savings for the ZB poles in lieu of ZC the amount is:

Two Hundred Eighty Two Thousand Eight Hundred Seventy One Dollars (\$282,871.00)

Zone 2 is the balance of MTI CPR 47 lighting and includes infrastructure that needs to be done at the present time and includes the lighting controls relay panel, irrigation controller, **extending telephone conduits per RFI 424**, and electrical conduits beneath roadways for future, amounts to the sum of: One Hundred Fifty Three Thousand Forty Two Dollars (\$153,042.00) ; with the accepted cost savings for the ZB poles in lieu of ZC the amount is:

One Hundred Fifty Thousand Four Hundred Twenty Four Dollars (\$150,424.00)

METRO ELECTRIC, INC.

This proposal is valid for thirty (30) calendar days. Lead times for fixtures range from 4-12 weeks on the poles. An expedited review is requested.

Overtime is not included in this proposal.

We request a thirty (30) calendar day schedule extension for the work for Zone 2

We request an additional sixty (60) calendar day schedule extension for the work for Zone 1.

Sincerely,
Metro Electric, Inc.

Stewart P. Gregorie

Stewart P. Gregorie
Sr. Project Manager

Cc: Michael Easley
Alejandra Icazbalceta
Job File 3419

Change Price Request Cost Analysis

PROJECT: Hidalgo County Courthouse
 CONTRACTOR: Morganti Texas, Inc.

DESCRIPTION OF CHANGE: MTI CPR 47
Zone 1 Lighting Noth East
5/6/2021

Metro Electric, Inc. CPR #65 Rev, Page 1 of 3

Description	Quan. Reqd.	Material Cost	Unit	Material Total	Labor	Total
PC0818BA08 QUAZITE BOX 8" X 18" X 8"	-	\$ 197.66	E	\$ -	\$ -	\$ -
PC0818CG009 QUAZITE TIER 8 COVER	-	\$ 92.86	E	\$ -	\$ -	\$ -
Type ZC	46.00			\$ -	\$ 10,806.72	
Type ZF	26.00			\$ -	\$ 2,614.79	
Type ZK	16.00			\$ -	\$ 2,877.07	
Type ZJ	-			\$ -	\$ -	
Type Z10	4.00			\$ -	\$ 643.64	
Type Z15	13.00			\$ -	\$ 2,091.83	
Type ZD Techlight	-			\$ -	\$ -	
Type ZD Landscape Forms	-			\$ -	\$ -	
1" Sch 40 PVC	-	\$ 127.38	C	\$ -	\$ -	
3/4" Sch 40PVC	3,750.00	\$ 87.28	C	\$ 3,273.02	\$ 10,182.59	
1/2" Sch 40 PVC	600.00	\$ 72.67	C	\$ 436.04	\$ 1,484.39	
1" PVC GRC 90	-	\$ 2,873.56	C	\$ -	\$ -	
3/4" PVC GRC 90	150.00	\$ 2,629.59	C	\$ 3,944.39	\$ 4,465.25	
1/2" PVC GRC 90	37.00	\$ 2,411.73	C	\$ 892.34	\$ 922.82	
1" PVC FA	-	\$ 143.55	C	\$ -	\$ -	
3/4" PVC FA	150.00	\$ 105.53	C	\$ 158.30	\$ 1,448.19	
1/2" PVC FA	32.00	\$ 75.87	C	\$ 24.28	\$ 270.33	
WSL275 4-3/4 HUB	26.00	\$ 21.97	E	\$ 571.22	\$ 1,725.76	
2 GANG WP BLANK	26.00	\$ 784.40	C	\$ 203.94	\$ 203.95	
3/4" GRC Threadless Compression Connector	32.00	\$ 758.46	C	\$ 242.71	\$ 772.37	
3/4" Sch 40 PVC 90	32.00	\$ 821.40	C	\$ 262.85	\$ 424.80	
IP 68 RATED XB814 Power Boxes	2.00	\$ 929.23	E	\$ 1,858.46	\$ 1,287.28	
WP 20A GFCI Receptacle	16.00	\$ 20.57	E	\$ 329.12	\$ 289.64	
Cast In Usre WP Cover	12.00	\$ 20.51	E	\$ 246.12	\$ 144.82	
WSP175 4-3/4 HUB	12.00	\$ 18.20	E	\$ 218.40	\$ 603.41	
Subtotals				\$ 12,661.18	\$ 43,259.65	
Sales Tax				\$ -		
Subtotal w/ Tax				\$ 12,661.18		

Bond	\$ -
Subtotal (Material and Labor)	\$ -
Plus 0.00 % of (Material and Labor)	\$ -
Subtotal (Material, Labor and Overhead)	\$ -
Plus 0.00 OVERHEAD & PROFIT	\$ -
Total (Material, Labor, Overhead, and Profit)	\$ -

Change Price Request Cost Analysis

PROJECT: Hidalgo County Courthouse
 CONTRACTOR: Morganti Texas, Inc.

DESCRIPTION OF CHANGE: MTI CPR 47
Zone 1 Lighting Northeast
5/6/2021

Metro Electric, Inc. CPR #65 Rev, Page 2 of 3

Description	Quan. Req'd.	Material Cost	Unit	Material Total	Labor	Total
#8 THHN STR Cu	6,360.00	\$ 664.69	M	\$ 4,227.46	\$ 3,453.93	
#10 THHN SOL Cu	-	\$ 445.34	M	-	-	
#12 THHN SOL Cu	10,410.00	\$ 339.79	M	\$ 3,537.25	\$ 3,768.91	
#18 THHN SOL Cu	1,800.00	\$ 128.07	M	\$ 230.52	\$ 543.07	
1" EMT	140.00	\$ 181.85	C	\$ 254.59	\$ 461.81	
1" EMT Conn	10.00	\$ 196.90	C	\$ 19.69	\$ 72.41	
1" EMT Coup	14.00	\$ 171.60	C	\$ 24.02	\$ 45.05	
1/4" Hilti anchor with 1/4" coupling	18.00	\$ 66.95	C	\$ 12.05	\$ 86.89	
1" Stand Off Strap	18.00	\$ 200.73	C	\$ 36.13	\$ 141.42	
1/4" All Thread	36.00	\$ 82.06	C	\$ 29.54	\$ 144.82	
1/4" Hex Nut	36.00	\$ 5.40	C	\$ 1.94	\$ 58.80	
WDM150 1 GANG 3-1/2" HUBS	12.00	\$ 13.97	E	\$ 167.65	\$ 540.66	
WSL 250 2 GANG 4-1/2" Hubs	2.00	\$ 19.36	E	\$ 38.71	\$ 112.64	
1 GANG WP BLANK	12.00	\$ 232.66	C	\$ 27.92	\$ 72.41	
3/4" GRC PVC Coupling	157.00	\$ 859.21	C	\$ 1,348.96	\$ 2,526.29	
3/4" GRC PVC 12" Nipple	157.00	\$ 39.26	E	\$ 6,163.55	\$ 2,526.29	
Pea Gravel (Tons)	3.50	\$ 27.00	E	\$ 94.50	\$ 4,505.48	
Sakrete 80 lbs	4.00	\$ 5.22	E	\$ 20.88	\$ 160.91	
Underground caution tape (1000ft)	4.00	\$ 13.47	E	\$ 53.88	\$ 0.97	
1/2" Liquidtight Flex	18.00	\$ 219.90	C	\$ 39.58	\$ 57.93	
1/2" Liquidtight Connector	17.00	\$ 502.780	C	\$ 85.47	\$ 184.13	
1/8" Jetline	4,000.00	\$ 0.01	E	\$ 44.00	\$ 1,287.28	
3/4" Bond Bushings	92.00	\$ 421.65	C	\$ 387.92	\$ 740.19	
PVC Glue QT	2.00	\$ 14.97	E	\$ 29.94	-	
Expansion Foam	3.00	\$ 3.78	E	\$ 11.34	-	
				\$ -	\$ -	
Subtotals				\$ 16,887.51	\$ 21,472.27	
Sales Tax				\$ -		
Subtotal w/ Tax				\$ 16,887.51		

Bond	\$ -
Subtotal (Material and Labor)	\$ -
Plus 0.00 % of (Material and Labor)	\$ -
Subtotal (Material, Labor and Overhead)	\$ -
Plus 0.00 OVERHEAD & PROFIT	\$ -
Total (Material, Labor, Overhead, and Profit)	\$ -

Change Price Request Cost Analysis

PROJECT: Hidalgo County Courthouse
 CONTRACTOR: Morganti Texas, Inc.

DESCRIPTION OF CHANGE: _____
 Zone 1 lighting Northeast
 5/6/2021

Metro Electric, Inc. CPR #65 Rev, Page 3 of 3

Description	Quan. Reqd.	Material Cost	Unit	Material Total	Labor	Total
3/4" x 10' Ground Rod	46.00	\$ 42.89	E	\$ 1,972.94	\$ 4,441.12	
Cadweld 115 Shots	46.00	\$ 12.05	E	\$ 554.30	\$ 925.23	
76B Wire Nut	284.00	\$ 0.18	E	\$ 51.12	\$ 913.97	
3/4" EMT	-	\$ 120.14	C	\$ -	\$ -	
3/4" EMT Connector	-	\$ 105.63	C	\$ -	\$ -	
3/4" EMT Coupling	-	\$ 100.00	C	\$ -	\$ -	
3/4" Stand Off Strap	-	\$ 163.89	C	\$ -	\$ -	
1/4" Hilti anchor W? 1/4" Coupler	-	\$ 66.95	C	\$ -	\$ -	
1/4" All Thread	-	\$ 82.06	C	\$ -	\$ -	
1/4" Hex Nut	-	\$ 5.40	C	\$ -	\$ -	
#10 THHN SOL Cu	-	\$ 420.13	M	\$ -	\$ -	
4SQ J Box	-	\$ 654.54	C	\$ -	\$ -	
Skid Steer Month	1.00	\$ 2,640.00	E	\$ 2,640.00	\$ -	
Walk Behind Trencher Month	2.00	\$ 1,237.50	E	\$ 2,475.00	\$ -	
Fuel	125.00	\$ 1.849	E	\$ 231.13	\$ 502.84	
Trench	4,500.00			\$ -	\$ 18,102.38	
2M Lighting	1.00	\$ 162,630.00	E	\$ 162,630.00	\$ -	
Touche Lighting Control Panel	1.00	\$ -	E	\$ -	\$ 160.91	
Reprographics	1.00	\$ 59.73	E	\$ 59.73	\$ -	
				\$ -	\$ -	
				\$ -	\$ -	
				\$ -	\$ -	
				\$ -	\$ -	
				\$ -	\$ -	
				\$ -	\$ -	
Material & Labor Page 1	1.00	\$ 12,661.18	E	\$ 12,661.18	\$ 43,259.65	
Material & Labor Page 2	1.00	\$ 16,887.51	E	\$ 16,887.51	\$ 21,472.27	

Subtotals	\$ 200,162.91	\$ 89,778.37
Sales Tax	\$ 445.98	
Subtotal w/ Tax	\$ 200,608.89	

Bond	\$ -
Subtotal (Material and Labor)	\$ 290,387.25
Plus 0.00 % of (Material and Labor)	\$ -
Subtotal (Material, Labor and Overhead)	\$ 290,387.25
Plus 10.00 OVERHEAD & PROFIT	\$ 29,038.73
Total (Material, Labor, Overhead, and Profit)	\$ 319,426
Cost Savings	\$ (36,555.00)
Total Cost	\$ 282,871

Change Price Request Cost Analysis

PROJECT: Hidalgo County Courthouse
 CONTRACTOR: Morganti Texas, Inc.

DESCRIPTION OF CHANGE: MTI CPR 47
Zone 2 Lighting and necessary infrastructure

5/6/2021

Metro Electric, Inc. CPR #65 Rev, Page 1 of 3

Description	Quan. Reqd.	Material Cost	Unit	Material Total	Labor	Total
PC0818BA08 QUAZITE BOX 8" X 18" X 8"	5.00	\$ 197.66	E	\$ 988.30	\$	1,206.83
PC0818CG009 QUAZITE TIER 8 COVER	5.00	\$ 92.86	E	\$ 464.30	\$	150.85
Type ZC	11.00			\$ -	\$	2,584.21
Type ZF	-			\$ -	\$	-
Type ZK	12.00			\$ -	\$	2,157.80
Type ZJ	(6.00)			\$ -	\$	(1,637.29)
Type Z10	-			\$ -	\$	-
Type Z15	6.00			\$ -	\$	965.46
Type ZD Techlight	(19.00)			\$ -	\$	(1,153.68)
Type ZD Landscape Forms	19.00			\$ -	\$	2,101.89
1" Sch 40 PVC	1,320.00	\$ 127.38	C	\$ 1,681.42	\$	4,194.92
3/4" Sch 40PVC	1,650.00	\$ 87.28	C	\$ 1,440.13	\$	4,480.34
1/2" Sch 40 PVC	400.00	\$ 72.67	C	\$ 290.69	\$	989.60
1" PVC GRC 90	10.00	\$ 2,873.56	C	\$ 287.36	\$	345.96
3/4" PVC GRC 90	75.00	\$ 2,629.59	C	\$ 1,972.19	\$	2,232.63
1/2" PVC GRC 90	14.00	\$ 2,411.73	C	\$ 337.64	\$	349.17
1" PVC FA	10.00	\$ 143.55	C	\$ 14.35	\$	108.61
3/4" PVC FA	75.00	\$ 105.53	C	\$ 79.15	\$	724.10
1/2" PVC FA	14.00	\$ 75.87	C	\$ 10.62	\$	118.27
WSL275 4-3/4 HUB	-	\$ 21.97	E	\$ -	\$	-
2 GANG WP BLANK	-	\$ 784.40	C	\$ -	\$	-
3/4" GRC Threadless Compression Connector	24.00	\$ 758.46	C	\$ 182.03	\$	579.28
3/4" Sch 40 PVC 90	24.00	\$ 821.40	C	\$ 197.14	\$	318.60
IP 68 RATED XB814 Power Boxes	-	\$ 893.75	E	\$ -	\$	-
WP 20A GFCI Recptacle	6.00	\$ 20.57	E	\$ 123.42	\$	108.61
Cast In Usre WP Cover	6.00	\$ 20.51	E	\$ 123.06	\$	72.41
WSP175 4-3/4 HUB	6.00	\$ 18.20	E	\$ 109.20	\$	301.71
Subtotals				\$ 8,301.01	\$	21,300.28
Sales Tax				\$ -		
Subtotal w/ Tax				\$ 8,301.01		

Bond	\$	-
Subtotal (Material and Labor)	\$	-
Plus 0.00 % of (Material and Labor)	\$	-
Subtotal (Material, Labor and Overhead)	\$	-
Plus 0.00 OVERHEAD & PROFIT	\$	-
Total (Material, Labor, Overhead, and Profit)	\$	-

Change Price Request Cost Analysis

PROJECT: Hidalgo County Courthouse
 CONTRACTOR: Morganti Texas, Inc.

DESCRIPTION OF CHANGE: MTI CPR 47
Zone 2 Lighting and necessary infrastructure

5/6/2021

Metro Electric, Inc. CPR #65 Rev, Page 3 of 3

Description	Quan. Reqd.	Material Cost	Unit	Material Total	Labor	Total
3/4" x 10' Ground Rod	11.00	\$ 42.89	E	\$ 471.79	\$ 1,062.01	
Cadweld 115 Shots	11.00	\$ 12.05	E	\$ 132.55	\$ 221.25	
76B Wire Nut	152.00	\$ 0.18	E	\$ 27.36	\$ 489.17	
3/4" EMT	350.00	\$ 120.14	C	\$ 420.49	\$ 1,126.37	
3/4" EMT Connector	4.00	\$ 105.63	C	\$ 4.23	\$ 24.14	
3/4" EMT Coupling	35.00	\$ 100.00	C	\$ 35.00	\$ 168.96	
3/4" Stand Off Strap	44.00	\$ 163.89	C	\$ 72.11	\$ 276.65	
1/4" Hilti anchor W/ 1/4" Coupler	44.00	\$ 66.95	C	\$ 29.46	\$ 212.40	
1/4" All Thread	88.00	\$ 82.06	C	\$ 72.21	\$ 354.00	
1/4" Hex Nut	88.00	\$ 5.40	C	\$ 4.75	\$ 143.72	
#10 THHN SOL Cu	1,110.00	\$ 420.13	M	\$ 466.34	\$ 468.85	
4SQ J Box	1.00	\$ 654.54	C	\$ 6.55	\$ 18.10	
Skid Steer Month	1.00	\$ 2,640.00	E	\$ 2,640.00	\$ -	
Walk Behind Trencher Month	1.00	\$ 1,237.50	E	\$ 1,237.50	\$ -	
Fuel	75.00	\$ 1.849	E	\$ 138.68	\$ 301.71	
Trench	1,200.00			\$ -	\$ 4,827.30	
2M Lighting	1.00	\$ 70,486.00	E	\$ 70,486.00	\$ -	
Touche Lighting Control Panel	1.00	\$ -	E	\$ -	\$ 160.91	
Reprographics	1.00	\$ 59.73	E	\$ 59.73	\$ -	
				\$ -	\$ -	
				\$ -	\$ -	
				\$ -	\$ -	
				\$ -	\$ -	
RFI 424 Metro CPR 36	1.00	\$ 3,105.99	E	\$ 3,105.99	\$ 2,480.83	
Material & Labor Page 1	1.00	\$ 8,301.01	E	\$ 8,301.01	\$ 21,300.28	
Material & Labor Page 2	1.00	\$ 9,604.13	E	\$ 9,604.13	\$ 13,427.42	

Subtotals	\$ 97,315.87	\$ 47,064.07
Sales Tax	\$ 336.26	
Subtotal w/ Tax	\$ 97,652.14	

Bond	\$ -
Subtotal (Material and Labor)	\$ 144,716.20
Plus 0.00 % of (Material and Labor)	\$ -
Subtotal (Material, Labor and Overhead)	\$ 144,716.20
Plus 10.00 OVERHEAD & PROFIT	\$ 14,471.62
Total (Material, Labor, Overhead, and Profit)	\$ 159,187.82
Cost Savings	-8764
Total Cost	\$ 150,424

Date: Jun 8, 2021

Quote: 2M-VALLEY21-24078-1

Quote

Page 1/3



2M Lighting
946 W. Nolana Loop
Pharr TX 78577
Phone: (956) 686-1476
Fax: (956) 258-5254
From: Pete Ostrowski
Quoter Ph:
Email: pete@2meli.com

Project HIDALGO CNTY COURTHOUSE - CPR
47 - UPDATED 6/8/2021
Location EDINBURG TX
Quote 2M-VALLEY21-24078-1

To: Stewart Gregorie
METRO ELECTRIC
1901 INDUSTRIAL DRIVE
MCALLEN TX 78504
Phone: (956) 686-2323
Email: stewart.gregorie@metroelectric-r

For
Bid Date Jun 8, 2021
Expires Jul 8, 2021
Architect: ERO Architects
Engineer: Halff Associates - McAllen

QTY	Type	MFG	Part	
BASE ZONE 1				
4	Z10	Q-TRAN	BOXA-SW-RLC-WET-XX-SO-ENC/TL-XX-XX-XX-XX-10	
13	Z15	Q-TRAN	BOXA-SW-RLC-WET-XX-SO-ENC/TL-XX-XX-XX-XX-15	
3	Z10/Z15	Q-TRAN	Q-VAULT-5-BK-LR	
2	Z10/Z15	Q-TRAN	QSET-ELED-200/24-UNV	
1	Z10/Z15	Q-TRAN	QSET-ELED-100/24-UNV	
26	ZF	HOLM	DCST-13-UV-L20-K40-FL-XX	
46	ZC		LXS-VA2-740-U-SYM-S-BZ 1000-40404S4-PX-FP-XX (VALMONT/LEXINGTON, INVUE)	
16	ZK	LUMIERE	3002N-RD-25LED4000-NFL-CLR-UNV-XXX	
Total for: BASE ZONE 1				\$162,630.00
BASE ZONE 2				
-19	ZD	TECHLIGHT US	LBOL-7R-DR3623CW-MT-XX	
19	ZD	MISC	LANDSCAPE FORMS STOP BOLLARD - LED - EMBEDDED	
Note			<i>REFERENCE CPR 14-TYPE ZD - INCLUDES</i>	
Note			<i>ADDER FOR PRICE INCREASES</i>	
Note				
6	Z15	Q-TRAN	BOXA-SW-RLC-WET-XX-SO-ENC/TL-XX-XX-XX-XX-15	
1	Z10/Z15	Q-TRAN	Q-VAULT-5-BK-LR	
1	Z10/Z15	Q-TRAN	QSET-ELED-200/24-UNV	
11	ZC		LXS-VA2-740-U-SYM-S-BZ 1000-40404S4-PX-FP-XX (VALMONT/LEXINGTON, INVUE)	
12	ZK	LUMIERE	3002N-RD-25LED4000-NFL-CLR-UNV-XXX	
-6	ZJ		CTLN25LT41-CTLARM-XX SP-30-4-7-DM1-XX	
1	CONTROLS	TOUCHE	RD-32-10- 32 CIRCUIT RELAY PANEL	

Date: Jun 8, 2021

Quote: 2M-VALLEY21-24078-1

Quote

Page 2/



2M Lighting
946 W. Nolana Loop
Pharr TX 78577
Phone: (956) 686-1476
Fax: (956) 258-5254
From: Pete Ostrowski
Quoter Ph:
Email: pete@2meli.com

Project HIDALGO CNTY COURTHOUSE - CPR
Location 47 - UPDATED 6/8/2021
Quote EDINBURG TX
2M-VALLEY21-24078-1

QTY	Type	MFG	Part	
Total for: BASE ZONE 2				\$70,486.00
COST SAVINGS OPTION - TYPE ZC TO TYPE ZB				
ZONE 1				
Note				
46	ZB-10		TT-C6-LED-E1-5WQ-PM-XX TR34-12-DE-SMS-XX (W.J. WHATLEY, INC., MCGRAW-ED)	
-46	ZC		LXS-VA2-740-U-SYM-S-BZ 1000-40404S4-PX-FP-XX (VALMONT/LEXINGTON, INVUE)	
Total for: COST SAVINGS OPTION - TYPE ZC TO TYPE ZB				(\$36,555.00)
COST SAVINGS OPTION - TYPE ZC TO TYPE ZB				
ZONE 2				
Note				
11	ZB-10		TT-C6-LED-E1-5WQ-PM-XX TR34-12-DE-SMS-XX (W.J. WHATLEY, INC., MCGRAW-ED)	
-11	ZC		LXS-VA2-740-U-SYM-S-BZ 1000-40404S4-PX-FP-XX (VALMONT/LEXINGTON, INVUE)	
Total for: COST SAVINGS OPTION - TYPE ZC TO TYPE ZB				(\$8,764.00)

Notes:

UPDATED FOR LATEST PRICE INCREASES 6/8/2021


**ADDED 32-CIRCUIT RELAY PANEL WITH 10 - SINGLE POLE STANDARD RELAYS
TO BE ADDED TO TOUCHE LIGHTING CONTROL NETWORK

ADDED - COST SAVINGS OPTION TO CHANGE TYPE ZC FIXTURE & POLE TO PREVIOUSLY APPROVED TYPE ZB
WITH 10-FOOT ABOVE GRADE FIBERGLASS DIRECT BURIAL POLE

NOTE - BASED ON STANDARD FINISH SELECTION

This quotation is valid for 30 days. After that period, 2M Lighting reserves the right to requote the above project due to possible price changes for provided manufacturers' products. 2M Lighting also reserves the right to void this quotation at any time.

Any modification or change required to the above quoted project will be subject to a requote. This quotation is only valid for the quantities

Submitted by 2M Lighting	Job Name: HIDALGO CNTY COURTHOUSE Architect: ERO Architects (McAllen) Engineer: Half Associates - McAllen (McAllen)	Catalog Number: TT-C6-LED-E1-5WQ-PM-XX TR34-12-DE-SMS XX (W.J. WHATLEY, INC., MCGRAW-ED)	Type: ZB
		Notes:	2M-VALLEY16-15523

McGraw-Edison

DESCRIPTION

The TopTier™ area and site luminaire is an innovative solution that delivers an unparalleled combination of performance and visual comfort. The patented WaveStream™ optical technology blocks the line of sight from the LED light sources to the observer, while extracting the maximum amount of light on task. This approach results in a high level of uniformity and vertical footcandles that enhances safety in the application environment. The TopTier luminaire is UL/cUL listed for wet locations, IP66 and 3G vibration rated.

SPECIFICATION FEATURES

Construction

One-piece, low copper die-cast aluminum upper housing with integrated mounting arm provides a clean and symmetric appearance. Formed aluminum top is sloped to prevent bird nesting. Metal electrical tray allows easy access for field servicing. IP66 rated against the ingress of dust and water.

Optics

Unique optical distributions are accomplished using various combinations of reflective backing plates and WaveStream optical technology. The optical Waveguide is manufactured using precision injection molded acrylic. The optics contain features that form a repeatable and redundant pattern to direct light in a precisely prescribed distribution. For additional glare control and visual comfort with the Wide distribution, specify the SG option which adds a Solite® glass lens that works in combination with the Waveguide

lens and reflective backing plate to reduce high angle lumens. Offered standard in 4000K (+/- 275K) CCT, optional 3000K, 5000K and 6000K. Minimum 70 CRI.

Electrical

LED driver(s) are mounted to metal electrical tray for optimal thermal performance. 120-277V 50/60Hz, 347V 60Hz or 480V 60Hz operation. 480V is compatible for use with 480V Wye systems only. Standard with 0-10V dimming driver(s). See control options page for additional details. Shipped standard with Eaton proprietary circuit module designed to withstand 10kV of transient line surge. Greater than 90% lumen maintenance expected at 60,000 hours based off LM-80 test data and TM-21. Suitable for ambient temperature applications from -40°C (-40°F) to 40°C (104°F). For 50°C (122°F) applications, specify the HA high ambient option.

Mounting

Removal of the access plate on the mounting arm enables wiring of the fixture without having to access the driver compartment. The integrated pole mount arm is bolted directly to the pole with no assembly using an "N" drilling pattern. A knock-out on the mounting arm enables round pole mounting.

Finish

Housing finished in super durable TGIC polyester powder coat paint with 2.5 mil nominal thickness for superior protection against fade and wear. Available colors include white, black, bronze, grey, dark platinum and graphite metallic. RAL and custom color matches available. Consult the McGraw-Edison Architectural Colors brochure for the complete selection.

Warranty

Five-year warranty.

Catalog #		Type	ZB
Project		Date	
Comments			
Prepared by			

ACCEPTED COST SAVINGS IN LIEU OF ZC



TT TOPTIER SITE LED

Solid State LED

AREA/SITE LUMINAIRE



CERTIFICATION DATA
UL/cUL Wet Location Listed
3G Vibration Rated
LM79 / LM80 Compliant
IP66 Rated
ISO 9001

ENERGY DATA
Electronic LED Driver
>0.9 Power Factor
<20% Total Harmonic Distortion
120-277V/50 & 60Hz, 347V/60Hz,
480V/60Hz
-40°C Min. Temperature
40°C Max. Temperature
50°C Max. Temperature (HA Option)

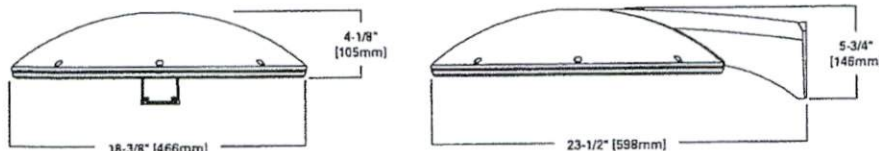
SHIPPING DATA
Approximate Net Weight:
26 lbs. (11.6 kgs.)



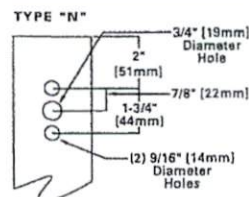
TDS00055EN
June 21, 2018 4:20 PM

DIMENSIONS

POLE MOUNT




DRILLING PATTERN



DIMENSION DATA

Width	Length (with arm)	Weight (lbs.)	EPA (sq. ft.)
18-3/8"	23-1/2"	20.5	0.66



Submitted by 2M Lighting	Job Name: HIDALGO CNTY COURTHOUSE Architect: ERO Architects (McAllen) Engineer: Half Associates - McAllen (McAllen)	Catalog Number: TT-C6-LED-E1-5WQ-PM-XX TR34-12-DE-SMS XX (W.J. WHATLEY, INC., MCGRAW-ED)	Type: ZB
		Notes:	2M-VALLEY18-15523

page 5

TT TOPTIER SITE LED

ORDERING INFORMATION

Sample Number: TT-C2-LED-E1-5WQ-PM-GM

Product Family	Lumen Package	Lamp Type	Voltage	Distribution	Mounting	Color
TT=TopTier *	C1=Nominal 3,500 Lumens C2=Nominal 4,500 Lumens C3=Nominal 6,000 Lumens C4=Nominal 7,500 Lumens C5=Nominal 9,500 Lumens C6=Nominal 12,000 Lumens	LED=Solid State Light Emitting Diodes	E1=Electrical (120-277V) 347=347V 480=480V ²	SCQ=Type 5, Concentrated SMO=Type 5, Medium SWQ=Type 5, Wide RW=Rectangular Wide T4=Type 4 ³	PM=Pole Mount	[BLANK]=White AP=Gray BZ=Bronze BK=Black DP=Dark Platinum GM=Graphite Metallic
Options (Add as Suffix)				Accessories (Order Separately)		
8030=80 CRI / 3000K 7050=70 CRI / 5000K 7060=70 CRI / 6000K P=Button Type Photocontrol (120, 208, 240 or 277V. Must Specify Voltage) ⁴ PER7=NEMA 7-PIN Twistlock Photocontrol Receptacle ⁴ R=NEMA Twistlock Photocontrol Receptacle ⁴ HA=50°C High Ambient ⁵ CG=Clear Glass ⁶ SG=Solite® Glass ⁷ TR=Tamper Resistant Hardware X=Driver Surge Protection Only SLTD=Fifth Light DALI Drivers ⁸ MS/DIM-L08=Dimming Occupancy Sensor (<9" Mounting) ^{9,10} MS/DIM-L20=Dimming Occupancy Sensor (9" - 20" Mounting) ^{9,10} MS/DIM-L40W=Dimming Occupancy Sensor (21" - 40" Mounting) ^{9,10} LWR-LW=LumaWatt Pro Wireless Sensor, Wide Lens 8" - 16" Mounting Height ¹¹ LWR-LN=LumaWatt Pro Wireless Sensor, Narrow Lens 16" - 40" Mounting Height ¹¹				FSIR-100=Wireless Configuration Tool for Occupancy Sensor ⁴ TT/WG=Wire Guard OA/RA1016=NEMA Photocontrol Multi-Tap - 105-265V OA/RA1027=NEMA Photocontrol - 480V OA/RA1201=NEMA Photocontrol - 347V OA/RA1013=Photocontrol Shorting Cap OA/RA1014=120V Photocontrol MA1252=10kV Surge Module Replacement MA1035-XX=Single Tenon Adapter for 2-3/8" O.D. Tenon MA1037-XX=2@180° Tenon Adapter for 2-3/8" O.D. Tenon MA1197-XX=3@120° Tenon Adapter for 2-3/8" O.D. Tenon MA1188-XX=4@90° Tenon Adapter for 2-3/8" O.D. Tenon MA1189-XX=2@90° Tenon Adapter for 2-3/8" O.D. Tenon MA1190-XX=3@90° Tenon Adapter for 2-3/8" O.D. Tenon MA1191-XX=2@120° Tenon Adapter for 2-3/8" O.D. Tenon MA1038-XX=Single Tenon Adapter for 3-1/2" O.D. Tenon MA1039-XX=2@180° Tenon Adapter for 3-1/2" O.D. Tenon MA1192-XX=3@120° Tenon Adapter for 3-1/2" O.D. Tenon MA1193-XX=4@90° Tenon Adapter for 3-1/2" O.D. Tenon MA1194-XX=2@90° Tenon Adapter for 3-1/2" O.D. Tenon MA1195-XX=3@90° Tenon Adapter for 3-1/2" O.D. Tenon WOLC-7P-10A=WaveLinX Outdoor Control Module (7-pin) ¹²		

NOTES:


- Product family has been submitted for qualification to utility rebate programs.
- Only for use with 480V Wye systems. Per NEC, not for use with ungrounded systems, impedance grounded systems or corner grounded systems (commonly known as Three Phase Three Wire Delta, Three Phase High Leg Delta and Three Phase Corner Grounded Delta systems).
- C1-C3 lumen packages only.
- Not available with SLTD, MS/DIM or LWR.
- HA not available with C5 and C6 lumen packages or SLTD option.
- Not available with SCQ.
- Standard with SCQ, option available with SWQ and RW.
- Replace E1 with specific voltage (120, 208, 240, 277V available). Not available with C6 lumen package, HA or sensor options. Multiply published IES files by .95 when used with the C5 lumen package.
- The FSIR-100 configuration tool is required to adjust parameters including high and low modes, sensitivity, time delay, cutoff and more. Consult your lighting representative at Eaton for more information.
- Includes integral photocell.
- LumaWatt Pro wireless sensors are factory installed only requiring network components in appropriate quantities. See www.eaton.com/lighting for LumaWatt Pro application information.
- Requires 7-pin NEMA twistlock photocontrol receptacle.



Eaton
1121 Highway 71 South
Peachtree City, GA 30269
P. 770-486-4800
www.eaton.com/lighting

Specifications and dimensions subject to change without notice.

TD500055EN
June 21, 2018 4:20 PM

Submitted by 2M Lighting		Catalog Number: DCST-13-UV-L20-K40-FL-XX	Type: ZF
	Job Name: HIDALGO CNTY COURTHOUSE Architect: ERO Architects (McAllen) Engineer: Half Associates - McAllen (McAllen)	Notes:	2M-VALLEY18-15523

holm

TYPE
 CATALOG #
 PROJECT
 NOTES



Optional Long Shroud

LED DIRECTIONAL FIXTURES

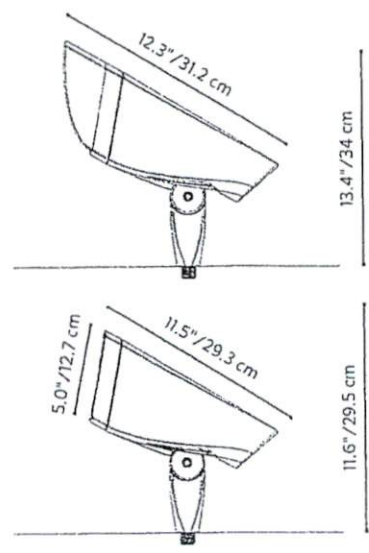
dCrest-13

Unique inside and out. Crest's curvilinear, organic shape reflects its coastal design inspiration. Crest's form begins as an eased square that gently transitions to a circle. Inside, a removable circular sleeve houses all components for easy access and servicing. Simply remove the front cap, twist the handle, and remove.

Quick Facts

- Die-cast aluminum
- Two-layer marine-grade anodization and powder coat finish
- Xicato® LED Module
- ProAim™ adjustability
- Tamper resistant features
- Removable lighting cartridge
- Dimming: Phase or 0-10V
- Input voltage: 110-277V
- IP 66

TYPE ZF



**Job Name:**

HIDALGO CNTY COURTHOUSE
 Architect: ERO Architects (McAllen)
 Engineer: Half Associates - McAllen
 (McAllen)

Catalog Number:

DCST-13-UV-L20-K40-FL-XX

Type:

ZF

2M-VALLEY18-15523

Notes:**dCrest-13 SPECIFICATIONS**

	700 lms	1,000 lms	1,300 lms	2,000 lms
Total Lumens*	629	867	1,141	1,856
Input Power (W)	7.3	10.8	15.0	23.8
VA	7.5	11.1	15.3	24.0
Efficacy (Lumens/Watt)	87	81	76	78
Color Rendering Index (CRI)	83	83	83	83
Center Beam Candle Power (CBCP)				
Spot (20°)	2,044	2,649	3,742	6,252
Flood (40°)	1,113	1,542	2,014	3,322
Wide Flood (60°)	673	937	1,227	2,010
Very Wide Flood (90°)	323	434	576	885
Wall Wash (90° x 120°)	281	372	496	771
Dimming	Phase, 0-10V	Phase, 0-10V	Phase, 0-10V	Phase 0-10 V
Minimum Rated Life (L80)	50,000 Hrs	50,000 Hrs	50,000 Hrs	50,000 Hrs
Luxor® Compatibility				
ZD Options	Luxor CUBE Req'd	Luxor CUBE Req'd	Luxor CUBE Req'd	Luxor CUBE Req'd

* Measured using the flood (40°) optic. Lumen output does not change according to specified CCT.

Holm

Holm. Born from an industry demand for a comprehensive offering of distinctive line and low voltage lighting fixtures for the commercial market. Our products are designed to meet required specifications while echoing the aesthetics of the project. Holm is a Hunter Industries company with more than three decades of engineering expertise, now bringing its Luxor® technology to the commercial architectural and landscape lighting market.

Materials

Die-cast aluminum A380 housing and shroud with stainless steel hardware.

Lamp

Integrated Xicato® LED module. Next Generation Corrected Cold Phosphor Technology keeps phosphors cool for maintained light quality and very tight color consistency (within 1 x 2 MacAdam Ellipses). Up to 100+ lumens per Watt at operating conditions. CCT range from 2700K to 4000K with lumen outputs between 700 and 2,000.

Optics

Beam angle options preinstalled: spot (20°), flood (40°), wide flood (60°), very wide (90°), or wall wash (90° x 120°). Field replaceable.

Socket

Socket contains MoistureBlock™ technology, preventing moisture from wicking into sealed areas of the fixture via the wiring.

Wiring

UL1015 105C 600V; 18/3 for phase dim driver and 18/5 for 0-10V driver.

Power

Three power options: 1) standard voltage using 120V input with phase dimming, 2) universal voltage using 110V to 277V with 0-10V dimming, or 3) high voltage using 220V to 240V with 0-10V dimming.

Housing

Die-cast aluminum housing with capacity up to 2,000 lumens. Removable cartridge contains LED module, optics, and driver into a single assembly.

Shroud

Die-cast aluminum shroud with recessed lens (standard) or 45° angled cutoff option (long shroud).

Knuckle

Die-cast aluminum knuckle with ½-14 NPSM threads. Compress and lock features prevent slip after installation. 5° increments adjustability over 105° of vertical adjustment.

Lens

Tempered glass lens with shock resistance and high tolerance for thermal expansion and stress.

Finish

Two-layer protection of sulfuric acid anodization and polyester TGIC powder coat, providing superior outdoor weathering in all conditions. Tested to ASTM standards.

Hardware

½-20 x ½" stainless steel angle lock screw (hex) with 8-32 x 7/16" set screw (hex).

Ambient Operating Temperature

0700 lms: -25°C to 50°C
 1,000 lms: -25°C to 45°C
 1,300 lms: -25°C to 40°C
 2,000 lms: -25°C to 35°C

Weight

7.9 lbs.

Sustainability

Innovation meets conservation in the design and manufacturing of our products. Where we can, we use recycled materials while maintaining the highest quality and functionality. Our LED products provide high quality light at optimal energy efficiency, lifespan, and durability.

Installation Requirements

Designed for installation in upward or downward directions.


Warranty

5-year limited warranty






Listings

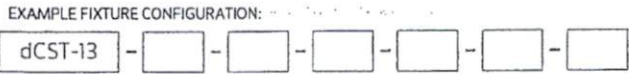
More product resources available at holmlighting.com

*When used with the Power Mount or another mounting device - IP67





Submitted by 2M Lighting		Catalog Number: DCST-13-UV-L20-K40-FL-XX		Type: ZF	
		Job Name: HIDALGO CNTY COURTHOUSE Architect: ERO Architects (McAllen) Engineer: Half Associates - McAllen (McAllen)		Notes:	
2M-VALLEY18-15523					

dCrest-13 ORDERING INFORMATION


Fixture-Size	Power Control	Output	CCT	Optics	Options	Finish		
dCST-13	SV Standard Voltage (120V Phase)	L07 629 Lumens	K27 2700K	SP 20°	[blank] Standard Shroud	BZ Bronze Metallic		RFI #508
	UV Universal Voltage (110-277V 0-10V NA)	L10 867 Lumens	K30 3000K	FL 40°	LS Long Shroud (45°)	SV Silver		
	HV High Voltage (220-240V 0-10V INT'L)	L13 1,141 Lumens	K35 3500K	WF 60°		FB Flat Black		
		L20 1,856 Lumens	K40 4000K	VW 90°		FW Flat White		
				WW 90°x 120°		RL RAL Color		





MOUNTING OPTIONS: Specify Separately

Mounts	Code	
GROUND MOUNT 2.7" 6.7 cm Diameter	GM-XX*	
WALL PLATES 3.4" 8.5 cm x 5.1" 12.9 cm	WP-1G-050-XX*	
WALL PLATES 5.0" 12.7 cm Diameter	WP-RD-050-XX*	
VERSA BOX 2.2" 5.7 cm x 1.5" 3.9 cm	VB-050-XX*	




RISER OPTIONS: Specify Separately

Riser	Code	
RISER 0.8" 2.1 cm Diameter	YY-R-XX*	

LUXOR CUBES: Specify Separately

Item	Code	
HV CUBE 120V Phase Dimming Module	LCM-HV	
0-10V CUBE 0-10V and Relay Module	LCM-RLY-010V	

COUPLING OPTIONS: Specify Separately

Couplings	Code	
STRAIGHT 1.3" 3.2 cm x 2.0" 5.1 cm	COUP-XX*	
90° ELBOW 1.3" 3.2 cm x 2.0" 5.1 cm	ELBW-050-XX*	
T-MOUNT 3.0" 7.6 cm x 2.2" 5.7 cm	TMNT-050-XX*	

*YY = riser height in inches (6" increments between 6" and 36"),
XX = finish code


More product resources available at holmlighting.com

Customer Service 1-844-200-4656

Metro 40 Collection



Product Data Sheet



Stop™ Bollard

- Sleeve is cast aluminum with an integral ring at the base.
- Aesthetically all mounting options look the same.
- Post is 4" structural steel pipe.
- Post is 28" high; the total height of the bollard from ground to top of aluminum casting is 34".
- Base plate on surface-mounted bollard is stainless steel.
- All exterior parts are powdercoated.
- Sleeve can be powdercoated in a selection of colors.
- Post is standard matte black.

Mounting Options

- Stop may be embedded, surface mount or removable.

Embedded




- This is the strongest and most common method for installation.
- The steel post is set into an 18" concrete footing.
- The steel post is slipped over the top of the post and locked into the base of the post with tamper-resistant set screws.
- A stainless steel ring helps align and aid installation.

Surface Mount

- The steel post on all surface mount versions aesthetically matches the embedded version but allows for more installations on existing sites.
- A stainless steel base plate welded to the steel pipe is anchored to the concrete in three locations.
- The stainless steel base plate helps align and aid installation.
- 3 stainless steel leveling glides allow installation to be perfectly "dialed-in" from the top side of base.
- The cast aluminum sleeve with integral base ring is slipped over the top and locked into the base of the post with tamper-resistant set screws.

Removable

- The removable version aesthetically matches embedded and surface mount versions.
- A galvanized socket is embedded in concrete.
- The steel post is inserted into the socket, and secured with locking mechanism.
- The cast aluminum sleeve with integral base ring is slipped over the top of the post and locked into the base of the post with tamper-resistant set screws.

	Style	Depth	Length	Height	Product Weight
	bollard	19"	7"	34"	236 lb
	Embedded, Surface Mount or Removable Bollard			Embedded or Surface Mount Bollard with LED Light	

DESCRIPTION

Monaco 3002N is a small scale and versatile LED inground illuminator providing a fixed uplight. The Monaco 3002N is ideal for uplighting building facades, trees, columns, and other interesting site features.

Catalog #		Type	
Project		ZK	
Comments		Date	
Prepared by			

SPECIFICATION FEATURES

Material

Recessed housing is constructed from corrosion-proof, injection molded polyphenylene sulfide (PPS). Trim ring is constructed from corrosion-resistant brass or stainless steel.

Finish

Painted trim rings are constructed from solid brass with a polyester powdercoat paint finish. A variety of standard colors is available. Machined natural brass or stainless steel trim rings are unpainted and available in either round or square forms. Brass will patina naturally over time.

Lens

Domed 1/2" thick tempered glass lens, factory sealed with high temperature gasket to prevent water intrusion. Suitable for drive-over* applications to 5000 lbs.

Hardware

Stainless steel hardware is standard to provide maximum corrosion-resistance. Outer trim ring includes captive fasteners.

Electrical

LED fixtures include an integral, universal input driver (120V - 277V).

LED Light Engine

LED light engine is included and comes equipped with (7) 3-watt white LEDs. Factory configurable optics allow for four optical distributions. High CRI of 85 with excellent color consistency of +/-50K color temperature.

Dimming

The LED light engine is dimmable to 15% with electronic low voltage equipment (ELV dimmers need a neutral connection in the wall box).

Warranty


Lumière warrants its fixtures against defects in materials & workmanship for three (3) years. Driver carries the original manufacturer's warranty.

Recessed Housing

Recessed housing is provided with two 3/4 inch NPS threaded conduit entries. The recessed housing is available to ship in advance of complete fixture for rough-in purposes. Specify option -LBB and order recessed housing and accompanying components from below:

Recessed housing:
3000-BBR
3000-BBS

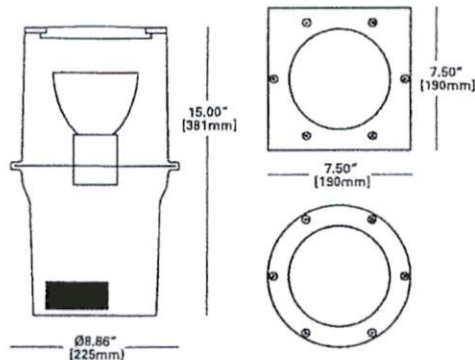
Recessed housing with fusing:
3000-BBR-FUS
3000-BBS-FUS



MONACO

3002N
LED

APPLICATIONS:
NON-ADJUSTABLE INGROUND



CERTIFICATION DATA

UL and cUL Wet Location Listed
LM79 / LM80 Compliant
ROHS Compliant
IP68 Ingressed Protection Rated

TECHNICAL DATA

25 Watt Max. LED
50°C Maximum Temperature Rating

ORDERING INFORMATION

Sample Number: 3002N-RD-18LED3000-MFL-CLR-UNV-BZ

Series	Trim	Source	Distribution	Top Glass	Voltage	Finish ¹	Other
3002N=Monaco 3002 LED Non-Adjustable Aiming	RD=Round SQ=Square	18LED2700= 18W LED, 2700K, 85 CRI 18LED3000= 18W LED, 3000K, 85 CRI 18LED3500= 18W LED, 3500K, 85 CRI 18LED4000= 18W LED, 4000K, 85 CRI 25LED2700= 25W LED, 2700K, 85 CRI 25LED3000= 25W LED, 3000K, 85 CRI 25LED3500= 25W LED, 3500K, 85 CRI 25LED4000= 25W LED, 4000K, 85 CRI	SP=9° Spot NFL=15° Narrow Flood MFL=25° Medium Flood WFL=40° Wide Flood	CLR=Clear Top Glass DIF=Diffuse Top Glass NSL=Non-Slip Lens	UNV=120-277V 50/60Hz, electronic driver	Painted BK=Black BZ=Bronze CS=City Silver VE=Verde WT=White Premium Material NSS=Natural Stainless Steel NBR=Natural Brass	LBB=Less Back Box FUS=Fusing

*Drive over fixtures not qualified for roadway or heavy traffic applications.

ACCESSORIES

Filters (4.95" Diameter)	Optical Lenses (4.95" Diameter)	Optical Louvers (4.95" Diameter)	Light Control	Electrical
F71-38 = Peach Dichroic F72-38 = Amber Dichroic F73-38 = Green Dichroic F74-38 = Medium Blue F75-38 = Yellow Dichroic F76-38 = Red Dichroic F77-38 = Dark Blue Dichroic F78-38 = Light Blue Dichroic F79-38 = Neutral Density Dichroic F80-38 = Magenta Dichroic F22-38 = Red Color F33-38 = Blue Color F44-38 = Green Color F55-38 = Yellow Color F66-38 = Mercury Vapor	LSL-38=Linear Spread Lens (elongates standard beam spread) DIF-38=Diffused Lens (provides even illumination) OSL-38=Overall Spread Lens (increases standard beam spread)	LVR-38=45° Hex Cell Louver (reduces glare)	3000-RG=Rock Guard 3000-SG=Straight Glare Shield 3000-AG=Above ground	3000-FUS=Fusing Package

PHOTOMETRY

3002A-18LED3000-SP			
Test No.	P166840		
CCT	3000K		
Lumens	967 Lm		
Watts	16.6 W		
LPW	58.3 Lm/W		
Beam Angle	6.9°		
Field Angle	17.2°		
CBCP	30118 cd		
CONE OF LIGHT			
D	FC	L	W
10'	301.2	1.4	1.4
20'	75.3	3	3
30'	33.5	4.6	4.6
40'	18.8	6.2	6.2

3002A-18LED3000-NFL			
Test No.	P166839		
CCT	3000K		
Lumens	971 Lm		
Watts	16.6 W		
LPW	58.5 Lm/W		
Beam Angle	13.9°		
Field Angle	24°		
CBCP	14995 cd		
CONE OF LIGHT			
D	FC	L	W
10'	149.9	2.4	2.4
20'	37.5	4.8	4.8
30'	16.7	7.2	7.2
40'	9.4	9.6	9.6

3002A-18LED3000-MFL			
Test No.	P166838		
CCT	3000K		
Lumens	912 Lm		
Watts	16.6 W		
LPW	55.5 Lm/W		
Beam Angle	22.8°		
Field Angle	48.7°		
CBCP	4010 cd		
CONE OF LIGHT			
D	FC	L	W
10'	40.1	3.8	3.8
20'	10	7.6	7.6
30'	4.5	11.4	11.4
40'	2.5	15.2	15.2

3002A-18LED3000-WFL			
Test No.	P166841		
CCT	3000K		
Lumens	947 Lm		
Watts	16.6 W		
LPW	57.0 Lm/W		
Beam Angle	36.2°		
Field Angle	53.2°		
CBCP	2674 cd		
CONE OF LIGHT			
D	FC	L	W
10'	26.7	6	6
20'	6.7	12	12
30'	3	18	18
40'	1.7	23.4	23.4

3002A-25LED3000-SP			
Test No.	P253142		
CCT	3000K		
Lumens	1232 Lm		
Watts	25.1 W		
LPW	49.1 Lm/W		
Beam Angle	8.9°		
Field Angle	17.2°		
CBCP	38343 cd		
CONE OF LIGHT			
D	FC	L	W
10'	383.4	1.4	1.4
20'	95.9	3	3
30'	42.6	4.6	4.6
40'	24	6.2	6.2

3002A-25LED3000-NFL			
Test No.	P253141		
CCT	3000K		
Lumens	1237 Lm		
Watts	25.1 W		
LPW	49.3 Lm/W		
Beam Angle	13.9°		
Field Angle	24.0°		
CBCP	19090 cd		
CONE OF LIGHT			
D	FC	L	W
10'	172.2	2.4	2.4
20'	43.1	4.8	4.8
30'	19.1	7.2	7.2
40'	10.8	9	9

3002A-25LED3000-MFL			
Test No.	P253140		
CCT	3000K		
Lumens	1162 Lm		
Watts	16.7 W		
LPW	46.3 Lm/W		
Beam Angle	22.8°		
Field Angle	48.7°		
CBCP	5104 cd		
CONE OF LIGHT			
D	FC	L	W
10'	51	3.8	3.8
20'	12.8	7.6	7.6
30'	5.7	11.4	11.4
40'	3.2	15.2	15.2

3002A-25LED3000-WFL			
Test No.	P253143		
CCT	3000K		
Lumens	1205 Lm		
Watts	25.1 W		
LPW	48 Lm/W		
Beam Angle	36.2°		
Field Angle	53.2°		
CBCP	3404 cd		
CONE OF LIGHT			
D	FC	L	W
10'	34	6	6
20'	8.5	12	12
30'	3.8	18	18
40'	2.1	23.4	23.4

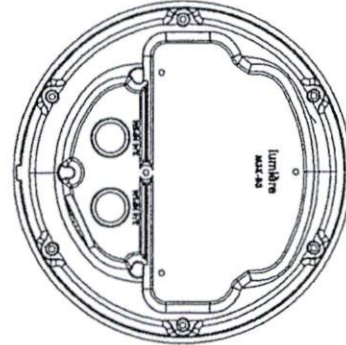
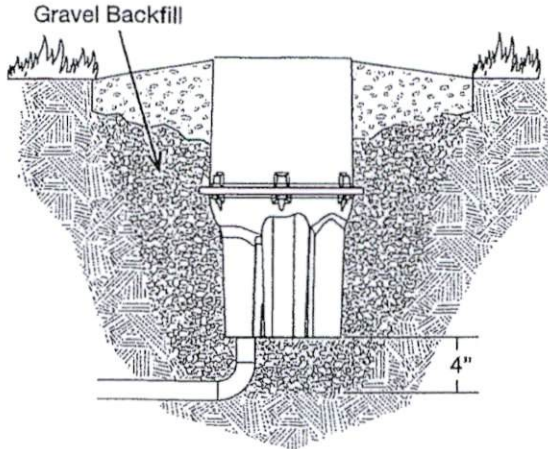
CCT/CRI	2700K / 90 CRI	3000K / 80 CRI	3500K / 80 CRI	4000K / 80 CRI
Lumen Multiplier	0.729	1.000	1.123	1.057

TECHNICAL NOTES

INSTALLATION NOTES

Caution: To prevent water, dirt and debris from collecting, install fixture to allow runoff. Do not install fixture in areas where water can collect for long periods of time. Appropriate drainage must be provided.

Excavated hole must be approximately 15" in diameter by 20" in depth. Fixture must be installed with a minimum 4" depth of pea gravel or equivalent drainage base. Backfill an additional 8" depth of pea gravel on lower portion of fixture for soil stability. For more detailed installation instructions and warnings consult factory.



Bottom view of recessed housing showing two 3/4 inch NPS conduit entries.

Submitted by 2M Lighting



Job Name:
 HIDALGO CNTY COURTHOUSE
 Architect: ERO Architects (McAllen)
 Engineer: Half Associates - McAllen
 (McAllen)

Catalog Number:

(182) BOXA-SW-RLC-WET-XX-SO-ENC/TL-XX-XX-XX-XX-XX-XX (4) QSET-ELED-200/24-UNV (2) Q-VAULT-5-BK-LR
 Notes:

Type:

Z6/Z16

2M-VALLEY19-18200

BOXA-SW FIXTURES - FLEXIBLE (Q-CAP)

Z10/Z16



PRODUCT	MOUNTING	RATED	CCT	OUTPUT	LENS	TYPE	CONNECTOR/ WIRE IN	CONNECTOR/ WIRE OUT	END CAPS (NO FEED)	LENGTH (IN)
BOXA-SW	RLC	WET	XX	SO	ENC/TL	XX	XX	XX	XX	XX
Voltage: 24 VDC Wattage: see table	WSC RLC MC *SGC PPS PPS-96	DRY WET	24 - 2400K 27 - 2700K 30 - 3000K 35 - 3500K 40 - 4000K	SO HO VHO	ENC/CL ENC/TL	Single (Closed end) S1 S2 S3 S4 2S5 Pass through P1 P2 P3 P4 2P5	1BW BRL	N/A	CL WH	1 increments from 1'-10" Tolerance +0.07"/-cutpoint for installed product*

ENCAPSULATED PRODUCTS ARE NOT FIELD CUTTABLE
 *White Snug Clip included with Side Graze Channel


NOTES:
 • Field modifications are not covered under Q-Tran warranty
 • Data subject to change all data has +/- 5% tolerance

1-BW comes in standard 24", request custom length (Max 120") by writing it in inches next to "BW" in the order code box (ex. BW48)
 • Connector/Wire In or Out not needed to specify product Standard configuration is Type S1 Connector/Wire In: BW & Connector/Wire Out: N/A with White Endcap (WH)
 2 PPS mounting clip recommended for seamless applications

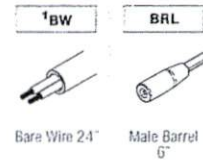
OUTPUT Tested for BOXA-SW-WSC-DRY

CCT	SO Standard Output 1.5 w/ft		HO High Output 3.0 w/ft		VHO Very High Output 5.0 w/ft	
	ENC/CL	ENC/TL	ENC/CL	ENC/TL	ENC/CL	ENC/TL
2400K	131	95	103	94	231	93
2700K	125	97	102	97	238	99
3000K	133	99	108	98	242	98
3500K	142	96	114	96	242	96
4000K	148	95	120	96	263	96

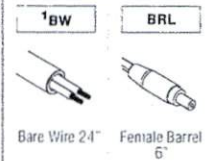
LENS with LED visibility



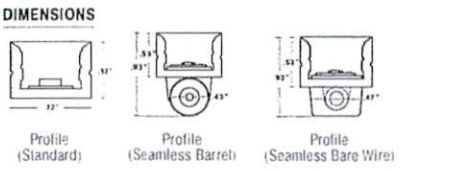
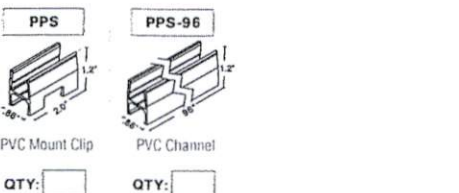
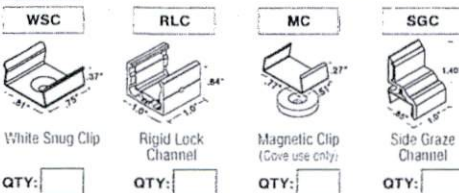
CONNECTOR/WIRE IN



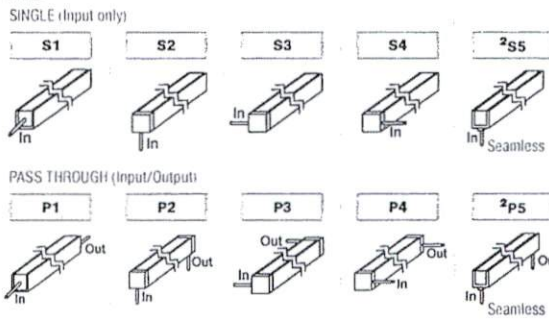
CONNECTOR/WIRE OUT




MOUNTING NOTE: 2 clips provided per first 12" 1 clip provided per additional foot



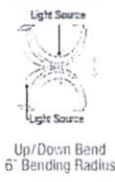
TYPE



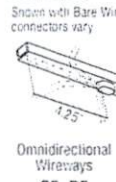
ORDER EXAMPLE



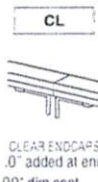
FLEXIBILITY



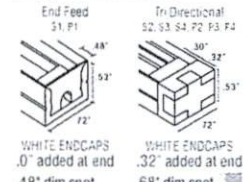
SEAMLESS



END CAPS (NO FEED)



END CAPS (WITH FEED)



PROJECT NAME _____ DATE _____ COMPANY _____ TYPE _____ NOTE _____



Job Name:

HIDALGO CNTY COURTHOUSE
Architect: ERO Architects (McAllen)
Engineer: Half Associates - McAllen (McAllen)

Catalog Number:

(182) BOXA-SW-RLC-WET-XX-SO-ENC/TL-XX-XX-XX-XX-XX (4) QSET-ELED-200/24-UNV (2) Q-VAULT-5-BK-LR

Notes:

Type:

Z6/Z16

2M-VALLEY19-18200

RESOURCE GUIDE - FLEXIBLE FIXTURES

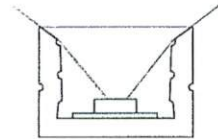
FIXTURES - FLEXIBLE - BOXA-SW



LENS



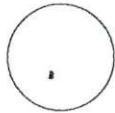
LIGHT ORIENTATION



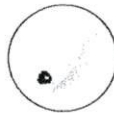
SYMMETRICAL

CONNECTORS

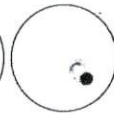
Bare Wire (BW) 24"



Dry Barrel (BRL) 6"



MALE




FEMALE

Wet Barrel (BRL) 6"



MALE




FEMALE

TYPE



.01" added at end

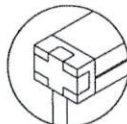
S1 - Input only



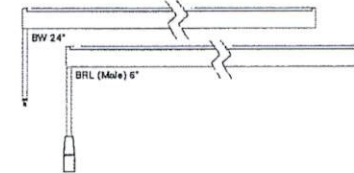
P1 - Input/Output



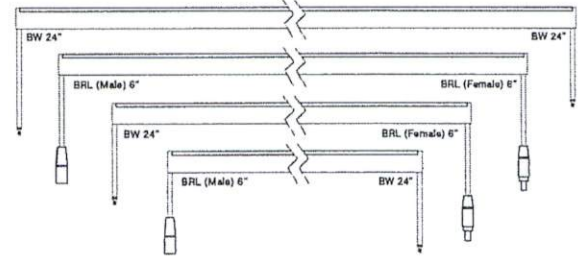
S2 - Input only



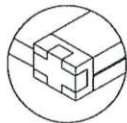
.02" added at end



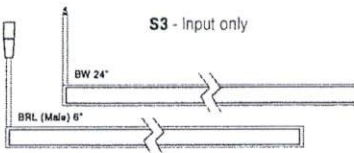
P2 - Input/Output



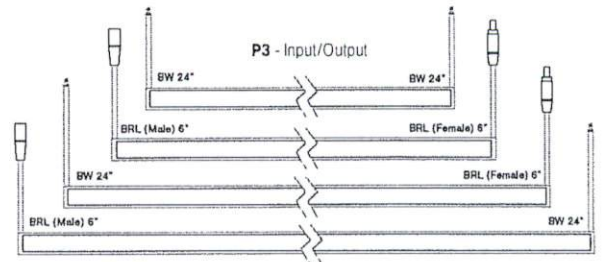
S3 - Input only



.03" added at end



P3 - Input/Output



Submitted by 2M Lighting



Job Name:

HIDALGO CNTY COURTHOUSE
Architect: ERO Architects (McAllen)
Engineer: Half Associates - McAllen (McAllen)

Catalog Number:

(182) BOXA-SW-RLC-WET-XX-SO-ENC/TL-XX-XX-XX-XX-XX (4) QSET-ELED-200/24-UNV (2) Q-VAULT-5-BK-LR
Notes:

Type:

Z6/Z16

2M-VALLEY19-18200

RESOURCE GUIDE - CONNECTORS/WIRE FIXTURES - FLEXIBLE - BOXA-SW



CONNECTORS/WIRE

BARE WIRE

- Belden Wire 22 AWG
- Outdoor rated
- 24" Standard length



RELATED PRODUCTS

O-mini-J*

Sold Individually

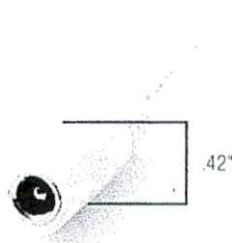


Junction Box that allows for splicing of LED Lead wires


*Flat ordering guide available for this product

DRY BARREL

- 22 AWG
- Dry rated
- 6" Standard length



MALE



FEMALE

RELATED PRODUCTS

TWO-FER

Sold Individually



Two Females and one Male

FOUR-FER

Sold Individually



Four Females and one Male

MALE BENDER

Sold Individually



Connects a Male Barrel to a Male Barrel

FEMALE BENDER

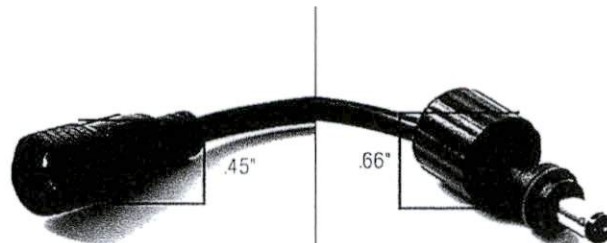
Sold Individually



Connects a Female Barrel to a Female Barrel

WET BARREL

- 18 AWG
- Wet rated
- 6" Standard length



MALE

FEMALE



Job Name:
HIDALGO CNTY COURTHOUSE
Architect: ERO Architects (McAllen)
Engineer: Half Associates - McAllen (McAllen)

(182) BOXA-SW-RLC-WET-XX-SO-ENC/TL-XX-XX-XX-XX-XX (4) QSET-ELED-200/24-UNV (2) Q-VAULT-5-BK-LR
Notes:

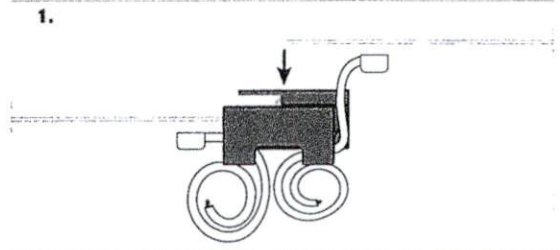
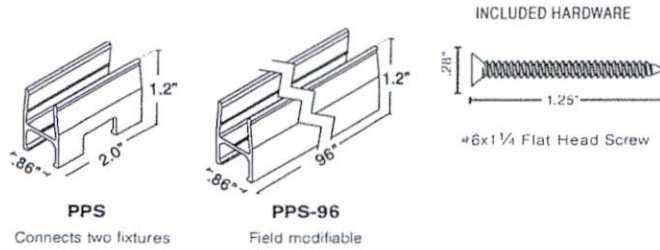
Z6/Z16

2M-VALLEY19-18200

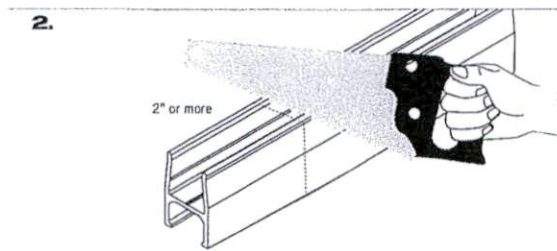
INSTALLATION FIXTURES - FLEXIBLE - BOXA



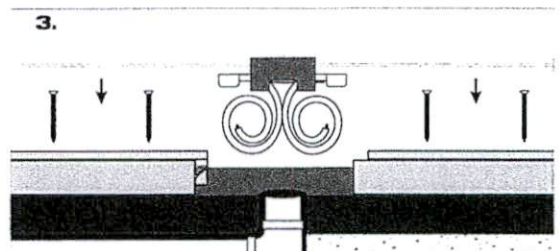
PVC MOUNT CLIP & PVC CHANNEL



Press both fixtures into PPS clip.



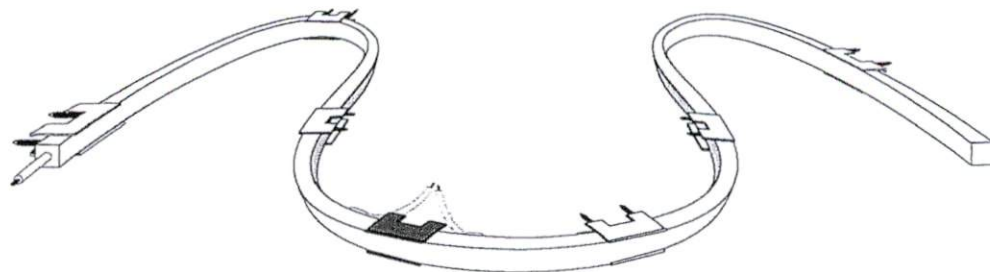
Cut PPS-96 to any length, no smaller than 2".



Install PPS Clips to Pre mount backer board. Snap fixture into PPS and PPS-96.



Finished Assembly for straight runs



Finished Assembly for curved application

Submitted by 2M Lighting



Job Name:
 HIDALGO CNTY COURTHOUSE
 Architect: ERO Architects (McAllen)
 Engineer: Half Associates - McAllen
 (McAllen)

Catalog Number:

(182) BOXA-SW-RLC-WET-XX-SO-ENC/TL-XX-XX-XX-XX (4) QSET-ELED-200/24-UNV (2) Q-VAULT-5-BK-LR
Notes:

Type:

Z6/Z16

2M-VALLEY19-18200



QSET-eLED

QSET-eLED is Q-Tran's direct burial and outdoor rated electronic power supply, utilizing the Xitanium driver from Advance. These drivers provide a 12VDC or 24VDC, constant voltage output, with optional 0-10V dimming modules.

FEATURES

- Dimensions: 11.0"L x 10.0"W x 2.5"D
- Q-Vault-5 enclosure can fit up to two Q-SET-eLED
- Q-VAULT-5 is IP68 rated

FEATURES

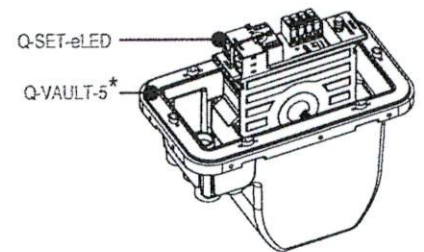
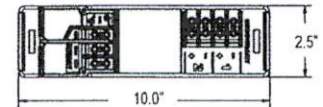
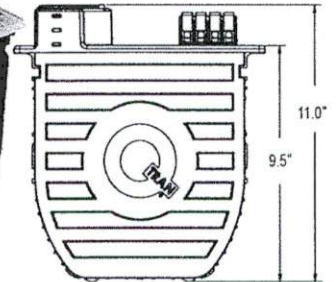

- Limited output voltage and current, plus isolation for safe operation
- Dimmable w/ additional 0-10V Dimming Module
- Fully potted driver(s) for moisture resistance
- Suitable for dry, damp and wet locations
- Primary Voltage - Universal (120-277V)
- Wide operating temperature range: 4°F ~ +104°F
- Fits up to (2): 60W 12VDC or (2):100W 24VDC driver(s) and 0-10V dimming module(s) in the same housing
- Class 2 Output
- CSA #239924

Low Voltage Lighting Systems

- : CSA Class 3426 04 and Class 3426 94
- : CSA Standard C22.2 No. 250.0-08 - Luminaires
- : ANSI/ UL Standard 2108

Landscape Lighting Systems

- : CSA Class 3425 15 and Class 3425 95
- : CSA Standard C22.2 No. 250.7-07- Extra-Low-Voltage Landscape Lighting Systems
- : ANSI/ UL Standard 1838-Low Voltage Landscape Lighting Systems
- : ANSI/ UL Standard 379-Power Units for Fountain, Swimming Pool, and Spa Luminaires



(Must be purchased with Q-VAULT-5)
 *One Q-VAULT-5 can fit two Q-SET-eLED

TOTAL LENGTH										
VDC	Watts (W)	10 AWG (5.6mm ²)	12 AWG (3.3mm ²)	14 AWG (2.0mm ²)	16 AWG (1.3mm ²)	18 AWG (0.78mm ²)	20 AWG (0.50mm ²)	22 AWG (0.33mm ²)	24 AWG (0.20mm ²)	26 AWG (0.13mm ²)
12	12	631'	397'	250'	157'	99'	62'	39'	25'	15'
	25	231'	145'	91'	57'	36'	23'	14'	9'	6'
	60	14'	9'	6'						
24	17	1795'	1129'	710'	446'	281'	177'	111'	70'	44'
	25	1134'	713'	449'	282'	177'	112'	70'	44'	28'
	40	619'	389'	245'	154'	97'	61'	38'	24'	15'
	80	261'	164'	103'	65'	41'	26'	16'	10'	6'
	100	168'	106'	67'	42'	26'	17'	10'	7'	

*Distances are based on a 5% Voltage drop max.

- This product must be installed in accordance with the applicable installation code by a person familiar with the construction and operation of the product and the hazards involved.
- If dimming with optional 0-10V dimming module, use a dimmer rated for 0-10V operation

ORDERING GUIDE						
Model	Max Output (Watts)	Prim. V	Sec. V	Dim	Opts	
QSET-eLED	-	UNV	/			
1 Size	Max Load (Watts)	Secondary Voltage(12/24VDC)	Max Prim. Amps @ 120V	Max Prim. Amps @ 277V		
	50W	1x50W 12VDC	0.9 A	0.4 A		
	120W	2x60W 12VDC	1.4 A	0.6 A		
	100W	1x100W 24VDC	1.1 A	0.5 A		
	200W	2x100W 24VDC	2.2 A	1.0 A		
2 Primary Voltage	UNV: 120V - 277V					
3 Secondary Voltage	12VDC	24VDC				
4 Dimmer	0-10V					
5 Options	PS: Pool & Spa					
Ordering Example						
QSET-eLED-100-UNV/24+0-10V						

PROJECT NAME	DATE	COMPANY	TYPE	NOTE

Submitted by 2M Lighting

**Job Name:**

HIDALGO CNTY COURTHOUSE
 Architect: ERO Architects (McAllen)
 Engineer: Half Associates - McAllen
 (McAllen)

Catalog Number:

(182) BOXA-SW-RLC-WET-XX-SO-ENC/TL-XX-XX-XX-XX-XX (4) QSET-ELED-200/24-UNV (2) Q-VAULT-5-BK-LR

Notes:

Type:**Z6/Z16**

2M-VALLEY19-18200

**SPECIFICATIONS****SPECIFICATIONS**

Input	12VDC			24VDC		
	• Input Voltage (Vrms)	120	230	277	120	230
• Input current, max (Arms)	0.58	0.30	0.25	0.98	0.51	0.42
• Inrush Current, max* (Apk)				45	90	100
• Input Frequency (Hz)	50/60			50/60		
• Input Power (W)	70			117		
Output						
	• Output Voltage, nom (V)	12			24	
• Output Current (A)	5.0			4.1		
• Output Power (W)	60			100		
• Dimming 0-10V, max	2mA					
Environmental	Min	Nom	Max	Min	Nom	Max
	• THD (%)	—	—	20	—	—
• PF (%)	0.90	—	—	0.90	—	—
• Case Temp (°C)	—	—	0.90	—	—	90

Protections

- Short Circuit Protection (SCP)
- Overload Protection (OLP)
- Class 2 Output

Compliance

- EMI Spec : FCC 47 Part 15
- : CISPR 15
- : CISPR 22 Class A
- CSA Certified : UL-2108
- : UL-1838
- : CSA C22.2 No 250.7-07
- : CSA C22.2 No 250.0-08



* - 200us event

PERFORMANCE

- Power Supply shall be rated for outdoor and direct burial use in Q-Vault 5 IP68 Listed Direct Burial Enclosure
- Power Supply shall be fully rated to operate low voltage load at listed wattage (No Derating Required)
- Power Supply shall limit voltage regulation to 5% or less of rated output voltage
- Power Supply shall have the ability to be dimmed using 0-10V Dimming
- Power Supply shall have universal input range of 120-277 Vrms
- Power Supply shall be rated for:
 - CSA Class 3425 15 and Class 3425 95 - Landscape Lighting System Components
 - CSA Class 3426 04 and Class 3426 94 - Low Voltage Lighting Systems
- Terminal blocks shall be made of tin plated copper with a voltage rating of 300V and a current rating of 50A
- Power Supply shall be fully potted in epoxy to limit water ingress
- Power Supply shall have short circuit protection (SCP)
- Power Supply shall have overload protection (OLP)
- Power Supply shall be live tested by manufacturer to ensure proper operation
- Power Supply Manufacturer shall offer minimum of 5 year warranty
- Housing for direct burial fixtures shall be IP68 Rated, with all sealing materials supplied by the manufacturer
- Housing for direct burial fixtures shall be rated for burial in soil, gravel and concrete

Submitted by 2M Lighting



Job Name:
 HIDALGO CNTY COURTHOUSE
 Architect: ERO Architects (McAllen)
 Engineer: Half Associates - McAllen (McAllen)

Catalog Number:

(182) BOXA-SW-RLC-WET-XX-SO-ENC/TL-XX-XX-XX-XX-XX (4) QSET-ELED-200/24-UNV (2) Q-VAULT-5-BK-LR
 Notes:

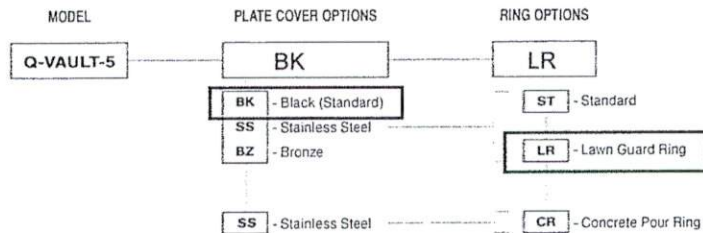
Type:

Z6/Z16

2M-VALLEY19-18200



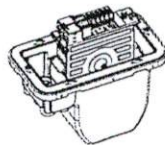
POWER SUPPLY - Q-VAULT- 5



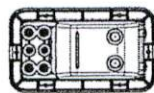
TECHNICAL INFORMATION

XXX	XXX	XXX	XXX	XXX
XXXX	**	**	**	**
XXXX	**	**	**	**
XXXX	**	**	**	**
XXXX	**	**	**	**
XXXX	**	**	**	**
XXXX	**	**	**	**

Fits	1	Up to 2
Q-SET-1		*
Q-SET-2	*	
Q-SET-3	*	
Q-SET-eLED		*
Q-SET-mLED		*



Knock Outs (in)	NPT KO's
1/2"	2
3/4"	4



Bottom View

DIMENSIONS

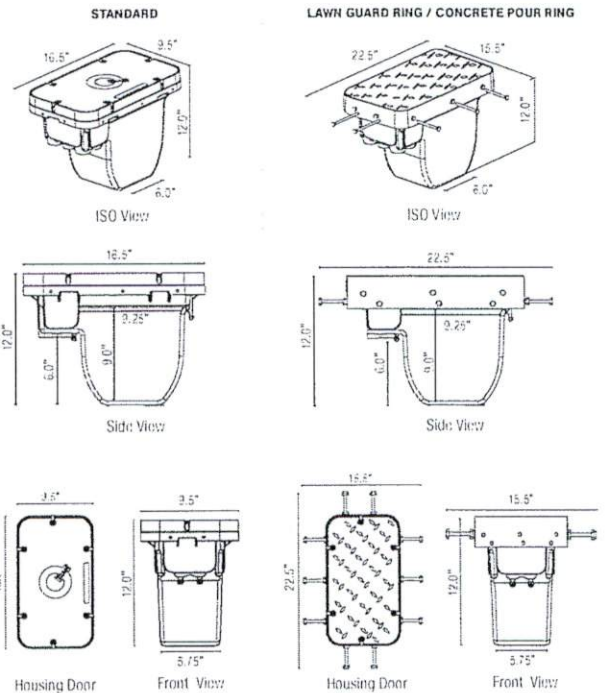


PLATE COVER OPTIONS



RING OPTIONS



PROJECT NAME	DATE	COMPANY	TYPE	NOTE



CHANGE ORDER REQUEST

DATE 1/8/2021 ESTIMATE NO. 10370 I

821 E Beech Ave Ph: (956) 618-1899
 McAllen, TX 78501 Fx: (956) 618-0850

We are pleased to present the following for your consideration.

FOR
 Morganti Texas, Inc.
 10590 Westoffice Drive, Suite 150
 Houston, TX 77042

PROJECT
 Irrigation Change Order
 New Hidalgo County Courthouse

QTY	DESCRIPTION
	CPR # 47 & L-102.2
	BASE BID
	Install the following:
16,500	Rainbird Drip XFD 0.12" Spacing
254	Rainbird 1804 Spray Head
51	Rainbird 5004 Series Rotor Heads
14	2" Rainbird PEB Electric Valve
14	10" Valve Box
13	1-1/2" Rainbird Electric Valves
13	12" x 18" Valve Box
1	Rainbird ESP-LX Timer
1	Wireless Rainsensor
1	2" PVB Backflow Preventer (Lead Free)
1	Misc PVC fittings, pipe, and control wire
	2" Meter \$3,035.50
	Sleeves \$14,350.00
	Material \$42,595.00
	Labor \$30,230.00
	Total \$90,210.50
	(\$24,200.00) - Original Scope
	\$66,010.50 - New Total
	ALTERNATE
	Install the following:
182	Rainbird 1804 Spray Head
6	2" PEB Rainbird Electric Valve
6	10" Amatek Valve Box
2	12" x 18" Amatek Valve Box
2	1-1/2" PEB Rainbird Electric Valve
1	3/4" Quick Coupler
	(Continued on the next page)
Irrigation in Texas is regulated by the TCEQ PO Box 13087 Austin, TX 78711-3087-Lic.	
#LI0008902	TOTAL

Accepted By _____



PROPOSAL AND CONTRACT FOR WORK

DATE 6/7/2021

ESTIMATE NO. 11071L

821 E. Beech Ave.
McAllen, TX 78501
Tel 956-618-1899 ~ Fax 956-618-0850

PRESENTED BY: Clay

FOR
Morganti Texas, Inc.
10590 Westoffice Drive, Suite 150
Houston, TX 77042

PROJECT
New Hidalgo County Courthouse
Edinburg, TX

QTY	DESCRIPTION	UNIT PRICE	TOTAL
	*****3RD REVISED*****		
	PROJECT: Hidalgo Co. New Courthouse Base Proposal (CPR 47)		
	Install the following:		
-15	Mexican Bird of Paradise 30 Gal.	210.00	-3,150.00
-6	Desert Willow 30 Gal.	150.00	-900.00
6	Increase size Desert Willow 45 Gal. (Not locally sourced)	490.00	2,940.00
-9	Honey Mesquite 30 Gal.	150.00	-1,350.00
4	Increase size to 45 Gal. Honey Mesquite 4" Cal.	120.00	480.00
3	Southern Live Oak 12" CaL	19,800.00	59,400.00
-6	Southern Live Oak 3" Cal.	720.00	-4,320.00
2	Increase size to 4" Cal. Live Oak	270.00	540.00
-4	Chaste Tree 30 Gal.	150.00	-600.00
11	Increase size Chaste Tree to 45 Gal.	197.00	2,167.00
-6	Anacahita 30 Gal.	150.00	-900.00
-3	Century Plant 5 Gal.	105.00	-315.00
4	Increase size of Century Plant 15 Gal.	73.00	292.00
-4	Rio Grande Butterfly Bush 5 Gal.	22.40	-89.60
-40	Texas Lantana 3 Gal.	14.40	-576.00
-3	Chili Peper 3 Gal.	14.40	-43.20
-2	Red Yucca 5 Gal.	19.20	-38.40
-38	Green Cloud Texas Ranger 5 Gal.	19.20	-729.60
-2	Wild Plumbago 3 Gal. (White)	14.40	-28.80
62	Mexican Feather Grass 3 Gal.	14.40	892.80
9	Autumn Sage 5 Gal.	19.20	172.80
17	Narrowlead Snake Herb 1 Gal.	6.40	108.80
-42	Scarlet Sage 1 Gal.	6.40	-268.80
-47	Hairy Wedelia 3 Gal.	14.40	-676.80
-109	Gregg's Mist Flower 1 Gal.	6.40	-697.60
-90	Wild Petunias 1 Gal. (Blue Shade) (Sign Included)	6.40	-576.00
33	4" Rio Tech Gravel C.Y.	123.91	4,089.03
123	Edging L.F.	5.20	639.60
-22	White Trailing Dessert Lantana	14.40	-316.80
5	4" Rio Medina Gravel C.Y.	123.91	619.55

Please sign and return if accepted. **TOTAL**



PROPOSAL AND CONTRACT FOR WORK

DATE 6/7/2021 ESTIMATE NO. 11071L

821 E. Beech Ave.
McAllen, TX 78501
Tel 956-618-1899 ~ Fax 956-618-0850

PRESENTED BY: Clay

FOR
Morganti Texas, Inc. 10590 Westoffice Drive, Suite 150 Houston, TX 77042

PROJECT
New Hidalgo County Courthouse Edinburg, TX

QTY	DESCRIPTION	UNIT PRICE	TOTAL
	Material \$56,764.98		
	Labor \$47,100.00	47,100.00	47,100.00
	Total \$103,864.98		
	Note:		
	1.) Exclude base material on granite.		
	2.) Excludes concrete curb.		
	3.) Excludes Sales Tax.		
	4.) Some plants may not be available due to size.		
	5.) Artemisia will not make size. Found 3 gal. that can be planted.		
	6.) Rio Grande Butter Fl Bush is being grown from seed. Cannot guaranty size of plant due to time.		
	7.) Priced 30 gal. Mexican Bird of Paradise.		
	8.) Trees to be as symmetrical as possible, but due to the nature of native plants that may not be possible.		
	9.) Sothern Landscapes has had better long term result with a similar looking lantana Calico varietythan the Texas Lantana due to disease and insects.		
	10.) Royal Poinciana price 6"-8" cal., 200 gal. only one source available.		
	11.) Due to the humidity in South Texas, Southern suggest a different grass than Mexicn Feather Grass. This grass does not last long term.		

Please sign and return if accepted.	TOTAL	\$103,864.98
-------------------------------------	--------------	---------------------

This proposal may be withdrawn by us if not accepted in 30 days.