

Javier



**AGENDA
HIDALGO COUNTY
COMMISSIONERS COURT MEETING
MARCH 21, 2023
2:00 P.M.**

NOTICE is hereby given in accordance with Chapter 551, Texas Government Code, that a SPECIAL MEETING of the Commissioners Court will be held in the Commissioners Courtroom of the Courthouse Annex III Building, 100 E. Cano, 1st floor, Edinburg, Hidalgo County, Texas. Discussion and possible action relating to the following business will be transacted:

In accordance with Section 551.127, NOTICE is hereby given that a physical quorum, including the presiding officer/member, will be present at the specified meeting location. Some members of the governing body and/or government officials may participate via videoconference.

Members of the public are encouraged to watch the meetings online, at: www.hidalgocounty.us/HCIive

- 1. ✓ Roll Call *all present*
- 2. ✓ Pledge of Allegiance *- Deputy Castellano - Javier Start 2:01 PM*
- 3. ✓ Prayer *Texas - Paul Villarreal*
- 4. ✓ Approval of Consent Agenda

5. Approval of Awards/Recognitions:

- OK P1/4* A. ✓ AI-89990 Proclamation in honor of Anna Garcia for 35 years of service. *(Tax Office)*
- B. ✓ AI-90135 Approval of Proclamation recognizing March 21, 2023, as World Down Syndrome Day.
- C. ✓ AI-90152 Proclamation declaring March as National Nutrition Month. *Registered dietitian Bianca Lopez ED*
- OK* D. ✓ AI-90044 ✓ Proclamation declaring March 29, 2023 as National Vietnam War Veterans Day
2. ✓ Announcement of "The Wall That Heals" - Vietnam Veterans Memorial Replica & Mobile Education Center Event in Edinburg April 20-23, 2023

- 6. ✓ Open Forum - *① Fern McClaregherty Re: Valley View ISD (no water)
② Laura Gutierrez Re: Small bus. Prop. values
③ Rolando Rds Re: Day Ambulance/solid waste Consultant
Alamo, TX Re: Day increase taxes Solid waste fees
show 500000*
- 7. ✓ County Judge's Office: *④ Comm Franks Re: Ks, to Evana /garcia- video on kidney transplant*

P 2/3 ✓

- 3. AI-90059 Elections Chapter 19 (1283):
Appropriation of funds in the amount of \$843.28 from auction proceeds.

P 3/4 ✓

- 4. AI-90061 Sheriff CCP59 (1227)
Approval of 2023 appropriation of funds into Sheriff CCP59 from the unassigned fund balance in the amount of \$78,000.00

P 3/4

- 5. AI-89999 Pct.4 (1200):
Requesting approval of Certification of Revenues by County Auditor in the amount of \$121,794.58 from the Drainage Improvement Project Reimbursement and appropriation of the same.

21. **Purchasing Department - Notes:** -Diana T.

- A. FOR ANY CONTRACT(S) AWARDED AND APPROVED UNDER THIS AGENDA, EXECUTED COPIES OF THE CONTRACT(S) WILL BE AVAILABLE ON THE COUNTY INTRA-NET WEBSITE AND WILL BE FORWARDED VIA E-MAIL, FAX OR HAND DELIVERED TO HIDALGO COUNTY AUDITOR'S OFFICE.
- B. ANY AND ALL REQUESTS FOR PAYMENT(S) APPROVED WILL BE SUBJECT TO COUNTY AUDITORS PROCESSING PROCEDURES INCLUDING AUTHORITY FOR COUNTY TREASURER TO ISSUE PAYMENT(S)/CHECK(S).

A. **Hidalgo County**

P 2/4 ✓
2/4 ✓
P 4/3 ✓

- 1. AI-90108 A. Requesting exemption from competitive bidding requirements under Texas Local Government Code 262.024(a)(4): a professional service;
- B. Requesting approval of proposal provided by Wiss, Janney, Elstner Associates, Inc. [WJE] for Professional Consulting Services in connection with the "New Hidalgo County Courthouse" Project, (Funding to be identified).
- C. Requesting authority for the County Judge and/or County Executive Officer, to sign all required documents.

P 3/4 ✓

- 2. AI-90084 Acceptance and approval of Amendment No. 2 between Hidalgo County and ERO Architects, to include updated cost of work and supplemental services (as detailed in the document attached) for the El Paraiso project [C-21-0723-12-28].

B. **County Treasurer:**

P 3/4 ✓
Pct 2
abstain <
P 4/3 ✓

- 1. AI-90085 A. Requesting ratification of the attached Order of the Commissioners Court of Hidalgo County extending the current Depository Contract (C-19-023-05-21), with Lone Star National Bank, for one (1) two (2) year term, under the same rates, terms and conditions, in accordance with Texas Local Government Code 116.021(a) and any other applicable statutes.
- B. Pursuant to item A., requesting authority to exercise the two (2) year extension of the Current Depository Contract (C-19-023-05-21) with Lone Star National Bank, under the same rates, terms and conditions.



AIA® Document G802® – 2017

Amendment to the Professional Services Agreement

PROJECT: *(name and address)*
El Paraiso Building
1901 N. Los Ebanos Rd.
Alton, TX 78573

AGREEMENT INFORMATION:
Date: December 28, 2021

AMENDMENT INFORMATION:
Amendment Number: 002
Date: March 22, 2023

OWNER: *(name and address)*
County of Hidalgo
100 East Cano, 2nd Floor
Edinburg, Texas 78539

ARCHITECT: *(name and address)*
ERO Architects
P.O. Box 720428
McAllen, Texas 78504

The Owner and Architect amend the Agreement as follows:

The AIA B101-2017 Agreement between Owner and Architect executed on December 28, 2021, C-21-0723-12-28, Article 1.1.3 Owner's budget for the Cost of Work per AIA G802 approved on 05/03/2022 is \$4,782,712 and is now estimated at \$6,934,718.46 as submitted to Commissioner's Court for approval on March 21, 2023.

Article 4.1.21 Telecommunications/Data Design - Architect (Responsibility)

Article 4.1.2.1 Description of Supplemental Service - 4. Telecommunications/Data Design

Article 11.1.1 COMPENSATION. For the Architect's Basic Services described under Article 3, the Owner will compensate the Architect and Stipulated Sum of \$334,790 and is now increased to \$485,430.29. Based on the percentage basis for design and construction at Seven Percent (7)% of the Owner's budget for the Cost of Work of \$6,934,718.46.

Article 11.2 COMPENSATION. For the Architect's Supplemental Services designated in 4.1.1, the Owner shall compensate the Architect as follows: 1. Building scan, programming, building diagrams, probable cost of work estimated and project schedule - \$38,303, 2. Landscape design - \$12,760, 3. Furniture, furnishings, and equipment design (FF&E) - \$26,600, 4. Telecommunications/Data - \$12,000

The Architect's compensation and schedule shall be adjusted as follows:

Compensation Adjustment:

The Owner shall compensate the Architect the Stipulated Sum increase from \$334,790 to \$485,430.29. The Compensation adjustment increase reflects 85% of the fee for a total of \$412,615.75 beginning at Design Development Phase.

The Owner shall compensate the Architect for the Architect's Supplemental Services Increase from \$38,303 to \$89,663.

The Owner has been invoiced by the Architect for Supplemental Service No. 1 of \$38,303 and Schematic Design Phase of \$50,218.50

Schedule Adjustment:

Begin fee adjustments at Design Development Phase

SIGNATURES:

ERO Architects

ARCHITECT (*Firm name*)



SIGNATURE

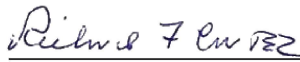
Brian Godinez, Principal

PRINTED NAME AND TITLE

March 22, 2023

DATE

OWNER (*Firm name*)



SIGNATURE

PRINTED NAME AND TITLE

DATE



EXECUTED as of the day and year first written above.

APPROVED BY COMMISSIONERS' COURT ON March 21st, 2023.

Agenda Item No. 90084

Executive Office: MS

VENDOR:

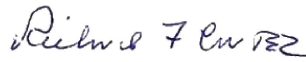
ERO Architects

COUNTY:

COUNTY OF HIDALGO



By: Brian Godinez, Principal



Hon. Richard F. Cortez, County Judge


APPROVED AS TO FORM
Office of the Hidalgo County
Criminal District Attorney,
Toribio "Terry" Palacios

ATTEST:





Michelle Lopez, Assistant District Attorney



Arturo Guajardo, Jr., County Clerk

ATTACHMENTS:

- Exhibit 1 - Health Clinic Supporting Documents**
- Exhibit 2 - Community Resource Center Supporting Documents**
- Exhibit 3 - Schematic Design**

SUPPLEMENTAL SIGNATURES:



Exhibit 1

Health Clinic Supporting Documents

Table A-1		
C-21-0723-12-28		
Health Clinic Fee Schedule		
ARPA Project No.:		
ARPA Expenditure Category:	1.7 Capital Investments or Physical plant changes to Public Facilities that respond to the COVID-19 public health emergency.	
PO No.:		
Item	Details of Item	Cost of Item
1. Architect's Compensation for Basic Services	Article 11.1.1 Architect's Compensation based on (7)% of the Owner's budget for the Cost of the Work of \$ \$3,522,833. Begin fee adjustments at Design Development Phase.	\$209,608.56
2. Architect's Compensation for Supplemental Services	Article 11.2 Architect's Supplemental Services Compensation for Landscape design - \$5,060, Furniture, furnishings, and equipment design (FF&E) - \$16,000, Telecommunications/Data - \$5,000	\$26,060.00

February 13, 2023

Richard F. Cortez, County Judge
County of Hidalgo
100 East Cano, 2nd Floor
Edinburg, Texas 78539

**Re: A-E Professional Services for the Hidalgo County El Paraiso Building FF&E
Supplemental Services – Health Clinic**

Dear Judge Cortez:

ERO Architects is pleased to provide our proposal for the new Hidalgo County El Paraiso Building. The following includes the Scope of Work and Compensation for the Owner-requested Supplemental Services for Fixtures, Furnishings and Equipment Design (FF&E) as it pertains to the referenced project. The basis of this proposal is the AIA B101 – 2017 Owner and Architect Agreement approved by the Hidalgo County Commissioners’ Court on January 6, 2022, and a Notice to Proceed issued on May 3, 2022.

Supplemental Services – FF&E Scope of Work

1. ERO will provide an FF&E, for furniture only, Design package for the referenced project as requested by Hidalgo County. The Supplemental Services is to include the following:
 - a. Design Development package to include a DD level FF&E furniture layout of the project floor plan as well as cut sheets of proposed FF&E designated items. To achieve this, ERO will interview the pertinent user groups to identify the number, type and quality of FF&E items that will be required to meet the project needs. A DD level cost estimate will also be provided.
 - b. Construction Documents package to include a final CD level FF&E layout of the project floor plan. A specifications section will also be provided that provides pictures of the items specified and their descriptions around a basis of design. In order to achieve this, ERO will pick up and incorporate any comments received from the DD submission and additional interviews conducted during the CD phase of design. A CD level cost estimate will also be provided.
 - c. Bidding and Negotiation services will include addressing any FF&E related questions and reviewing any substitution requests during the contractor procurement phase. Also, ERO will address any Hidalgo County, contractor, or AHJ comments that may or may not result in any addenda.
 - d. Construction administration services will include responding to any contractor or Hidalgo County RFIs and review of any contractor submittals relating to FF&E scope. Substitution requests will be reviewed if necessary. An FF&E preinstall meeting will be held for coordination and two site visits will be conducted.

2. Exclusions and Clarifications:
 - a. ERO assumes the budget is for new FF&E.
 - b. Does not include ERO performing site visits, assessments, cataloging, and reporting of existing Hidalgo County furniture and product inventory that might be utilized for this project.

ERO Architects | PO Box 720428 | McAllen, Texas | 78504 | goero.com | 956-655-4655

- c. Does not include ERO's role in the procurement of furniture, fixtures, and equipment.
- d. Hidalgo County shall be responsible for disposal of packaging in coordination with the FF&E vendor(s).
- e. ERO is not responsible for any surcharges for the procurement and delivery of the FF&E.

Supplemental Services - Compensation

- a. Total lump sum fee for the FF&E design as described under the FF&E Scope of Work is submitted as a Supplemental Service as stated in "Article 4 Supplemental and Additional Services" of the AIA B101 – 2017 Owner and Architect Agreement. The proposed Supplemental Services fee for ERO of the proposed Scope of Work is \$16,000.
- b. The proposed fee is derived by the FF&E estimated budget for the Health Clinic at \$20/sf multiplied by 8,000 square feet multiplied by 10%. Delivery and invoicing of design FF&E services follows the approved project schedule and phases.
- c. The terms of the Supplemental Service are bound by the terms of the AIA B101 – 2017 Owner and Architect Agreement.

ADDITIONAL SERVICES


The fee quoted above has been set to meet the specific requirements and scope for the abovementioned project. The ERO fee is subject to increase if the scope is modified from the original scope description. Any fee increase for additional services will be discussed and mutually agreed upon.

INSURANCE

ERO carries professional liability, general liability and workers compensation insurance policies in accordance with what we have found are generally acceptable requirements.

We hope this proposal meets your expectations and if you have questions or require clarification, call me anytime at 956-655-4655. If acceptable, please sign and return one copy of this proposal to ERO Architects and then the final Amendment to our Agreement. Thank you!

Respectfully submitted,



Brian Godinez
Principal
ERO Architects

Hidalgo County Judge Richard F. Cortez

Date

Encl: A. 1295 Form Revised

LANDSCAPE ARCHITECTURAL SERVICES AGREEMENT

AGREEMENT made as of this day 9th day of February in the year 2023

BETWEEN the Landscape Architect's client identified as:

ERO Architects / Engineering / Design / Communications
300 S 8th Street | McAllen, Texas 78501

And the **LANDSCAPE ARCHITECT**;

SITE-WORK LANDSCAPE ARCHITECTURE LLC

Stephen P. Walker R.L.A.
Landscape Architect No. 01774
15028 CR 4255 South
Henderson, Texas 75654
Phone - 956-309-3113

For the following **PROJECT**;

Hidalgo County PCT 3
El Paraiso Landscape Proposal
Clinic Phase of the project
Hidalgo County
Project No. 21087 22 0808
1.68 acres

Company Profile

Name of Firm: **SITE-WORK LANDSCAPE ARCHITECTURE LLC**
Stephen P. Walker R.L.A. – Principal

Business Address: McAllen Office
7217 North 30th Street
McAllen, Texas 78504

Telephone Number: Office: (956) 309-3113

Stephen P. Walker Architectural Services is a collection of individuals offering multi-discipline consulting landscape architectural services capable of meeting the technological necessities of our time. As a team, we strive to serve our clients by combining the skills and talents of our professional and technical staff with proven and accepted forms of technology to meet project goals and intricacies. Our team of seasoned professionals has both the experience and innovative skills to produce technically sound practical recommendations and solutions. All of our members possess coordination, communication and technical skills so as to remain focused on our clients concerns and requirements.

Our combined staffs specialize in the disciplines of landscape architecture, project management, graphic illustration and presentation and computer networking. Our group is experienced and inventive enough to offer solutions for both small and large projects. To achieve these goals our members, use Micro-station V8i. Our services include:

- **Landscape Architecture**
- **Wetland Delineation and Construction documents**
- **Vegetation Management**
- **Model Delineation**

Management and Staffing

Our services will be coordinated with the owner or one of your representatives. Our scope of services is defined by assessing the specific design objectives of the project. Our Project Manager assigned to the project is responsible for the aspects of the project. A principal will be assigned to provide guidance, oversight and review all tasks.

Project Personnel

Key personnel who will be assigned to this project are as follows:

Principal: Stephen P. Walker, L.A.

Task

Landscape Architectural design services for landscape and irrigation improvements at the Hidalgo County PCT 3 El Paraiso. Clinic Phase of the project, Hidalgo County, Texas. Project No. 21087 22 0808 1.12 acres

Scheduling

Based on the projected turn-around time of approximately four-weeks after notice to proceed, we propose the following schedule:

PROJECT PHASE I

HOURS % OF FEE

Stage A

1. Base information / drafting	4	8 %
<hr/>		
A. Base layout and set up (1" = 30' or 1" = 20' scale)		

Stage B

1. Landscape design	18	40 %
<hr/>		
A. Final Landscape design and layout.	4	
B. Draft Landscape schematic design.	10	
D. Landscape details / general notes.	4	

Stage C

1. Irrigation design	14	30 %
<hr/>		
A. Irrigation design and layout.	10	
B. Irrigation details / general notes.	4	

Construction Administration	10	22 %
<hr/>		
A. Shop drawings and submittals review	2	
B. Field Inspections (2 trips) & reports	4	
C. Final inspection (1 trip) review and punch list.	4	

Hourly rate:

\$35.00 (base labor rate) x 2.6 (over head) x 1.2 (profit) = \$110 (Loaded hourly rate)

46 hours x \$110.00 = \$5,060.00

Site visits, if requested by the owner, will be invoiced at a daily rate of \$150.00 plus \$0.50 per mile. Overnight stay expenses, if required, will be invoiced at cost.

This schedule does not include the following activities;

- Topographic surveying.
- Contract negotiation with contractors.
- Construction administration.

Stephen P. Walker R.L.A.

If this agreement is acceptable to you, please indicate your acceptance by filling the blanks below and returning a signed copy to our office. This agreement will be considered as a notice to proceed and will begin work immediately upon receipt.

Print name

signature

Company name

date



February 10, 2023

From:
Daniel Chavez, Principal
EDCON, PLLC
1101 W. Ferguson, Ste. G
Pharr, TX 78577

To:
Brain Godinez
ERO Architects
300 S. 8th St.
McAllen, TX 78501

Project: El Paraiso

EDCON, PLLC is pleased to offer our proposal for Information Technology, Audio/ Video and Security engineering services for the approximately 8100 sqft space consisting of the Health Clinic and Indigent Care Building.

Scope of services to be provided:

1. Provide design and specifications for Information Services
2. Design and specifications for horizontal data cable, patch cords, termination jacks, patch panels, and faceplates.
3. Design and specifications for racks, horizontal and vertical cable managers, cable runway, and supports in MDF/IDF rooms.
4. Design and Specifications for any required fiber and copper backbone between MDF/IDF rooms.
5. Design and specifications for any required Smart TV, projectors, mounts, speakers, control systems, WAPs, and necessary A/V cabling in required rooms.
6. Design and Specifications for any required speakers, DSP, amplifier, touch screen controls, equipment rack, microphones, assistive listening system, A/V cabling.
7. Design and Specifications for security control panel, keypads, door contacts, motion detectors, glass break detectors, power supplies, and necessary security cable.
8. Camera System – Design and Specifications for software, camera server/storage unit, cameras, and mounts.
9. Access Control System – Design and Specifications for security software, controllers, reader interface modules, card readers, card credentials, request-to-exit devices, door position switches, power supplies, and necessary cable.
10. All construction drawings will be produced in AutoCad format.
11. Review of any contractor generated submittal documents is included.
12. Construction Administration site observation visits are included in this proposal. The extent to which they have been included is addressed below.
13. Evaluation of Construction Contractor bids.

Our engineering work in this proposal does not include the following services. These items will be considered extra services and will be invoiced at our extra service rates below:

1. Engineering services other than IT, A/V and Access Control, Camera

Construction Administration:

Construction Administration services, identified in Item 12 above, include the following:

1. Attendance by an electrical engineer at the pre-bid meeting.
2. Attendance by an electrical engineer at the pre-construction meeting.
3. Site visits by an electrical engineer to the project site twice per month, on approximately two-week intervals, for the final months of the project duration.
4. Final punch list preparation by an electrical engineer.
5. Verification of correction of the final punch list by an electrical engineer.
6. Review of contractor generated electrical submittals.

Additional Services:

Engineering work not described above will be considered additional services. Additional services will not be performed without first receiving written direction. Additional services will be invoiced at the hourly rates indicated below. These rates are to be in effect for one calendar year from the date of this proposal.

Registered Professional Engineer	\$115.00/Hour
CADD Draftsman	\$50.00/Hour
Word Processing	\$30.00/Hour

Reimbursable Expenses:

Reimbursable expenses for the project will be invoiced with no markup and will be in addition to the base fee quoted in this proposal. Reimbursable expenses are not anticipated for this project.

Schedule:

EDCON can complete our design work within a reasonable time frame. We anticipate that the project will have deliverables as follows:

1. Design development document submission
2. 50% construction documents submission
3. 95% construction documents submission
4. Sealed 100% construction documents submission.

We are available to start work on this project immediately and anticipate meeting the design schedule.

Professional Fees:

EDCON proposes to perform the base mechanical and electrical engineering design work described above for a fee of Five Thousand dollars (\$5,000).

Invoicing:

EDCON anticipates invoicing, on a percentage basis, the base fee at the completion of each deliverable item listed above. The construction administration fee will be invoiced as the corresponding work is performed. Reimbursable expenses will be invoiced as they occur. All invoices are due within thirty (30) days of billing.

Thank you for the opportunity to work with you and your staff on this project.

Authorization to Proceed Accepted this day of _____ By

Signature _____

Name Title _____



Exhibit 2

Community Resource Center Supporting Documents

Table A-2		
C-21-0723-12-28		
Community Resource Center Fee Schedule		
ARPA Project No.:		
ARPA Expenditure Category:	1.7 Capital Investments or Physical plant changes to Public Facilities that respond to the COVID-19 public health emergency.	
PO No.:		
Item	Details of Item	Cost of Item
1. Architect's Compensation for Basic Services	Article 11.1.1 Architect's Compensation based on (7)% of the Owner's budget for the Cost of the Work of \$3,411,885.46. Begin fee adjustments at Design Development Phase.	\$203,007.19
2. Architect's Compensation for Supplemental Services	Article 11.2 Architect's Supplemental Services Compensation for Landscape design - \$7,700, Furniture, furnishings, and equipment design (FF&E) - \$10,600, Telecommunications/Data - \$7,000	\$25,300.00

February 13, 2023

Richard F. Cortez, County Judge
County of Hidalgo
100 East Cano, 2nd Floor
Edinburg, Texas 78539

**Re: A-E Professional Services for the Hidalgo County El Paraiso Building FF&E
Supplemental Services – CRC**

Dear Judge Cortez:

ERO Architects is pleased to provide our proposal for the new Hidalgo County El Paraiso Building. The following includes the Scope of Work and Compensation for the Owner-requested Supplemental Services for Fixtures, Furnishings and Equipment Design (FF&E) as it pertains to the referenced project. The basis of this proposal is the AIA B101 – 2017 Owner and Architect Agreement approved by the Hidalgo County Commissioners’ Court on January 6, 2022, and a Notice to Proceed issued on May 3, 2022.

Supplemental Services – FF&E Scope of Work

1. ERO will provide an FF&E, for furniture only, Design package for the referenced project as requested by Hidalgo County. The Supplemental Services is to include the following:
 - a. Design Development package to include a DD level FF&E furniture layout of the project floor plan as well as cut sheets of proposed FF&E designated items. To achieve this, ERO will interview the pertinent user groups to identify the number, type and quality of FF&E items that will be required to meet the project needs. A DD level cost estimate will also be provided.
 - b. Construction Documents package to include a final CD level FF&E layout of the project floor plan. A specifications section will also be provided that provides pictures of the items specified and their descriptions around a basis of design. In order to achieve this, ERO will pick up and incorporate any comments received from the DD submission and additional interviews conducted during the CD phase of design. A CD level cost estimate will also be provided.
 - c. Bidding and Negotiation services will include addressing any FF&E related questions and reviewing any substitution requests during the contractor procurement phase. Also, ERO will address any Hidalgo County, contractor, or AHJ comments that may or may not result in any addenda.
 - d. Construction administration services will include responding to any contractor or Hidalgo County RFIs and review of any contractor submittals relating to FF&E scope. Substitution requests will be reviewed if necessary. An FF&E preinstall meeting will be held for coordination and two site visits will be conducted.

2. Exclusions and Clarifications:
 - a. ERO assumes the budget is for new FF&E.
 - b. Does not include ERO performing site visits, assessments, cataloging, and reporting of existing Hidalgo County furniture and product inventory that might be utilized for this project.

ERO Architects | PO Box 720428 | McAllen, Texas | 78504 | goero.com | 956-655-4655

- c. Does not include ERO's role in the procurement of furniture, fixtures, and equipment.
- d. Hidalgo County shall be responsible for disposal of packaging in coordination with the FF&E vendor(s).
- e. ERO is not responsible for any surcharges for the procurement and delivery of the FF&E.

Supplemental Services - Compensation

- a. Total lump sum fee for the FF&E design as described under the FF&E Scope of Work is submitted as a Supplemental Service as stated in "Article 4 Supplemental and Additional Services" of the AIA B101 – 2017 Owner and Architect Agreement. The proposed Supplemental Services fee for ERO of the proposed Scope of Work is \$10,600.
- b. The proposed fee is derived by the FF&E estimated budget for the CRC at \$20/sf multiplied by 5,300 square feet multiplied by 10%. Delivery and invoicing of design FF&E services follows the approved project schedule and phases.
- c. The terms of the Supplemental Service are bound by the terms of the AIA B101 – 2017 Owner and Architect Agreement.

ADDITIONAL SERVICES

The fee quoted above has been set to meet the specific requirements and scope for the abovementioned project. The ERO fee is subject to increase if the scope is modified from the original scope description. Any fee increase for additional services will be discussed and mutually agreed upon.

INSURANCE

ERO carries professional liability, general liability and workers compensation insurance policies in accordance with what we have found are generally acceptable requirements.

We hope this proposal meets your expectations and if you have questions or require clarification, call me anytime at 956-655-4655. If acceptable, please sign and return one copy of this proposal to ERO Architects and then the final Amendment to our Agreement. Thank you!

Respectfully submitted,



Brian Godinez
Principal
ERO Architects

Hidalgo County Judge Richard F. Cortez

Date

Encl: A. 1295 Form Revised



February 10, 2023

From:
Daniel Chavez, Principal
EDCON, PLLC
1101 W. Ferguson, Ste. G
Pharr, TX 78577

To:
Brain Godinez
ERO Architects
300 S. 8th St.
McAllen, TX 78501

Project: El Paraiso

EDCON, PLLC is pleased to offer our proposal for Information Technology, Audio/ Video and Security engineering services for the approximately 5500 sqft space consisting of the Community Resource Center (CRC).

Scope of services to be provided:

1. Provide design and specifications for Information Services
2. Design and specifications for horizontal data cable, patch cords, termination jacks, patch panels, and faceplates.
3. Design and specifications for racks, horizontal and vertical cable managers, cable runway, and supports in MDF/IDF rooms.
4. Design and Specifications for any required fiber and copper backbone between MDF/IDF rooms.
5. Design and specifications for any required Smart TV, projectors, mounts, speakers, control systems, WAPs, and necessary A/V cabling in required rooms.
6. Design and Specifications for any required speakers, DSP, amplifier, touch screen controls, equipment rack, microphones, assistive listening system, A/V cabling.
7. Design and Specifications for security control panel, keypads, door contacts, motion detectors, glass break detectors, power supplies, and necessary security cable.
8. Camera System – Design and Specifications for software, camera server/storage unit, cameras, and mounts.
9. Access Control System – Design and Specifications for security software, controllers, reader interface modules, card readers, card credentials, request-to-exit devices, door position switches, power supplies, and necessary cable.
10. All construction drawings will be produced in AutoCad format.
11. Review of any contractor generated submittal documents is included.
12. Construction Administration site observation visits are included in this proposal. The extent to which they have been included is addressed below.
13. Evaluation of Construction Contractor bids.

Our engineering work in this proposal does not include the following services. These items will be considered extra services and will be invoiced at our extra service rates below:

1. Engineering services other than IT, A/V and Access Control, Camera

Construction Administration:

Construction Administration services, identified in Item 12 above, include the following:

1. Attendance by an electrical engineer at the pre-bid meeting.
2. Attendance by an electrical engineer at the pre-construction meeting.
3. Site visits by an electrical engineer to the project site twice per month, on approximately two-week intervals, for the final months of the project duration.
4. Final punch list preparation by an electrical engineer.
5. Verification of correction of the final punch list by an electrical engineer.
6. Review of contractor generated electrical submittals.

Additional Services:

Engineering work not described above will be considered additional services. Additional services will not be performed without first receiving written direction. Additional services will be invoiced at the hourly rates indicated below. These rates are to be in effect for one calendar year from the date of this proposal.

Registered Professional Engineer	\$115.00/Hour
CADD Draftsman	\$50.00/Hour
Word Processing	\$30.00/Hour

Reimbursable Expenses:

Reimbursable expenses for the project will be invoiced with no markup and will be in addition to the base fee quoted in this proposal. Reimbursable expenses are not anticipated for this project.

Schedule:

EDCON can complete our design work within a reasonable time frame. We anticipate that the project will have deliverables as follows:

1. Design development document submission
2. 50% construction documents submission
3. 95% construction documents submission
4. Sealed 100% construction documents submission.

We are available to start work on this project immediately and anticipate meeting the design schedule.

Professional Fees:

EDCON proposes to perform the base mechanical and electrical engineering design work described above for a fee of Seven Thousand dollars (\$7,000).

Invoicing:

EDCON anticipates invoicing, on a percentage basis, the base fee at the completion of each deliverable item listed above. The construction administration fee will be invoiced as the corresponding work is performed. Reimbursable expenses will be invoiced as they occur. All invoices are due within thirty (30) days of billing.

Thank you for the opportunity to work with you and your staff on this project.

Authorization to Proceed Accepted this day of _____ By

Signature _____

Name Title _____

LANDSCAPE ARCHITECTURAL SERVICES AGREEMENT

AGREEMENT made as of this day 9th day of February in the year 2023

BETWEEN the Landscape Architect's client identified as:

ERO Architects / Engineering / Design / Communications
300 S 8th Street | McAllen, Texas 78501

And the **LANDSCAPE ARCHITECT**;

SITE-WORK LANDSCAPE ARCHITECTURE LLC

Stephen P. Walker R.L.A.
Landscape Architect No. 01774
15028 CR 4255 South
Henderson, Texas 75654
Phone - 956-309-3113

For the following **PROJECT**;

Hidalgo County PCT 3
El Paraiso Landscape Proposal
CRC Phase of the project
Hidalgo County
Project No. 21087 22 0808
1.68 acres

Company Profile

Name of Firm: **SITE-WORK LANDSCAPE ARCHITECTURE LLC**
Stephen P. Walker R.L.A. – Principal

Business Address: McAllen Office
7217 North 30th Street
McAllen, Texas 78504

Telephone Number: Office: (956) 309-3113

Stephen P. Walker Architectural Services is a collection of individuals offering multi-discipline consulting landscape architectural services capable of meeting the technological necessities of our time. As a team, we strive to serve our clients by combining the skills and talents of our professional and technical staff with proven and accepted forms of technology to meet project goals and intricacies. Our team of seasoned professionals has both the experience and innovative skills to produce technically sound practical recommendations and solutions. All of our members possess coordination, communication and technical skills so as to remain focused on our clients concerns and requirements.

Our combined staffs specialize in the disciplines of landscape architecture, project management, graphic illustration and presentation and computer networking. Our group is experienced and inventive enough to offer solutions for both small and large projects. To achieve these goals our members, use Micro-station V8i. Our services include:

- **Landscape Architecture**
- **Wetland Delineation and Construction documents**
- **Vegetation Management**
- **Model Delineation**

Management and Staffing

Our services will be coordinated with the owner or one of your representatives. Our scope of services is defined by assessing the specific design objectives of the project. Our Project Manager assigned to the project is responsible for the aspects of the project. A principal will be assigned to provide guidance, oversight and review all tasks.

Project Personnel

Key personnel who will be assigned to this project are as follows:

Principal: Stephen P. Walker, L.A.

Task

Landscape Architectural design services for landscape and irrigation improvements at the Hidalgo County PCT 3 El Paraiso. CRC Phase, Hidalgo County, Texas. Project No. 21087 22 0808
1.68 acres

Scheduling

Based on the projected turn-around time of approximately four-weeks after notice to proceed, we propose the following schedule:

PROJECT PHASE I

HOURS % OF FEE

Stage A

1. Base information / drafting	6	8 %
<hr/>		
A. Base layout and set up (1" = 30' or 1" = 20' scale)		

Stage B

1. Landscape design	28	40 %
<hr/>		
A. Final Landscape design and layout.	4	
B. Draft Landscape schematic design.	20	
D. Landscape details / general notes.	4	

Stage C

1. Irrigation design	22	32 %
<hr/>		
A. Irrigation design and layout.	18	
B. Irrigation details / general notes.	4	

Construction Administration	14	20 %
<hr/>		
A. Shop drawings and submittals review	4	
B. Field Inspections (2 trips) & reports	6	
C. Final inspection (1 trip) review and punch list.	4	

Hourly rate:

\$35.00 (base labor rate) x 2.6 (over head) x 1.2 (profit) = \$110 (Loaded hourly rate)

70 hours x \$110.00 = \$7,700.00

Site visits, if requested by the owner, will be invoiced at a daily rate of \$150.00 plus \$0.50 per mile. Overnight stay expenses, if required, will be invoiced at cost.

This schedule does not include the following activities;

- Topographic surveying.
- Contract negotiation with contractors.
- Construction administration.

Stephen P. Walker R.L.A.

If this agreement is acceptable to you, please indicate your acceptance by filling the blanks below and returning a signed copy to our office. This agreement will be considered as a notice to proceed and will begin work immediately upon receipt.

Print name

signature

Company name

date



Exhibit 3

Schematic Design

APPROVAL SHEET

Submitted for Approval of Schematic Design

The A/E represents that the drawings and descriptions, to the best of the A/E's knowledge and belief, fulfill the Project Scope requirements and that the construction can be completed for the Construction Budget amount, and within the Project Schedule:



2/6/2023

Eli R. Ochoa, Principal / CEO

Date



2/6/2023

Brian Godinez, Principal / CMO

Date



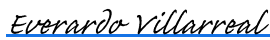
2/6/2023

Yesenia Suchil, Project Manager

Date

Approval on Behalf of Hidalgo County

Those signing below have reviewed the information contained within this Schematic Design Submittal:



Everardo Villarreal (Mar 28, 2023 10:44 CDT)

Everardo "Ever" Villarreal -County Commissioner Pct.3

Date



Eduardo Olivarez, Chief Administrative Officer for the Health Department

Date



Oscar Villarreal (Mar 28, 2023 12:45 CDT)

Oscar R. Villarreal, Director for Facilities Management

PROBABLE COST OF CONSTRUCTION SCHEMATIC DESIGN

HEALTH CLINIC & INDIGENT CARE: \$3,522,833

CRC: \$2,578,075

SITE: \$833,810

As of January 13, 2023
(See attachments A&B below)



Yesenia Suchil

From: Yesenia Suchil
Sent: Friday, January 13, 2023 12:14 PM
To: david@bstone.biz; monica@bstone.biz; Carlos Del Angel
Cc: Hector Garcia; Jasmin Cantu; 21087 Hidalgo County El Paraiso Building; Brian Godinez; Eli R. Ochoa; Joey Yzaguirre; Eduardo Belmarez
Subject: 21087 23 0113 El Paraiso Probable Cost of Construction

David,

As per your request, please see below the following updated Probable Cost of Construction for the Health Clinic and CRC buildings. As we have mentioned before during our meetings, the average of construction cost increase in the last months is 2.25%. The last Probable Cost of Construction based on the Schematic Design Deliverable provided in Sep. 2022 for the Health Clinic was \$3,231,957. The Probable Cost of Construction for the CRC based on the Schematic Design Deliverable as of Sep. 2022 was \$2,365,206.

Founded on this industry trend, the updated Probable Cost of Construction for the Health Clinic over the last 4 months will be \$3,522,833 for January 2023 in current dollars. The updated Probable Cost of Construction for the CRC over the last 4 months will be \$ 2,578,075 as of January 2023 in current dollars. Please consider these numbers are in current dollars (Jan. 2023) and the project will bid in the future which could incur an additional cost increase.

Thank you,

Yesenia Suchil Tijerina, Architectural Associate
Project Manager



ERO

Planning / Architecture / Engineering / Communications
email: ysuchil@goERO.com | **mb:** 956-569-7067
w: goERO.com | **fb:** ERO Architects
AUSTIN | EL PASO | HOUSTON | RIO GRANDE VALLEY | SAN ANTONIO

From: david@bstone.biz <david@bstone.biz>
Sent: Wednesday, January 11, 2023 3:27 PM
To: Yesenia Suchil <ysuchil@goero.com>
Subject: FW: El Paraiso Probable Cost of Construction

FYI.

From: Jasmin Cantu <jasmin.cantu@co.hidalgo.tx.us>

Sent: Wednesday, January 11, 2023 2:51 PM

To: david@bstone.biz

Cc: Eduardo Belmarez <eduardo.belmarez@co.hidalgo.tx.us>; Hector Garcia <hector.garcia1@co.hidalgo.tx.us>

Subject: El Paraiso Probable Cost of Construction

Good afternoon David,

Could you please send us the most updated probable cost of construction for the El Paraiso project? We are trying to place it on court for approval and need the most up to date cost estimate.

Respectfully,



JASMIN A. CANTU

Contract Specialist III, Hidalgo County Purchasing Department

956-318-2626 ext. 4854 | jasmin.cantu@co.hidalgo.tx.us

2802 S. Business Highway 281, Edinburg, Texas 78539

**Hidalgo County El Paraiso
 Hidalgo, TEXAS
 1/12/2023**

ENGINEER'S OPINION OF PROBABLE CONSTRUCTION COST

		Quantity	Unit	Unit Cost	Cost
GENERAL IMPROVEMENTS					
1	Demolition	1	LS	\$ 50,000.00	\$ 50,000.00
2	Temporary Erosion and Sediment Control	1	LS	\$ 8,000.00	\$ 8,000.00
3	Traffic Control	1	LS	\$ 2,000.00	\$ 2,000.00
4	Construction Staking	1	LS	\$ 10,000.00	\$ 10,000.00
5	Earthwork & Excavation	1	LS	\$ 50,000.00	\$ 50,000.00
Sub-Total =					\$ 120,000.00

		Quantity	Unit	Unit Cost	Cost
PAVEMENT IMPROVEMENTS					
1	2-inch Hmac w/ Base and Subgrade	3,615	SY	\$ 60.00	\$ 216,900.00
2	Concrete Sidewalk & Dumpster Pad	1,295	SY	\$ 55.00	\$ 71,225.00
3	Concrete Curb and Gutter	2,072	LF	\$ 30.00	\$ 62,160.00
4	Concrete Wheel Stops	38	EA	\$ 400.00	\$ 15,200.00
5	Handicap Ramp	2	EA	\$ 2,500.00	\$ 5,000.00
6	Pavement Striping	1	LS	\$ 10,000.00	\$ 10,000.00
Sub-Total =					\$ 380,485.00

		Quantity	Unit	Unit Cost	Cost
STORM IMPROVEMENTS					
1	18-inch HP Storm	97	LF	\$ 50.00	\$ 4,850.00
2	18-inch RCP Class III	94	LF	\$ 75.00	\$ 7,050.00
3	18-inch RCP Class IV	245	LF	\$ 120.00	\$ 29,400.00
4	24-inch RCP Class IV	51	LF	\$ 140.00	\$ 7,140.00
5	18-inch Sloped End Treatment	1	EA	\$ 2,200.00	\$ 2,200.00
6	24-inch Sloped End Treatment	1	EA	\$ 2,500.00	\$ 2,500.00
7	24" Nyloplast Drain Basin	1	EA	\$ 1,000.00	\$ 1,000.00
8	PCU Combination Inlet	2	EA	\$ 6,500.00	\$ 13,000.00
9	Type 'CC' Grate Inlet	1	EA	\$ 6,500.00	\$ 6,500.00
10	Connect to Existing Inlet	1	EA	\$ 5,000.00	\$ 5,000.00
Sub-Total =					\$ 78,640.00

		Quantity	Unit	Unit Cost	Cost
UTILITY IMPROVEMENTS					
1	Connect to Existing 4" Water Line - 4" Tee (Cut In)	2	EA	\$ 4,000.00	\$ 8,000.00
2	4" PVC Water Line DR 18 C-900 w/ Fittings (Teas, Bends, Caps etc)	553	LF	\$ 55.00	\$ 30,415.00
3	4" Gate Valve w/ Box	2	EA	\$ 3,500.00	\$ 7,000.00
4	Fire Hydrant Assembly (Spool Piece as Required)	2	EA	\$ 8,500.00	\$ 17,000.00
5	Trench Protection	1,074	LF	\$ 12.00	\$ 12,889.80
6	2" Domestic Service	104	LF	\$ 15.00	\$ 1,562.25
7	6" Wastewater	417	LF	\$ 50.00	\$ 20,850.00
8	Septic Tanks	2	EA	\$ 4,000.00	\$ 8,000.00
9	Septic Leech Field	1	LS	\$ 10,000.00	\$ 10,000.00
Sub-Total =					\$ 115,717.05

Contingency (20%) =	\$	138,968.41
TOTAL =	\$	833,810.46

Note: This statement was prepared utilizing standard cost estimate practices. It is understood and agreed that this is an estimate only and that the Engineer shall not be held liable to the Owner or third party for any failure to accurately estimate the cost of the project or any part thereof.

PHASE 2



El Paraiso Project

SCHEMATIC DESIGN

Hidalgo County | Precinct 3

August 30, 2022



architecture + engineering

32 of 110

TABLE OF CONTENTS

- 01. PROGRAM OF SPACES
- 02. PROBABLE COST OF CONSTRUCTION
- 03. SPECIFICATIONS TABLE OF CONTENTS
- 04. SCHEMATIC DESIGN DRAWINGS



01. PROGRAM OF SPACES



Name / Type of Space		Qty	people	ASF	Total ASF	Comments
1.00 HEALTH CLINIC						
1.01	Reception	1	2	120	120	2 counter work areas. Admin assistant include covid check in, UV Lights through out.
1.02	Lobby	1	30	20	600	30 for health clinic & Indegent Care / 50 seats if shared with WIC
1.03	Clerk Manager	1	1	120	120	
1.04	RN Supervisor	1	1	120	120	
1.05	Clerk 1	1	1	120	120	
1.06	Clerk 2	1	1	120	120	
1.07	MA	1	1	120	120	Medical Assistant
1.08	RN	1	1	120	120	
1.09	CA	1	1	120	120	Social Worker Office/Transient office.
1.10	LVN 1	1	1	120	120	
1.11	LVN 2	1	1	120	120	
1.12	CSA	1	1	120	120	
1.13	Exam Rooms Central Office 1	1	1	120	120	
1.14	Exam Room 1	1	1	120	120	Needs acoustical capacity
1.15	Exam Room 2	1	1	120	120	Needs acoustical capacity
1.16	Exam Room 3	1	1	120	120	Needs acoustical capacity
1.17	Exam Rooms Central Office 2	1	1	120	120	For 1 PA, 1 NP, CA
1.18	Medical Records	1	1	120	120	5 Lateral files, 4 drawers each, 4 ft
1.19	Pharmacy Storage	1	1	120	120	Needs humidity control
1.20	Lab 1	1	1	96	96	Adjacent to Lab 2 with a sliding partition 8x12
1.21	Lab 2	1	1	96	96	Pass through window to restroom 1.19 8x12
1.22	Restroom next to Lab	1	1	64	64	6'x8'
1.23	Immunization room	1	1	200	200	Needs AC control for large refrigerator and freezer (could be in a room) 10x20, needs acoustical capacity
1.24	AutoClave	1	1	64	64	Sink & drain, power for equipment 20 apm, need to verify power
1.25	Bio Hazard	1	1	64	64	Needs exhaust, needs to be near exit for waste pick up
1.26	Break Room	1	12	28	336	For 12 people / 20 people if shared with WIC, might go in new construction building. Round tables, sink, fridge, microwave oven, provide exhaust.
1.27	Private Restroom	1	1	64	64	For Staff
1.28	Private Restroom	1	1	64	64	For Staff
1.29	Office Indigent Care	1	1	120	120	
1.30	Office Indigent Care	1	1	120	120	
1.31	Receptionist Indigent Care	1	1	120	120	Adjacent to the lobby



Program of Spaces
PCT 3 El Paraiso

1.32	Janitor's/Storage Closet	1	1	120	120	For cleaning supplies and floor mop.
1.33	Conference	1	20	30	600	For 20 people / 70" TV and computers / could be shared with WIC
1.34	General Storage	1		200	200	For supplies, equipment, etc.
1.35	IT Closet	1		120	120	12'x10' per meeting with Health Department on 3.2.22. Fire suppression, 30 amp outlet, 4 isolated circuits. Mr. Salinas for coordination. Access control for specific rooms, scheduling system, Natural gas generator HOLT to power the Immunization room at minimum.
	Subtotal Assignable sf		93		5,208	
	Department Grossing Factor		28%		1,458	Departmental Circulation
	Total Department				6,666	
	Building Grossing Factor		20%		1,333	Electrical room, Mech. Room
	Total Building Gross SF				7,999	



Program of Spaces
PCT 3 El Paraiso

Name / Type of Space		Qty	People	ASF	Total ASF	Comments
3.00 CRC						
3.01	Manager	1	1	144	144	
3.02	Coordinator	1	1	120	120	
3.03	Receptionist	1	1	120	120	Adjacent to Lobby
3.04	Security room/office	1	1	120	120	To have door to the exterior
3.05	Class Rooms 1	1	20	30	600	Hotel type spaces, with cabinetry, sink, mini fridge, microwave, coffee maker, etc. Projector display and screen.
3.06	Class Rooms 2	1	20	30	600	Hotel type spaces, with cabinetry, sink, mini fridge, microwave, coffee maker, etc. Projector display and screen.
3.07	Small Group Study 1	1	6	30	180	Smaller room for 4-6 people.
3.08	Small Group Study 2	1	6	30	180	Smaller room for 4-6 people.
3.09	Small Group Study 3	1	6	30	180	Smaller room for 4-6 people.
3.10	Small Group Study 4	1	6	30	180	Smaller room for 4-6 people.
3.11	Kitchen	1	1	352	352	16'W x 22' L Existing at El Paraiso Building
3.12	Pantry	1	1	80	80	8x10'
3.13	Furniture Storage 1	1		100	100	Chair cart 22"x8.3' for 34 chairs. 8'x9' storage for chairs (3) carts.
3.14	Furniture Storage 2	1		100	100	Chair cart 22"x8.3' for 34 chairs. 8'x9' storage for chairs (3) carts.
3.15	General Storage	1	1	120	120	for supplies, equipment, etc.
3.16	IT Room	1		120	120	10x12'
Subtotal Assignable sf			70		3,296	
Department Grossing Factor			28%		923	Departmental Circulation
Total Department					4,219	
Building Grossing Factor			25%		1,055	
Total Building Gross SF					5,274	
Program for PCC						
Department		Gross SF			Program for PCC	Notes:
Health Clinic		7,999	SF		7,999 SF	WIC program was included as part of Phase 1, project program planning. Due to budget, WIC program will not be included in the Probable Cost of Construction (PCC) of the Phase 1, Preliminary Design, and will not be part of the Phase 2, Design and Construction.
WIC		3,475	SF			
CRC		5,274	SF		5,274 SF	
Total		16,748	SF		13,273 SF	

02. PROBABLE COST OF CONSTRUCTION



DISCLAIMER

We wish to inform you that because of the uncertainty in the construction industry, resulting from the effects of the COVID-19 pandemic, ERO Architects cannot and does not warrant or represent that bids or negotiated prices will not vary from the Hidalgo County budget for the Cost of the Work (CW), or from any Probable Costs of Construction (PCC) of the CW, or evaluation, prepared or agreed to by ERO Architects. It is acknowledged that ERO Architects has no control over market conditions, in general nor those resulting from COVID-19 responses, that affect; the availability of either contractors, sub-contractors, suppliers or vendors, the cost of labor, materials, or equipment; the Contractor's methods of determining bid prices; or competitive bidding, or negotiating conditions.

For further clarification, Cost of the Work (CW), is defined as the total cost to Hidalgo County to construct all elements of the projects designed or specified by ERO Architects, and includes contractors' general conditions costs, overhead and profit. The CW also includes the reasonable value of labor, materials, and equipment, donated to, or otherwise furnished by Hidalgo County. The CW does not include the compensation of ERO Architects, the costs of the land, rights-of-way, financing, or contingencies for changes in the Work; or other costs that are the responsibility of Hidalgo County.



CLARIFICATIONS & EXCLUSIONS

1. This Probable Cost of Construction (PCC) report is based on the Schematic Design Phase.
2. PCC Report is based on Gross Area of the Building.
3. PCC Report is based on today's pricing available through RS Means (2022 Quarter 2) and local pricing from contractors, sub-contractors, suppliers and vendors.
4. PCC Report includes a 10% drop-off on all items unless otherwise noted.
5. It is the ERO's opinion that the anticipated (PCC) in this report should be escalated through 50% of the anticipated construction period once the construction schedule is determined. The (PCC) provided on this report does not include any escalation.
6. PCC Report includes the following contingencies:
 - a. Design Contingency of 10%.
 - b. Owner Contingency of 10%.
7. PCC report does not include fixtures, furniture and equipment (FFE) similar but not limited to:
 - a. Desks and chairs.
 - b. Computers.
8. PCC Report does not include any utility deposits or inspection fees.
9. PCC Report does not include any costs associated with inspections or specialty inspectors of any kind. Owner will provide all required inspections and certified inspectors required in association with permits provided by TCEQ, TPDES and all other governing agencies that may be applicable to this project.
10. PCC Report does not include the cost of relocation or moving expenses.
11. PCC Report does not include materials testing, which shall be paid for and provided by the Owner and will be coordinated with the Contractor.
12. PCC Report does not include hazardous material surveys, abatement, handling and/or removal of any of any environmentally hazardous material encountered, removal or replacement of any unsuitable subsurface materials during the course of the work.
13. The following detailed prices are derived from projects in the Rio Grande Valley, TX.
14. PCC Report excludes the following items:
 - a. Early Child Playground.
 - b. Landscape & Irrigation.
 - c. Walking Trails.
 - d. **Civil Sitework.** (Without a Geo-technical report, Civil & Site Design cost estimate number is based on 60% SD drawings. Reference general civil cost

PCC
HEALTH CLINIC & INDIGENT CARE

8,000 SF
\$3,231,957

As of September 2022

(See attached detailed report)



Line Number	Description	Quantity	Unit	Unit Cost	Sub-Total	Total
A. SUBSTRUCTURE		8,000	S.F.	\$26.23		\$209,808
Standard Foundation						
A10				\$15.50	\$123,970	
A10101100000	Mobilization and demobilization for dozer or front-end loader or sheepsfoot roller	2	Ea.	\$1,369.94	\$2,740	
A10101100001	Wall footings: earth formed including reinforcing	109	C.Y.	\$475.00	\$51,538	
A10102100001	Spread footings: earth formed	11	C.Y.	\$475.00	\$5,273	
A10301204480	Slab on grade, 6" thick, non industrial, reinforced	8,196	S.F.	\$7.86	\$64,421	
Basement Excavation						
A20				\$10.73	\$85,838	
A20101100001	Excavation: Clear,Grub, Haul	1,274	C.Y.	\$36.70	\$46,756	
A20101100101	Compacted structural select fill, 42" thick	1,486	C.Y.	\$26.30	\$39,082	
B. SHELL		8,000	S.F.	\$67.98		\$543,871
Superstructure						
B10				\$20.76	\$166,079	
B10201080101	Steel joists: K-series joists	4.51	Ton	\$7,500.00	\$33,825	
B10201080201	Roof deck: 1.5B22 roof deck	7.29	Ton	\$7,500.00	\$54,675	
B10201080301	Steel columns: HSS-shapes	1.03	Ton	\$7,500.00	\$7,725	
B10201080401	Steel beams: W-shapes	4.26	Ton	\$7,500.00	\$31,950	
B10201080501	Miscellaneous: 12% of Structural steel	2.05	Ton	\$7,500.00	\$15,375	
B10203100130	Canopy, freestanding (walkways), vinyl coated steel, 12' wide	240	S.F.	\$93.87	\$22,529	
Exterior Closure						
B20				\$22.49	\$179,920	
B2010001	Tilt-up concrete wall panels, 5-1/2" thick, sprayed moisture air barrier, 2" polyiso rigid board insulation	7,115	S.F.	\$18.78	\$133,620	
B20201045750	Windows, steel, picture window, insulated glass, 6' x 4'	15	Ea.	\$1,817.20	\$27,258	
B20301107150	Door, aluminum & glass, with transom, full vision, double door, hardware, 6'-0" x 10'-0" opening	1	Opng.	\$7,864.73	\$7,865	
B20302203950	Door, steel 18 gauge, hollow metal, 1 door with frame, "A" label, 3'-0" x 7'-0" opening	2	Opng.	\$3,438.72	\$6,877	
B20101461500	Exterior Soffit Metal Panel	100	S.F.	\$43.00	\$4,300	
Roofing						
B30				\$24.73	\$197,873	
B3010 301	Roofing, single ply membrane, PVC w/ elvaloy, 60 mils, fully adhered, 80 mils base sheet, cover board, R25 rigid insulation	8,000	S.F.	\$24.00	\$192,000	
B30106101300	Gutters, box, steel, galvanized, 26 ga thick, 6", mill finish	80	L.F.	\$10.19	\$815	
B30106200250	Downspout, aluminum, rectangular, 3" x 4", enameled, .024" thick	224	V.L.F.	\$6.91	\$1,548	

Line Number	Description	Quantity	Unit	Unit Cost	Sub-Total	Total
B30202100800	Roof hatch, with curb, 1" fiberglass insulation, 2'x6" x 8'-0", aluminum curb and cover, 260 lbs	1	Opng.	\$3,509.64	\$3,510	
C. INTERIORS				\$61.31		\$490,483
C10 Interior Construction				\$46.48	\$371,805	
C10101265060	Metal partition, 5/8" fire rated gypsum board face, no base, 3'-5/8" @ 16" OC framing, same opposite face, no insulation	32,008	S.F.	\$3.40	\$108,827	
C10101265080	Metal partition, 5/8" fire rated gypsum board face, no base layer, 3'-5/8" @ 2 16" OC framing, nothing opposite face, no insulation	5,325	S.F.	\$2.36	\$12,567	
C1020 00	Solid core, 3'x7' PLAM, w/ HM frame, butt welded and door hardware	22	Ea.	\$2,209.26	\$48,604	
C1020 001	Solid core, 3'x7' PLAM, w/ HM frame, butt welded and door hardware, lite and transom	12	Ea.	\$2,279.06	\$27,349	
C1020 002	Solid core, 3'x7' PLAM, w/ HM frame, butt welded and door hardware, lite only	14	Ea.	\$2,198.64	\$30,781	
C1030 001	Casework, base cabinet, solid surface counter, 4"	150	L.F.	\$748.38	\$112,257	
C1030 002	Casework, wall cabinet, 12" deep, 30" high	150	L.F.	\$209.47	\$31,421	
C30 Interior Finishes				\$14.83	\$118,678	
C30102300080	Painting, interior on plaster and drywall, brushwork, primer & 2 coats	23,355	S.F.	\$0.63	\$14,714	
C30204101580	Vinyl, composition tile, minimum	4,000	S.F.	\$1.49	\$5,960	
C30204101600	Vinyl, composition tile, maximum	4,000	S.F.	\$1.90	\$7,600	
C30204101720	Tile, ceramic natural clay	1,488	S.F.	\$5.58	\$8,303	
C30206000085	Resilient base, 1/8" rubber base, 4" H, straight or cove, std. colors	2,316	L.F.	\$2.98	\$6,902	
C30302105900	Acoustic ceilings, 5/8" fiberglass board, 24" x 24" tile, tee grid, suspended support	8,000	S.F.	\$9.40	\$75,200	
D. SERVICES				\$116.97		\$935,755
D20 Plumbing				\$21.94	\$175,500	
D2000 002	General plumbing systems based on MEP input	27	Ea.	\$6,500.00	\$175,500	
D30 HVAC				\$40.25	\$322,000	
D30 001 - 00	General mechanical systems based on MEP Engineering input	8,000	S.F.	\$40.25	\$322,000	
D40 Fire Protection				\$0.00	\$0	
D4010	Sprinklers					

Line Number	Description	Quantity	Unit	Unit Cost	Sub-Total	Total
D50	Electrical			\$54.78	\$438,255	
D50 001 - 00	General electrical systems based on MEP engineering input	8,000	S.F.	\$48.00	\$384,000	
D50902100440	Generator sets, w/battery, charger, muffler and transfer switch, gas/gasoline operated, 3 phase, 4 wire, 277/480 V, 125 kW	150	kW	\$361.70	\$54,255	
E.	EQUIPMENT & FURNISHINGS	8,000	S.F.	\$0.00		\$0
F.	SPECIAL CONSTRUCTION & DEMOLITION	8,000.00	S.F.	\$10.93		\$87,425
F10	Special Construction			\$10.93	\$87,425	
F1010005	Equitone fiber cement board w/ exposed fasteners	1,345	S.F.	\$65.00	\$87,425	
F20	Selective Building Demolition				\$0	
G.	BUILDING SITEWORK	8,000	S.F.	\$0.00		\$0
	LEVEL I - SYSTEMS SUB-TOTAL	8,000	S.F.	\$283.42		\$2,267,343
H.	CONTRACTOR FEES & CONTINGENCIES	8,000	S.F.	\$120.58		\$964,614
H10	Contractor Fees (in Series)			\$49.09	\$392,704	
	General Conditions & Bonds			12.00%	\$272,081	\$2,539,424
	Overhead & Profit			4.75%	\$120,623	\$2,660,047
H20	Contingencies (in Parallel) on "Fee" total above			\$71.49	\$571,910	
	Material Waste			5.50%	\$146,303	
	SD Package Design Contingency			8.00%	\$212,804	
	Owner Contingency			8.00%	\$212,804	
	TOTAL	8,000	S.F.	\$403.99		\$3,231,957

PCC
COMMUNITY RESOURCE CENTER (CRC)
5,300 SF
\$2,365,206

As of September 2022

(See attached detailed report)



Line Number	Description	Quantity	Unit	Unit Cost	Sub-Total	Total
A. SUBSTRUCTURE		5,300	S.F.	\$29.07		\$154,078
Standard Foundation						
A10				\$17.36	\$91,995	
A10101100000	Mobilization and demobilization for dozer or front-end loader or sheepsfoot roller	2	Ea.	\$1,369.94	\$2,740	
A10101100001	Wall footings: earth formed including reinforcing	93	C.Y.	\$475.00	\$43,938	
A10102100001	Spread footings: earth formed footings	5	C.Y.	\$475.00	\$2,347	
A10301204480	Slab on grade, 6" thick, non industrial, reinforced	5,467	S.F.	\$7.86	\$42,971	
Basement Excavation						
A20				\$11.71	\$62,084	
A20101100001	Excavation: Clear, Grub, Haul	921	C.Y.	\$36.70	\$33,811	
A20101100101	Compacted structural select fill, 42" thick	1,075	C.Y.	\$26.30	\$28,273	
B. SHELL		5,300	S.F.	\$106.62		\$565,071
Superstructure						
B10				\$46.48	\$246,352	
B10201080101	Steel joists: K-series joists	3.44	Ton	\$7,500.00	\$25,800	
B10201080201	Roof deck: 1.5B22 roof deck	4.87	Ton	\$7,500.00	\$36,525	
B10201080301	Steel columns: HSS-shapes	0.47	Ton	\$7,500.00	\$3,525	
B10201080401	Steel beams: W-shapes	1.77	Ton	\$7,500.00	\$13,275	
B10201080501	Miscellaneous: 12% of Structural steel	1.27	Ton	\$7,500.00	\$9,525	
B10203100130	Canopy, freestanding (walkways), vinyl coated steel, 12' wide	1,680	S.F.	\$93.87	\$157,702	
Exterior Closure						
B20				\$35.02	\$185,609	
B2010001	Tilt-up concrete wall panels, 5-1/2" thick, sprayed moisture air barrier, 2" polyiso rigid board insulation	6,071	S.F.	\$18.78	\$114,013	
B20201045750	Windows, steel, picture window, insulated glass, 6' x 3'	7	Ea.	\$1,508.12	\$10,557	
B20201045751	Windows, steel, picture window, insulated glass, 8' x 9'	4	Ea.	\$6,032.50	\$24,130	
B20301107150	Door, aluminum & glass, with transom, narrow stile, hardware, 3'-0" x 10'-0" opening	3	Ea.	\$4,092.51	\$12,278	
B20301107151	Door, aluminum & glass, with transom, full vision, double door, hardware, 6'-0" x 10'-0" opening	1	Opng.	\$7,864.73	\$7,865	
B20302203950	Door, steel 18 gauge, hollow metal, 1 door with frame, "A" label, 3'-0" x 7'-0" opening	3	Opng.	\$3,438.72	\$10,316	
B20101461500	Exterior Soffit Metal Panel	150	S.F.	\$43.00	\$6,450	
Roofing						
B30				\$25.12	\$133,111	
B3010 301	Roofing, single ply membrane, PVC w/ elvaloy, 60 mils, fully adhered, 80 mils base sheet, cover board, R25 rigid insulation	5,300	S.F.	\$24.00	\$127,200	

Line Number	Description	Quantity	Unit	Unit Cost	Sub-Total	Total
B30106101300	Gutters, box, steel, galvanized, 26 ga thick, 6", mill finish	100	L.F.	\$10.19	\$1,019	
B30106200250	Downspout, aluminum, rectangular, 3" x 4", enameled, .024" thick	200	V.L.F.	\$6.91	\$1,382	
B30202100800	Roof hatch, with curb, 1" fiberglass insulation, 2'x6" x 8'-0", aluminum curb and cover, 260 lbs	1	Opng.	\$3,509.64	\$3,510	
C. INTERIORS		5,300	S.F.	\$45.49		\$241,099
C10	Interior Construction			\$31.57	\$167,297	
C10101265060	Metal partition, 5/8" fire rated gypsum board face, no base, 3-5/8" @ 16" OC framing, same opposite face, no insulation	11,860	S.F.	\$3.40	\$40,324	
C10101265080	Metal partition, 5/8" fire rated gypsum board face, no base layer, 3-5/8" @ 2 16" OC framing, nothing opposite face, no insulation	4,672	S.F.	\$2.36	\$11,026	
C1020 00	Solid core, 3'x7' PLAM, w/ HM frame, butt welded and door hardware	5	Ea.	\$2,209.26	\$11,046	
C1020 001	Solid core, 3'x7' PLAM, w/ HM frame, butt welded and door hardware, lite and transom	4	Ea.	\$2,279.06	\$9,116	
C1020 002	Solid core, 3'x7' PLAM, w/ HM frame, butt welded and door hardware, lite only	0	Ea.	\$2,198.64	\$0	
C1030 001	Casework, base cabinet, solid surface counter, 4"	100	L.F.	\$748.38	\$74,838	
C1030 002	Casework, wall cabinet, 12" deep, 30" high	100	L.F.	\$209.47	\$20,947	
C30	Interior Finishes			\$13.92	\$73,802	
C30102300080	Painting, interior on plaster and drywall, brushwork, primer & 2 coats	9,759	S.F.	\$0.63	\$6,148	
C30204101580	Vinyl, composition tile, minimum	2,650	S.F.	\$1.49	\$3,949	
C30204101600	Vinyl, composition tile, maximum	2,650	S.F.	\$1.90	\$5,035	
C30204101720	Tile, ceramic natural clay	1,139	S.F.	\$5.58	\$6,356	
C30206000085	Resilient base, 1/8" rubber base, 4" H, straight or cove, std. colors	837	L.F.	\$2.98	\$2,494	
C30302105900	Acoustic ceilings, 5/8" fiberglass board, 24" x 24" tile, tee grid, suspended support	5,300	S.F.	\$9.40	\$49,820	
D. SERVICES		5300	S.F.	\$104.19		\$552,225
D20	Plumbing			\$15.94	\$84,500	
D2000 002	General plumbing systems based on MEP input	13	Ea.	\$6,500.00	\$84,500	
D30	HVAC			\$40.25	\$213,325	

Line Number	Description	Quantity	Unit	Unit Cost	Sub-Total	Total
D30 001 - 00	General mechanical systems based on MEP Engineering input	5,300	S.F.	\$40.25	\$213,325	
D40	Fire Protection			\$0.00	\$0	
D4010	Sprinklers					
D50	Electrical			\$48.00	\$254,400	
D50 001 - 00	General electrical systems based on MEP engineering input	5,300	S.F.	\$48.00	\$254,400	
E. EQUIPMENT & FURNISHINGS		5,300	S.F.	\$0.00		\$0
F. SPECIAL CONSTRUCTION & DEMOLITION		5,300.00	S.F.	\$17.72		\$93,925
F10	Special Construction			\$17.72	\$93,925	
F1010005	Equitone fiber cement board w/ exposed fasteners	1,445	S.F.	\$65.00	\$93,925	
G. BUILDING SITEWORK		5,300	S.F.	\$0.00		\$0
	LEVEL I - SYSTEMS SUB-TOTAL	5,300	S.F.	\$303.09		\$1,606,398
H. CONTRACTOR FEES & CONTINGENCIES		5,300	S.F.	\$143.17		\$758,808
H10	Contractor Fees (in Series)			\$52.50	\$278,228	
	General Conditions & Bonds			12.00%	\$192,768	\$1,799,166
	Overhead & Profit			4.75%	\$85,460	\$1,884,626
H20	Contingencies (in Parallel) on "Fee" total above			\$90.68	\$480,580	
	Material Waste			5.50%	\$103,654	
	SD Package Design Contingency			10.00%	\$188,463	
	Owner Contingency			10.00%	\$188,463	
	TOTAL	5,300	S.F.	\$446.27		\$2,365,206

PCC
Site Cost Estimate
By Halff Associates

\$616,942

As of September 2022

(See attached detailed report)



Hidalgo County El Paraiso
 Hidalgo, TEXAS
 8/26/2022

ENGINEER'S OPINION OF PROBABLE CONSTRUCTION COST

GENERAL IMPROVEMENTS		Quantity	Unit	Unit Cost	Cost
1	Demolition	1	LS	\$ 30,000.00	\$ 30,000.00
2	Temporary Erosion and Sediment Control	1	LS	\$ 8,000.00	\$ 8,000.00
3	Traffic Control	1	LS	\$ 2,000.00	\$ 2,000.00
4	Construction Staking	1	LS	\$ 10,000.00	\$ 10,000.00
Sub-Total =					\$ 50,000.00

UTILITY IMPROVEMENTS		Quantity	Unit	Unit Cost	Cost
1	Connect to Existing 4" Water Line - 4" Tee (Cut In)	2	EA	\$ 4,000.00	\$ 8,000.00
2	4" PVC Water Line DR 18 C-900 w/ Fittings (Teas, Bends, Caps etc)	553	LF	\$ 80.00	\$ 44,240.00
3	4" Gate Valve w/ Box	2	EA	\$ 3,500.00	\$ 7,000.00
4	Fire Hydrant Assembly (Spool Piece as Required)	2	EA	\$ 8,500.00	\$ 17,000.00
5	Trench Protection	553	LF	\$ 12.00	\$ 6,636.00
6	2" Domestic Service	104	LF	\$ 15.00	\$ 1,562.25
7	6" Wastewater		LF	\$ 50.00	\$ -
8	Septic Tanks	2	EA	\$ -	\$ -
9	Septic Leech Field	1	LS	\$ -	\$ -
Sub-Total =					\$ 84,438.25

PAVEMENT IMPROVEMENTS		Quantity	Unit	Unit Cost	Cost
1	2-inch Hmac w/ Base and Subgrade	3,622	SY	\$ 30.00	\$ 108,660.00
2	Concrete Sidewalk	2,000	SY	\$ 60.00	\$ 120,000.00
3	Concrete Curb and Gutter	2,146	LF	\$ 40.00	\$ 85,840.00
4	Concrete Wheel Stops	38	EA	\$ 400.00	\$ 15,200.00
5	Handicap Ramp	2	EA	\$ 2,500.00	\$ 5,000.00
Sub-Total =					\$ 334,700.00

STORM IMPROVEMENTS		Quantity	Unit	Unit Cost	Cost
1	18-inch RCP Class III	94	LF	\$ 50.00	\$ 4,700.00
2	18-inch RCP Class IV	245	LF	\$ 60.00	\$ 14,700.00
3	24-inch RCP Class IV	51	LF	\$ 80.00	\$ 4,080.00
4	24-inch Sloped End Treatment	1	EA	\$ 2,500.00	\$ 2,500.00
5	PCU Combination Inlet	2	EA	\$ 6,500.00	\$ 13,000.00
6	Type 'CC' Grate Inlet	1	EA	\$ 6,000.00	\$ 6,000.00
Sub-Total =					\$ 44,980.00

Contingency (20%) =	\$ 102,823.65
TOTAL=	\$ 616,941.90

Note: This statement was prepared utilizing standard cost estimate practices. It is understood and agreed that this is an estimate only and that the Engineer shall not be held liable to the Owner or third party for any failure to accurately estimate the cost of the project or any part thereof.

03. SPECIFICATIONS TABLE OF CONTENTS



DOCUMENT 00 01 10
PROPOSED TABLE OF CONTENTS

DIVISION 00 - PROCUREMENT AND CONTRACTING REQUIREMENTS

00 01 10 TABLE OF CONTENTS
00 31 32 GEOTECHNICAL DATA

BALANCE OF DOCUMENTS AND FORMS BY OWNER

DIVISION 01 - GENERAL REQUIREMENTS

01 10.00 SUMMARY
01 21.00 ALLOWANCES
01 22.00 UNIT PRICES
01 23.00 ALTERNATES
01 25.00 SUBSTITUTION PROCEDURES
01 26.00 CONTRACT MODIFICATION PROCEDURES
01 29.00 PAYMENT PROCEDURES
01 31.00 PROJECT MANAGEMENT AND COORDINATION
01 32.00 CONSTRUCTION PROGRESS DOCUMENTATION
01 40 00 QUALITY REQUIREMENTS
01 42 00 REFERENCES
01 43 39 MOCKUPS
01 50 00 TEMPORARY FACILITIES AND CONTROLS
01 60 00 PRODUCT REQUIREMENTS
01 73 00 EXECUTION
01 7 700 CLOSEOUT PROCEDURES
01 78 23 OPERATION AND MAINTENANCE DATA
01 78 39 PROJECT RECORD DOCUMENTS
01 79 00 DEMONSTRATION AND TRAINING

DIVISION 02 - EXISTING CONDITIONS

02 41 00 DEMOLITION

DIVISION 03 – CONCRETE

03 30 00 CAST-IN-PLACE CONCRETE
03 47 13 TILT-UP CONCRETE
03 48 16 PRECAST CONCRETE SPLASH BLOCKS
03 52 16 LIGHTWEIGHT INSULATING CONCRETE

DIVISION 04 – MASONRY

04 20 00 UNIT MASONRY

DIVISION 05 – METALS

05 12 00 STRUCTURAL STEEL FRAMING
05 21 00 STEEL JOIST FRAMING
05 31 00 STEEL DECKING

- 05 40 00 COLD-FORMED METAL FRAMING
- 05 50 00 METAL FABRICATIONS
- 05 52 13 PIPE AND TUBE RAILINGS

DIVISION 06 - WOOD, PLASTICS, AND COMPOSITES

- 06 10 53 MISCELLANEOUS ROUGH CARPENTRY
- 06 16 00 SHEATHING
- 06 41 16 PLASTIC-LAMINATE-FACED ARCHITECTURAL CABINETS
- 06 64 00 PLASTIC PANELING

DIVISION 07 - THERMAL AND MOISTURE PROTECTION

- 07 21 00 THERMAL INSULATION
- 07 26 16 UNDER-SLAB VAPOR RETARDER
- 07 42 13.13 FORMED METAL WALL PANELS
- 07 54 23 THERMOPLASTIC POLYOLEFIN (TPO) ROOFING
- 07 65 00 FLEXIBLE FLASHING
- 07 72 00 ROOF ACCESSORIES
- 07 84 13 PENETRATION FIRESTOPPING
- 07 84 46 FIRE-RESISTIVE JOINT SYSTEMS
- 07 91 00 PREFORMED JOINT SEALS
- 07 92 00 JOINT SEALANTS
- 07 92 19 ACOUSTICAL JOINT SEALANTS

DIVISION 08 – OPENINGS

- 08 11 13 HOLLOW METAL DOORS AND FRAMES
- 08 14 16 FLUSH WOOD DOORS
- 08 31 13 ACCESS DOORS AND FRAMES
- 08 41 13 ALUMINUM-FRAMED ENTRANCES AND STOREFRONTS
- 08 71 00 DOOR HARDWARE
- 08 80 00 GLAZING
- 08 91 19 FIXED LOUVERS

DIVISION 09 – FINISHES

- 09 22 16 NON-STRUCTURAL METAL FRAMING
- 09 29 00 GYPSUM BOARD
- 09 30 13 CERAMIC TILING
- 09 51 13 ACOUSTICAL PANEL CEILINGS
- 09 65 13 RESILIENT BASE AND ACCESSORIES
- 09 68 13 TILE CARPETING
- 09 91 13 EXTERIOR PAINTING
- 09 91 23 INTERIOR PAINTING

DIVISION 10 – SPECIALTIES

- 10 14 16 PLAQUES
- 10 14 19 DIMENSIONAL LETTER SIGNAGE
- 10 14 23 PANEL SIGNAGE
- 10 28 00 TOILET, BATH, AND LAUNDRY ACCESSORIES
- 10 43 13 DEFIBRILLATOR CABINETS
- 10 44 13 FIRE EXTINGUISHER CABINETS
- 10 44 16 FIRE EXTINGUISHERS
- 10 73 00 PROTECTIVE COVERS
- 10 75 16 GROUND-SET FLAGPOLES

DIVISION 11 –EQUIPMENT

11 31 00 RESIDENTIAL APPLIANCES

DIVISION 12 –FURNISHINGS

11 21 13 HORIZONTAL LOUVER BLINDS
12 36 23.13 PLASTIC-LAMINATE-CLAD COUNTERTOPS
12 36 61.19 QUARTZ AGGLOMERATE COUNTERTOPS

DIVISION 13 - SPECIAL CONSTRUCTION

DIVISION 14 - CONVEYING EQUIPMENT

DIVISION 21 - FIRE SUPPRESSION

DIVISION 22 - PLUMBING

DIVISION 23 - HEATING VENTILATING AND AIR CONDITIONING

DIVISION 26 - ELECTRICAL

DIVISION 27 - COMMUNICATIONS

DIVISION 28 - ELECTRONIC SAFETY AND SECURITY

DIVISION 31 –EARTHWORK

DIVISION 32 - EXTERIOR IMPROVEMENTS

DIVISION 33 –UTILITIES

END OF DOCUMENT

04. SCHEMATIC DESIGN DRAWINGS



LIFE SAFETY GENERAL NOTES

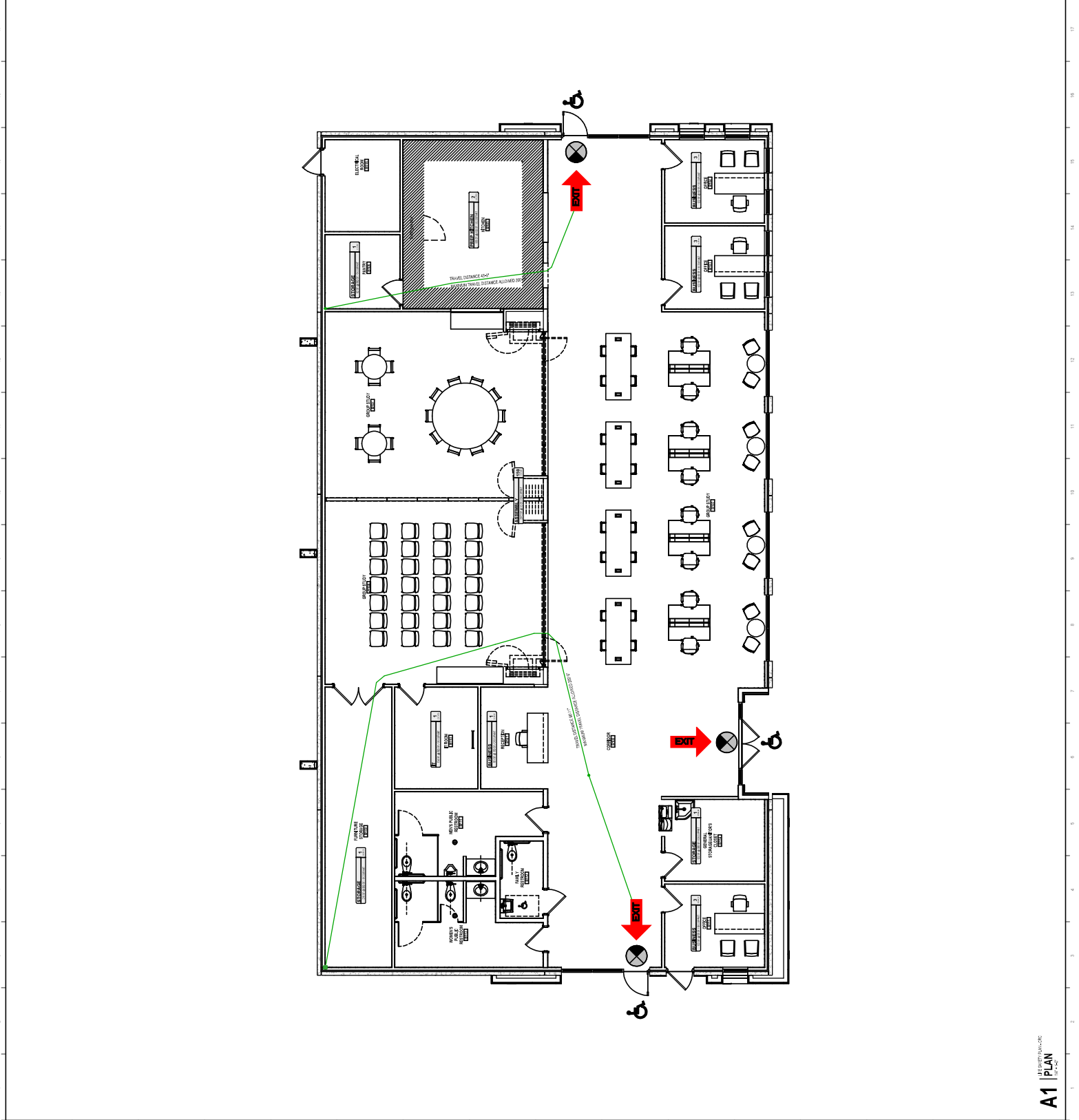
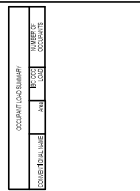
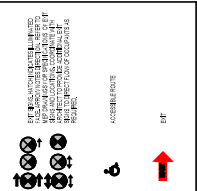
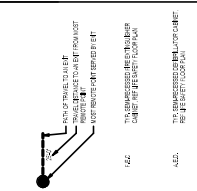

1. ALL ROOMS SHALL BE PROVIDED WITH EXITS AS SHOWN ON THIS PLAN.
2. ALL EXITS SHALL BE UNOBSTRUCTED AT ALL TIMES.
3. ALL EXITS SHALL BE MARKED WITH EXIT SIGNS AS SHOWN ON THIS PLAN.
4. ALL EXITS SHALL BE MARKED WITH EXIT SIGNS AS SHOWN ON THIS PLAN.
5. ALL EXITS SHALL BE MARKED WITH EXIT SIGNS AS SHOWN ON THIS PLAN.
6. ALL EXITS SHALL BE MARKED WITH EXIT SIGNS AS SHOWN ON THIS PLAN.
7. ALL EXITS SHALL BE MARKED WITH EXIT SIGNS AS SHOWN ON THIS PLAN.
8. ALL EXITS SHALL BE MARKED WITH EXIT SIGNS AS SHOWN ON THIS PLAN.
9. ALL EXITS SHALL BE MARKED WITH EXIT SIGNS AS SHOWN ON THIS PLAN.
10. ALL EXITS SHALL BE MARKED WITH EXIT SIGNS AS SHOWN ON THIS PLAN.
11. ALL EXITS SHALL BE MARKED WITH EXIT SIGNS AS SHOWN ON THIS PLAN.
12. ALL EXITS SHALL BE MARKED WITH EXIT SIGNS AS SHOWN ON THIS PLAN.
13. ALL EXITS SHALL BE MARKED WITH EXIT SIGNS AS SHOWN ON THIS PLAN.
14. ALL EXITS SHALL BE MARKED WITH EXIT SIGNS AS SHOWN ON THIS PLAN.
15. ALL EXITS SHALL BE MARKED WITH EXIT SIGNS AS SHOWN ON THIS PLAN.
16. ALL EXITS SHALL BE MARKED WITH EXIT SIGNS AS SHOWN ON THIS PLAN.
17. ALL EXITS SHALL BE MARKED WITH EXIT SIGNS AS SHOWN ON THIS PLAN.
18. ALL EXITS SHALL BE MARKED WITH EXIT SIGNS AS SHOWN ON THIS PLAN.
19. ALL EXITS SHALL BE MARKED WITH EXIT SIGNS AS SHOWN ON THIS PLAN.
20. ALL EXITS SHALL BE MARKED WITH EXIT SIGNS AS SHOWN ON THIS PLAN.

EGRESS CODE LEGEND

ROOM NAME: _____

ROOM USE OCCUPANCY: _____

AREA	ROOM NAME	ROOM NUMBER	ROOM USE OCCUPANCY	ROOM AREA (SQ. FT.)	ROOM PERIMETER (LINE)
1	RECEPTION	101	OFFICE	100	101
2	OFFICE	102	OFFICE	200	102
3	CONFERENCE	103	OFFICE	300	103
4	MEETING	104	OFFICE	400	104
5	RESTROOM	105	OFFICE	500	105
6	STORAGE	106	OFFICE	600	106
7	RECEPTION	107	OFFICE	700	107
8	OFFICE	108	OFFICE	800	108
9	CONFERENCE	109	OFFICE	900	109
10	MEETING	110	OFFICE	1000	110
11	RESTROOM	111	OFFICE	1100	111
12	STORAGE	112	OFFICE	1200	112
13	RECEPTION	113	OFFICE	1300	113
14	OFFICE	114	OFFICE	1400	114
15	CONFERENCE	115	OFFICE	1500	115
16	MEETING	116	OFFICE	1600	116
17	RESTROOM	117	OFFICE	1700	117
18	STORAGE	118	OFFICE	1800	118
19	RECEPTION	119	OFFICE	1900	119
20	OFFICE	120	OFFICE	2000	120



LIFE SAFETY GENERAL NOTES

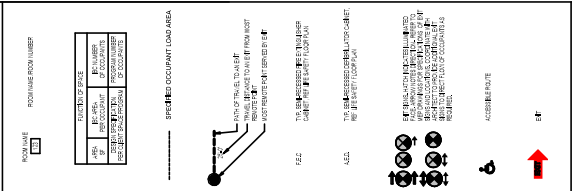
1. THIS PLAN IS TO BE USED IN CONJUNCTION WITH THE ARCHITECTURAL AND MECHANICAL PLANS.
2. ALL ROOMS SHALL BE PROVIDED WITH SMOKE DETECTORS AND SPRINKLER HEADS AS SHOWN ON THE ARCHITECTURAL PLANS.
3. ALL ROOMS SHALL BE PROVIDED WITH EXITS AS SHOWN ON THIS PLAN.
4. ALL EXITS SHALL BE UNOBSTRUCTED AND CLEAR OF ALL OBSTRUCTIONS.
5. ALL EXITS SHALL BE PROVIDED WITH EXIT SIGNS AS SHOWN ON THIS PLAN.
6. ALL EXITS SHALL BE PROVIDED WITH EXIT LIGHTS AS SHOWN ON THIS PLAN.
7. ALL EXITS SHALL BE PROVIDED WITH EXIT DOORS AS SHOWN ON THIS PLAN.
8. ALL EXITS SHALL BE PROVIDED WITH EXIT HANDLES AS SHOWN ON THIS PLAN.
9. ALL EXITS SHALL BE PROVIDED WITH EXIT LOCKS AS SHOWN ON THIS PLAN.
10. ALL EXITS SHALL BE PROVIDED WITH EXIT ALARMS AS SHOWN ON THIS PLAN.
11. ALL EXITS SHALL BE PROVIDED WITH EXIT SMOKE DETECTORS AS SHOWN ON THIS PLAN.
12. ALL EXITS SHALL BE PROVIDED WITH EXIT SPRINKLER HEADS AS SHOWN ON THIS PLAN.
13. ALL EXITS SHALL BE PROVIDED WITH EXIT STROBE LIGHTS AS SHOWN ON THIS PLAN.
14. ALL EXITS SHALL BE PROVIDED WITH EXIT MEGAPHONES AS SHOWN ON THIS PLAN.
15. ALL EXITS SHALL BE PROVIDED WITH EXIT EMERGENCY LIGHTS AS SHOWN ON THIS PLAN.
16. ALL EXITS SHALL BE PROVIDED WITH EXIT EMERGENCY ALARMS AS SHOWN ON THIS PLAN.
17. ALL EXITS SHALL BE PROVIDED WITH EXIT EMERGENCY STOP BUTTONS AS SHOWN ON THIS PLAN.
18. ALL EXITS SHALL BE PROVIDED WITH EXIT EMERGENCY CALL STATIONS AS SHOWN ON THIS PLAN.
19. ALL EXITS SHALL BE PROVIDED WITH EXIT EMERGENCY INTERCOMS AS SHOWN ON THIS PLAN.
20. ALL EXITS SHALL BE PROVIDED WITH EXIT EMERGENCY BELL RINGS AS SHOWN ON THIS PLAN.

EGRESS CODE LEGEND

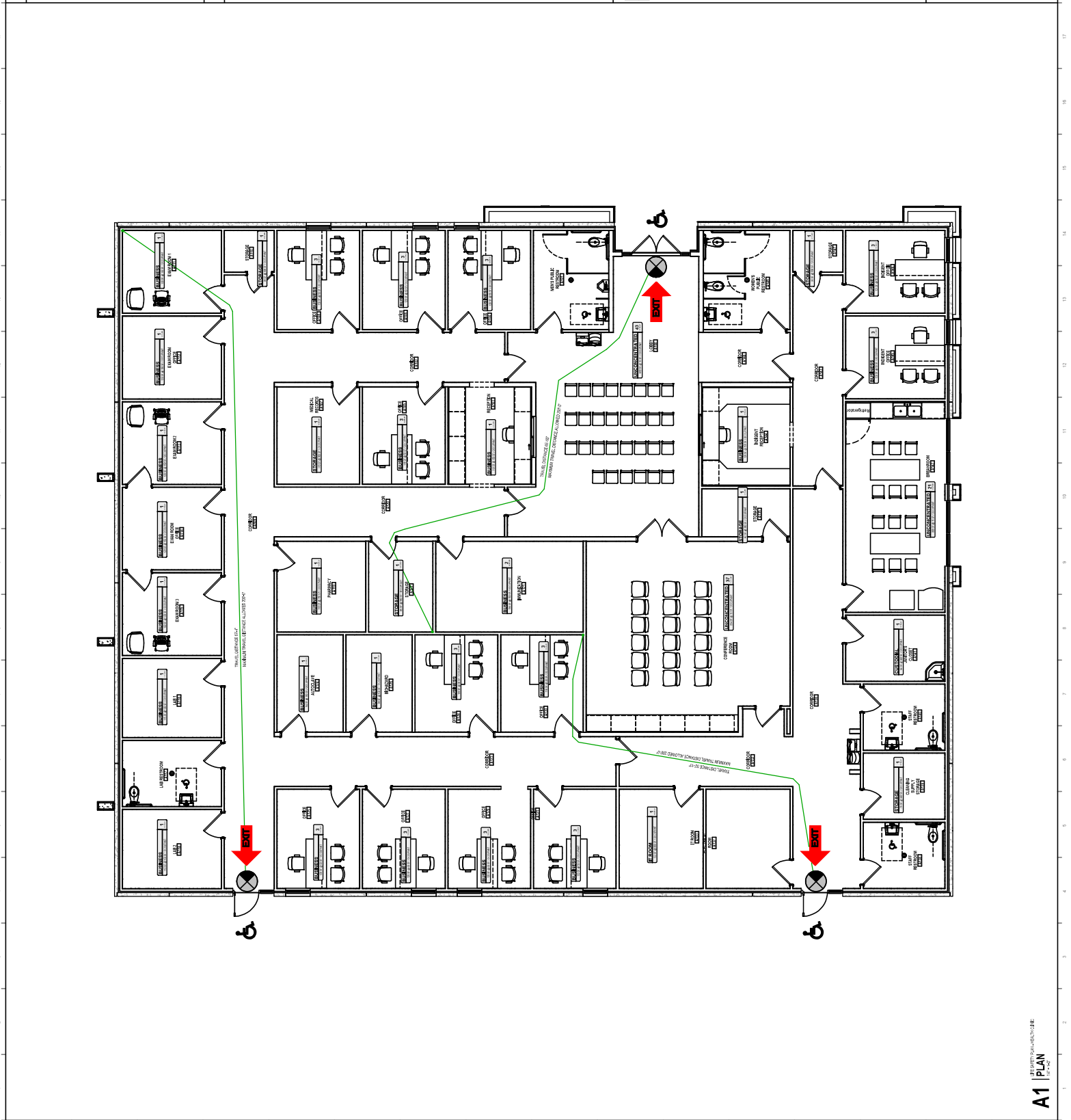
ROOM NAME: [] ROOM NUMBER: []

EGRESS CODE: []

EGRESS CODE DESCRIPTION: []



ROOM NAME	ROOM NUMBER	EGRESS CODE	EGRESS CODE DESCRIPTION
RECEPTION	101	101	RECEPTION
WAITING AREA	102	102	WAITING AREA
EXAMINATION ROOM	103	103	EXAMINATION ROOM
CONFERENCE ROOM	104	104	CONFERENCE ROOM
OFFICE	105	105	OFFICE
RESTROOM	106	106	RESTROOM
STORAGE	107	107	STORAGE
MECHANICAL	108	108	MECHANICAL
UTILITY	109	109	UTILITY
LABORATORY	110	110	LABORATORY
PHARMACY	111	111	PHARMACY
RECEPTION	112	112	RECEPTION
WAITING AREA	113	113	WAITING AREA
EXAMINATION ROOM	114	114	EXAMINATION ROOM
CONFERENCE ROOM	115	115	CONFERENCE ROOM
OFFICE	116	116	OFFICE
RESTROOM	117	117	RESTROOM
STORAGE	118	118	STORAGE
MECHANICAL	119	119	MECHANICAL
UTILITY	120	120	UTILITY



PRELIMINARY
 FOR INTERFERE ONLY
 THIS DRAWING IS FOR PRELIMINARY
 PURPOSES ONLY. IT IS NOT TO BE
 USED FOR CONSTRUCTION.
 ANY WORK SHOWN ON THIS
 DRAWING IS TO BE VERIFIED BY THE
 USER. THE USER SHALL BE RESPONSIBLE
 FOR OBTAINING ALL NECESSARY
 PERMITS AND APPROVALS FROM THE
 APPROPRIATE AGENCIES.

HALFF
 1901 N. LOS EBANOS RD., ALTON, TX 78873
 TEL: 512.281.1100
 FAX: 512.281.1101
 WWW.HALFF.COM

HIDALGO COUNTY EL PARAISO PROJECT

1901 N. LOS EBANOS RD., ALTON, TX 78873
 HIDALGO COUNTY

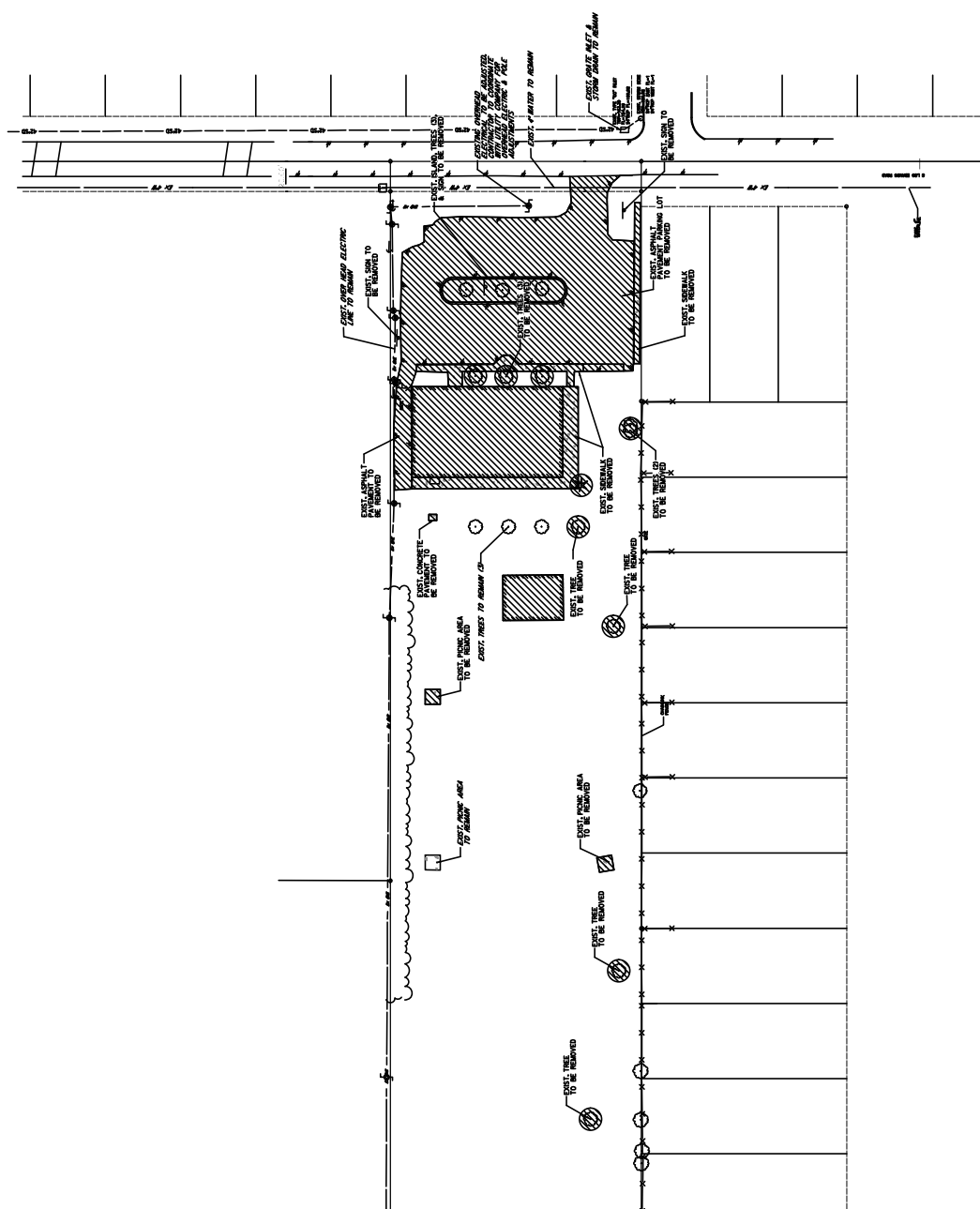
DATE: 01/15/2024
 DRAWN BY: J. GARCIA
 CHECKED BY: J. GARCIA
 PROJECT NO: 24000001

Scale: 1" = 40'
 Date: 01/15/2024
 Project: HIDALGO COUNTY EL PARAISO PROJECT



LEGEND

PROPOSED	EXISTING
INLET	INLET
GATE VALVE	GATE VALVE
MANHOLE	MANHOLE
WATER METER	WATER METER
WATER VALVE	WATER VALVE
WATER CLEAN OUT	WATER CLEAN OUT
WATER METER CLEAN OUT	WATER METER CLEAN OUT
ELECTRIC BOX	ELECTRIC BOX
POWER POLE	POWER POLE
TELEPHONE POLE	TELEPHONE POLE
TS 4"	TS 4"
TS 6"	TS 6"
TS 8"	TS 8"
TS 12"	TS 12"
TS 18"	TS 18"
TS 24"	TS 24"
TS 30"	TS 30"
TS 36"	TS 36"
TS 42"	TS 42"
TS 48"	TS 48"
TS 54"	TS 54"
TS 60"	TS 60"
TS 66"	TS 66"
TS 72"	TS 72"
TS 78"	TS 78"
TS 84"	TS 84"
TS 90"	TS 90"
TS 96"	TS 96"
TS 102"	TS 102"
TS 108"	TS 108"
TS 114"	TS 114"
TS 120"	TS 120"
TS 126"	TS 126"
TS 132"	TS 132"
TS 138"	TS 138"
TS 144"	TS 144"
TS 150"	TS 150"
TS 156"	TS 156"
TS 162"	TS 162"
TS 168"	TS 168"
TS 174"	TS 174"
TS 180"	TS 180"
TS 186"	TS 186"
TS 192"	TS 192"
TS 198"	TS 198"
TS 204"	TS 204"
TS 210"	TS 210"
TS 216"	TS 216"
TS 222"	TS 222"
TS 228"	TS 228"
TS 234"	TS 234"
TS 240"	TS 240"
TS 246"	TS 246"
TS 252"	TS 252"
TS 258"	TS 258"
TS 264"	TS 264"
TS 270"	TS 270"
TS 276"	TS 276"
TS 282"	TS 282"
TS 288"	TS 288"
TS 294"	TS 294"
TS 300"	TS 300"
TS 306"	TS 306"
TS 312"	TS 312"
TS 318"	TS 318"
TS 324"	TS 324"
TS 330"	TS 330"
TS 336"	TS 336"
TS 342"	TS 342"
TS 348"	TS 348"
TS 354"	TS 354"
TS 360"	TS 360"
TS 366"	TS 366"
TS 372"	TS 372"
TS 378"	TS 378"
TS 384"	TS 384"
TS 390"	TS 390"
TS 396"	TS 396"
TS 402"	TS 402"
TS 408"	TS 408"
TS 414"	TS 414"
TS 420"	TS 420"
TS 426"	TS 426"
TS 432"	TS 432"
TS 438"	TS 438"
TS 444"	TS 444"
TS 450"	TS 450"
TS 456"	TS 456"
TS 462"	TS 462"
TS 468"	TS 468"
TS 474"	TS 474"
TS 480"	TS 480"
TS 486"	TS 486"
TS 492"	TS 492"
TS 498"	TS 498"
TS 504"	TS 504"
TS 510"	TS 510"
TS 516"	TS 516"
TS 522"	TS 522"
TS 528"	TS 528"
TS 534"	TS 534"
TS 540"	TS 540"
TS 546"	TS 546"
TS 552"	TS 552"
TS 558"	TS 558"
TS 564"	TS 564"
TS 570"	TS 570"
TS 576"	TS 576"
TS 582"	TS 582"
TS 588"	TS 588"
TS 594"	TS 594"
TS 600"	TS 600"
TS 606"	TS 606"
TS 612"	TS 612"
TS 618"	TS 618"
TS 624"	TS 624"
TS 630"	TS 630"
TS 636"	TS 636"
TS 642"	TS 642"
TS 648"	TS 648"
TS 654"	TS 654"
TS 660"	TS 660"
TS 666"	TS 666"
TS 672"	TS 672"
TS 678"	TS 678"
TS 684"	TS 684"
TS 690"	TS 690"
TS 696"	TS 696"
TS 702"	TS 702"
TS 708"	TS 708"
TS 714"	TS 714"
TS 720"	TS 720"
TS 726"	TS 726"
TS 732"	TS 732"
TS 738"	TS 738"
TS 744"	TS 744"
TS 750"	TS 750"
TS 756"	TS 756"
TS 762"	TS 762"
TS 768"	TS 768"
TS 774"	TS 774"
TS 780"	TS 780"
TS 786"	TS 786"
TS 792"	TS 792"
TS 798"	TS 798"
TS 804"	TS 804"
TS 810"	TS 810"
TS 816"	TS 816"
TS 822"	TS 822"
TS 828"	TS 828"
TS 834"	TS 834"
TS 840"	TS 840"
TS 846"	TS 846"
TS 852"	TS 852"
TS 858"	TS 858"
TS 864"	TS 864"
TS 870"	TS 870"
TS 876"	TS 876"
TS 882"	TS 882"
TS 888"	TS 888"
TS 894"	TS 894"
TS 900"	TS 900"
TS 906"	TS 906"
TS 912"	TS 912"
TS 918"	TS 918"
TS 924"	TS 924"
TS 930"	TS 930"
TS 936"	TS 936"
TS 942"	TS 942"
TS 948"	TS 948"
TS 954"	TS 954"
TS 960"	TS 960"
TS 966"	TS 966"
TS 972"	TS 972"
TS 978"	TS 978"
TS 984"	TS 984"
TS 990"	TS 990"
TS 996"	TS 996"
TS 1002"	TS 1002"
TS 1008"	TS 1008"
TS 1014"	TS 1014"
TS 1020"	TS 1020"
TS 1026"	TS 1026"
TS 1032"	TS 1032"
TS 1038"	TS 1038"
TS 1044"	TS 1044"
TS 1050"	TS 1050"
TS 1056"	TS 1056"
TS 1062"	TS 1062"
TS 1068"	TS 1068"
TS 1074"	TS 1074"
TS 1080"	TS 1080"
TS 1086"	TS 1086"
TS 1092"	TS 1092"
TS 1098"	TS 1098"
TS 1104"	TS 1104"
TS 1110"	TS 1110"
TS 1116"	TS 1116"
TS 1122"	TS 1122"
TS 1128"	TS 1128"
TS 1134"	TS 1134"
TS 1140"	TS 1140"
TS 1146"	TS 1146"
TS 1152"	TS 1152"
TS 1158"	TS 1158"
TS 1164"	TS 1164"
TS 1170"	TS 1170"
TS 1176"	TS 1176"
TS 1182"	TS 1182"
TS 1188"	TS 1188"
TS 1194"	TS 1194"
TS 1200"	TS 1200"



DATE: 01/15/2024	PROJECT: HIDALGO COUNTY EL PARAISO PROJECT
DRAWN BY: J. GARCIA	CHECKED BY: J. GARCIA
SCALE: 1" = 40'	DATE: 01/15/2024



**Know what's below.
 Call before you dig.**
 The information on this drawing was prepared by HALFF & Associates, Inc. based on data provided by the user. HALFF & Associates, Inc. is not responsible for the accuracy or completeness of the information provided. The user shall be responsible for obtaining all necessary permits and approvals from the appropriate agencies.



PRELIMINARY

FOR REVIEW ONLY
 THIS DOCUMENT IS NOT TO BE
 REPRODUCED OR TRANSMITTED IN ANY
 FORM OR BY ANY MEANS, ELECTRONIC OR
 MECHANICAL, INCLUDING PHOTOCOPYING,
 RECORDING, OR BY ANY INFORMATION
 STORAGE AND RETRIEVAL SYSTEM, WITHOUT
 THE EXPRESS WRITTEN PERMISSION OF
 HALFF & ASSOCIATES, L.P.
 10/20/2022

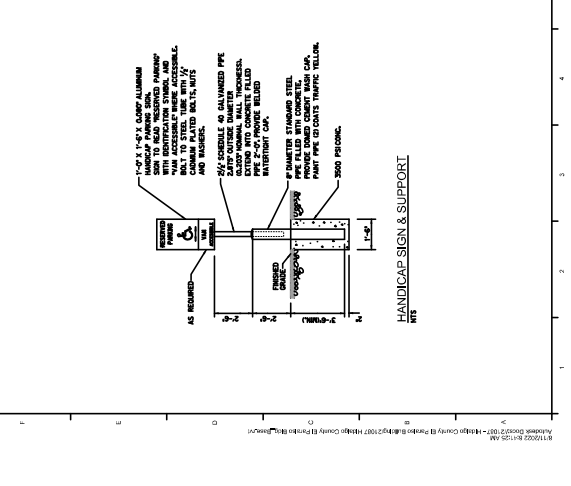


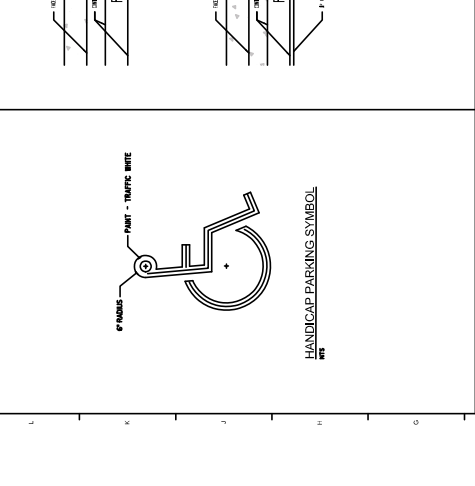
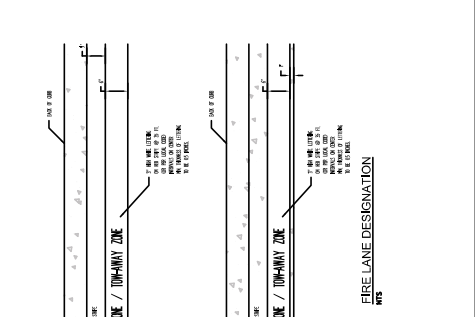
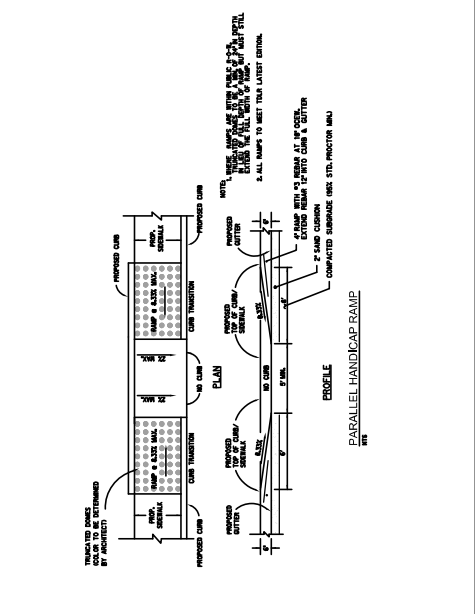
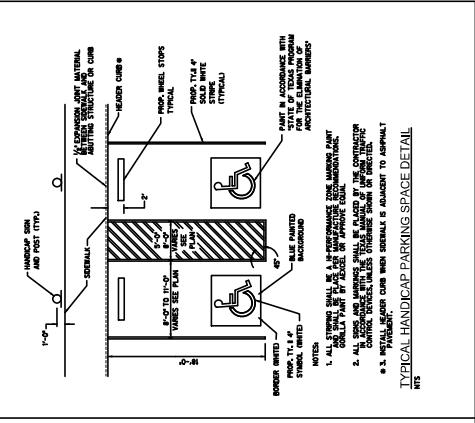
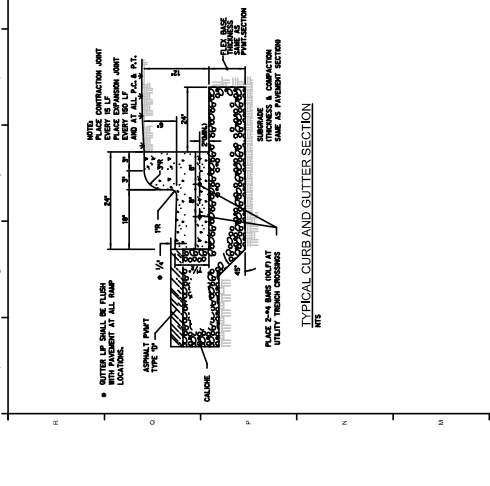
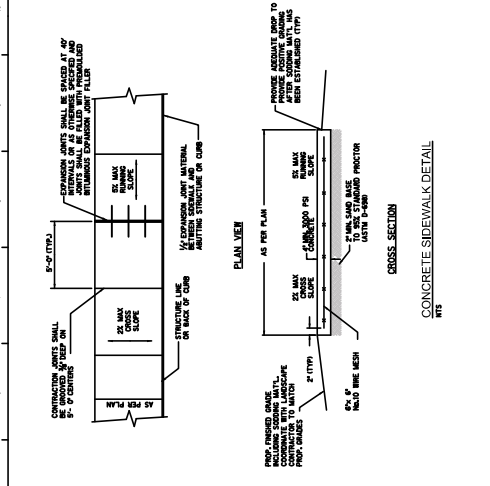
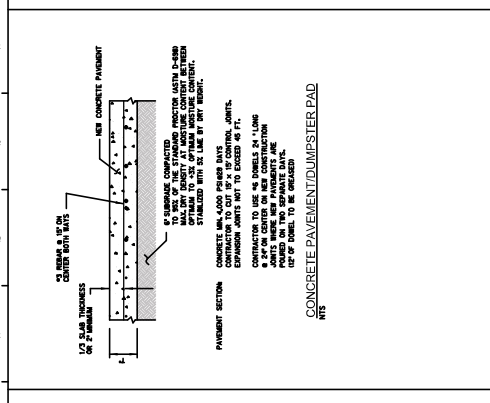
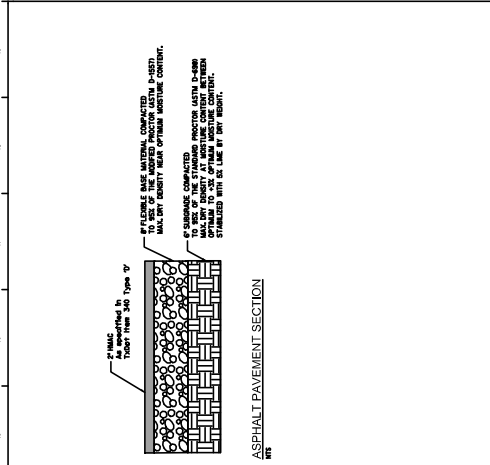
HALFF & ASSOCIATES, L.P.
 1901 N. LOS AMAMOS RD., ATON, TX 78737
 TEL: 512.454.1500
 FAX: 512.454.1501
 www.halfff.com

**HIDALGO COUNTY EL PARAISO
 PROJECT**

DATE:	10/20/2022
PROJECT:	HIDALGO COUNTY EL PARAISO
OWNER:	HIDALGO COUNTY
DESIGNER:	HALFF & ASSOCIATES, L.P.
SCALE:	AS SHOWN
PROJECT NO.:	2022-001
PROJECT NAME:	HIDALGO COUNTY EL PARAISO
PROJECT LOCATION:	1901 N. LOS AMAMOS RD., ATON, TX 78737
PROJECT STATUS:	PRELIMINARY
PROJECT PHASE:	CONCEPTUAL DESIGN
PROJECT NO.:	2022-001
PROJECT NAME:	HIDALGO COUNTY EL PARAISO
PROJECT LOCATION:	1901 N. LOS AMAMOS RD., ATON, TX 78737
PROJECT STATUS:	PRELIMINARY
PROJECT PHASE:	CONCEPTUAL DESIGN



CONCEPTUAL DESIGN
C7.00
 PARALLEL HANDICAP PARKING

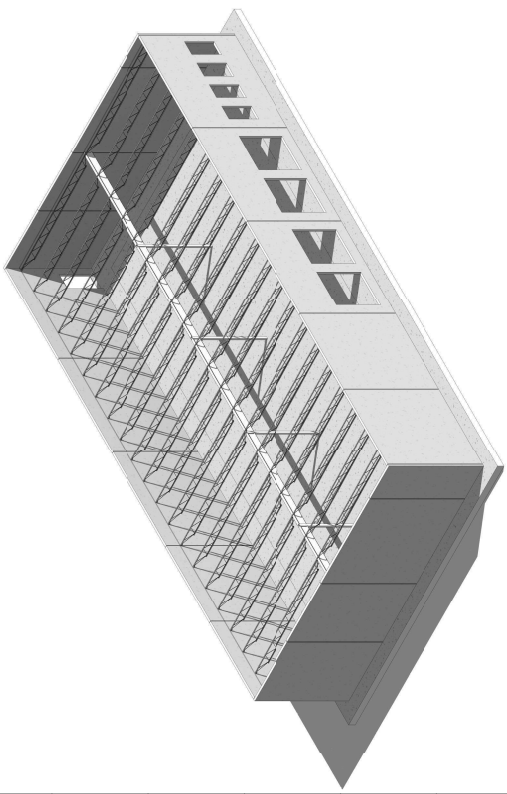



PROJECT NO: 2023-001
 SHEET NO: 101
 DATE: 10/22/23

HIDALGO COUNTY EL PARAISO
 HIDALGO COUNTY
 PROJECT
 1901 N. LOS EBANOS RD., ALTON, TX 78673

DATE	DESCRIPTION
10/22/23	ISSUED FOR PERMIT
10/15/23	ISSUED FOR CONSTRUCTION
10/05/23	ISSUED FOR DESIGN
09/25/23	ISSUED FOR PRELIMINARY DESIGN
09/15/23	ISSUED FOR SCHEMATIC DESIGN

PROJECT NO: 2023-001
 SHEET NO: 101
 DATE: 10/22/23



NOTE:
 1. ALL DIMENSIONS ARE TO FACE UNLESS SPECIFIED OTHERWISE.
 2. ALL DIMENSIONS ARE TO FACE UNLESS SPECIFIED OTHERWISE.
 3. ALL DIMENSIONS ARE TO FACE UNLESS SPECIFIED OTHERWISE.
 4. ALL DIMENSIONS ARE TO FACE UNLESS SPECIFIED OTHERWISE.
 5. ALL DIMENSIONS ARE TO FACE UNLESS SPECIFIED OTHERWISE.

A1 | 3D VIEW

GENERAL NOTES:

- 1. THE CONTRACTOR SHALL BE RESPONSIBLE FOR OBTAINING ALL NECESSARY PERMITS AND APPROVALS FROM THE LOCAL, STATE AND FEDERAL AUTHORITIES.
2. THE CONTRACTOR SHALL BE RESPONSIBLE FOR OBTAINING ALL NECESSARY PERMITS AND APPROVALS FROM THE LOCAL, STATE AND FEDERAL AUTHORITIES.
3. THE CONTRACTOR SHALL BE RESPONSIBLE FOR OBTAINING ALL NECESSARY PERMITS AND APPROVALS FROM THE LOCAL, STATE AND FEDERAL AUTHORITIES.

ALLOWANCES:

- 1. ALL MATERIALS SHALL BE OF THE HIGHEST QUALITY AVAILABLE AND SHALL BE SUBJECT TO INSPECTION AND APPROVAL BY THE ARCHITECT.
2. ALL MATERIALS SHALL BE OF THE HIGHEST QUALITY AVAILABLE AND SHALL BE SUBJECT TO INSPECTION AND APPROVAL BY THE ARCHITECT.
3. ALL MATERIALS SHALL BE OF THE HIGHEST QUALITY AVAILABLE AND SHALL BE SUBJECT TO INSPECTION AND APPROVAL BY THE ARCHITECT.

ROOF DECK:

- 1. THE ROOF DECK SHALL BE CONSTRUCTED TO SUPPORT THE DESIGN LOADS AND SHALL BE SUBJECT TO INSPECTION AND APPROVAL BY THE ARCHITECT.
2. THE ROOF DECK SHALL BE CONSTRUCTED TO SUPPORT THE DESIGN LOADS AND SHALL BE SUBJECT TO INSPECTION AND APPROVAL BY THE ARCHITECT.
3. THE ROOF DECK SHALL BE CONSTRUCTED TO SUPPORT THE DESIGN LOADS AND SHALL BE SUBJECT TO INSPECTION AND APPROVAL BY THE ARCHITECT.

DESIGN CRITERIA:

- 1. THE ROOF DECK SHALL BE CONSTRUCTED TO SUPPORT THE DESIGN LOADS AND SHALL BE SUBJECT TO INSPECTION AND APPROVAL BY THE ARCHITECT.
2. THE ROOF DECK SHALL BE CONSTRUCTED TO SUPPORT THE DESIGN LOADS AND SHALL BE SUBJECT TO INSPECTION AND APPROVAL BY THE ARCHITECT.
3. THE ROOF DECK SHALL BE CONSTRUCTED TO SUPPORT THE DESIGN LOADS AND SHALL BE SUBJECT TO INSPECTION AND APPROVAL BY THE ARCHITECT.

SERVICEABILITY AND MAINTENANCE:

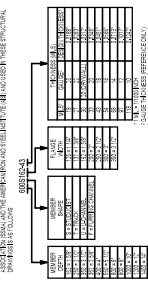
- 1. THE CONTRACTOR SHALL BE RESPONSIBLE FOR PROVIDING ACCESS TO ALL MECHANICAL AND ELECTRICAL EQUIPMENT.
2. THE CONTRACTOR SHALL BE RESPONSIBLE FOR PROVIDING ACCESS TO ALL MECHANICAL AND ELECTRICAL EQUIPMENT.
3. THE CONTRACTOR SHALL BE RESPONSIBLE FOR PROVIDING ACCESS TO ALL MECHANICAL AND ELECTRICAL EQUIPMENT.

NON-COMPOSITE DECK:

- 1. THE CONTRACTOR SHALL BE RESPONSIBLE FOR PROVIDING ACCESS TO ALL MECHANICAL AND ELECTRICAL EQUIPMENT.
2. THE CONTRACTOR SHALL BE RESPONSIBLE FOR PROVIDING ACCESS TO ALL MECHANICAL AND ELECTRICAL EQUIPMENT.
3. THE CONTRACTOR SHALL BE RESPONSIBLE FOR PROVIDING ACCESS TO ALL MECHANICAL AND ELECTRICAL EQUIPMENT.

COLD-FORMED METAL FRAMING:

- 1. THE CONTRACTOR SHALL BE RESPONSIBLE FOR PROVIDING ACCESS TO ALL MECHANICAL AND ELECTRICAL EQUIPMENT.
2. THE CONTRACTOR SHALL BE RESPONSIBLE FOR PROVIDING ACCESS TO ALL MECHANICAL AND ELECTRICAL EQUIPMENT.
3. THE CONTRACTOR SHALL BE RESPONSIBLE FOR PROVIDING ACCESS TO ALL MECHANICAL AND ELECTRICAL EQUIPMENT.



OPEN WEB STEEL JOISTS:

- 1. THE CONTRACTOR SHALL BE RESPONSIBLE FOR PROVIDING ACCESS TO ALL MECHANICAL AND ELECTRICAL EQUIPMENT.
2. THE CONTRACTOR SHALL BE RESPONSIBLE FOR PROVIDING ACCESS TO ALL MECHANICAL AND ELECTRICAL EQUIPMENT.
3. THE CONTRACTOR SHALL BE RESPONSIBLE FOR PROVIDING ACCESS TO ALL MECHANICAL AND ELECTRICAL EQUIPMENT.

EXTERIOR COMPONENT AND CLADDING:

- 1. THE CONTRACTOR SHALL BE RESPONSIBLE FOR PROVIDING ACCESS TO ALL MECHANICAL AND ELECTRICAL EQUIPMENT.
2. THE CONTRACTOR SHALL BE RESPONSIBLE FOR PROVIDING ACCESS TO ALL MECHANICAL AND ELECTRICAL EQUIPMENT.
3. THE CONTRACTOR SHALL BE RESPONSIBLE FOR PROVIDING ACCESS TO ALL MECHANICAL AND ELECTRICAL EQUIPMENT.

STRUCTURAL STEEL:

- 1. THE CONTRACTOR SHALL BE RESPONSIBLE FOR PROVIDING ACCESS TO ALL MECHANICAL AND ELECTRICAL EQUIPMENT.
2. THE CONTRACTOR SHALL BE RESPONSIBLE FOR PROVIDING ACCESS TO ALL MECHANICAL AND ELECTRICAL EQUIPMENT.
3. THE CONTRACTOR SHALL BE RESPONSIBLE FOR PROVIDING ACCESS TO ALL MECHANICAL AND ELECTRICAL EQUIPMENT.



HIDALGO COUNTY EL PARAISO PROJECT

1901 N. LOS EBANOS RD., ALTON, TX 75637

ITEM	DESCRIPTION	QUANTITY	UNIT	PRICE
1	CONCRETE	100	CU YD	100.00
2	STEEL	100	LB	100.00
3	LABOR	100	HR	100.00
4	EQUIPMENT	100	HR	100.00
5	PERMITS	1	LOT	1000.00
6	INSURANCE	1	LOT	1000.00
7	TOTAL			2200.00

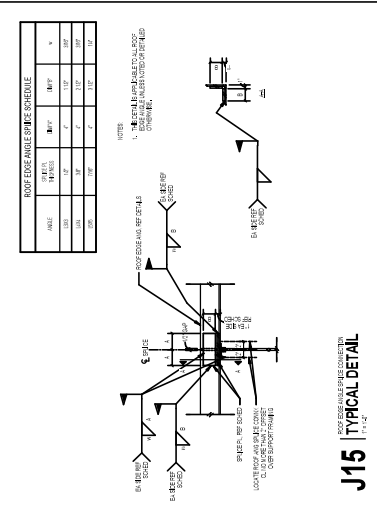

ITEM	DESCRIPTION	QUANTITY	UNIT	PRICE
1	CONCRETE	100	CU YD	100.00
2	STEEL	100	LB	100.00
3	LABOR	100	HR	100.00
4	EQUIPMENT	100	HR	100.00
5	PERMITS	1	LOT	1000.00
6	INSURANCE	1	LOT	1000.00
7	TOTAL			2200.00

ITEM	DESCRIPTION	QUANTITY	UNIT	PRICE
1	CONCRETE	100	CU YD	100.00
2	STEEL	100	LB	100.00
3	LABOR	100	HR	100.00
4	EQUIPMENT	100	HR	100.00
5	PERMITS	1	LOT	1000.00
6	INSURANCE	1	LOT	1000.00
7	TOTAL			2200.00

ITEM	DESCRIPTION	QUANTITY	UNIT	PRICE
1	CONCRETE	100	CU YD	100.00
2	STEEL	100	LB	100.00
3	LABOR	100	HR	100.00
4	EQUIPMENT	100	HR	100.00
5	PERMITS	1	LOT	1000.00
6	INSURANCE	1	LOT	1000.00
7	TOTAL			2200.00

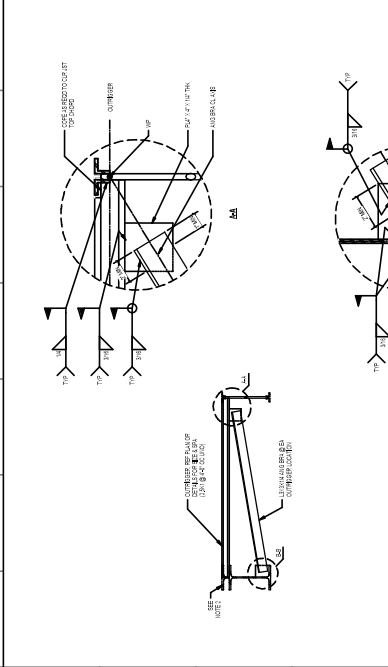
ITEM	DESCRIPTION	QUANTITY	UNIT	PRICE
1	CONCRETE	100	CU YD	100.00
2	STEEL	100	LB	100.00
3	LABOR	100	HR	100.00
4	EQUIPMENT	100	HR	100.00
5	PERMITS	1	LOT	1000.00
6	INSURANCE	1	LOT	1000.00
7	TOTAL			2200.00

ITEM	DESCRIPTION	QUANTITY	UNIT	PRICE
1	CONCRETE	100	CU YD	100.00
2	STEEL	100	LB	100.00
3	LABOR	100	HR	100.00
4	EQUIPMENT	100	HR	100.00
5	PERMITS	1	LOT	1000.00
6	INSURANCE	1	LOT	1000.00
7	TOTAL			2200.00

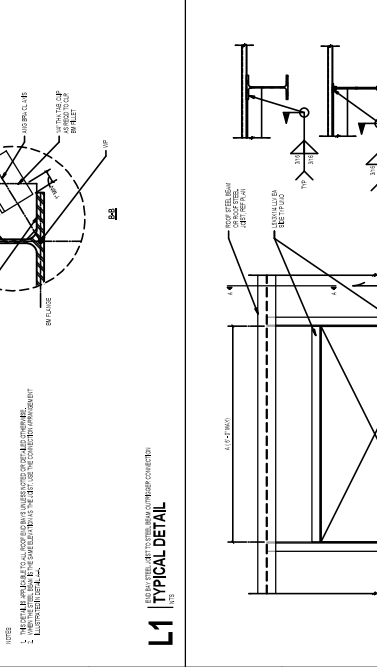


J15 TYPICAL DETAIL
 1/4" = 1'-0"

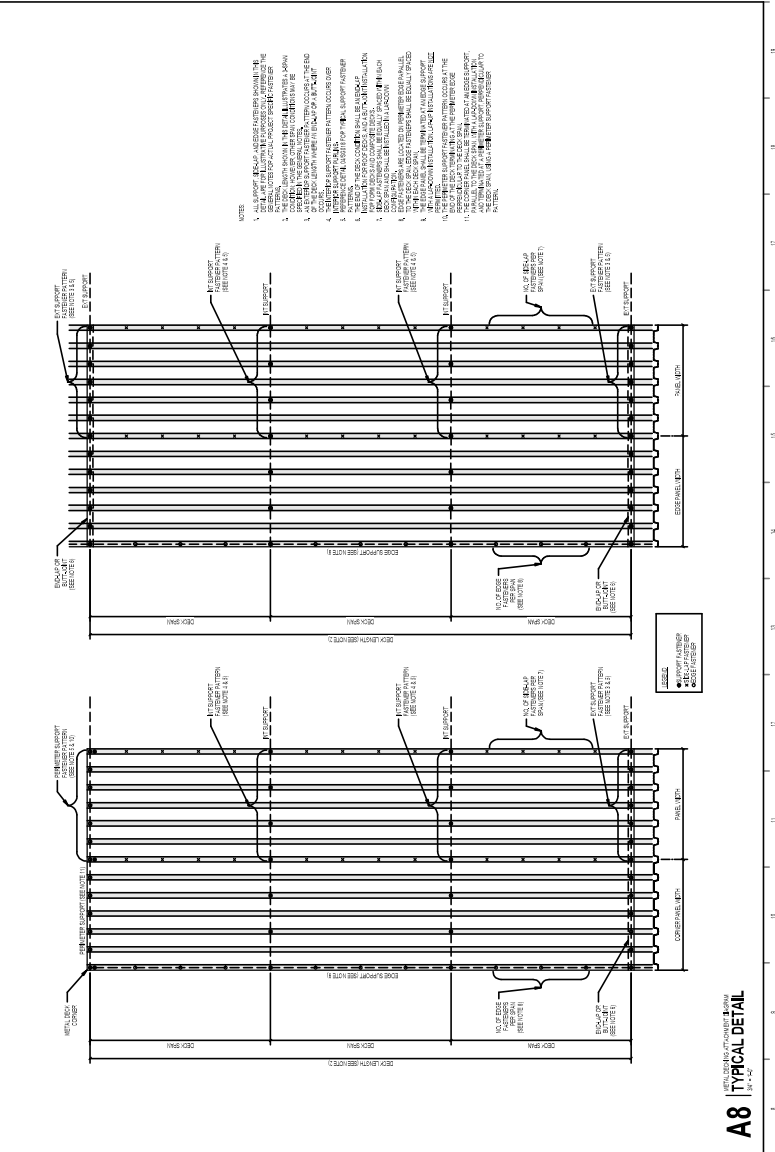
J8 TYPICAL DETAIL
 1/8" = 1'-0"



L1 TYPICAL DETAIL
 1/8" = 1'-0"



G1 TYPICAL DETAIL
 1/8" = 1'-0"



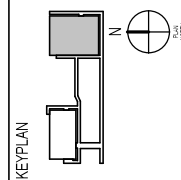
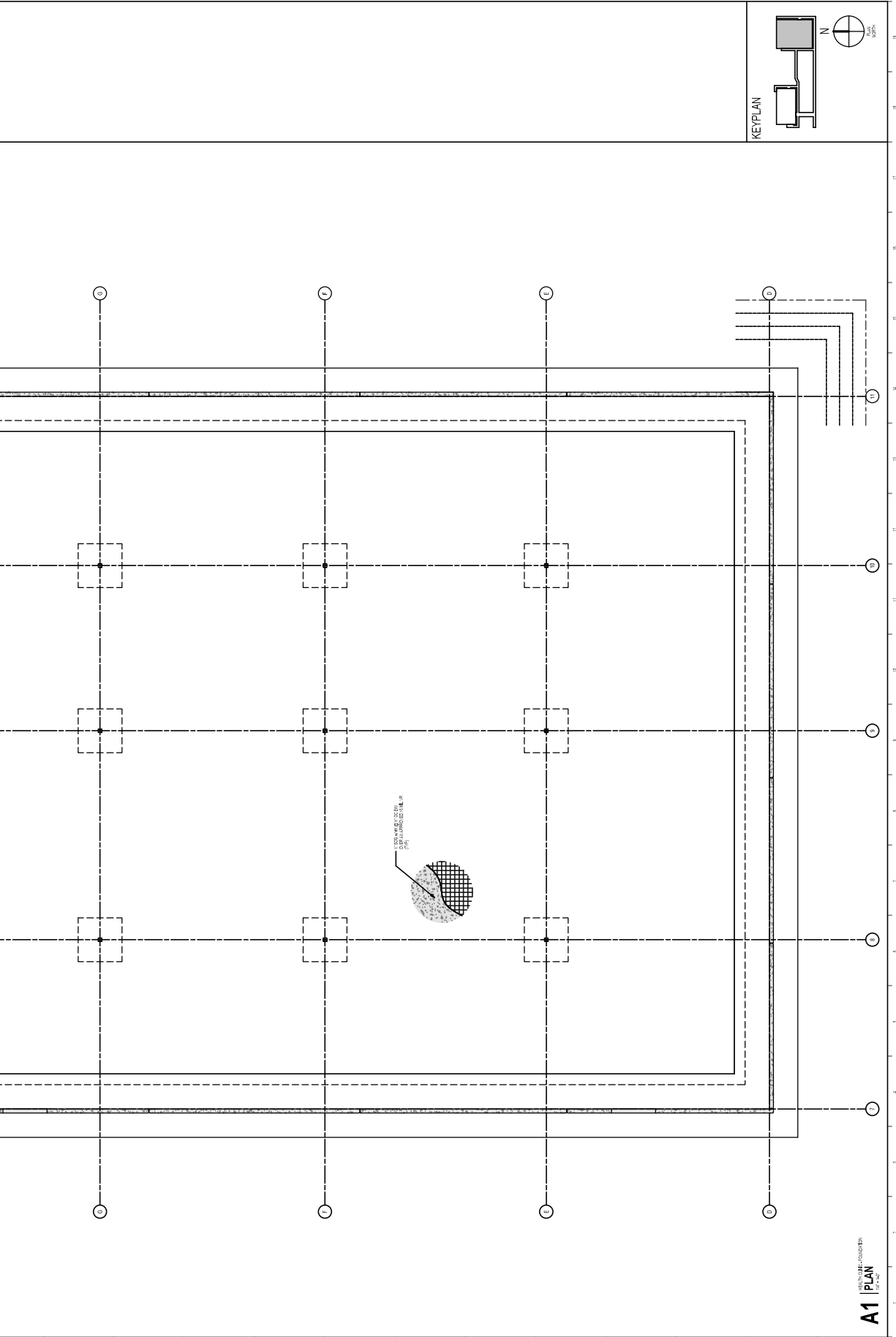
A8 TYPICAL DETAIL
 1/4" = 1'-0"



HIDALGO COUNTY EL PARAISO
PROJECT
HIDALGO COUNTY
1901 N. LOS EBANOS RD., ALTON, TX 78673

FOUNDATION NOTES:

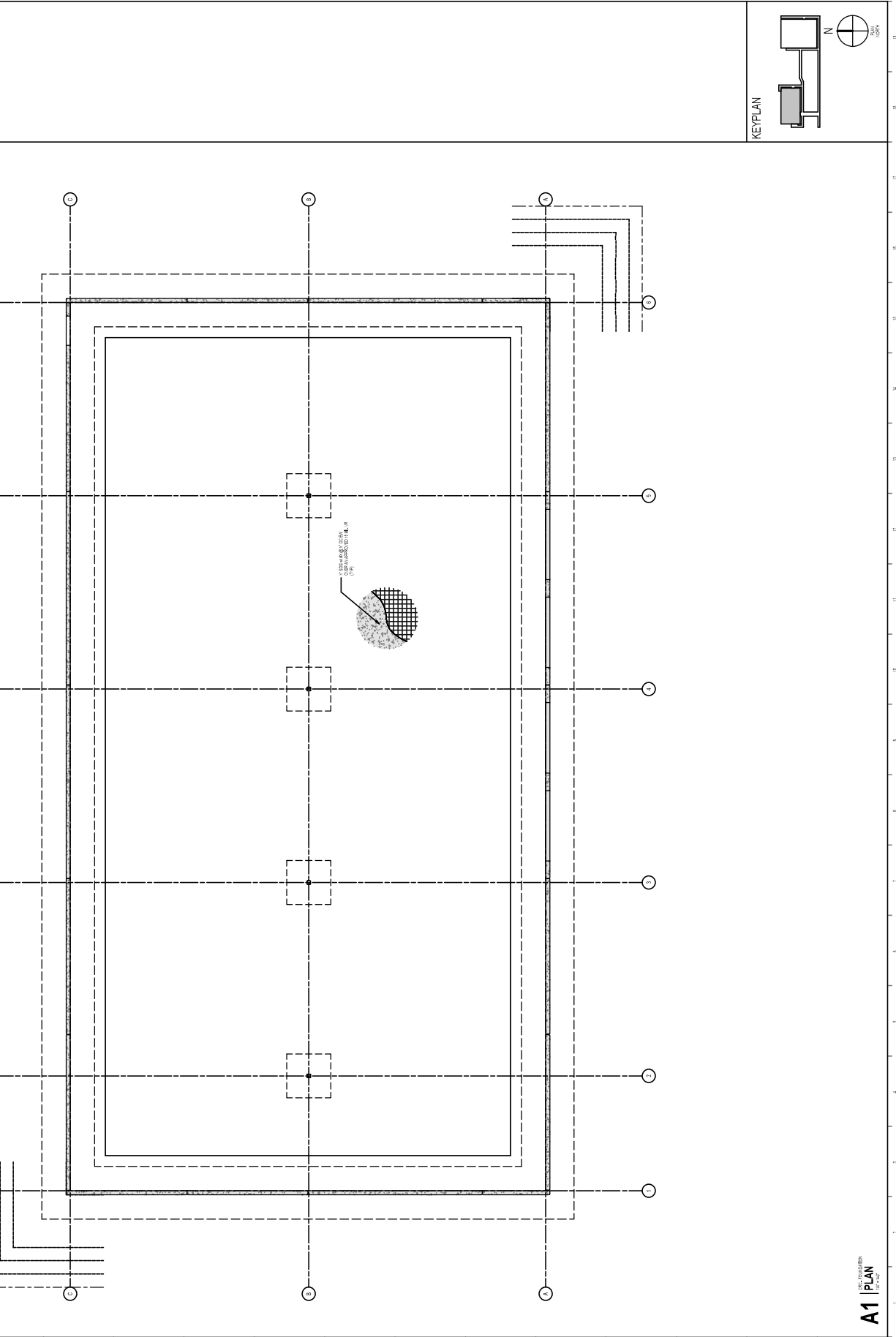
1. REFER TO ALL CITY ORDINANCES AND SPECIFICATIONS FOR FOUNDATION DESIGN AND CONSTRUCTION.
2. FOUNDATION DESIGN IS BASED ON THE PROVIDED SOIL BOREHOLE LOGS AND TEST RESULTS.
3. FOUNDATION DESIGN IS BASED ON THE PROVIDED FOUNDATION LOADS AND MOMENTS.
4. FOUNDATION DESIGN IS BASED ON THE PROVIDED FOUNDATION ELEVATIONS.
5. FOUNDATION DESIGN IS BASED ON THE PROVIDED FOUNDATION FOOTINGS.
6. FOUNDATION DESIGN IS BASED ON THE PROVIDED FOUNDATION WALLS.
7. FOUNDATION DESIGN IS BASED ON THE PROVIDED FOUNDATION SLABS.
8. FOUNDATION DESIGN IS BASED ON THE PROVIDED FOUNDATION BEAMS.
9. FOUNDATION DESIGN IS BASED ON THE PROVIDED FOUNDATION PILES.
10. FOUNDATION DESIGN IS BASED ON THE PROVIDED FOUNDATION ANCHORS.



A1 FOUNDATION PLAN
1/4" = 1'-0"

FOUNDATION NOTES

1. FOUNDATION SHALL BE CONCRETE ON GRADE.
2. ALL FOUNDATION SHALL BE 12" MIN. THICK UNLESS OTHERWISE NOTED.
3. ALL FOUNDATION SHALL BE FINISHED WITH 1" MIN. THICK POLISHED CONCRETE.
4. ALL FOUNDATION SHALL BE FINISHED WITH 1" MIN. THICK POLISHED CONCRETE.
5. ALL FOUNDATION SHALL BE FINISHED WITH 1" MIN. THICK POLISHED CONCRETE.
6. ALL FOUNDATION SHALL BE FINISHED WITH 1" MIN. THICK POLISHED CONCRETE.
7. ALL FOUNDATION SHALL BE FINISHED WITH 1" MIN. THICK POLISHED CONCRETE.
8. ALL FOUNDATION SHALL BE FINISHED WITH 1" MIN. THICK POLISHED CONCRETE.
9. ALL FOUNDATION SHALL BE FINISHED WITH 1" MIN. THICK POLISHED CONCRETE.
10. ALL FOUNDATION SHALL BE FINISHED WITH 1" MIN. THICK POLISHED CONCRETE.





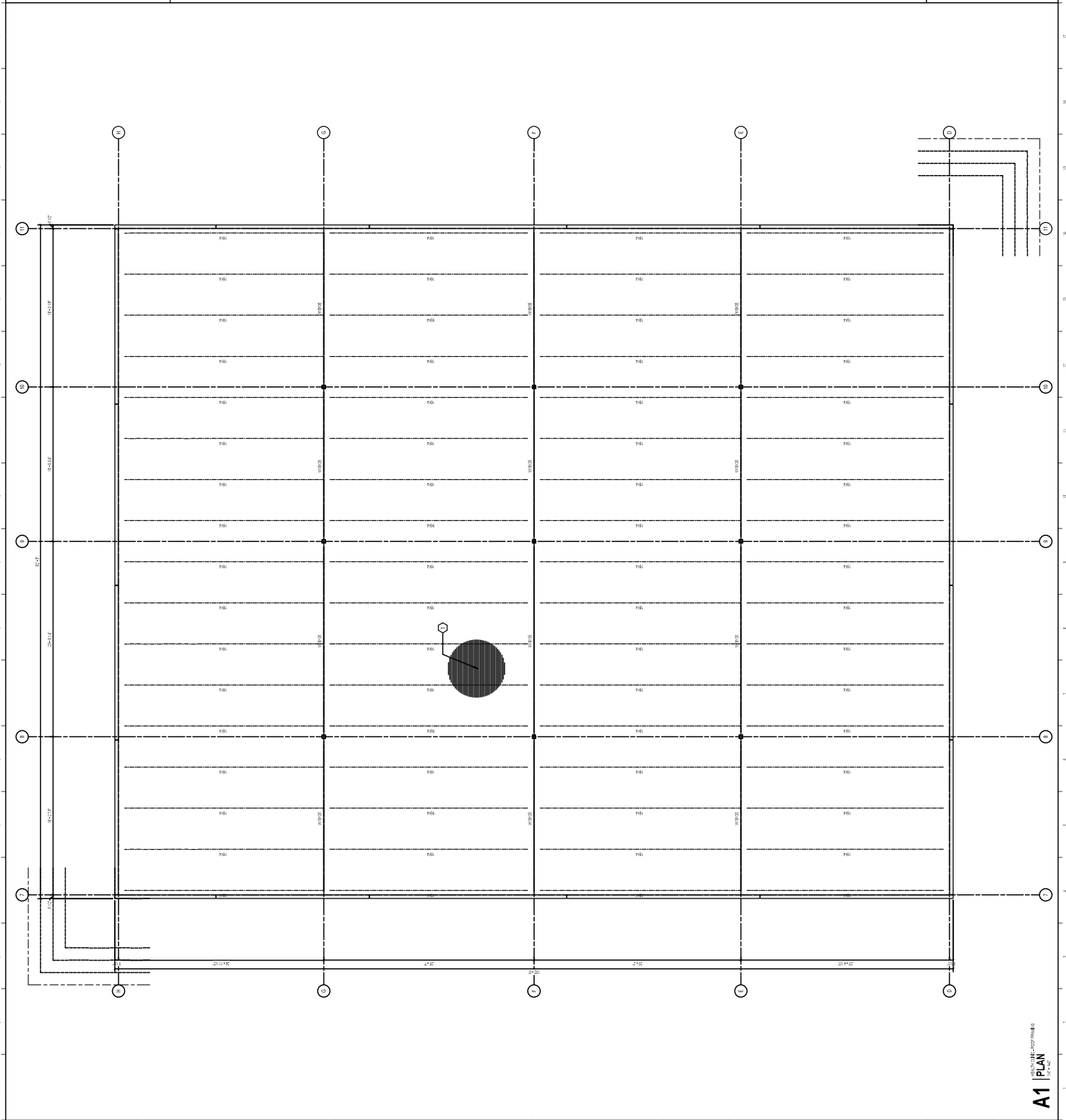
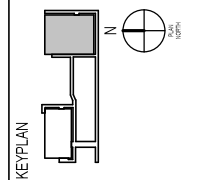
HIDALGO COUNTY EL PARAISO
HIDALGO COUNTY
PROJECT
1901 N. LOS EBANOS RD., ALTON, TX 78673

FRAMING NOTES:

1. REFER TO ALL OTHER DRAWINGS FOR NOTES.
2. ALL DIMENSIONS ARE UNLESS OTHERWISE NOTED.
3. ALL DIMENSIONS ARE TO FACE UNLESS NOTED OTHERWISE.
4. ALL DIMENSIONS ARE TO FACE UNLESS NOTED OTHERWISE.
5. ALL DIMENSIONS ARE TO FACE UNLESS NOTED OTHERWISE.
6. ALL DIMENSIONS ARE TO FACE UNLESS NOTED OTHERWISE.
7. ALL DIMENSIONS ARE TO FACE UNLESS NOTED OTHERWISE.
8. ALL DIMENSIONS ARE TO FACE UNLESS NOTED OTHERWISE.
9. ALL DIMENSIONS ARE TO FACE UNLESS NOTED OTHERWISE.
10. ALL DIMENSIONS ARE TO FACE UNLESS NOTED OTHERWISE.

FRAMING KEYNOTES:

1. REFER TO ALL OTHER DRAWINGS FOR NOTES.
2. REFER TO ALL OTHER DRAWINGS FOR NOTES.
3. REFER TO ALL OTHER DRAWINGS FOR NOTES.
4. REFER TO ALL OTHER DRAWINGS FOR NOTES.
5. REFER TO ALL OTHER DRAWINGS FOR NOTES.
6. REFER TO ALL OTHER DRAWINGS FOR NOTES.
7. REFER TO ALL OTHER DRAWINGS FOR NOTES.
8. REFER TO ALL OTHER DRAWINGS FOR NOTES.
9. REFER TO ALL OTHER DRAWINGS FOR NOTES.
10. REFER TO ALL OTHER DRAWINGS FOR NOTES.

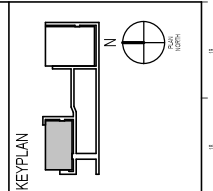
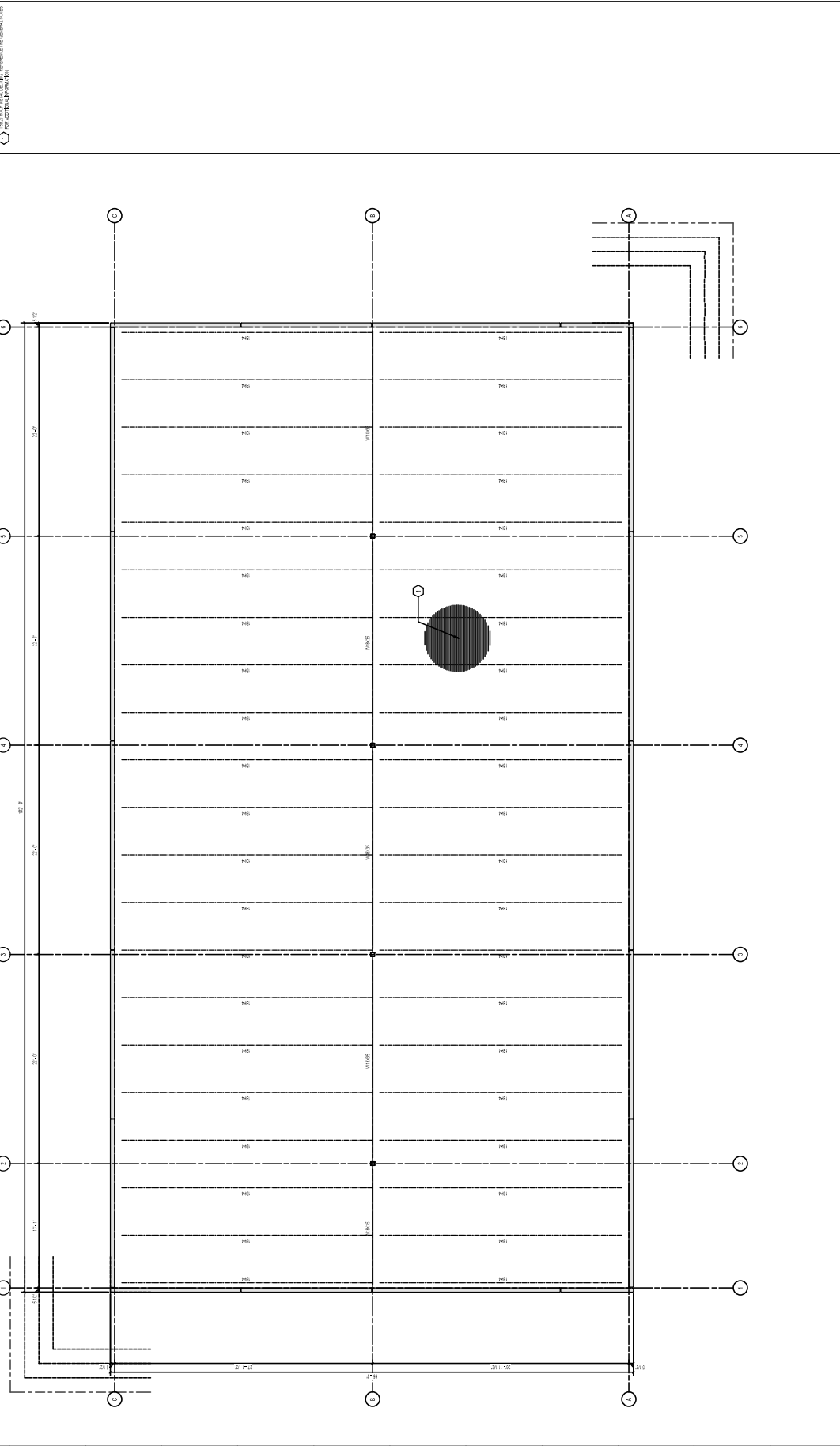


FRAMING NOTES

1. REFER TO ALL OTHER SHEETS FOR NOTES.
2. ALL DIMENSIONS ARE UNLESS OTHERWISE NOTED.
3. ALL DIMENSIONS ARE TO FACE UNLESS NOTED OTHERWISE.
4. ALL DIMENSIONS ARE TO FACE UNLESS NOTED OTHERWISE.
5. ALL DIMENSIONS ARE TO FACE UNLESS NOTED OTHERWISE.
6. ALL DIMENSIONS ARE TO FACE UNLESS NOTED OTHERWISE.
7. ALL DIMENSIONS ARE TO FACE UNLESS NOTED OTHERWISE.
8. ALL DIMENSIONS ARE TO FACE UNLESS NOTED OTHERWISE.
9. ALL DIMENSIONS ARE TO FACE UNLESS NOTED OTHERWISE.
10. ALL DIMENSIONS ARE TO FACE UNLESS NOTED OTHERWISE.
11. ALL DIMENSIONS ARE TO FACE UNLESS NOTED OTHERWISE.
12. ALL DIMENSIONS ARE TO FACE UNLESS NOTED OTHERWISE.
13. ALL DIMENSIONS ARE TO FACE UNLESS NOTED OTHERWISE.
14. ALL DIMENSIONS ARE TO FACE UNLESS NOTED OTHERWISE.
15. ALL DIMENSIONS ARE TO FACE UNLESS NOTED OTHERWISE.
16. ALL DIMENSIONS ARE TO FACE UNLESS NOTED OTHERWISE.
17. ALL DIMENSIONS ARE TO FACE UNLESS NOTED OTHERWISE.
18. ALL DIMENSIONS ARE TO FACE UNLESS NOTED OTHERWISE.
19. ALL DIMENSIONS ARE TO FACE UNLESS NOTED OTHERWISE.
20. ALL DIMENSIONS ARE TO FACE UNLESS NOTED OTHERWISE.
21. ALL DIMENSIONS ARE TO FACE UNLESS NOTED OTHERWISE.
22. ALL DIMENSIONS ARE TO FACE UNLESS NOTED OTHERWISE.
23. ALL DIMENSIONS ARE TO FACE UNLESS NOTED OTHERWISE.
24. ALL DIMENSIONS ARE TO FACE UNLESS NOTED OTHERWISE.
25. ALL DIMENSIONS ARE TO FACE UNLESS NOTED OTHERWISE.
26. ALL DIMENSIONS ARE TO FACE UNLESS NOTED OTHERWISE.
27. ALL DIMENSIONS ARE TO FACE UNLESS NOTED OTHERWISE.
28. ALL DIMENSIONS ARE TO FACE UNLESS NOTED OTHERWISE.
29. ALL DIMENSIONS ARE TO FACE UNLESS NOTED OTHERWISE.
30. ALL DIMENSIONS ARE TO FACE UNLESS NOTED OTHERWISE.
31. ALL DIMENSIONS ARE TO FACE UNLESS NOTED OTHERWISE.
32. ALL DIMENSIONS ARE TO FACE UNLESS NOTED OTHERWISE.
33. ALL DIMENSIONS ARE TO FACE UNLESS NOTED OTHERWISE.
34. ALL DIMENSIONS ARE TO FACE UNLESS NOTED OTHERWISE.
35. ALL DIMENSIONS ARE TO FACE UNLESS NOTED OTHERWISE.
36. ALL DIMENSIONS ARE TO FACE UNLESS NOTED OTHERWISE.
37. ALL DIMENSIONS ARE TO FACE UNLESS NOTED OTHERWISE.
38. ALL DIMENSIONS ARE TO FACE UNLESS NOTED OTHERWISE.
39. ALL DIMENSIONS ARE TO FACE UNLESS NOTED OTHERWISE.
40. ALL DIMENSIONS ARE TO FACE UNLESS NOTED OTHERWISE.
41. ALL DIMENSIONS ARE TO FACE UNLESS NOTED OTHERWISE.
42. ALL DIMENSIONS ARE TO FACE UNLESS NOTED OTHERWISE.
43. ALL DIMENSIONS ARE TO FACE UNLESS NOTED OTHERWISE.
44. ALL DIMENSIONS ARE TO FACE UNLESS NOTED OTHERWISE.
45. ALL DIMENSIONS ARE TO FACE UNLESS NOTED OTHERWISE.
46. ALL DIMENSIONS ARE TO FACE UNLESS NOTED OTHERWISE.
47. ALL DIMENSIONS ARE TO FACE UNLESS NOTED OTHERWISE.
48. ALL DIMENSIONS ARE TO FACE UNLESS NOTED OTHERWISE.
49. ALL DIMENSIONS ARE TO FACE UNLESS NOTED OTHERWISE.
50. ALL DIMENSIONS ARE TO FACE UNLESS NOTED OTHERWISE.
51. ALL DIMENSIONS ARE TO FACE UNLESS NOTED OTHERWISE.
52. ALL DIMENSIONS ARE TO FACE UNLESS NOTED OTHERWISE.
53. ALL DIMENSIONS ARE TO FACE UNLESS NOTED OTHERWISE.
54. ALL DIMENSIONS ARE TO FACE UNLESS NOTED OTHERWISE.
55. ALL DIMENSIONS ARE TO FACE UNLESS NOTED OTHERWISE.
56. ALL DIMENSIONS ARE TO FACE UNLESS NOTED OTHERWISE.
57. ALL DIMENSIONS ARE TO FACE UNLESS NOTED OTHERWISE.
58. ALL DIMENSIONS ARE TO FACE UNLESS NOTED OTHERWISE.
59. ALL DIMENSIONS ARE TO FACE UNLESS NOTED OTHERWISE.
60. ALL DIMENSIONS ARE TO FACE UNLESS NOTED OTHERWISE.
61. ALL DIMENSIONS ARE TO FACE UNLESS NOTED OTHERWISE.
62. ALL DIMENSIONS ARE TO FACE UNLESS NOTED OTHERWISE.
63. ALL DIMENSIONS ARE TO FACE UNLESS NOTED OTHERWISE.
64. ALL DIMENSIONS ARE TO FACE UNLESS NOTED OTHERWISE.
65. ALL DIMENSIONS ARE TO FACE UNLESS NOTED OTHERWISE.
66. ALL DIMENSIONS ARE TO FACE UNLESS NOTED OTHERWISE.
67. ALL DIMENSIONS ARE TO FACE UNLESS NOTED OTHERWISE.
68. ALL DIMENSIONS ARE TO FACE UNLESS NOTED OTHERWISE.
69. ALL DIMENSIONS ARE TO FACE UNLESS NOTED OTHERWISE.
70. ALL DIMENSIONS ARE TO FACE UNLESS NOTED OTHERWISE.
71. ALL DIMENSIONS ARE TO FACE UNLESS NOTED OTHERWISE.
72. ALL DIMENSIONS ARE TO FACE UNLESS NOTED OTHERWISE.
73. ALL DIMENSIONS ARE TO FACE UNLESS NOTED OTHERWISE.
74. ALL DIMENSIONS ARE TO FACE UNLESS NOTED OTHERWISE.
75. ALL DIMENSIONS ARE TO FACE UNLESS NOTED OTHERWISE.
76. ALL DIMENSIONS ARE TO FACE UNLESS NOTED OTHERWISE.
77. ALL DIMENSIONS ARE TO FACE UNLESS NOTED OTHERWISE.
78. ALL DIMENSIONS ARE TO FACE UNLESS NOTED OTHERWISE.
79. ALL DIMENSIONS ARE TO FACE UNLESS NOTED OTHERWISE.
80. ALL DIMENSIONS ARE TO FACE UNLESS NOTED OTHERWISE.
81. ALL DIMENSIONS ARE TO FACE UNLESS NOTED OTHERWISE.
82. ALL DIMENSIONS ARE TO FACE UNLESS NOTED OTHERWISE.
83. ALL DIMENSIONS ARE TO FACE UNLESS NOTED OTHERWISE.
84. ALL DIMENSIONS ARE TO FACE UNLESS NOTED OTHERWISE.
85. ALL DIMENSIONS ARE TO FACE UNLESS NOTED OTHERWISE.
86. ALL DIMENSIONS ARE TO FACE UNLESS NOTED OTHERWISE.
87. ALL DIMENSIONS ARE TO FACE UNLESS NOTED OTHERWISE.
88. ALL DIMENSIONS ARE TO FACE UNLESS NOTED OTHERWISE.
89. ALL DIMENSIONS ARE TO FACE UNLESS NOTED OTHERWISE.
90. ALL DIMENSIONS ARE TO FACE UNLESS NOTED OTHERWISE.
91. ALL DIMENSIONS ARE TO FACE UNLESS NOTED OTHERWISE.
92. ALL DIMENSIONS ARE TO FACE UNLESS NOTED OTHERWISE.
93. ALL DIMENSIONS ARE TO FACE UNLESS NOTED OTHERWISE.
94. ALL DIMENSIONS ARE TO FACE UNLESS NOTED OTHERWISE.
95. ALL DIMENSIONS ARE TO FACE UNLESS NOTED OTHERWISE.
96. ALL DIMENSIONS ARE TO FACE UNLESS NOTED OTHERWISE.
97. ALL DIMENSIONS ARE TO FACE UNLESS NOTED OTHERWISE.
98. ALL DIMENSIONS ARE TO FACE UNLESS NOTED OTHERWISE.
99. ALL DIMENSIONS ARE TO FACE UNLESS NOTED OTHERWISE.
100. ALL DIMENSIONS ARE TO FACE UNLESS NOTED OTHERWISE.

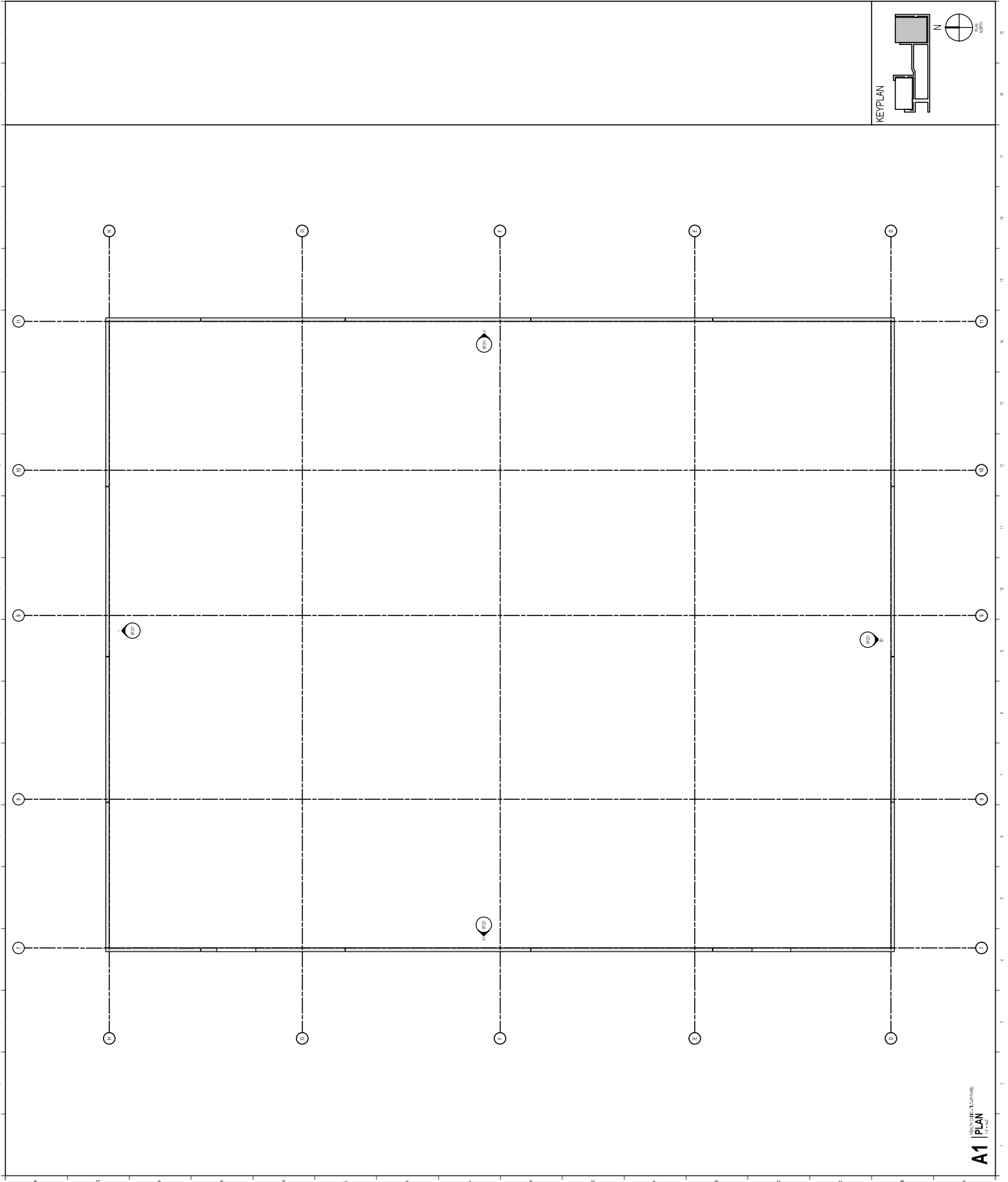
FRAMING KEYNOTES

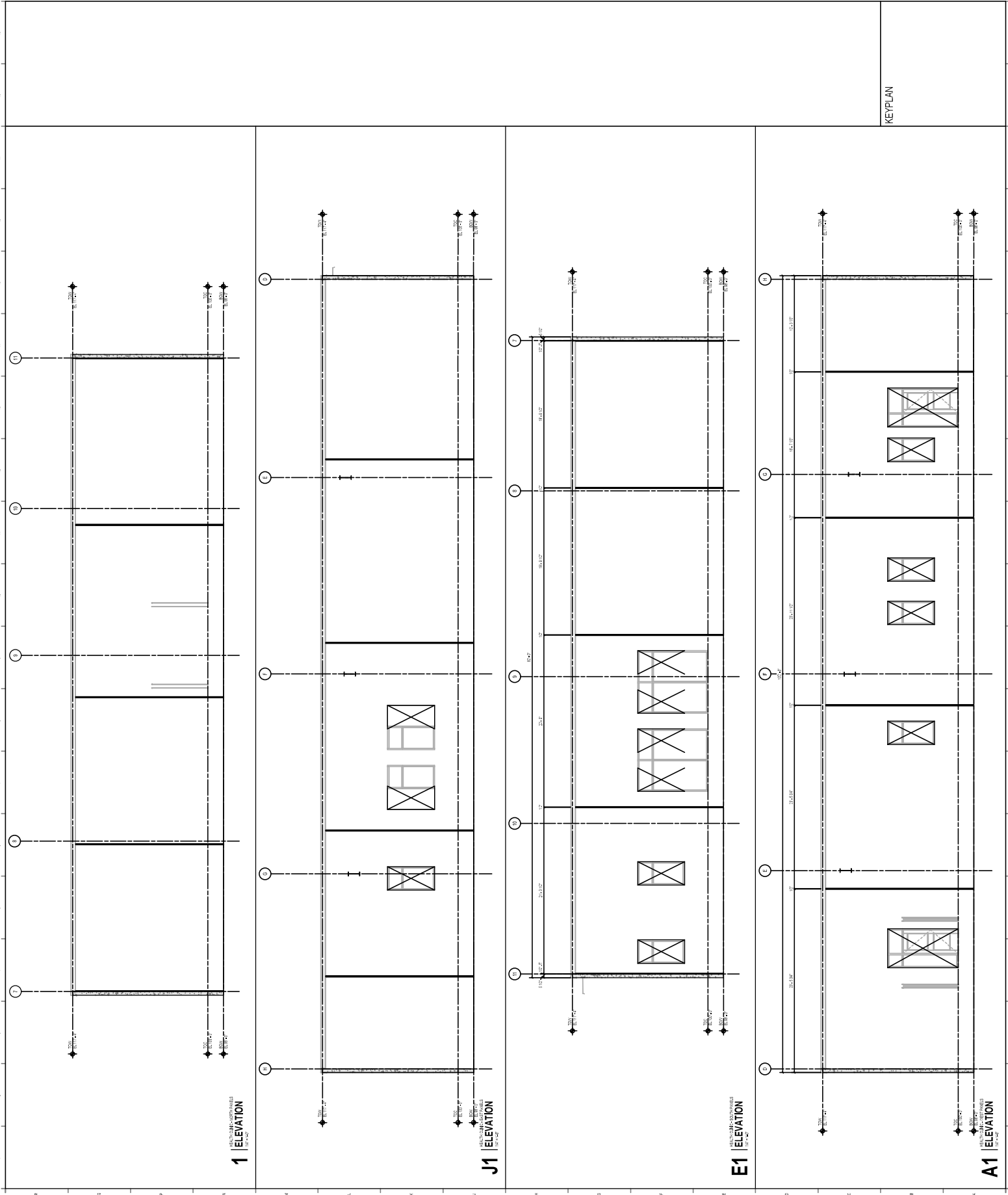
1. REFER TO ALL OTHER SHEETS FOR NOTES.





HIDALGO COUNTY EL PARAISO PROJECT
 HIDALGO COUNTY
 1901 N. LOS EBANOS RD., ALTON, TX 78673



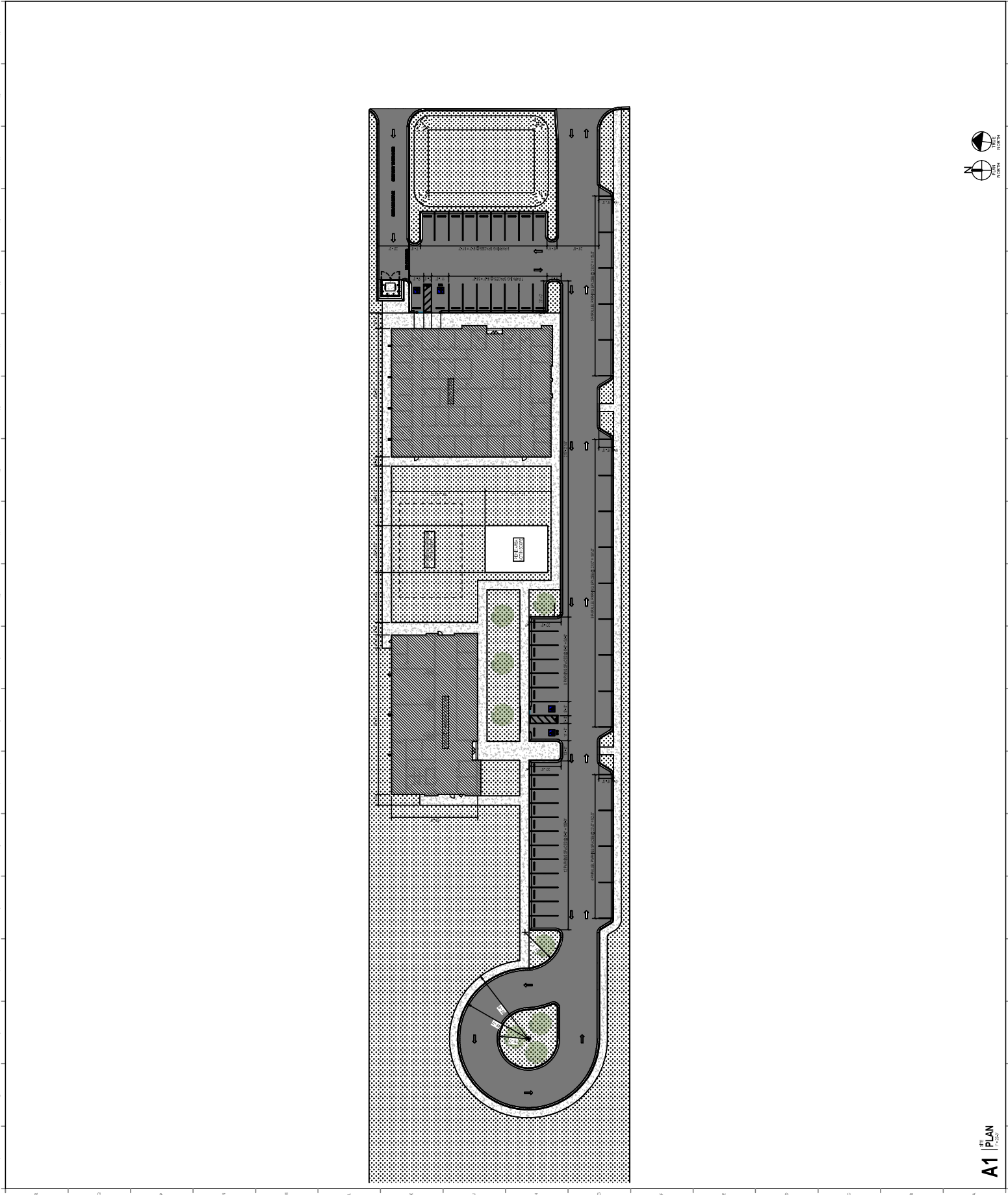


NOT TO SCALE
 ALL DIMENSIONS SHALL BE AS SHOWN UNLESS OTHERWISE NOTED
 ALL CONSTRUCTION SHALL BE IN ACCORDANCE WITH THE LATEST EDITIONS OF THE INTERNATIONAL BUILDING CODE (IBC) AND THE LATEST EDITIONS OF THE INTERNATIONAL PLUMBING AND MECHANICAL CODES (IMC/IPC)

HIDALGO COUNTY EL PARAISO
 PROJECT
 HIDALGO COUNTY
 1901 N. LOS EBANOS RD., ALTON, TX 78673

Project No.	AS101
Client	Hidalgo County
Site Name	El Paraiso
Sheet No.	AS101-01
Scale	AS SHOWN
Revision	
Drawn By	
Checked By	
Project Manager	
Site Plan	

North Arrow
 North



NOT TO SCALE
 ALL DIMENSIONS ARE IN FEET AND INCHES
 UNLESS OTHERWISE SPECIFIED
 ALL WORK SHALL BE IN ACCORDANCE WITH THE LATEST EDITIONS OF THE INTERNATIONAL BUILDING CODES AND ALL APPLICABLE LOCAL ORDINANCES

HIDALGO COUNTY EL PARAISO PROJECT

HIDALGO COUNTY
 1901 N. LOS EBANOS RD., ALTON, TX 78673

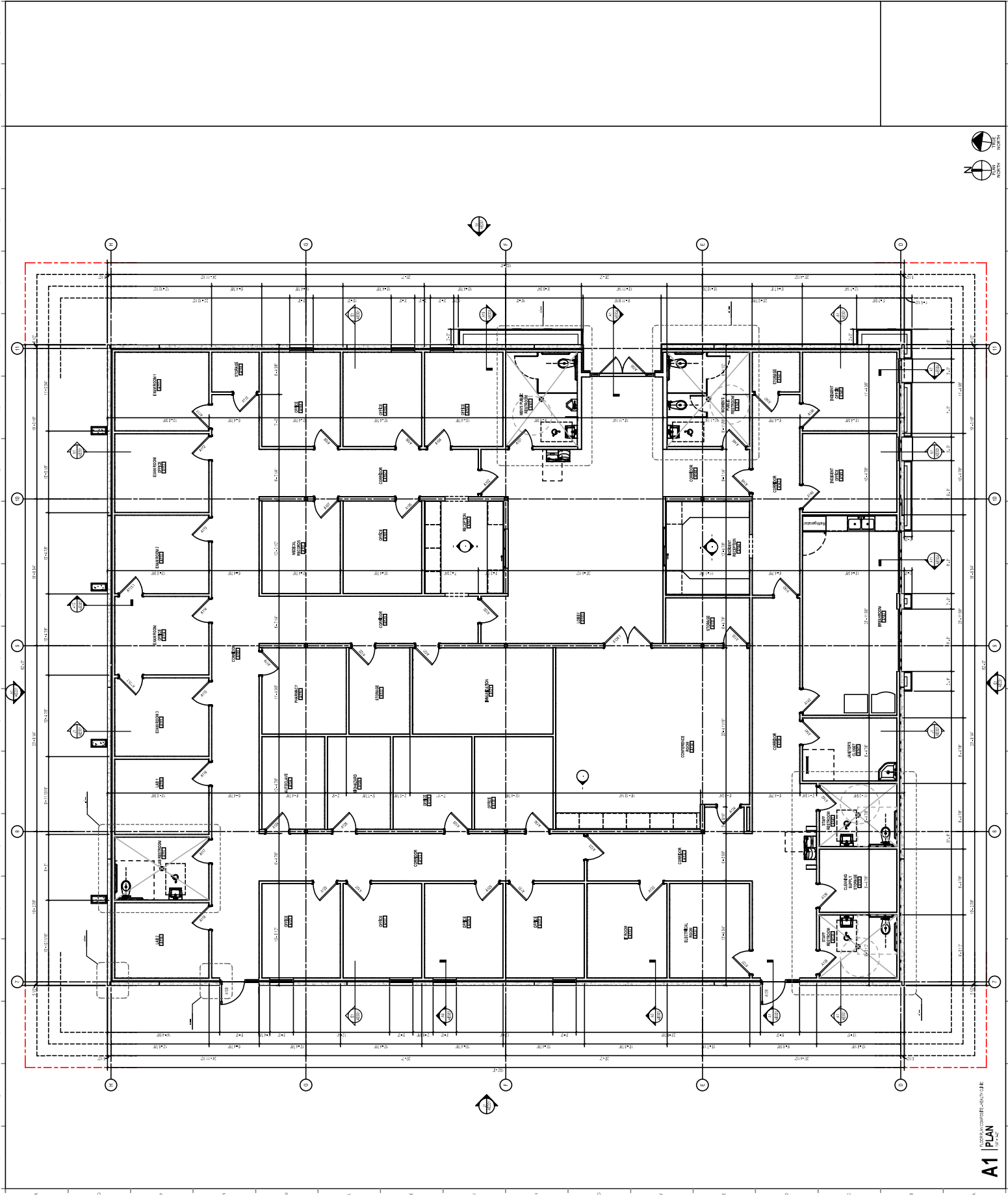
NO.	DATE	DESCRIPTION

PROJECT NO: 2024-001
 SHEET NO: 01
 SHEET TITLE: FLOOR PLAN - SECOND FLOOR HEALTH CLINIC
 PROJECT NAME: EL PARAISO HEALTH CLINIC
 CLIENT: HIDALGO COUNTY

Drawn by: [Name]
 Checked by: [Name]
 Project Manager: [Name]

Scale: AS SHOWN
 Date: 08/20/2024

Project Name: EL PARAISO HEALTH CLINIC
 Project No: 2024-001
 Sheet No: 01
 Sheet Title: FLOOR PLAN - SECOND FLOOR HEALTH CLINIC



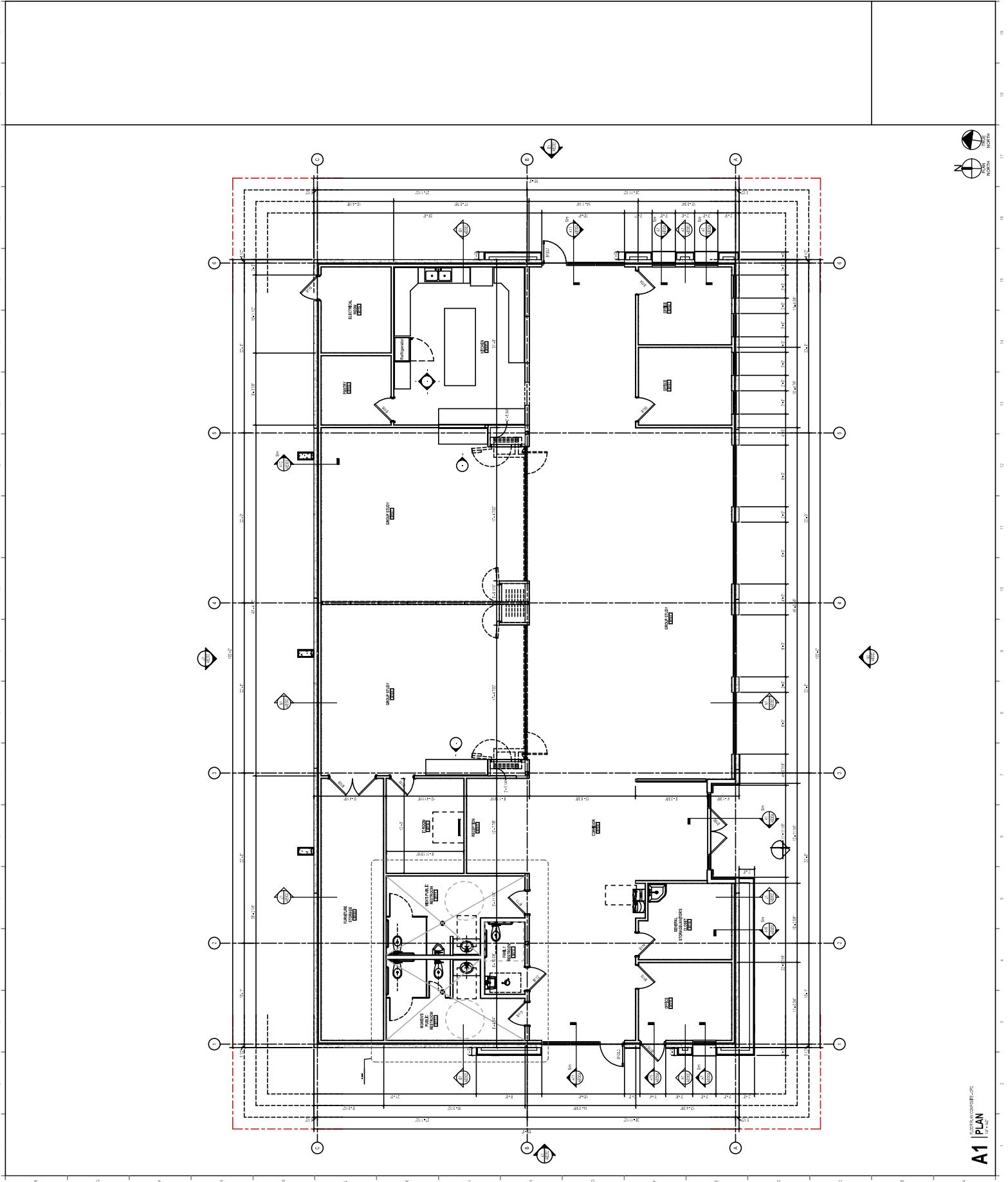
A1 PLAN
 1/8" = 1'-0"

NOT TO SCALE
 ALL DIMENSIONS ARE TO FACE UNLESS NOTED OTHERWISE
 ALL WORK SHALL BE IN ACCORDANCE WITH THE LATEST EDITIONS OF THE INTERNATIONAL BUILDING CODES (IBC) AND THE NATIONAL ELECTRICAL CODE (NEC)
 ALL WORK SHALL BE IN ACCORDANCE WITH THE LATEST EDITIONS OF THE INTERNATIONAL MECHANICAL AND PLUMBING CODES (IMC) AND THE INTERNATIONAL PLUMBING AND MECHANICAL CODES (IPMC)

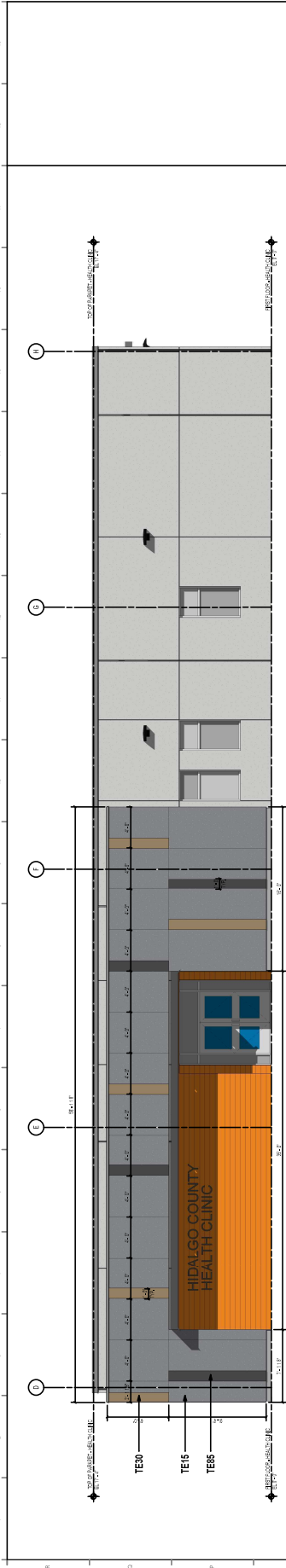
HIDALGO COUNTY EL PARAISO
 HIDALGO COUNTY
 1901 N. LOS EBANOS RD., ALTON, TX 78673
PROJECT

NO.	DATE	DESCRIPTION

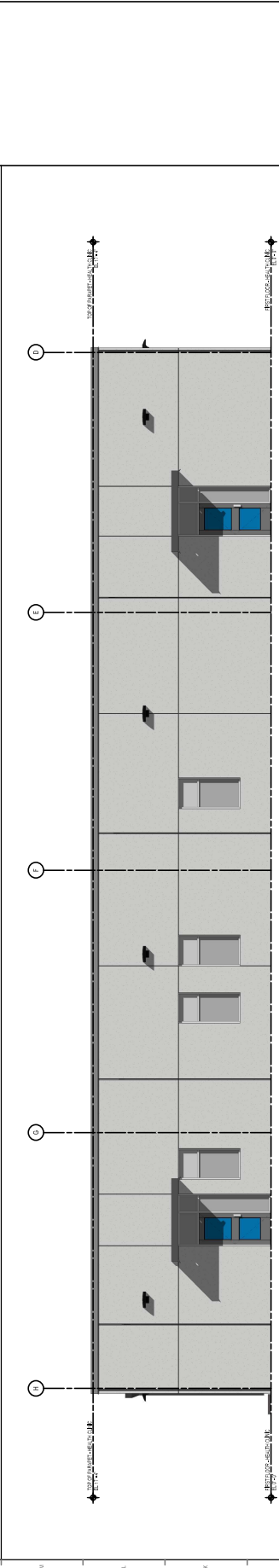
PROJECT NO: 2023-001
 DRAWING NO: 2023-001-001
 SHEET NO: 001
 SHEET NAME: FLOOR PLAN - ELBOS 4-COR
 FLOOR PLAN - ELBOS 4-COR
 WORKSHEET: AE102
 PROJECT: HIDALGO COUNTY EL PARAISO
 DRAWING: FLOOR PLAN - ELBOS 4-COR
 SHEET: 001
 DATE: 08/15/2023
 PROJECT NO: 2023-001
 DRAWING NO: 2023-001-001
 SHEET NO: 001
 SHEET NAME: FLOOR PLAN - ELBOS 4-COR
 FLOOR PLAN - ELBOS 4-COR
 WORKSHEET: AE102
 PROJECT: HIDALGO COUNTY EL PARAISO
 DRAWING: FLOOR PLAN - ELBOS 4-COR
 SHEET: 001
 DATE: 08/15/2023



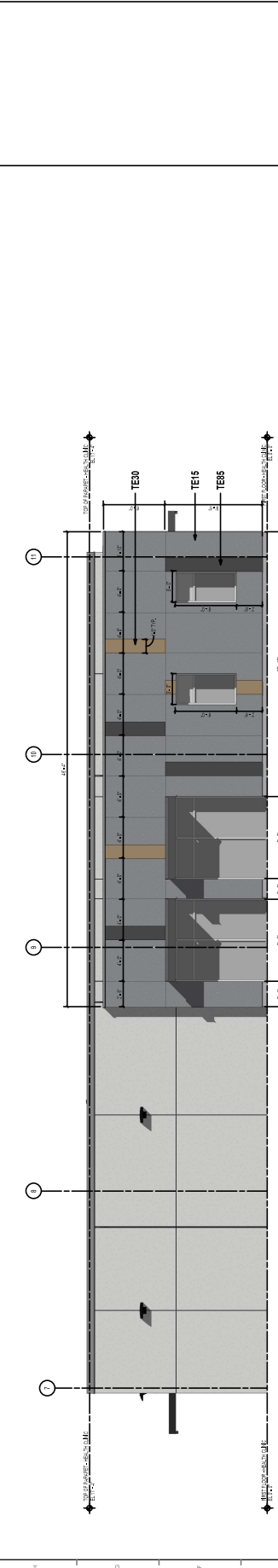
A1 | PLAN
 1/8" = 1'-0"



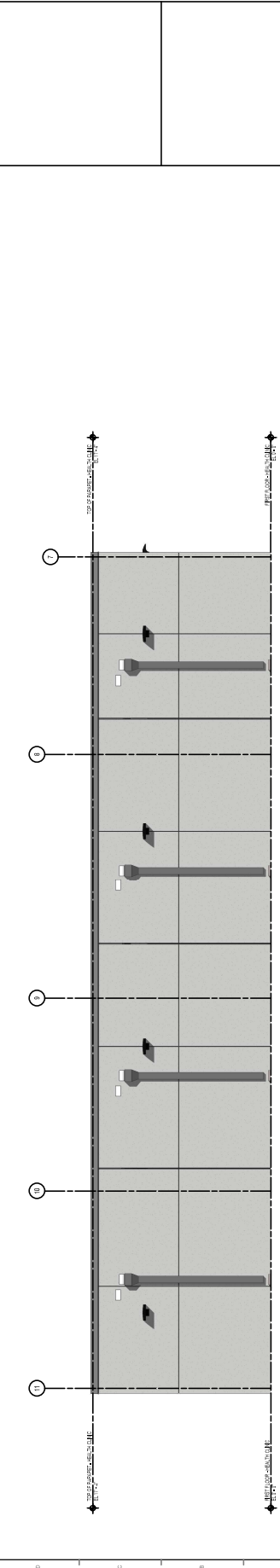
N1 ELEVATION
 NORTH CLINIC EAST
 1/8" = 1'-0"



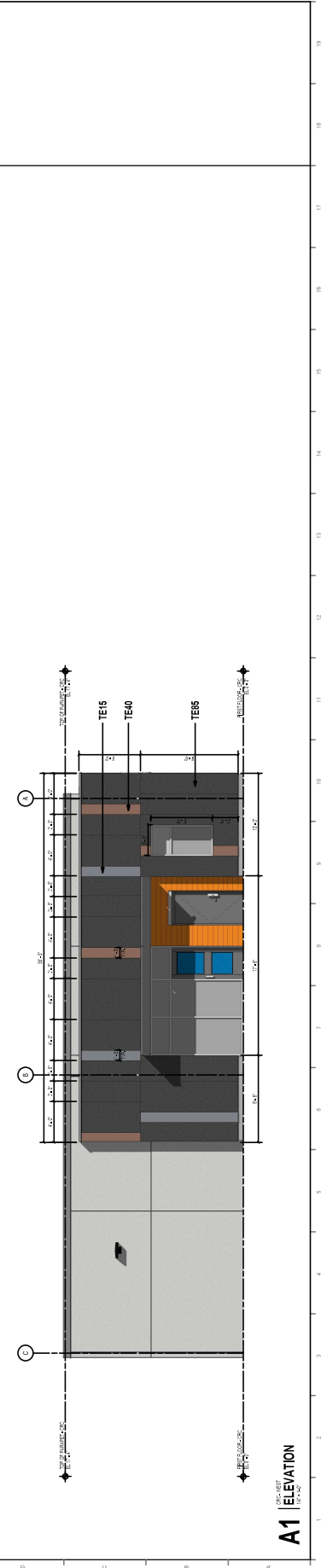
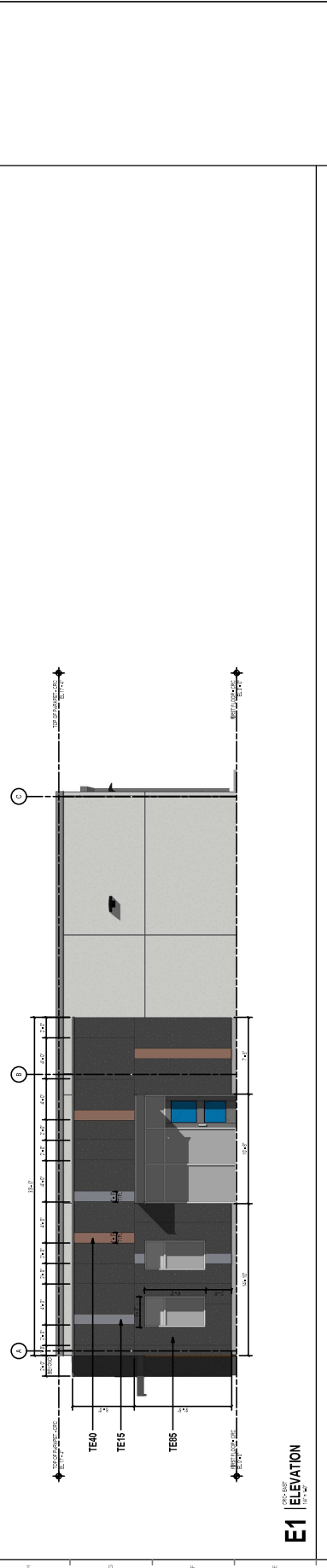
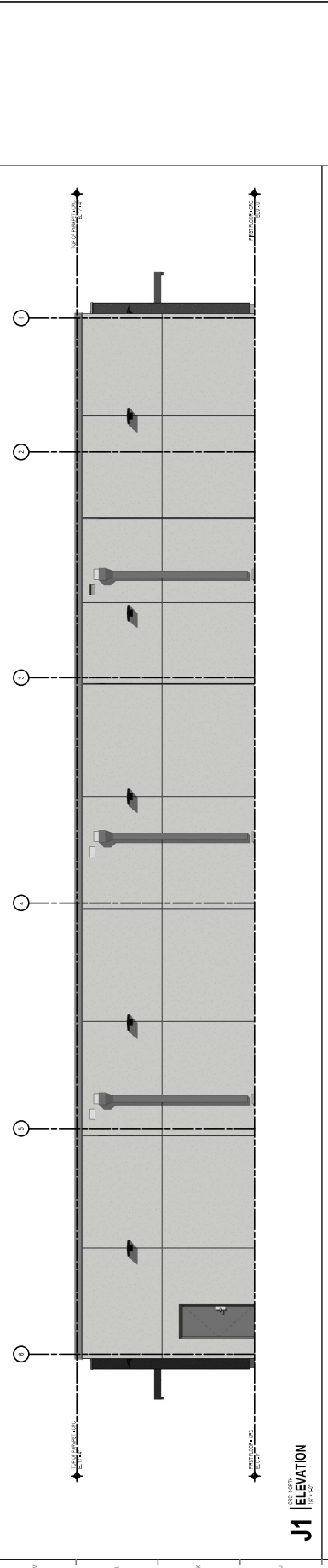
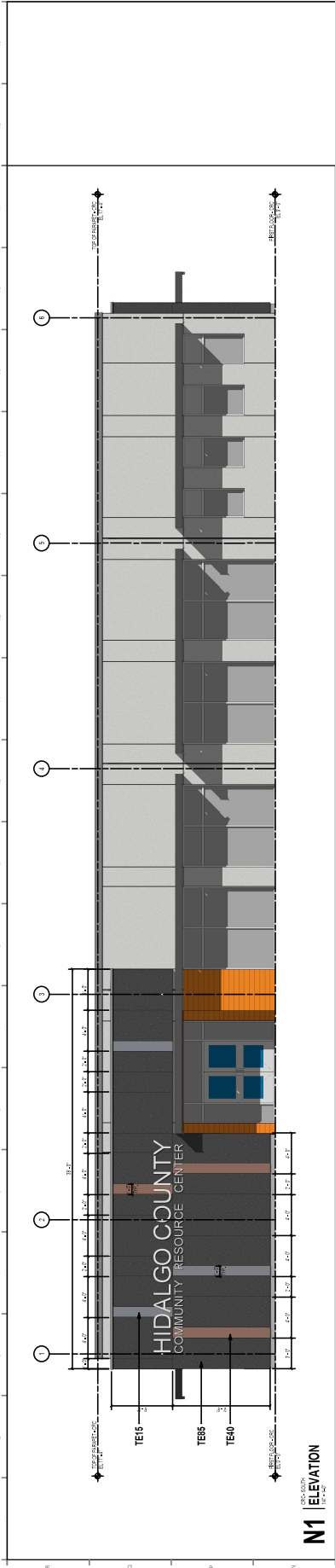
J1 ELEVATION
 NORTH CLINIC WEST
 1/8" = 1'-0"



E1 ELEVATION
 NORTH CLINIC SOUTH
 1/8" = 1'-0"



A1 ELEVATION
 NORTH CLINIC NORTH
 1/8" = 1'-0"

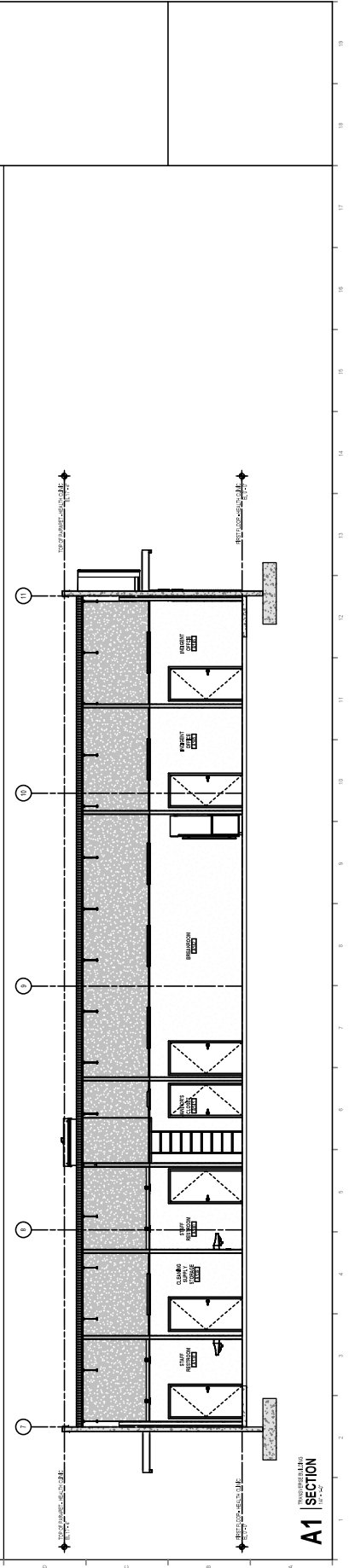
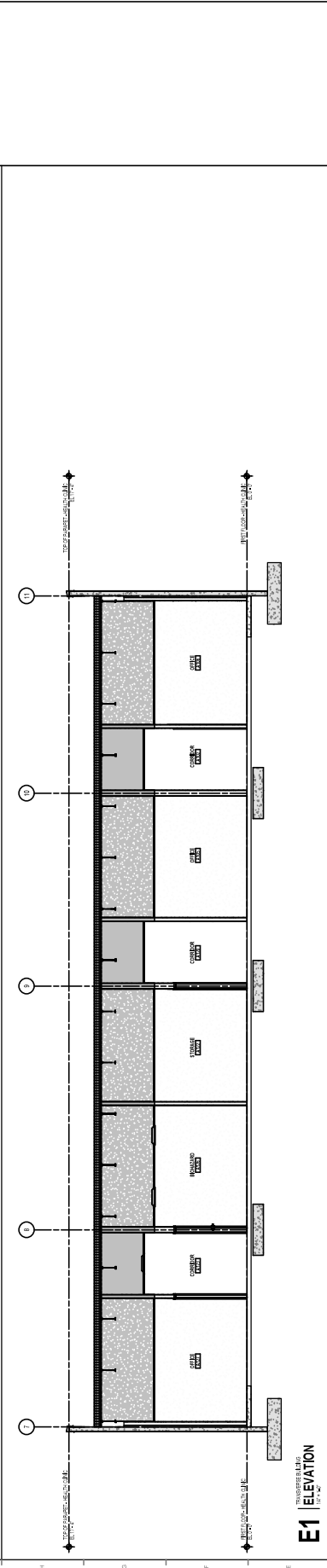
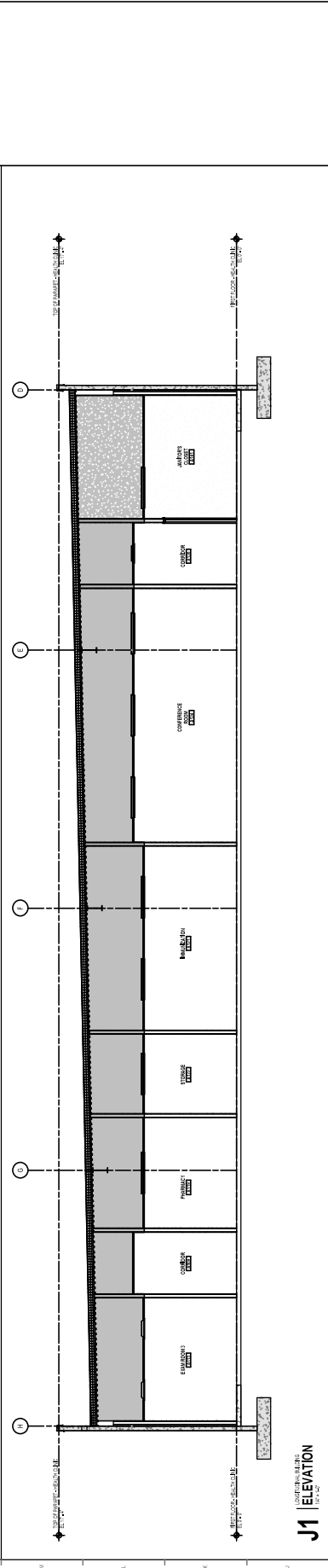
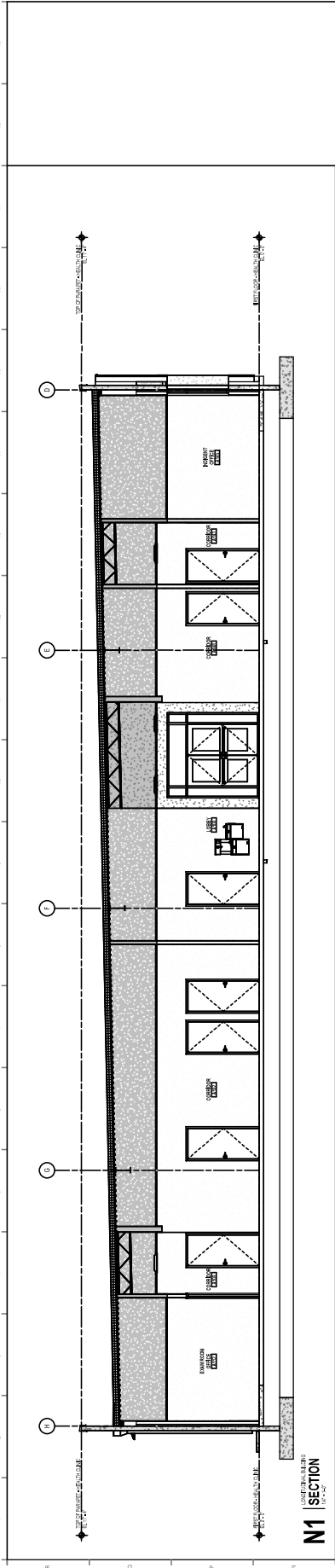


NOT FOR CONSTRUCTION
 THIS DRAWING IS THE PROPERTY OF ERO ENGINEERING & ARCHITECTURE, INC.
 IT IS TO BE USED ONLY FOR THE PROJECT AND SITE SPECIFICALLY IDENTIFIED HEREON.
 ANY REUSE OR MODIFICATION OF THIS DRAWING WITHOUT THE WRITTEN CONSENT OF ERO ENGINEERING & ARCHITECTURE, INC. IS PROHIBITED.

HIDALGO COUNTY EL PARAISO
 HIDALGO COUNTY
 1901 N. LOS EBANOS RD., ALTON, TX 78673
PROJECT

PROJECT NO.	2023-002
DATE	08/20/23
DESIGNED BY	ER
CHECKED BY	ER
DATE	08/20/23
SHEET NAME	
BUILDING SECTIONS - HEALTHCARE	

Worksheet: **AE301**
 Project Name: **HIDALGO COUNTY EL PARAISO**
 Date: 08/20/23



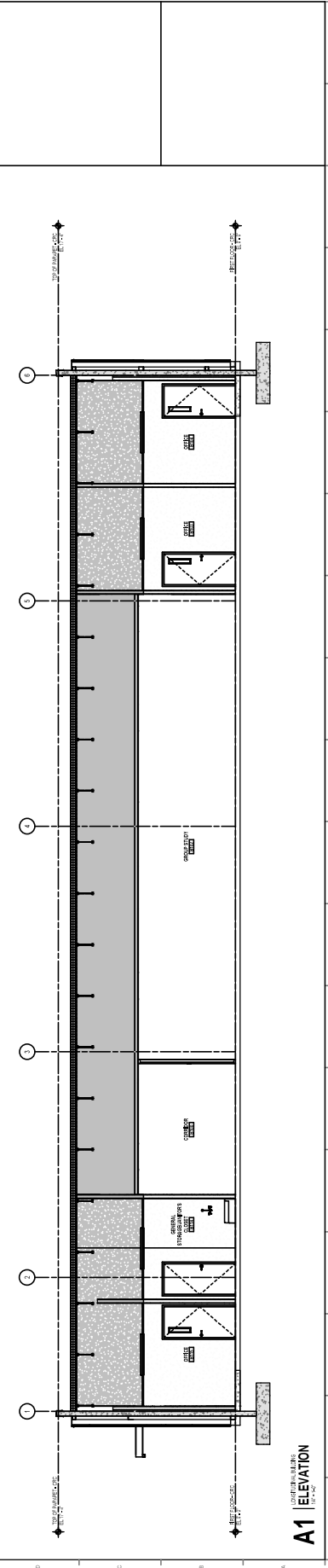
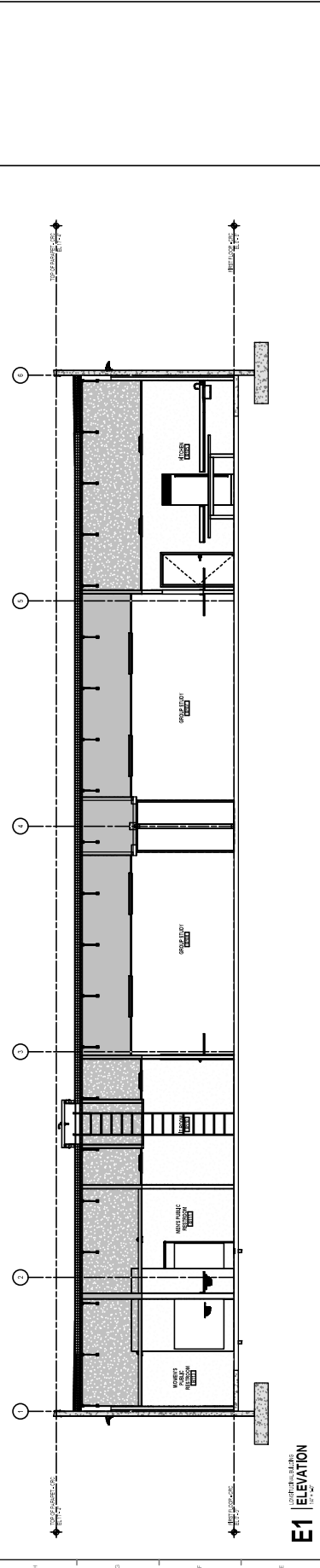
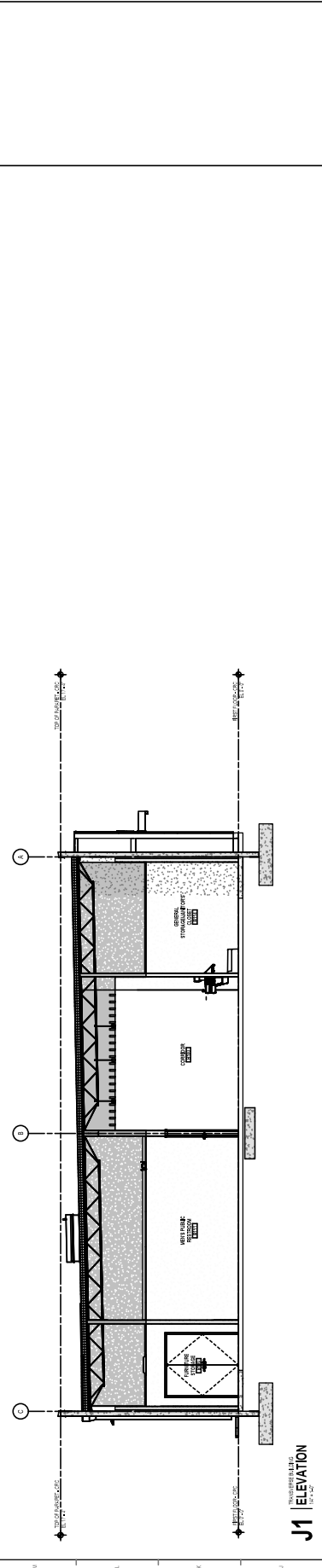
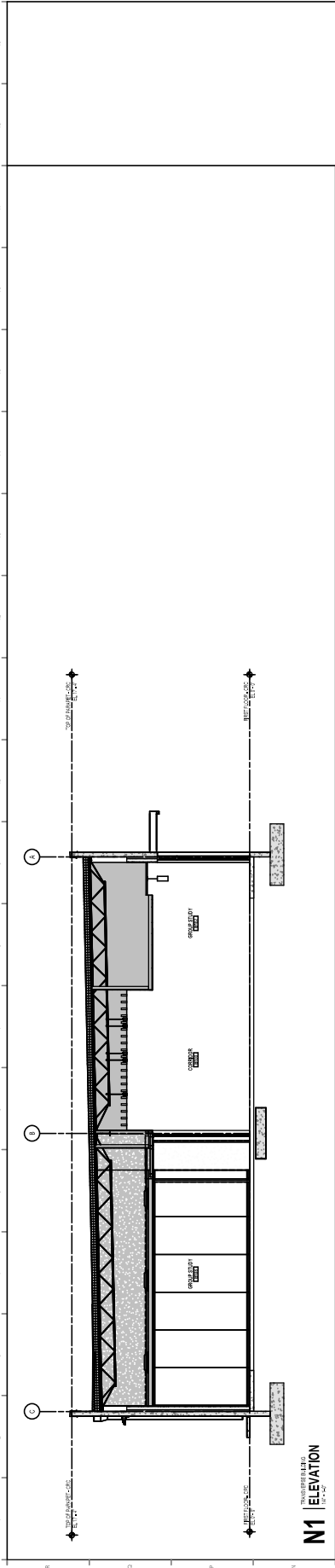
NOT TO SCALE
 ALL DIMENSIONS SHALL BE TO FACE UNLESS NOTED OTHERWISE
 ALL MATERIALS SHALL BE AS SHOWN UNLESS NOTED OTHERWISE
 ALL FINISHES SHALL BE AS SHOWN UNLESS NOTED OTHERWISE
 ALL WORK SHALL BE IN ACCORDANCE WITH THE LATEST EDITIONS OF THE INTERNATIONAL BUILDING CODES AND ALL APPLICABLE LOCAL ORDINANCES

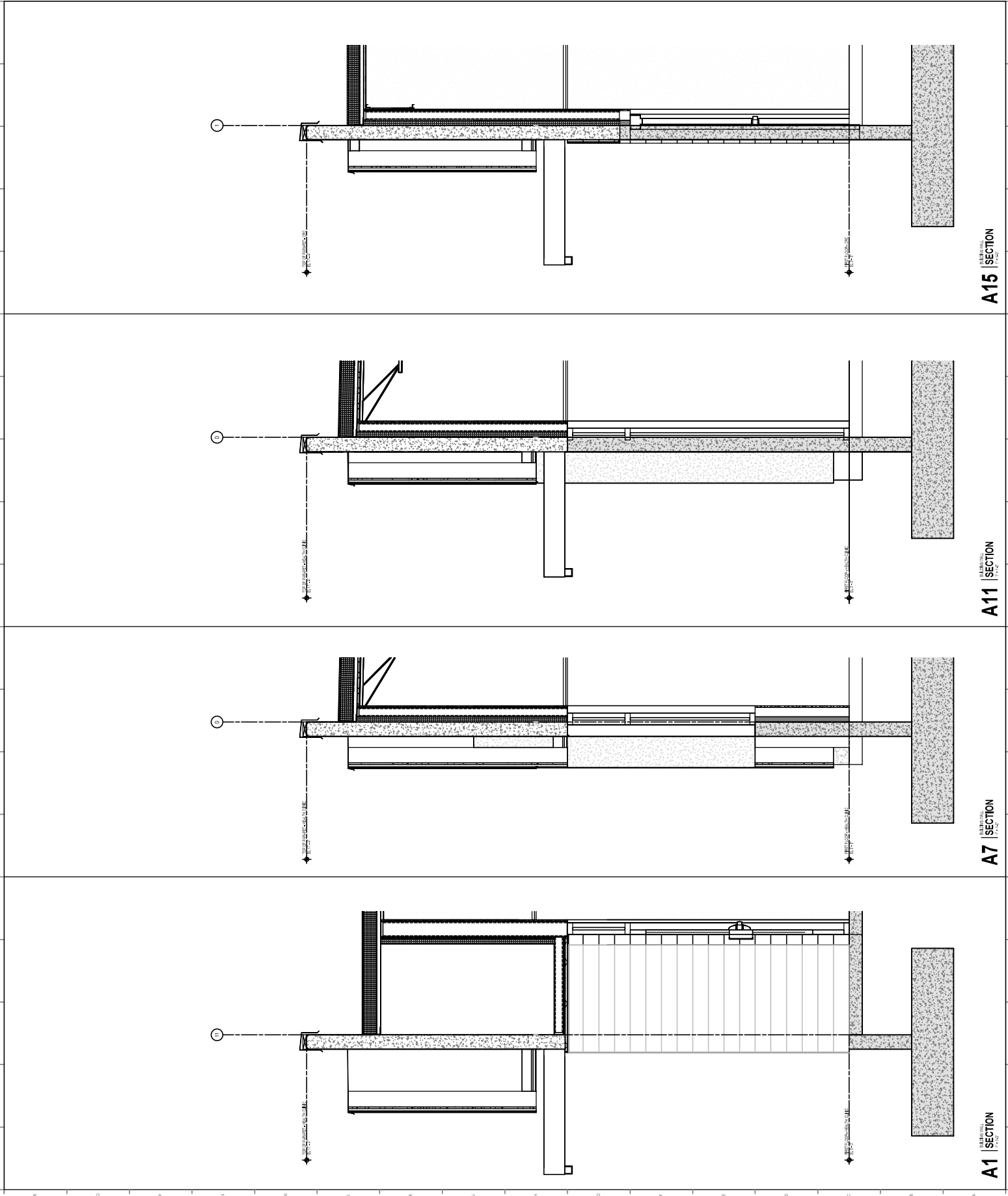
HIDALGO COUNTY EL PARAISO
 HIDALGO COUNTY
 1901 N. LOS EBANOS RD., ALTON, TX 78673
 PROJECT

NO.	REV.	DESCRIPTION

DRAWN BY: []
 CHECKED BY: []
 DATE: []
 SHEET NO.: []
 SHEET TITLE: []
 BUILDING SECTIONS - 01C

Worksheet: AE302
 Project Name: []
 User: []
 Date: []



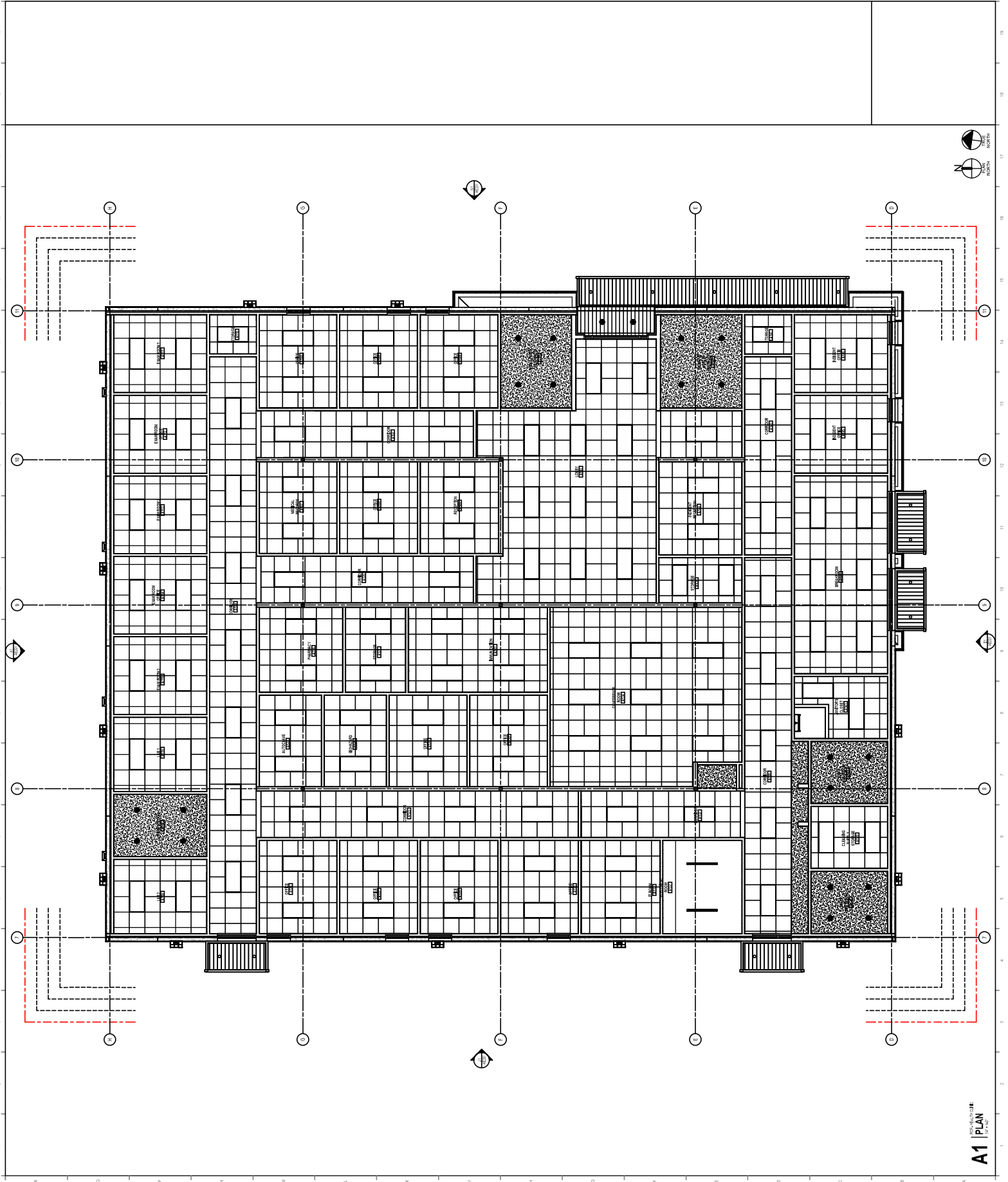


NOT FOR CONSTRUCTION
 THIS DRAWING IS THE PROPERTY OF ERO ENGINEERING & ARCHITECTURE, INC.
 IT IS TO BE USED ONLY FOR THE PROJECT AND SITE SPECIFICALLY IDENTIFIED HEREIN.
 ANY REUSE OR MODIFICATION OF THIS DRAWING WITHOUT THE WRITTEN CONSENT OF ERO ENGINEERING & ARCHITECTURE, INC. IS PROHIBITED.

HIDALGO COUNTY EL PARAISO
 HIDALGO COUNTY
 1901 N. LOS EBANOS RD., ALTON, TX 78673
PROJECT

PROJECT NO.	2023-0001
DATE	08/20/2023
OWNER	HIDALGO COUNTY
DESIGNER	ERO ENGINEERING & ARCHITECTURE, INC.
SCALE	AS SHOWN
SHEET NAME	PLAN
PROJECT NAME	HIDALGO COUNTY EL PARAISO
PROJECT LOCATION	1901 N. LOS EBANOS RD., ALTON, TX 78673

Sheet No. **AET01**
 Project Name
 Date: 08/20/2023



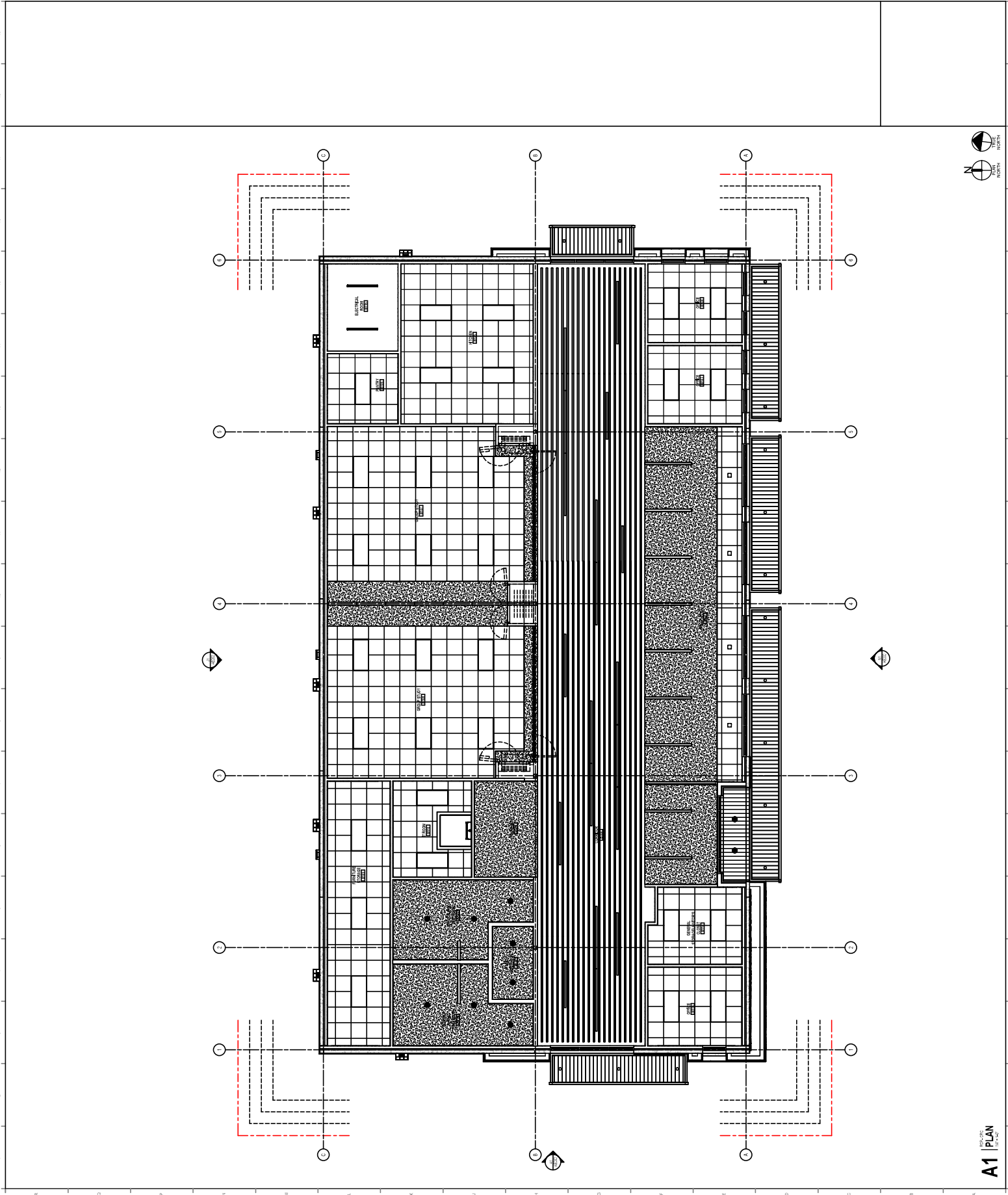
A1 PLAN
 1/8" = 1'-0"

NOT TO SCALE
 ALL DIMENSIONS SHALL BE AS SHOWN UNLESS OTHERWISE NOTED
 ALL WORK SHALL BE IN ACCORDANCE WITH THE LATEST EDITIONS OF THE INTERNATIONAL BUILDING CODES AND ALL APPLICABLE LOCAL ORDINANCES
 DATE: 08/20/2024

HIDALGO COUNTY EL PARAISO
 HIDALGO COUNTY
 PROJECT
 1901 N. LOS EBANOS RD., ALTON, TX 78873

PROJECT NO.	24-0022
DATE	08/20/2024
CLIENT	EL PARAISO
DESIGNER	ERO
SHEET NAME	PLAN
PROJECT NAME	HIDALGO COUNTY EL PARAISO
PROJECT LOCATION	1901 N. LOS EBANOS RD., ALTON, TX 78873

Worksheet
AE702
 Project Name
 1901 N. LOS EBANOS RD., ALTON, TX 78873



NOT TO SCALE
 ALL DIMENSIONS TO FACE UNLESS NOTED OTHERWISE
 ALL MATERIALS TO BE AS SHOWN UNLESS NOTED OTHERWISE
 ALL FINISHES TO BE AS SHOWN UNLESS NOTED OTHERWISE
 ALL WORK TO BE IN ACCORDANCE WITH THE LATEST EDITIONS OF THE INTERNATIONAL BUILDING CODES AND ALL APPLICABLE LOCAL, STATE AND FEDERAL REGULATIONS
 DATE: 08/20/2024

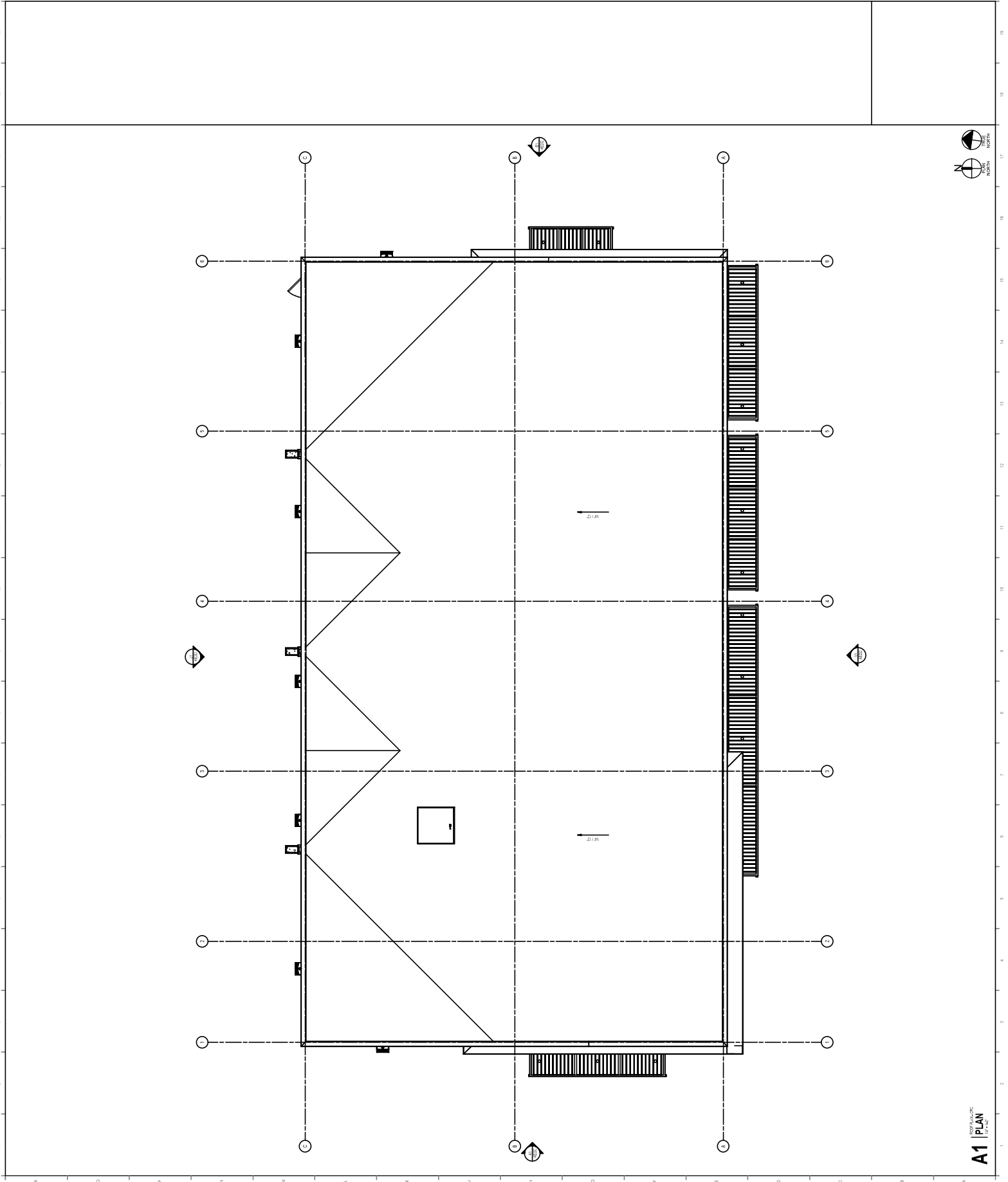
HIDALGO COUNTY EL PARAISO
 HIDALGO COUNTY
 PROJECT
 1901 N. LOS EBANOS RD., ALTON, TX 78673

NO.	REV.	DESCRIPTION

PROJECT NO: 24-002
 SHEET NO: 01
 SHEET TITLE: ROOF PLAN
 SHEET DATE: 08/20/2024
 ROOF PLAN-HIDALGO EL PARISO


Drawn By: [Blank]
 Project Date: [Blank]
 Project Name: [Blank]
 Project Location: [Blank]

SHEET NO: AE802
 Project Name: HIDALGO COUNTY EL PARAISO
 Project Location: HIDALGO COUNTY, TEXAS



A1 | ROOF PLAN
 1/8" = 1'-0"



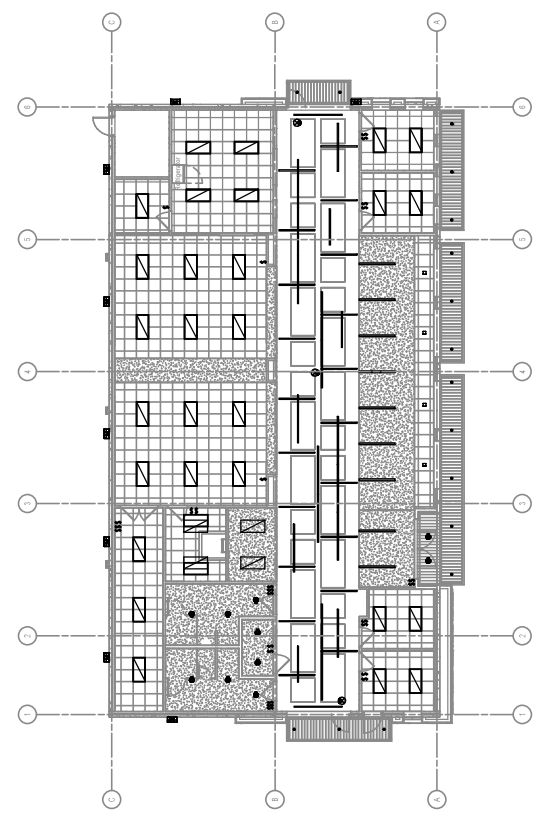


ELECTRICAL GENERAL NOTES


1. ALL WORK SHALL BE IN ACCORDANCE WITH THE NATIONAL ELECTRICAL CODE (NEC) AND THE NATIONAL FIRE ALARM AND SIGNAL CODE (NFPA 72).
2. THE CONTRACTOR SHALL BE RESPONSIBLE FOR OBTAINING ALL NECESSARY PERMITS FROM THE LOCAL JURISDICTION.
3. ALL WIRING SHALL BE INSTALLED IN ACCORDANCE WITH THE MANUFACTURER'S INSTRUCTIONS.
4. ALL ELECTRICAL WORK SHALL BE INSTALLED IN ACCORDANCE WITH THE LATEST EDITIONS OF THE NATIONAL ELECTRICAL CODE (NEC) AND THE NATIONAL FIRE ALARM AND SIGNAL CODE (NFPA 72).
5. ALL ELECTRICAL WORK SHALL BE INSTALLED IN ACCORDANCE WITH THE LATEST EDITIONS OF THE NATIONAL ELECTRICAL CODE (NEC) AND THE NATIONAL FIRE ALARM AND SIGNAL CODE (NFPA 72).
6. ALL ELECTRICAL WORK SHALL BE INSTALLED IN ACCORDANCE WITH THE LATEST EDITIONS OF THE NATIONAL ELECTRICAL CODE (NEC) AND THE NATIONAL FIRE ALARM AND SIGNAL CODE (NFPA 72).
7. ALL ELECTRICAL WORK SHALL BE INSTALLED IN ACCORDANCE WITH THE LATEST EDITIONS OF THE NATIONAL ELECTRICAL CODE (NEC) AND THE NATIONAL FIRE ALARM AND SIGNAL CODE (NFPA 72).
8. ALL ELECTRICAL WORK SHALL BE INSTALLED IN ACCORDANCE WITH THE LATEST EDITIONS OF THE NATIONAL ELECTRICAL CODE (NEC) AND THE NATIONAL FIRE ALARM AND SIGNAL CODE (NFPA 72).
9. ALL ELECTRICAL WORK SHALL BE INSTALLED IN ACCORDANCE WITH THE LATEST EDITIONS OF THE NATIONAL ELECTRICAL CODE (NEC) AND THE NATIONAL FIRE ALARM AND SIGNAL CODE (NFPA 72).
10. ALL ELECTRICAL WORK SHALL BE INSTALLED IN ACCORDANCE WITH THE LATEST EDITIONS OF THE NATIONAL ELECTRICAL CODE (NEC) AND THE NATIONAL FIRE ALARM AND SIGNAL CODE (NFPA 72).

ELECTRICAL KEYED NOTES

1. SEE



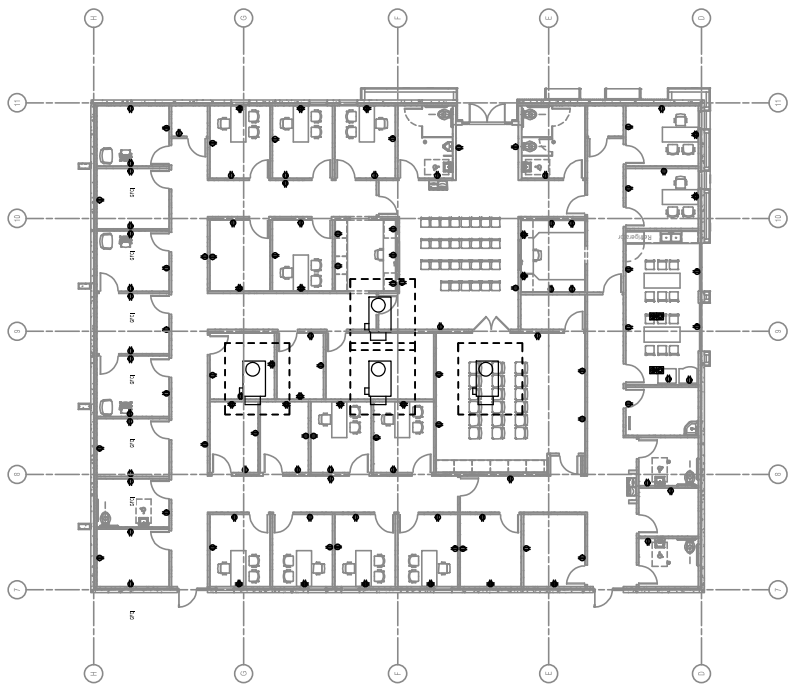
① First Floor Lighting Plan CRC
 1/8" = 1'-0"




ELECTRICAL GENERAL NOTES

1. ALL ELECTRICAL WORK SHALL BE IN ACCORDANCE WITH THE 2020 NATIONAL ELECTRICAL CODE (NEC) AND THE 2020 TEXAS ELECTRICAL CODE (TEC).
2. ALL ELECTRICAL WORK SHALL BE INSTALLED IN ACCORDANCE WITH THE MANUFACTURER'S INSTRUCTIONS AND THE NATIONAL ELECTRICAL CODE (NEC) AND THE TEXAS ELECTRICAL CODE (TEC).
3. ALL ELECTRICAL WORK SHALL BE INSTALLED IN ACCORDANCE WITH THE 2020 NATIONAL ELECTRICAL CODE (NEC) AND THE 2020 TEXAS ELECTRICAL CODE (TEC).
4. ALL ELECTRICAL WORK SHALL BE INSTALLED IN ACCORDANCE WITH THE 2020 NATIONAL ELECTRICAL CODE (NEC) AND THE 2020 TEXAS ELECTRICAL CODE (TEC).
5. ALL ELECTRICAL WORK SHALL BE INSTALLED IN ACCORDANCE WITH THE 2020 NATIONAL ELECTRICAL CODE (NEC) AND THE 2020 TEXAS ELECTRICAL CODE (TEC).
6. ALL ELECTRICAL WORK SHALL BE INSTALLED IN ACCORDANCE WITH THE 2020 NATIONAL ELECTRICAL CODE (NEC) AND THE 2020 TEXAS ELECTRICAL CODE (TEC).
7. ALL ELECTRICAL WORK SHALL BE INSTALLED IN ACCORDANCE WITH THE 2020 NATIONAL ELECTRICAL CODE (NEC) AND THE 2020 TEXAS ELECTRICAL CODE (TEC).
8. ALL ELECTRICAL WORK SHALL BE INSTALLED IN ACCORDANCE WITH THE 2020 NATIONAL ELECTRICAL CODE (NEC) AND THE 2020 TEXAS ELECTRICAL CODE (TEC).
9. ALL ELECTRICAL WORK SHALL BE INSTALLED IN ACCORDANCE WITH THE 2020 NATIONAL ELECTRICAL CODE (NEC) AND THE 2020 TEXAS ELECTRICAL CODE (TEC).
10. ALL ELECTRICAL WORK SHALL BE INSTALLED IN ACCORDANCE WITH THE 2020 NATIONAL ELECTRICAL CODE (NEC) AND THE 2020 TEXAS ELECTRICAL CODE (TEC).
11. ALL ELECTRICAL WORK SHALL BE INSTALLED IN ACCORDANCE WITH THE 2020 NATIONAL ELECTRICAL CODE (NEC) AND THE 2020 TEXAS ELECTRICAL CODE (TEC).
12. ALL ELECTRICAL WORK SHALL BE INSTALLED IN ACCORDANCE WITH THE 2020 NATIONAL ELECTRICAL CODE (NEC) AND THE 2020 TEXAS ELECTRICAL CODE (TEC).
13. ALL ELECTRICAL WORK SHALL BE INSTALLED IN ACCORDANCE WITH THE 2020 NATIONAL ELECTRICAL CODE (NEC) AND THE 2020 TEXAS ELECTRICAL CODE (TEC).
14. ALL ELECTRICAL WORK SHALL BE INSTALLED IN ACCORDANCE WITH THE 2020 NATIONAL ELECTRICAL CODE (NEC) AND THE 2020 TEXAS ELECTRICAL CODE (TEC).
15. ALL ELECTRICAL WORK SHALL BE INSTALLED IN ACCORDANCE WITH THE 2020 NATIONAL ELECTRICAL CODE (NEC) AND THE 2020 TEXAS ELECTRICAL CODE (TEC).
16. ALL ELECTRICAL WORK SHALL BE INSTALLED IN ACCORDANCE WITH THE 2020 NATIONAL ELECTRICAL CODE (NEC) AND THE 2020 TEXAS ELECTRICAL CODE (TEC).
17. ALL ELECTRICAL WORK SHALL BE INSTALLED IN ACCORDANCE WITH THE 2020 NATIONAL ELECTRICAL CODE (NEC) AND THE 2020 TEXAS ELECTRICAL CODE (TEC).
18. ALL ELECTRICAL WORK SHALL BE INSTALLED IN ACCORDANCE WITH THE 2020 NATIONAL ELECTRICAL CODE (NEC) AND THE 2020 TEXAS ELECTRICAL CODE (TEC).
19. ALL ELECTRICAL WORK SHALL BE INSTALLED IN ACCORDANCE WITH THE 2020 NATIONAL ELECTRICAL CODE (NEC) AND THE 2020 TEXAS ELECTRICAL CODE (TEC).
20. ALL ELECTRICAL WORK SHALL BE INSTALLED IN ACCORDANCE WITH THE 2020 NATIONAL ELECTRICAL CODE (NEC) AND THE 2020 TEXAS ELECTRICAL CODE (TEC).

ELECTRICAL REVISION NOTES



① First Floor Power Plan Clinic
 1/8" = 1'-0"

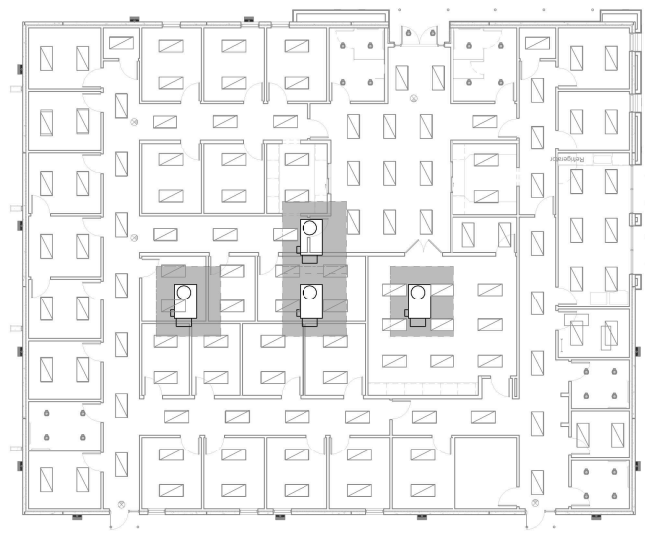


MECHANICAL GENERAL NOTES


1. PROVIDE ALL MECHANICAL EQUIPMENT AND INSTALLATION IN ACCORDANCE WITH THE MECHANICAL SPECIFICATIONS.
2. PROVIDE ALL MECHANICAL EQUIPMENT AND INSTALLATION IN ACCORDANCE WITH THE MECHANICAL SPECIFICATIONS.
3. PROVIDE ALL MECHANICAL EQUIPMENT AND INSTALLATION IN ACCORDANCE WITH THE MECHANICAL SPECIFICATIONS.
4. PROVIDE ALL MECHANICAL EQUIPMENT AND INSTALLATION IN ACCORDANCE WITH THE MECHANICAL SPECIFICATIONS.
5. PROVIDE ALL MECHANICAL EQUIPMENT AND INSTALLATION IN ACCORDANCE WITH THE MECHANICAL SPECIFICATIONS.
6. PROVIDE ALL MECHANICAL EQUIPMENT AND INSTALLATION IN ACCORDANCE WITH THE MECHANICAL SPECIFICATIONS.
7. PROVIDE ALL MECHANICAL EQUIPMENT AND INSTALLATION IN ACCORDANCE WITH THE MECHANICAL SPECIFICATIONS.
8. PROVIDE ALL MECHANICAL EQUIPMENT AND INSTALLATION IN ACCORDANCE WITH THE MECHANICAL SPECIFICATIONS.
9. PROVIDE ALL MECHANICAL EQUIPMENT AND INSTALLATION IN ACCORDANCE WITH THE MECHANICAL SPECIFICATIONS.
10. PROVIDE ALL MECHANICAL EQUIPMENT AND INSTALLATION IN ACCORDANCE WITH THE MECHANICAL SPECIFICATIONS.

MECHANICAL NOTES

1. PROVIDE ALL MECHANICAL EQUIPMENT AND INSTALLATION IN ACCORDANCE WITH THE MECHANICAL SPECIFICATIONS.
2. PROVIDE ALL MECHANICAL EQUIPMENT AND INSTALLATION IN ACCORDANCE WITH THE MECHANICAL SPECIFICATIONS.
3. PROVIDE ALL MECHANICAL EQUIPMENT AND INSTALLATION IN ACCORDANCE WITH THE MECHANICAL SPECIFICATIONS.
4. PROVIDE ALL MECHANICAL EQUIPMENT AND INSTALLATION IN ACCORDANCE WITH THE MECHANICAL SPECIFICATIONS.
5. PROVIDE ALL MECHANICAL EQUIPMENT AND INSTALLATION IN ACCORDANCE WITH THE MECHANICAL SPECIFICATIONS.
6. PROVIDE ALL MECHANICAL EQUIPMENT AND INSTALLATION IN ACCORDANCE WITH THE MECHANICAL SPECIFICATIONS.
7. PROVIDE ALL MECHANICAL EQUIPMENT AND INSTALLATION IN ACCORDANCE WITH THE MECHANICAL SPECIFICATIONS.
8. PROVIDE ALL MECHANICAL EQUIPMENT AND INSTALLATION IN ACCORDANCE WITH THE MECHANICAL SPECIFICATIONS.
9. PROVIDE ALL MECHANICAL EQUIPMENT AND INSTALLATION IN ACCORDANCE WITH THE MECHANICAL SPECIFICATIONS.
10. PROVIDE ALL MECHANICAL EQUIPMENT AND INSTALLATION IN ACCORDANCE WITH THE MECHANICAL SPECIFICATIONS.



① First Floor Mechanical Plan Clinic
 1/8" = 1'-0"

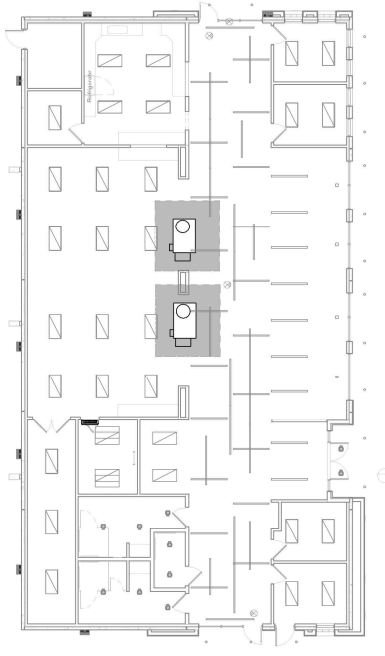


MECHANICAL GENERAL NOTES


1. REFER TO ALL MECHANICAL SCHEDULES FOR MATERIALS AND METHODS.
2. ALL MECHANICAL WORK SHALL BE IN ACCORDANCE WITH THE MECHANICAL SCHEDULES AND THE MECHANICAL CONTRACT.
3. ALL MECHANICAL WORK SHALL BE IN ACCORDANCE WITH THE MECHANICAL CONTRACT AND THE MECHANICAL SCHEDULES.
4. ALL MECHANICAL WORK SHALL BE IN ACCORDANCE WITH THE MECHANICAL CONTRACT AND THE MECHANICAL SCHEDULES.
5. ALL MECHANICAL WORK SHALL BE IN ACCORDANCE WITH THE MECHANICAL CONTRACT AND THE MECHANICAL SCHEDULES.
6. ALL MECHANICAL WORK SHALL BE IN ACCORDANCE WITH THE MECHANICAL CONTRACT AND THE MECHANICAL SCHEDULES.
7. ALL MECHANICAL WORK SHALL BE IN ACCORDANCE WITH THE MECHANICAL CONTRACT AND THE MECHANICAL SCHEDULES.
8. ALL MECHANICAL WORK SHALL BE IN ACCORDANCE WITH THE MECHANICAL CONTRACT AND THE MECHANICAL SCHEDULES.
9. ALL MECHANICAL WORK SHALL BE IN ACCORDANCE WITH THE MECHANICAL CONTRACT AND THE MECHANICAL SCHEDULES.
10. ALL MECHANICAL WORK SHALL BE IN ACCORDANCE WITH THE MECHANICAL CONTRACT AND THE MECHANICAL SCHEDULES.

MECHANICAL LISTED NOTES

1. REFER TO ALL MECHANICAL SCHEDULES FOR MATERIALS AND METHODS.
2. ALL MECHANICAL WORK SHALL BE IN ACCORDANCE WITH THE MECHANICAL SCHEDULES AND THE MECHANICAL CONTRACT.
3. ALL MECHANICAL WORK SHALL BE IN ACCORDANCE WITH THE MECHANICAL CONTRACT AND THE MECHANICAL SCHEDULES.
4. ALL MECHANICAL WORK SHALL BE IN ACCORDANCE WITH THE MECHANICAL CONTRACT AND THE MECHANICAL SCHEDULES.
5. ALL MECHANICAL WORK SHALL BE IN ACCORDANCE WITH THE MECHANICAL CONTRACT AND THE MECHANICAL SCHEDULES.
6. ALL MECHANICAL WORK SHALL BE IN ACCORDANCE WITH THE MECHANICAL CONTRACT AND THE MECHANICAL SCHEDULES.
7. ALL MECHANICAL WORK SHALL BE IN ACCORDANCE WITH THE MECHANICAL CONTRACT AND THE MECHANICAL SCHEDULES.
8. ALL MECHANICAL WORK SHALL BE IN ACCORDANCE WITH THE MECHANICAL CONTRACT AND THE MECHANICAL SCHEDULES.
9. ALL MECHANICAL WORK SHALL BE IN ACCORDANCE WITH THE MECHANICAL CONTRACT AND THE MECHANICAL SCHEDULES.
10. ALL MECHANICAL WORK SHALL BE IN ACCORDANCE WITH THE MECHANICAL CONTRACT AND THE MECHANICAL SCHEDULES.

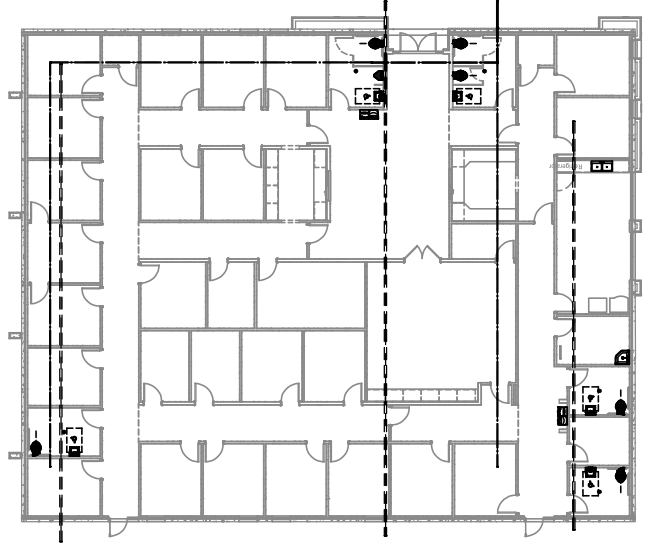


① First Floor Mechanical Plan CRC
1/8" = 1'-0"

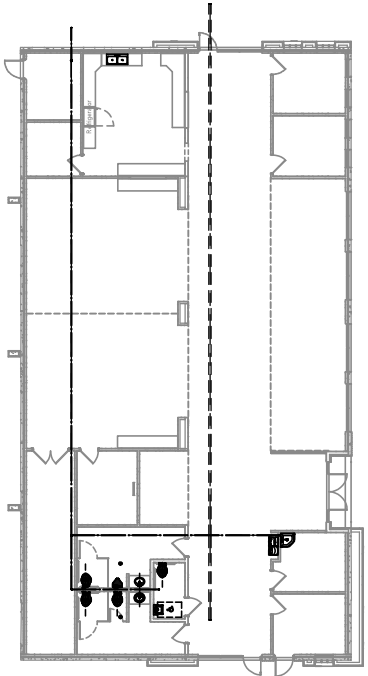



PLUMBING GENERAL NOTES

1. ALL WORK SHALL BE IN ACCORDANCE WITH THE LATEST EDITIONS OF THE UPC AND IPC.
2. ALL WORK SHALL BE IN ACCORDANCE WITH THE LATEST EDITIONS OF THE MHS AND MFC.
3. ALL WORK SHALL BE IN ACCORDANCE WITH THE LATEST EDITIONS OF THE MHS AND MFC.
4. ALL WORK SHALL BE IN ACCORDANCE WITH THE LATEST EDITIONS OF THE MHS AND MFC.
5. ALL WORK SHALL BE IN ACCORDANCE WITH THE LATEST EDITIONS OF THE MHS AND MFC.
6. ALL WORK SHALL BE IN ACCORDANCE WITH THE LATEST EDITIONS OF THE MHS AND MFC.
7. ALL WORK SHALL BE IN ACCORDANCE WITH THE LATEST EDITIONS OF THE MHS AND MFC.
8. ALL WORK SHALL BE IN ACCORDANCE WITH THE LATEST EDITIONS OF THE MHS AND MFC.
9. ALL WORK SHALL BE IN ACCORDANCE WITH THE LATEST EDITIONS OF THE MHS AND MFC.
10. ALL WORK SHALL BE IN ACCORDANCE WITH THE LATEST EDITIONS OF THE MHS AND MFC.



① First Floor Sewer Plumbing Plan Clinic
 1/8" = 1'-0"



① First Floor Sewer Plumbing Plan CRC
 1/8" = 1'-0"












Amendment #2 to C-21-0723-12-28

Final Audit Report


2023-03-28

Created:	2023-03-22
By:	Jasmin Cantu (jasmin.cantu@co.hidalgo.tx.us)
Status:	Canceled / Declined
Transaction ID:	CBJCHBCAABAAaVOhVafQficsSEZhkj6Qwsjpx1QWUArk

"Amendment #2 to C-21-0723-12-28" History

-  Document created by Jasmin Cantu (jasmin.cantu@co.hidalgo.tx.us)
2023-03-22 - 3:18:07 PM GMT
-  Document emailed to Brian Godinez (bgodinez@goero.com) for signature
2023-03-22 - 3:24:40 PM GMT
-  Email viewed by Brian Godinez (bgodinez@goero.com)
2023-03-22 - 7:05:04 PM GMT
-  Document e-signed by Brian Godinez (bgodinez@goero.com)
Signature Date: 2023-03-23 - 7:12:07 PM GMT - Time Source: server
-  Document emailed to Monica Salinas (monica.salinas@co.hidalgo.tx.us) for approval
2023-03-23 - 7:12:22 PM GMT
-  Email viewed by Monica Salinas (monica.salinas@co.hidalgo.tx.us)
2023-03-23 - 7:14:39 PM GMT
-  Document approved by Monica Salinas (monica.salinas@co.hidalgo.tx.us)
Approval Date: 2023-03-23 - 7:15:09 PM GMT - Time Source: server
-  Document emailed to ever.villarreal@co.hidalgo.tx.us for signature
2023-03-23 - 7:15:23 PM GMT
-  Email viewed by ever.villarreal@co.hidalgo.tx.us
2023-03-28 - 3:43:21 PM GMT
-  Signer ever.villarreal@co.hidalgo.tx.us entered name at signing as Everardo Villarreal
2023-03-28 - 3:44:14 PM GMT
-  Document e-signed by Everardo Villarreal (ever.villarreal@co.hidalgo.tx.us)
Signature Date: 2023-03-28 - 3:44:16 PM GMT - Time Source: server



 Document emailed to Eduardo Olivarez (eduardo.olivarez@hchd.org) for signature

2023-03-28 - 3:44:30 PM GMT

 Email viewed by Eduardo Olivarez (eduardo.olivarez@hchd.org)

2023-03-28 - 3:47:58 PM GMT

 Document canceled by Jasmin Cantu (jasmin.cantu@co.hidalgo.tx.us)

2023-03-28 - 4:35:03 PM GMT

Names and email addresses are entered into the Acrobat Sign service by Acrobat Sign users and are unverified unless otherwise noted.














Amendment #2 to C-21-0723-12-28 - Updated

Final Audit Report

2023-03-31

Created:	2023-03-28
By:	Jasmin Cantu (jasmin.cantu@co.hidalgo.tx.us)
Status:	Signed
Transaction ID:	CBJCHBCAABAAhGk1w8j4-KdAwPm8ZDMwMBBlxnp7_MSI

"Amendment #2 to C-21-0723-12-28 - Updated" History

-  Document created by Jasmin Cantu (jasmin.cantu@co.hidalgo.tx.us)
2023-03-28 - 4:37:04 PM GMT
-  Document emailed to Oscar Villarreal (oscar.rvillarreal@co.hidalgo.tx.us) for signature
2023-03-28 - 4:41:11 PM GMT
-  Email sent to Jasmin Cantu (jasmin.cantu@co.hidalgo.tx.us) bounced and could not be delivered
2023-03-28 - 4:42:07 PM GMT
-  Email viewed by Oscar Villarreal (oscar.rvillarreal@co.hidalgo.tx.us)
2023-03-28 - 5:40:30 PM GMT
-  Document e-signed by Oscar Villarreal (oscar.rvillarreal@co.hidalgo.tx.us)
Signature Date: 2023-03-28 - 5:45:16 PM GMT - Time Source: server
-  Document emailed to Eduardo Olivarez (eduardo.olivarez@hchd.org) for signature
2023-03-28 - 5:45:45 PM GMT
-  Email sent to Jasmin Cantu (jasmin.cantu@co.hidalgo.tx.us) bounced and could not be delivered
2023-03-28 - 5:46:33 PM GMT
-  Email viewed by Eduardo Olivarez (eduardo.olivarez@hchd.org)
2023-03-28 - 6:03:57 PM GMT
-  Document e-signed by Eduardo Olivarez (eduardo.olivarez@hchd.org)
Signature Date: 2023-03-29 - 6:17:38 PM GMT - Time Source: server
-  Document emailed to michelle.lopez@da.co.hidalgo.tx.us for signature
2023-03-29 - 6:18:02 PM GMT
-  Email sent to Jasmin Cantu (jasmin.cantu@co.hidalgo.tx.us) bounced and could not be delivered
2023-03-29 - 6:18:58 PM GMT



 Email viewed by michelle.lopez@da.co.hidalgo.tx.us

2023-03-30 - 2:01:02 PM GMT

 Email sent to michelle.lopez@da.co.hidalgo.tx.us bounced and could not be delivered

2023-03-30 - 2:02:02 PM GMT

 Email sent to michelle.lopez@da.co.hidalgo.tx.us bounced and could not be delivered

2023-03-30 - 2:02:17 PM GMT

 Signer michelle.lopez@da.co.hidalgo.tx.us entered name at signing as Michelle Lopez

2023-03-30 - 2:40:17 PM GMT

 Document e-signed by Michelle Lopez (michelle.lopez@da.co.hidalgo.tx.us)

Signature Date: 2023-03-30 - 2:40:19 PM GMT - Time Source: server

 Document emailed to countyjudge@co.hidalgo.tx.us for signature

2023-03-30 - 2:40:43 PM GMT

 Email viewed by countyjudge@co.hidalgo.tx.us

2023-03-30 - 2:41:37 PM GMT

 Email sent to Jasmin Cantu (jasmin.cantu@co.hidalgo.tx.us) bounced and could not be delivered

2023-03-30 - 2:41:47 PM GMT

 Email sent to countyjudge@co.hidalgo.tx.us bounced and could not be delivered


2023-03-30 - 2:42:32 PM GMT

 Email sent to countyjudge@co.hidalgo.tx.us bounced and could not be delivered

2023-03-30 - 4:18:52 PM GMT

 Signer countyjudge@co.hidalgo.tx.us entered name at signing as Richard F Cortez

2023-03-30 - 6:05:33 PM GMT

 Document e-signed by Richard F Cortez (countyjudge@co.hidalgo.tx.us)

Signature Date: 2023-03-30 - 6:05:35 PM GMT - Time Source: server

 Document emailed to carolyn.thornton@co.hidalgo.tx.us for approval

2023-03-30 - 6:05:59 PM GMT

 Email sent to Jasmin Cantu (jasmin.cantu@co.hidalgo.tx.us) bounced and could not be delivered

2023-03-30 - 6:06:47 PM GMT

















 Email viewed by carolyn.thornton@co.hidalgo.tx.us

2023-03-30 - 6:13:02 PM GMT

 Email sent to carolyn.thornton@co.hidalgo.tx.us bounced and could not be delivered

2023-03-30 - 6:14:02 PM GMT



-  Email sent to carolyn.thornton@co.hidalgo.tx.us bounced and could not be delivered
2023-03-30 - 6:14:07 PM GMT
-  Signer carolyn.thornton@co.hidalgo.tx.us entered name at signing as Carolyn Thornton
2023-03-30 - 8:36:04 PM GMT
-  Document approved by Carolyn Thornton (carolyn.thornton@co.hidalgo.tx.us)
Approval Date: 2023-03-30 - 8:36:06 PM GMT - Time Source: server
-  Document emailed to arturo.guajardo@co.hidalgo.tx.us for signature
2023-03-30 - 8:36:29 PM GMT
-  Email sent to Carolyn Thornton (carolyn.thornton@co.hidalgo.tx.us) bounced and could not be delivered
2023-03-30 - 8:36:37 PM GMT
-  Email sent to Carolyn Thornton (carolyn.thornton@co.hidalgo.tx.us) bounced and could not be delivered
2023-03-30 - 8:36:48 PM GMT
-  Email sent to Jasmin Cantu (jasmin.cantu@co.hidalgo.tx.us) bounced and could not be delivered
2023-03-30 - 8:37:27 PM GMT
-  Email viewed by arturo.guajardo@co.hidalgo.tx.us
2023-03-31 - 3:43:11 PM GMT
-  Signer arturo.guajardo@co.hidalgo.tx.us entered name at signing as Arturo Guajardo Jr.
2023-03-31 - 3:44:05 PM GMT
-  Document e-signed by Arturo Guajardo Jr. (arturo.guajardo@co.hidalgo.tx.us)
Signature Date: 2023-03-31 - 3:44:07 PM GMT - Time Source: server
-  Email sent to Arturo Guajardo Jr. (arturo.guajardo@co.hidalgo.tx.us) bounced and could not be delivered
2023-03-31 - 3:44:12 PM GMT
-  Email sent to Arturo Guajardo Jr. (arturo.guajardo@co.hidalgo.tx.us) bounced and could not be delivered
2023-03-31 - 3:44:12 PM GMT
-  Document emailed to Carolyn Thornton (carolyn.thornton@co.hidalgo.tx.us) for approval
2023-03-31 - 3:44:32 PM GMT
-  Email sent to Jasmin Cantu (jasmin.cantu@co.hidalgo.tx.us) bounced and could not be delivered
2023-03-31 - 3:45:22 PM GMT
-  Email viewed by Carolyn Thornton (carolyn.thornton@co.hidalgo.tx.us)
2023-03-31 - 3:52:33 PM GMT
-  Document approved by Carolyn Thornton (carolyn.thornton@co.hidalgo.tx.us)
Approval Date: 2023-03-31 - 3:53:07 PM GMT - Time Source: server



✔ Agreement completed.

2023-03-31 - 3:53:07 PM GMT

Names and email addresses are entered into the Acrobat Sign service by Acrobat Sign users and are unverified unless otherwise noted.



Powered by
Adobe
Acrobat Sign