

MINUTES

COMMUNITY SERVICES COMMISSION OF THE CITY OF LA HABRA

Wednesday, May 13, 2020

FINAL: These Minutes were approved at the June 10, 2020, Commission meeting.

Chair Surich called the Regular Meeting of the Community Services Commission to order at 3:00 p.m. via Zoom teleconference call in La Habra, California.

COMMISSIONERS PRESENT: Garcia, Kempker, Laveaga, Schmidt, Surich and Trujillo (Late).

OTHER OFFICIALS PRESENT: Kelly Fujio, Director of Community Services, Kimberly Albarian, Community Services Manager & Catherine Villanueva, Child Development Manager

PLEDGE OF ALLEGIANCE: N/A

I. PUBLIC COMMENTS: None

II. CONSENT CALENDAR:

MOVED BY Commissioner Schmidt, seconded by Commissioner Kempker and CARRIED UNANIMOUSLY (5-0), TO APPROVE THE COMMUNITY SERVICES COMMISSION MINUTES OF APRIL 8, 2020.

Said motion CARRIED by the following roll call vote:

AYES: Commissioners Garcia, Kempker, Laveaga, Schmidt, Surich
NOES: NONE
ABSENT: Trujillo
ABSTAIN: NONE

III. CONSIDERATION ITEMS:

A. CHILD DEVELOPMENT

Discussion, review, and approval of the Child Development Monthly Reports.

Recommendation: That the Community Services Commission discuss, review and approve the Child Development Manager's Monthly Status Report for Early Head Start, Cost Reimbursement Report, Monthly Program Report and CACFP Report.

Moved by Commissioner Kempker, seconded by Commissioner Laveaga, and CARRIED (5-0) TO APPROVE THE CHILD DEVELOPMENT MANAGER'S MONTHLY REPORT, THE HEAD START COST REIMBURSEMENT REPORT, THE MONTHLY PROGRAM REPORT AND THE CACFP REPORT.

Said motion CARRIED by the following roll call vote:

AYES: Commissioners Garcia, Kempker, Laveaga, Schmidt, Surich,
NOES: NONE
ABSENT: Commissioner Trujillo
ABSTAIN: NONE

Moved by Commissioner Schmidt, seconded by Commissioner Kempker, and CARRIED (5-0) TO APPROVE THE CHILD OUTCOME REPORT, 2ND ASSESSMENT PERIOD FOR THE 2019-2020 SCHOOL YEAR.

Said motion CARRIED by the following roll call vote:

AYES: Commissioners Garcia, Kempker, Laveaga, Schmidt, Surich
NOES: NONE
ABSENT: Commissioner Trujillo
ABSTAIN: NONE

B. COVID 19 UPDATE REGARDING SPECIAL EVENTS AND PROGRAMS

Director of Community Services Fujio updated the Commission on Special Events that have been cancelled due to Covid19. During this time, the Community Services Department has shifted attention to assist with the following programs:

- Community Care Resource Center – Food Distribution
- Meals on Wheels and Congregate Meal Delivery Program
- Park It Market
- Graffiti Abatement Program
- Park Monitoring
- Reopening Plan for City Facilities

C. JOIN THE CONVERSATION

Director of Community Services Fujio encouraged the Commission to participate by completing a community survey to help prioritize funding in the City. Please share with family, friends, neighbors and residents of La Habra. The survey and additional information are on the City's website: www.lahabraca.gov

I. ADMINISTRATIVE MATTERS:

Director of Community of Community Services Fujio gave an update on the Employment & Training Workforce Investment Act funding that was received to manage all 8 locations throughout the County of Orange over a 4-year period. CDBG funds will assist with an adult resource and job placement program.

II. COMMISSIONER DISCUSSION:

The Commission discussed ideas for recognizing La Habra seniors graduating from high school. Ideas included: Funnel cakes provided by the Lions Club, Letter from the Mayor and Scholarship Fund. The Scholarship Fund committee will be added to the Commission subcommittee list.

III. ADJOURNMENT:

Chair Surich adjourned the Commission meeting at 4:25 p.m. to Wednesday, June 10, 2020, in the City Council Chamber, 100 East La Habra Boulevard, La Habra, California.

Respectfully submitted,



Kimberly Albarian,
Recording Secretary

APPROVAL: This is to certify that these Minutes were approved by the La Habra City Council on _____.

Laurie Swindell, CMC
City Clerk

**CITY OF LA HABRA
EARLY HEAD START PROGRAM
MONTHLY REPORT
2019-2020 FISCAL SCHOOL YEAR**

For Consideration for meeting dated May 13, 2020

Program Information Summary (PIS) Report: March 2020 (Attachment 1)

Section A: Agency Profile

Item	Previous Month Report	Current Month Report
Funded Enrollment	50	50
Number Enrolled (Cumulative)		
Number of Children	62	62
Number of Pregnant Moms	2	2
Number in the Waiting list	3	6
Enrollment by Eligibility		
Below 100% Poverty Line	34	37
Categorically Eligible	17	13
Over-Income	13	14

Section B: Staff and Qualifications

Item	Supervisor	Home Base Educator
Total Number of Child Development Staff by Position	1	3
With a BA Degree	1	2
With an AA Degree	0	1
Without a Degree, enrolled with a Walver	0	0

Section C: Child and Family Services

Item	Previous Month Report	Current Month Report
Number of Children/ Pregnant Women with Health Insurance	63	63
Number of Children with an Ongoing Source of Continuous, Accessible Health Care (Medical Home)	58	58
Number of children up-to-date with well-baby checks	33	33
Number of children with expired well-baby checks	23	8

Number of children with expired well-baby checks 30 days or less	10	11
Number of children who are up-to-date with Immunizations	60	60
Number of children with continuous accessible dental care (Dental Home)	58	58
Number of children who are up-to-date with oral health care	61	63
Number of children with expired oral health care	18	29
Number of children with an IFSP	19	18

Family Partnership Agreements

Item	Previous Month Report	Current Month Report
Total Number of FPA's introduced	54	55
Total Number of FPA's completed	56	47
Total Number of FPA's with an established goal	56	61
Home based services (Month) Visits Completed	133	191
Home based services (year to date) Visits Completed	1327	1519
Number of Socializations (Month)	17	1
Number of Socializations (year to date)	157	158

Monitoring Report:

Financial Reports:

- Attached is the Cost Report for February 2020 and the amount requested is **\$30,373.30 (Attachment 2)**
 - Total In-kind to-date is **\$114,922.25 (of \$120,283.00)**
- Attached is the Credit Card Reports for March 2020. **(Attachment 3)**

CACFP Reports:

- The total reimbursement for the month of March 2020 is **\$12,663.70 (Attachment 4)**
 - Note: EHS does not have a CACFP program because it is a home-based program option.*
- Attached is the Food Revenue and Expenditures analysis thru March 2020. **(Attachment 5)**

Information Shared:

- *Training:* Partnering with Families to Improve Economic Stability During and After COVID-19 & COVID19 Policy Resources for HS Parents and Caregivers **(Attachment 6)**
- Program Instruction: FY 2020 Head Start Funding Increase **(Attachment 7)**
- Program Instruction: FY 2020 Supplemental Funds in Response to Coronavirus Disease 2019 (COVID-19) **(Attachment 8)**

Action Items, For Approval:

- Child Outcome Report, 2nd Assessment Period for the 2019-2020 SY **(Attachment 9)**

Monthly Program Information Summary Data Collection Worksheet

Delegate La Habra: Early Head Start

* Use ChildPlus Report (9700) and audit reports where noted

Report due on or before the 5th of each month

2019		2020											
Jul	Aug	Sep	Oct	Nov	Dec	Jan	Feb	Mar	Apr	May	Jun		
8/6	9/4	10/4	11/5	12/5	1/6	2/5	3/5						

A. ENROLLMENT & PROGRAM OPTIONS

AMPCUMONT

1. Enrollment Year

- a. Start Date
- b. End Date

7/1	7/1	7/1	7/1	7/1	7/1	7/1	7/1	7/1	7/1	7/1	7/1	7/1	7/1
6/30	6/30	6/30	6/30	6/30	6/30	6/30	6/30	6/30	6/30	6/30	6/30	6/30	6/30

FUNDED ENROLLMENT

2. Funded Head Start or Early Head Start Enrollment

- a. Head Start/Early Head Start Funded Enrollment, as identified on NOA

50	50	50	50	50	50	50	50	50	50	50	50	50	50
----	----	----	----	----	----	----	----	----	----	----	----	----	----

3. Center-based option - 5 days per week

- a. Full-day enrollment

- 1. Of these, the number available as full-working-day enrollment
 - a. Of these, the number available for the full-calendar-year

- b. Part-day enrollment

- 1. Of these, the number in double sessions

4. Center-based option - 4 days per week

- a. Full-day enrollment

- b. Part-day enrollment

- 1. Of these, the number in double sessions

- 5. Home-based option

- 6. Combination option

- 7. Family child care option

- a. Of these, the number available as full-working-day enrollment

- 1. Of these, the number available for the full-calendar-year

- 8. Locally Designed Option

CLASSES AND GROUPS

12. Total number of classes operated

- a. Of these, the number of double session classes

CUMULATIVE ENROLLMENT

13. Cumulative enrollment by child age (9700/9702):

- a. Under 1 year

- b. 1 year old

- c. 2 years old

AutoSum	49	50	53	55	56	61	62	62
	11	11	12	14	16	17	20	21
	16	16	16	16	16	17	17	17
	22	22	22	23	23	24	24	24

Monthly Program Information Summary Data Collection Worksheet

Delegate La Habra: Early Head Start

* Use ChildPlus Report (9700) and audit reports where noted

Report due on or before the 5th of each month

- d. 3 years old
- e. 4 years old
- f. 5 years and older

14. Total cumulative enrollment of pregnant women (EHS programs) (9700/9740)

CUMULATIVE ENROLLMENT BY TYPE OF ELIGIBILITY

16. Cumulative enrollment by eligibility (9700/9702):

- a. Income below 100% of federal poverty line
- b. Receipt of public assistance such as TANF, SSI
- c. Status as a foster child - # children only
- d. Status as homeless
- e. Over income
- f. Enrollees exceeding the allowed over income enrollment with family incomes between 100% and 130% of the federal poverty guideline

2019		2020									
Jul	Aug	Sep	Oct	Nov	Dec	Jan	Feb	Mar	Apr	May	Jun
8/6	9/4	10/4	11/5	12/5	1/6	2/5	3/5				
0	0	0	0	0	0	0	0	0	0	0	0
1	1	1	1	1	1	1	2	2	2	2	2

AutoSum	50	50	51	54	56	57	63	64	64	64
	34	34	29	30	31	31	33	34	37	
	4	4	4	4	4	4	5	5	5	
	2	2	2	2	2	2	2	2	2	
	2	2	7	8	9	10	10	10	6	
	3	3	4	5	5	5	7	7	7	
	5	5	5	5	5	5	6	6	7	

PRIOR ENROLLMENT

18. Enrolled in Head Start or Early Head Start for (9700/9702):

- a. The second year
- b. Three or more years

TURNOVER IN ENROLLMENT (9700/9701)

19. Total number of children who dropped out any time after classes or home visits began and did not re-enroll

- a. The number of children who were in class less than 45 days

TRANSITION AND TURNOVER (EHS programs) (9700/9701)

20. Total number of children who dropped out any time after classes or home visits began and did not re-enroll

- a. The number of children who were enrolled less than 45 days

21. Total number of pregnant women who left the program after receiving early head start services but before the birth of their infant, and did not re-enroll (9700/9741)

24	24	24	24	24	24	24	24	24	24	24
13	13	13	13	13	13	13	13	13	13	13

		4	5	5	6	14	14	17		
0	0	0	0	0	0	0	0	0	0	0
0	0	0	0	0	0	0	0	0	0	0

Waitlist (2006) / Enrollment (2007) / Average Daily Attendance (Center-based Programs) (2301)

Number of children on Waitlist
 Monthly Enrollment
 Average Daily Attendance

1	3	7	5	4	4	4	3	6		
50	50	50	50	51	50	50	50	45		

Monthly Program Information Summary Data Collection Worksheet

Delegate La Habra: Early Head Start

* Use ChildPlus Report (9700) and audit reports where noted

Report due on or before the 5th of each month

2019												2020					
Jul	Aug	Sep	Oct	Nov	Dec	Jan	Feb	Mar	Apr	May	Jun						
8/6	9/4	10/4	11/5	12/5	1/6	2/5	3/5										

B. PROGRAM STAFF & QUALIFICATIONS

(Agency Preference)

Home Base Educators

9. Total number of child development staff by position

Of B.9, the number with the following degrees:

a. An advanced degree (MA) in:

- 1. Social work/Licensed clinical social worker (LCSW)/Licensed master social worker (LMSW)
- 2. Marriage and family therapy/Licensed marriage and family therapist (LMFT)
- 3. Psychology
- 4. Sociology
- 5. Human services (include related areas such as child and family services or social services)
- 6. Nursing plus Nurse Practitioner (NP) license
- 7. Early childhood education
- 8. Other

AutoSum

5	5	5	5	5	5	5	5	5	5	5	5	3					
5	5	5	5	5	5	5	5	5	5	5	5	3					

b. A Baccalaureate degree (BA) in:

- 1. Social work
- 2. Psychology
- 3. Sociology
- 4. Human services (include related areas such as child and family services or social services)
- 5. Nursing plus Registered Nurse (RN) license
- 6. Early childhood education
- 7. Other

1	1	1	1	1	1	1	1	1	1	1	1	1					
2	2	2	2	2	2	2	2	2	2	2	2	1					

c. An associate degree (AA) in:

- 1. Social work
- 2. Psychology
- 3. Sociology
- 4. Human services (include related areas such as child and family services or social services)
- 5. Nursing plus Registered Nurse (RN) license
- 6. Early childhood education
- 7. Other

1	1	1	1	1	1	1	1	1	1	1	1	1					
1	1	1	1	1	1	1	1	1	1	1	1	1					

d. License, certification, or credential held:

- 1. Nursing, non-RN, i.e. LPN, CNA, etc.

--	--	--	--	--	--	--	--	--	--	--	--	--	--	--	--	--	--

Monthly Program Information Summary Data Collection Worksheet

Delegate La Habra: Early Head Start

* Use ChildPlus Report (9700) and audit reports where noted

Report due on or before the 5th of each month

	2019					2020						
	Jul	Aug	Sep	Oct	Nov	Dec	Jan	Feb	Mar	Apr	May	Jun
	8/6	9/4	10/4	11/5	12/5	1/6	2/5	3/5				
	1	1	1	1	1	1	1	1	1	0		

- Family development credential (FDC)
- Child development associate credential (CDA)
- State-awarded certification, credential, or license appropriate to the option in which they are working, i.e. home-based option or family child care option
- Other

e. Of the child development staff by position, the number who do not have the qualifications listed in B.9.a through B.9.d

Of those in B.9.e, the number enrolled in:

- An advanced degree or license
- A baccalaureate degree
- An associate degree
- Studies leading to a non-degree license, certificate, or credential

C. Child & Family Services

Health Insurance - children (9700/9706)

1. Number of all children with health insurance	49	49	49	53	55	56	60	61	61	61		
---	----	----	----	----	----	----	----	----	----	----	--	--

Health insurance - pregnant women (EHS programs) (9700/9716)

3. Number of pregnant women with at least one type of health insurance.	1	1	1	1	1	1	2	2	2	2		
---	---	---	---	---	---	---	---	---	---	---	--	--

Medical home - children (9700/9707)

5. Number of children with an ongoing source of continuous, accessible health care	49	49	49	53	55	55	58	58	58	58		
--	----	----	----	----	----	----	----	----	----	----	--	--

Physical Exams / Well Checks (3035)

	AutoSum											
Non-Expired Physical Exams / Well-Checks	48	49	50	53	55	56	62	61	41			
Expired Physical Exams / Well-Checks	28	36	39	36	39	39	43	33	33			
Missing Physical Exams / Well-Checks	18	12	10	14	13	16	16	23	8			
Physical Exams / Well-Checks expired 30 days or less	2	1	1	3	3	1	3	5	0			
Medical services - children (9707)	9	6	5	9	8	8	6	10	11			

8. Number of all children who are up-to-date on a schedule of age-appropriate preventive and primary health care, according to the relevant state's EPSDT schedule for well child care

a. Of these, the number diagnosed by a health care professional with a chronic condition needing medical treatment since last year's PIR was reported

- Of these, the number who have received or are receiving medical treatment

Body Mass Index (BMI) - children (HS and Migrant programs) (9700/9760)

2019-20 Data Collection LA HABRA (MAR)

LH EHS / Printed on 5/2/2020

Monthly Program Information Summary Data Collection Worksheet

Delegate La Habra: Early Head Start

* Use ChildPlus Report (9700) and audit reports where noted

Report due on or before the 5th of each month

2019					2020						
Jul	Aug	Sep	Oct	Nov	Dec	Jan	Feb	Mar	Apr	May	Jun
8/6	9/4	10/4	11/5	12/5	1/6	2/5	3/5				

10. Number of children who are in the following weight categories according to the 2000 CDC BMI-for-age growth charts

- a. Underweight (BMI less than 5th percentile for child's age and sex)
- b. Healthy weight (at or above 5th percentile and below 85th percentile for child's age and sex)
- c. Overweight (BMI at or above 85th percentile and below 95th percentile for child's age and sex)
- d. Obese (BMI at or above 95th percentile for child's age and sex)

Immunization services - children (9700/9708/9760)

- 11. Number of children who have been determined by a health care professional to be up-to-date on all immunizations appropriate for their age
- 12. Number of children who have been determined by a health care professional to have received all immunizations possible at this time, but who have not received all immunizations appropriate for their age
- 13. Number of children who meet their state's guidelines for an exemption from immunizations

Dental home - children (9700/9708)

17. Number of children with continuous, accessible dental care provided by a dentist

Professional Dental Exams (3035) (HS Programs)

- Non-Expired Professional Dental Exams
- Expired Professional Dental Exams
- Missing Professional Dental Exams
- Professional Dental Exams expired 30 days or less

19. Number of all children, including those enrolled in Medicaid or CHIP, who have completed a professional dental examination since last year's PIR was reported (9700/9708)

- a. Of these, the number of children diagnosed as needing treatment since last year's PIR was reported
 - 1. Of these, the number of children who have received or are receiving treatment

Primary Oral Health (3035) (EHS programs)

- Number of children with oral health screens (EHS only)
- Number of children with dental exams (EHS only)

Primary Oral Health (3035) (EHS programs)

- Non-Expired age-appropriate primary oral health care
- Expired age-appropriate primary oral health care
- Missing age-appropriate primary oral health care
- Age-appropriate primary oral health care expired 30 days or less

AutoSum	49	49	50	53	54	56	59	60	60
	24	26	28	28	29	30	31	32	33
	25	23	22	25	25	26	28	28	27
	0	0	0	0	0	0	0	0	0

49	49	49	53	55	55	55	58	58	58
----	----	----	----	----	----	----	----	----	----

15	48	49	50	52	52	55	43	56	57
3	5	5	5	16	16	16	17	17	17
49	49	50	53	55	56	56	53	61	63
29	36	42	41	41	41	41	36	38	34
17	12	7	9	11	14	14	14	18	29
3	1	1	3	3	3	1	3	5	0
9	5	3	5	6	7	7	3	7	9

Monthly Program Information Summary Data Collection Worksheet

Delegate La Habra: Early Head Start

* Use ChildPlus Report (9700) and audit reports where noted

Report due on or before the 5th of each month

2019												2020					
Jul	Aug	Sep	Oct	Nov	Dec	Jan	Feb	Mar	Apr	May	Jun						
8/6	9/4	10/4	11/5	12/5	1/6	2/5	3/5										

Pregnant women dental services (EHS programs) (9700/9740)

21. Of the number of pregnant women served, the number who received a professional dental examination(s) and/or treatment since last year's PIR was reported

0	0	0	0	0	0	0	1	1	1	1	1					
---	---	---	---	---	---	---	---	---	---	---	---	--	--	--	--	--

IEP/IFSP (3501)

Open IEP/IFSP for the reporting month

14	14	17	19	20	21	21	21	19	18					
----	----	----	----	----	----	----	----	----	----	--	--	--	--	--

27. Diagnosed primary disability (HS Programs) (9700/9710):

- a. Health impairment (i.e. meeting IDEA definition of "other health impairment")
- b. Emotional/behavioral disorder
- c. Speech or language impairments
- d. Intellectual disabilities
- e. Hearing impairment, including deafness
- f. Orthopedic impairment
- g. Visual impairment, including blindness
- h. Learning disabilities
- i. Autism
- j. Traumatic brain injury
- k. Non-categorical/developmental delay
- l. Multiple disabilities
- m. Deaf-blind

Newly enrolled children with Vision screenings completed (3001)

- On Time (45 days)
- Late
- None Completed

4	6	6	7	10	12	14	14	14	15					
0	0	0	1	3	4	4	4	4	4					
8	6	7	8	5	3	4	7	6	6					
12	12	13	16	18	19	22	25	25	25					

AutoSum

Newly enrolled children with Hearing screenings completed (3001)

- On Time (45 days)
- Late
- None Completed

0	3	3	4	7	9	11	11	11	13					
0	1	1	2	5	6	7	7	7	6					
12	8	9	10	6	4	4	7	6	6					
12	12	13	16	18	19	22	25	25	25					

AutoSum

Newly enrolled children with Developmental screenings completed (3001)

- On Time (45 days)

1	12	12	16	17	19	21	24	25					
---	----	----	----	----	----	----	----	----	--	--	--	--	--

LH EHS / Printed on 5/2/2020

2019-20 Data Collection LA HABRA (MAR)

Monthly Program Information Summary Data Collection Worksheet

Delegate La Habra: Early Head Start

* Use ChildPlus Report (9700) and audit reports where noted

Report due on or before the 5th of each month

2019												2020												
Jul	Aug	Sep	Oct	Nov	Dec	Jan	Feb	Mar	Apr	May	Jun	Jul	Aug	Sep	Oct	Nov	Dec	Jan	Feb	Mar	Apr	May	Jun	
8/6	9/4	10/4	11/5	12/5	1/6	2/5	3/5																	
0	0	0	0	0	0	0	0	0	0	0	0	0	0	0	0	0	0	0	0	0	0	0	0	0
11	0	1	0	1	0	1	0	1	1	0	1	1	0	1	0	1	1	0	1	1	0	1	0	0
12	12	13	16	18	19	22	25	25	25	25	25	25	25	25	25	25	25	25	25	25	25	25	25	25
AutoSum																								

- Late
- None Completed

Newly enrolled children with Behavioral screenings completed (3001)

- On Time (45 days)
- Late
- None Completed

1	12	12	16	17	18	21	24	25																
0	0	0	0	0	0	0	0	0	0	0	0	0	0	0	0	0	0	0	0	0	0	0	0	0
11	0	1	0	1	0	1	1	1	1	1	1	1	0	1	1	0	1	1	0	1	1	0	0	0
12	12	13	16	18	19	22	25	25	25	25	25	25	25	25	25	25	25	25	25	25	25	25	25	25
AutoSum																								

Screening (9700/9709)

28. Number of all newly enrolled children since last year's PIR was reported

29. Number of all newly enrolled children who completed routine screenings for developmental, sensory, and behavioral concerns

12	12	13	16	17	19	24	25	25																
0	10	11	12	14	15	18	18	19																

Number of families (9700/9730/9731)

35. Total number of families

51. Of these, the number that received at least one of the services listed above

46	46	47	50	50	50	53	54	54																
1	3	9	9	13	14	14	14	14																

Homelessness Services (9700/9705/9731)

53. Total number of families experiencing homelessness that were served during the enrollment year

54. Total number of children experiencing homelessness that were served during the enrollment year

55. Total number of families experiencing homelessness that acquired housing during the enrollment year

3	3	7	8	8	8	8	8	8																
3	3	7	8	9	10	10	10	10																
0	0	0	0	0	0	0	0	0																

Family Success Plans (Agency Preference)

FSP Introduced

FSP Completed

FSP with established goal

46	46	46	52	54	52	54	54	54																
0	0	0	30	31	32	32	46	56																
0	0	0	30	35	35	35	35	56																

Home Base Services by MONTH (Agency Preference)-HOME VISIT Benchmarks

Based on funded enrollment, the expected number of Home Visits

Based on actual enrollment, the expected number of Home Visits

200	200	200	200	150	150	200	200	200																
198	200	200	200	146	150	200	195	180																

Home Base Services by MONTH (Agency Preference)-HOME VISIT Services

Number of Home Visits Completed

Number of Home Visit Parent Cancellations

Number of Home Visit Program Cancellations (required to be made up)

AutoSum

Current Month

Current Month

Current Month

198	205	207	210	162	167	204	218	205																
178	185	177	185	147	143	166	133	191																
16	15	22	20	15	22	21	29	7																

4	5	8	5	0	2	17	56	7																
---	---	---	---	---	---	----	----	---	--	--	--	--	--	--	--	--	--	--	--	--	--	--	--	--

Monthly Program Information Summary Data Collection Worksheet

Delegate La Habra: Early Head Start

* Use ChildPlus Report (9700) and audit reports where noted

Report due on or before the 5th of each month

2019												2020												
Jul	Aug	Sep	Oct	Nov	Dec	Jan	Feb	Mar	Apr	May	Jun	Jul	Aug	Sep	Oct	Nov	Dec	Jan	Feb	Mar	Apr	May	Jun	
8/6	9/4	10/4	11/5	12/5	1/6	2/5	3/5																	

Home Base Services by MONTH (Agency Preference)-SOCIALIZATION Benchmarks

Based on funded enrollment, the expected number of Socializations

Based on actual enrollment, the expected number of Socializations

100	100	100	100	50	50	100	100	100	100	100	100	100	100	100	100	100	100	100	100	100	100	100	100	100
100	100	100	100	49	50	100	100	96	90															

Home Base Services by MONTH (Agency Preference)-SOCIALIZATION Services

Number of Socializations Attended

Current Month

27	15	24	33	6	24	6	17	1																
----	----	----	----	---	----	---	----	---	--	--	--	--	--	--	--	--	--	--	--	--	--	--	--	--

Home Base Services by YEAR-TO-DATE (Agency Preference)-HOME VISIT Benchmarks

Based on funded enrollment, the expected number of Home Visits

Based on actual enrollment, the expected number of Home Visits

200	400	600	800	950	1100	1300	1500	1700																
198	398	598	798	944	1094	1294	1489	1669																

Home Base Services by YEAR-TO-DATE (Agency Preference)-HOME VISIT Services

Number of Home Visits Completed

Auto Sum

198	395	604	807	954	1125	1328	1555	1760																
-----	-----	-----	-----	-----	------	------	------	------	--	--	--	--	--	--	--	--	--	--	--	--	--	--	--	--

Number of Home Visit Parent Cancellations

Year-To-Date

178	363	548	733	869	1022	1188	1327	1519																
-----	-----	-----	-----	-----	------	------	------	------	--	--	--	--	--	--	--	--	--	--	--	--	--	--	--	--

Number of Home Visit Program Cancellations (required to be made up)

Year-To-Date

16	26	46	65	80	99	120	151	160																
----	----	----	----	----	----	-----	-----	-----	--	--	--	--	--	--	--	--	--	--	--	--	--	--	--	--

Home Base Services by YEAR-TO-DATE (Agency Preference)-SOCIALIZATION Benchmarks

Based on funded enrollment, the expected number of Socializations

Based on actual enrollment, the expected number of Socializations

100	200	300	400	450	500	600	700	800																
100	200	300	400	449	499	599	796	885																

Home Base Services by YEAR-TO-DATE (Agency Preference)-SOCIALIZATION Services

Number of Socializations Attended

Year-To-Date

27	42	66	99	105	132	138	157	158																
----	----	----	----	-----	-----	-----	-----	-----	--	--	--	--	--	--	--	--	--	--	--	--	--	--	--	--

Monthly Cost Report , FY 2019-20

March, 2020

Early Head Start Basic Budget

Major Cost Category	Approved Budget Amount	Cost This Period Amount	Cost to Date Amount Total	Budget Amount Remaining
PERSONNEL	314,295.00	18,006.12	206,793.16	107,501.84
FRINGE BENEFITS	112,426.00	8,005.30	80,362.50	32,063.50
TRAVEL	0.00	0.00	0.00	0.00
EQUIPMENT *	0.00	0.00	0.00	0.00
SUPPLIES	12,233.00	536.51	4,031.52	8,201.48
CONTRACTUAL	10,071.00	2,225.40	8,597.74	1,473.26
CONSTRUCTION	0.00	0.00	0.00	0.00
OTHER COSTS	20,857.00	1,516.40	15,413.16	5,443.84
INDIRECT COSTS	0.00	0.00	0.00	0.00
TOTAL	\$469,882.00	\$30,289.73	\$315,198.08	\$154,683.92

Early Head Start T&TA

Major Cost Category	Approved Budget Amount	Cost This Period Amount	Cost to Date Amount Total	Budget Amount Remaining
PERSONNEL	0.00	0.00	0.00	0.00
FRINGE BENEFITS	0.00	0.00	0.00	0.00
TRAVEL	9,400.00	0.00	0.00	9,400.00
EQUIPMENT *	0.00	0.00	0.00	0.00
SUPPLIES	0.00	0.00	0.00	0.00
CONTRACTUAL	0.00	0.00	0.00	0.00
CONSTRUCTION	0.00	0.00	0.00	0.00
OTHER COSTS	1,850.00	83.57	1,491.74	358.26
INDIRECT COSTS	0.00	0.00	0.00	0.00
Total	\$11,250.00	\$83.57	\$1,491.74	\$9,758.26

Non-Federal Share (In-Kind)

	Approved Budget Amount	Cost This Period Amount	Cost to Date Amount Total	Budget Amount Remaining
EHS Basic	118,481.26	31,509.29	114,922.25	3,559.01
EHS T&TA	1,801.74	0.00	0.00	1,801.74
Total	\$120,283.00	\$31,509.29	\$114,922.25	\$5,360.75
Reimbursement Request Total		\$30,373.30		

City of La Habra
Child Development Division

Credit Card Expenses

Month Reporting: **March, 2020**

Charge By	Date Charged	Item/ Purpose	Amount
Smart & Final (Non-Food Program)	3/2/2020	CSPP: Classroom Supplies	\$284.92
	3/4/2020	EHS: Socialization Activities	\$53.75
	3/5/2020	School-Age: Cleaning Supplies	\$88.95
Smart & Final (Food Program Items)			
			Total:

Charge By	Date Charged	Item/ Purpose	Amount
Bank of the West Credit Card (M. Garcia)		<i>No charges for the Month</i>	
Bank of the West Credit Card (A. Morales)	3/6/2020	CSPP: Amazon Classroom Supplies	\$135.05
	3/8/2020	CSPP: Amazon Kitchen Supplies	\$108.18
	6/16/2020	CSPP: Amazon Classroom Supplies	\$135.26
Bank of the West Credit Card (D. Linn)		<i>No Charges for the Month</i>	
Bank of the West Credit Card (A. Marceau)	2/20/2020	CCTR: Albertson's Food Supply	\$111.59
	3/5/2020	CCTR: Walmart Cleaning Supplies	\$19.24
		Total:	\$509.32

ATTACHMENT 4

**Child & Adult Care Food Program
Claim For Reimbursement Summary for March 2020**

04320-CACFP-30-GM-CS
CITY OF LA HABRA-CHILD DEV DIVISION
 110 E LA HABRA BLVD
 LA HABRA, CA 90631-5436
 Vendor #: 21830Z
 payment address

Month/Year Claimed	Adjustment Number	Date Received	Date Accepted	Date Processed	Reason Code
Mar 2020	0	04/06/2020	04/06/2020	04/09/2020	Original

Child Care

	Free	Reduced	Base	Total
Enrollment Totals	97	54	42	193
Eligibility Percentages	50.26%	27.98%	21.76%	100%

Agency Totals	Meals/Snacks	Federal Rate	Reimbursement Amount
Breakfast			
Free	621	1.8400	1,142.64
Reduced	346	1.5400	532.84
Base	268	0.3100	83.08
Total	1,235		1,758.56
AM Snack			
Free	307	0.9400	288.58
Reduced	171	0.4700	80.37
Base	133	0.0800	10.64
Total	611		379.59
Lunch			
Free	541	3.4100	1,844.81
Reduced	301	3.0100	906.01
Base	234	0.3200	74.88
CIL	1,076	0.2375	255.55
Total	1,076		3,081.25
PM Snack			
Free	523	0.9400	491.62
Reduced	291	0.4700	136.77
Base	227	0.0800	18.16
Total	1,041		646.55

School Age

	Free	Reduced	Base	Total
Enrollment Totals	93	54	29	176
Eligibility Percentages	52.84%	30.68%	16.48%	100%

Agency Totals	Meals/Snacks	Federal Rate	Reimbursement Amount
Breakfast			
Free	554	1.8400	1,019.36
Reduced	322	1.5400	495.88
Base	172	0.3100	53.32

	Total	1,048		1,568.56
Lunch				
Free		43	3.4100	146.63
Reduced		25	3.0100	75.25
Base		14	0.3200	4.48
CIL		82	0.2375	19.48
	Total	82		245.84
PM Snack				
Free		655	0.9400	615.70
Reduced		380	0.4700	178.60
Base		205	0.0800	16.40
	Total	1,240		810.70
Claim Reimbursement Total				8,491.05

State Reimbursements

Meal Description	Meals	State Rate	State Earnings
Total Breakfast	1,843	\$0.0000	\$0.00
Total Lunches	910	\$0.0000	\$0.00
Total			\$0.00

Agency Claim Reimbursement Totals	Meal Reimbursement	CIL Reimbursement	State Reimbursement	Totals
Current Claim Reimbursement Total	8,216.02	275.03	0.00	8,491.05
Previous Claim Reimbursement Total	0.00	0.00	0.00	0.00
Net Claim Reimbursement Total	8,216.02	275.03	0.00	8,491.05

Created By: catherinev on: 4/6/2020 9:30:47 AM Modified By: catherinev on: 4/6/2020 9:41:24 AM

**Child & Adult Care Food Program
Claim For Reimbursement Summary for March 2020**

04320-CACFP-30-GM-CS
CITY OF LA HABRA-CHILD DEV DIVISION
 110 E LA HABRA BLVD
 LA HABRA, CA 90631-5436
 Vendor #: 21830Z
 payment address

Month/Year Claimed	Adjustment Number	Date Received	Date Accepted	Date Processed	Reason Code
Mar 2020	1	04/09/2020	04/09/2020	04/16/2020	Timely Adjustment

Child Care

	Free	Reduced	Base	Total
Enrollment Totals	97	54	42	193
Eligibility Percentages	50.26%	27.98%	21.76%	100%

Agency Totals	Meals/Snacks	Federal Rate	Reimbursement Amount
Breakfast			
Free	872	1.8400	1,604.48
Reduced	485	1.5400	746.90
Base	378	0.3100	117.18
Total	1,735		2,468.56
AM Snack			
Free	558	0.9400	524.52
Reduced	311	0.4700	146.17
Base	242	0.0800	19.36
Total	1,111		690.05
Lunch			
Free	641	3.4100	2,185.81
Reduced	357	3.0100	1,074.57
Base	278	0.3200	88.96
CIL	1,276	0.2375	303.05
Total	1,276		3,652.39
PM Snack			
Free	523	0.9400	491.62
Reduced	291	0.4700	136.77
Base	227	0.0800	18.16
Total	1,041		646.55

School Age

	Free	Reduced	Base	Total
Enrollment Totals	93	54	29	176
Eligibility Percentages	52.84%	30.68%	16.48%	100%

Agency Totals	Meals/Snacks	Federal Rate	Reimbursement Amount
Breakfast			
Free	818	1.8400	1,505.12
Reduced	475	1.5400	731.50
Base	256	0.3100	79.36

	Total	1,549		2,315.98
Lunch				
Free		308	3.4100	1,050.28
Reduced		179	3.0100	538.79
Base		95	0.3200	30.40
CIL		582	0.2375	138.23
	Total	582		1,757.70
PM Snack				
Free		915	0.9400	860.10
Reduced		531	0.4700	249.57
Base		285	0.0800	22.80
	Total	1,731		1,132.47
Claim Reimbursement Total				12,663.70

State Reimbursements

Meal Description	Meals	State Rate	State Earnings
Total Breakfast	2,650	\$0.0000	\$0.00
Total Lunches	1,485	\$0.0000	\$0.00
Total			\$0.00

Agency Claim Reimbursement Totals	Meal Reimbursement	CIL Reimbursement	State Reimbursement	Totals
Current Claim Reimbursement Total	12,222.42	441.28	0.00	12,663.70
Previous Claim Reimbursement Total	8,216.02	275.03	0.00	8,491.05
Net Claim Reimbursement Total	4,006.40	166.25	0.00	4,172.65

Created By: catherinev on: 4/9/2020 4:18:37 PM Modified By: catherinev on: 4/9/2020 4:20:58 PM

CITY OF LA HABRA
CCFP-CENTERS FOOD ALLOCATION
FOR THE FISCAL YEAR 2019-20

ATTACHMENT 5

FOOD REVENUE vs FOOD EXPENDITURES ANALYSIS

Month	School Age CCTR (38501)			State-Preschool CSPP (38502)			Total			Revenue Over/ (Under) Expenditure Net Amount
	4702 Food Revenue	7114 Food Expense	Net Amount	4702 Food Revenue	7114 Food Expense	Net Amount	4702 Food Revenue	7114 Food Expense		
Jul-19	\$ 16,315.75	\$ 11,982.35	\$ 4,333.40	\$ 6,776.67	\$ 5,543.30	\$ 1,233.37	\$ 23,092.42	\$ 17,525.65	\$ 5,566.77	
Aug-19	\$ 10,449.29	\$ 6,228.34	\$ 4,220.95	\$ 9,238.41	\$ 7,664.27	\$ 1,574.14	\$ 19,687.70	\$ 13,892.61	\$ 5,795.09	
Sep-19	\$ 5,332.49	\$ 6,043.98	\$ (711.49)	\$ 12,940.09	\$ 8,821.23	\$ 4,118.86	\$ 18,272.58	\$ 14,865.21	\$ 3,407.37	
Oct-19	\$ 5,573.67	\$ 4,183.00	\$ 1,390.67	\$ 13,127.22	\$ 12,113.80	\$ 1,013.42	\$ 18,700.89	\$ 16,296.80	\$ 2,404.09	
Nov-19	\$ 5,419.31	\$ 4,632.44	\$ 786.87	\$ 9,562.63	\$ 8,065.90	\$ 1,496.73	\$ 14,981.94	\$ 12,698.34	\$ 2,283.60	
Dec-19	\$ 5,232.04	\$ 4,619.53	\$ 612.51	\$ 9,537.34	\$ 8,678.46	\$ 858.88	\$ 14,769.38	\$ 13,297.99	\$ 1,471.39	
Jan-20	\$ 5,719.51	\$ 2,313.07	\$ 3,406.44	\$ 10,789.75	\$ 9,531.54	\$ 1,258.21	\$ 16,509.26	\$ 11,844.61	\$ 4,664.65	
Feb-20	\$ 4,009.71	\$ 3,463.77	\$ 545.94	\$ 10,308.10	\$ 8,233.29	\$ 2,074.81	\$ 14,317.81	\$ 11,697.06	\$ 2,620.75	
Mar-20	\$ 2,625.10	\$ 2,515.63	\$ 109.47	\$ 5,865.95	\$ 6,949.19	\$ (1,083.24)	\$ 8,491.05	\$ 9,464.82	\$ (973.77)	
Total	\$ 60,676.87	\$ 45,982.11	\$ 14,694.76	\$ 88,146.16	\$ 75,600.98	\$ 12,545.18	\$ 148,823.03	\$ 121,583.09	\$ 27,239.94	
YTD Cook	\$ -	\$ 17,082.40	\$ (17,082.40)	\$ -	\$ 38,439.16	\$ (38,439.16)	\$ -	\$ 55,521.56	\$ (55,521.56)	
Adjusted Total	\$ 60,676.87	\$ 63,064.51	\$ (2,387.64)	\$ 88,146.16	\$ 114,040.14	\$ (25,893.98)	\$ 148,823.03	\$ 177,104.65	\$ (28,281.62)	

% of Food expense

76%

86%

82%

ATTACHMENT 6

[View the web version](#)

[Go to ECLKC](#)

U.S. Department of Health & Human Services & Administration for Children & Families

[f Like Us](#) [Follow Us](#)



Partnering with Families to Improve Economic Stability During and After COVID-19

Many Head Start and Early Head Start families are affected with job loss and other community impacts related to coronavirus disease 2019 (COVID-19). Learn more about the steps programs can take, now and in the future, to improve families' financial stability.

Tips to Support Family Economic Stability During COVID-19

Financial Capability

- Help eligible families and staff in your program access a range of tax credits. You can help them claim money they are owed by increasing their awareness of these credits. Share information about free tax preparation services through the Internal Revenue Service's (IRS) [Volunteer Income Tax Assistance \(VITA\) program](#).
- Assist families with direct deposit banking so they can receive stimulus checks and tax credits directly without having to wait too long. For more information about accessing stimulus checks, check out [How Non-filers Can Get Their Stimulus Check](#).
- Reflect with families on how they want to use the stimulus money so they can spread it out and think about their future goals, including considerations for paying debt, saving for later, and budgeting for basic necessities.

Employment and Education

- Engage families in conversations about their employment goals and aspirations. Consider online work and essential services with employers adhering to safe social distancing measures. These could be resume builders or stepping stones for future employment.
- Help families access benefits such as unemployment, food stamps, healthcare, and [Temporary Assistance for Needy Families \(TANF\)](#).
- Plan or strengthen community partnerships with local workforce investment boards and American Job Centers, community colleges, and apprenticeship providers.

Summer Supplemental Programs

Employment and Education

- [Build partnerships with community colleges](#) to support student parents staying with or beginning their degrees.
- Work with all families on education and employment goals, whether previously employed or not.

One-time Activities to Support Family Employment and Education

Head Start and Early Head Start staff can use COVID-19 recovery funds to:

- Assist families with employment and education goals

- Consider funds for technical and course fees for college, application fees, enrollment fees, and transcript fees related to education and income stability goals
- Provide professional development for staff to build or enhance and improve Head Start families' access to education, training, and employment services
- Hire a project-based coach consultant to work with local sector employers who can prioritize hiring of Head Start and Early Head Start families
 - Consultants can work with families to both acquire, maintain, and progress in these jobs

Additional Resources

Building Foundations for Economic Mobility (BFEM)

Head Start and Early Head Start programs are well positioned to partner with families to achieve their goals. Explore this collection of resources from the BFEM Initiative to help families focus on their well-being and progress.

Economic Mobility Toolkit for Head Start and Early Head Start

Explore this toolkit as a one-stop shop for everything programs need to know about financial capability services, education, and employment for Head Start and Early Head Start families.

Coronavirus Tax Relief and Economic Impact Payments

Learn more about the IRS coronavirus response and discover tax help for taxpayers, businesses, tax-exempt organizations, and others—including health plans—affected by COVID-19.

Earned Income Tax Credit and Other Refundable Tax Credits

Review information about the Earned Income Tax Credit (EITC) and child tax credits. These credits are among the largest IRS public benefits for low-income households. Head Start, Early Head Start, and child care staff can ensure families are informed about these credits and other financial tools. Use these resources to help determine eligibility and next steps.

Helping Parents Finance Their Education and Training Goals

Learn about opportunities and challenges for families as they pursue their education and training goals. Find resources families can use to weigh their financial options, including savings, student loan comparisons, and budgeting.

Helping Staff and Families Understand and Use Credit to Achieve Financial Goals

Learn about the work of the Consumer Financial Protection Bureau (CFPB) and the Office of Financial Empowerment. Discover how to access credit reports, submit a complaint to CFPB, and more.

Partnering with Community Colleges to Support Student Parents

Find out how Head Start and Early Head Start programs can play a role in helping student parents identify higher education programs in their area. Learn ways to partner with community colleges to push for the creation of resources for student parents.

Partnering with Parents on Their Education and Training Goals

Explore the range of goals and needs that families typically identify during family goal-setting activities. Discover effective strategies you can use to connect families to resources and opportunities through referrals and community partnerships.

Stay Informed

Please share this message with colleagues who may be interested in this topic.

Did someone forward you this announcement? Get your copy by subscribing:

<https://eclkc.ohs.acf.hhs.gov/subscribe>

Office of Head Start (OHS) | 330 C Street, SW | 4th Floor Mary E. Switzer Building | Washington, DC 20201

<https://eclkc.ohs.acf.hhs.gov> | 1-866-763-6481 | [Contact Us](#)

You are receiving this email because you are signed up for Office of Head Start communications. If you prefer not to receive emails of this sort in the future, you can [unsubscribe here](#). You also may [modify your ECLKC email subscriptions](#). Recipients subscribed through the Head Start Enterprise System (HSES) must be removed from HSES by their program or office.

Please do not reply to this email. [Contact](#) customer service for additional support.



Our mission is to coalesce, inspire, and support the Head Start field as a leader in early childhood development and education.



COVID-19 Policy Resources for Head Start Parents & Caregivers

The National Head Start Association (NHSA) has been working with members of Congress and their staff to address the needs of Head Start programs, staff, children, and families. The good news is that many new resources and supportive services are either available now or on their way. **Review these resources to learn how you can access the aid during this challenging time.**

Table of Contents

For financial support	1
If the time to do your taxes has disappeared...	1
If you lost your job...	2
If your hours have been reduced...	2
If student loans are creating a financial stress...	3
If nutrition is a challenge...	3
For those who may be sick	4
If you are caring for a loved one...	4
For your time at home	5
It's important to support your own mental health too...	5
Home safety remains a priority...	5



Our mission is to coalesce, inspire, and support the Head Start field as a leader in early childhood development and education.

For financial support

All U.S. citizens with incomes less than \$75,000 (and \$150,000 for joint filers) will receive a \$1,200 rebate (\$2,400 for joint filers), and an additional \$500 is available per child. The rebate phases out for incomes higher than \$75,000, and there is no rebate for individuals earning more than \$99,000 (\$198,000 for joint filers) with no children.

- **How will you get the money?**

For those who filed a 2019 or 2018 tax return, funds will be sent by either direct deposit or a check mailed to the address the IRS has on file. People who did not file a tax return but have a valid Social Security Number can request payment on the IRS website [here](#).

- **Who is not eligible?**

[Nonresident aliens](#), individuals who can be claimed as a dependent by another taxpayer, and those with an estate or trust are ineligible for the benefit.

- **The IRS has begun distributing payments.**

If you have not received your payment but are eligible, visit the IRS website [here](#) to update your information.

- **How will this affect eligibility for other programs?**

Rebates will not count as income in determining eligibility for, or the amount of assistance provided by, any federally funded program, including Head Start.

[Find more information about direct deposits here.](#)



If the time to do your taxes has disappeared...

The tax filing due date has been extended to **July 15, 2020**. This means that tax returns and any income taxes owed will not be due until July 15. This change is for both individuals and businesses.

[More information](#)



Our mission is to coalesce, inspire, and support the Head Start field as a leader in early childhood development and education.

If you lost your job...

If you lost income, contracts, or a job, you may be eligible to receive greater unemployment compensation between now and July 31. Further, unemployment benefits now cover those who are self-employed, gig workers (i.e. Uber or Lyft drivers), or independent contractors.

- **When will the unemployment insurance (UI) money arrive, and how long will it last?**
 - The maximum amount of time workers can receive UI was extended by 13 weeks.
 - States have been encouraged to waive waiting periods so workers can be enrolled as quickly as possible. To compensate for varied timing of implementation, payment of benefits will be retroactive.
- **For those eligible for their state unemployment:**
Individual benefits for those who receive assistance under their state unemployment program will continue to vary. Regardless of the state, an additional \$600 per week in temporary federal Pandemic Unemployment compensation will be added to your weekly benefit amount.
- **For those not eligible for state programs:**
The temporary federal Pandemic Unemployment Compensation program will fund states to pay a base benefit based on their state, plus the \$600 weekly supplement.
- **How will this affect eligibility for health coverage?**
The \$600 weekly supplement will not affect eligibility for Medicaid or State Children's Health Insurance Programs.

Get started

- Find your state's [unemployment compensation agency](#) to apply.
- Find your state's [weekly unemployment benefits](#).
- If you had employer-based health insurance, find information about how to [enroll in affordable, new coverage here](#).

If your hours have been reduced...

If you were not laid off, but your hours have been reduced due to the COVID-19, there is help for you, too.

States are able to offer short-time compensation (STC) programs, which allow employers to work with state labor departments to reduce hours instead of laying people off entirely.

This way, employers and state labor departments both contribute to ensure employees are paid in full, and workers will eventually be able to return to regular work schedules more easily. Eligible workers can also receive partial unemployment benefits to close the gap in their earnings. The majority of states have STC programs.

[More information](#)



Our mission is to coalesce, inspire, and support the Head Start field as a leader in early childhood development and education.

If student loans are creating a financial stress...

Many families are experiencing financial difficulties due to the consequences of COVID-19, and student loan payments can often be a significant financial stressor. If your student loans are held by the federal government (Direct Loans and FFEL Loans held by the U.S. Department of Education), you do not need to make payments on these loans through September 30, 2020.

- **What about past due payments?**
Through September 30, 2020, there will be no collections (garnishment of wages, tax refunds, or Social Security benefits) and there will be no negative credit reporting for late payments.
- **How will this affect people participating in Public Service Loan Forgiveness (PSLF)?**
You will continue to receive credit toward Public Service Loan Forgiveness, Income-Driven Repayment Forgiveness, and loan rehabilitation regardless of whether you are making payments.
- **Who is not eligible?**
Commercially-held FFEL loans and Perkins Loans, as well as private student loans are not included in this.
- **What if I'm making automatic payments?**
Your payments have been placed on hold with 0% interest through September 30, 2020. You can still opt in to make payments if you prefer.

[Find more information about federal students loans here.](#)



If nutrition is a challenge...

New federal funding and flexibility is available to make nutrition support more accessible for families. Since many children typically receive at least some of their meals through school or Head Start programs, the U.S. Department of Agriculture has made changes to ensure families can continue accessing these meals. Contact your Head Start program or local schools to ask where meals can be picked up during closures.

For more information, reach out to the [National Hunger Hotline](#) at **1-866-3-HUNGRY** or **1-877-8-HAMBRE** (for Spanish) Monday through Friday (7 A.M. to 10 P.M. ET).



Our mission is to coalesce, inspire, and support the Head Start field as a leader in early childhood development and education.

For those who may be sick

A federal emergency paid leave benefits program has been created to provide payments to employees taking unpaid leave due to COVID-19.

- **What is an employer required to do?**
Employers must provide a minimum of 80 hours of paid sick leave to all full-time employees. For part-time employees, paid sick leave hours will depend on hours worked.
- **Who does this apply to?**
This paid sick leave applies to all employees regardless of how long they have worked for the employer.
- **How much?**
 - If you are in quarantine by the federal, state, or local government or have been advised by a medical provider to self-quarantine, or if you have or are seeking a medical opinion about whether you have contracted COVID-19: the minimum rate of pay is either full pay or \$511/day (whichever is less). The amount cannot exceed \$5,110.
 - If you are caring for someone who is under quarantine or self-quarantine orders, are caring for a child under the age of 18 because of a school or child care closure: the minimum rate of pay is either $\frac{2}{3}$ of the normal rate of pay or \$200/day (whichever is less). The amount cannot exceed \$2,000.
- **When will this be made available?**
The paid sick leave program began on April 1, 2020 and will phase out on December 31, 2020.

The U.S. Department of Labor has also made fact sheets on changes to paid leave available both in [English](#) and [Spanish](#).

[Find more information here.](#)

If you are caring for a loved one...

Changes made to the Family and Medical Leave Act mean that, even if your employer was not covered before, they may now be covered. Now, there are new benefits you may have access to as you work to support your family.

Who is covered?

Any employer with fewer than 500 employees is covered under the new law (unless the employer has been exempted by the U.S. Department of Labor), and any employee who has been employed for more than 30 days is covered. An employer of less than 50 employees may seek exemptions under specific circumstances.

Why can leave be taken?

Any employee who cannot work or telework because they need to care for a child while the child's school or child care is closed is able to take leave.

How long?

Paid leave up to 12 weeks must be provided for qualifying individuals. The first two weeks of FMLA leave are unpaid but can run concurrent to the paid sick leave.

How much?

The employee will receive $\frac{2}{3}$ their normal rate of pay or \$200/day (whichever is less); not to exceed \$10,000.

[Find more information here.](#)



Our mission is to coalesce, inspire, and support the Head Start field as a leader in early childhood development and education.

For your time at home

Khan Academy is known around the world for its ability to help people reach their learning goals. They have resources that are intentionally aligned with children's development and Head Start's learning goals.

[Visit Khan Academy Kids](#) for more free resources to support your child's learning development.

Teaching Strategies' Ready Rosie has shared [Healthy at Home: A Toolkit for Supporting Families Impacted by COVID-19](#), a free toolkit that is regularly updated. Created in partnership with pediatricians and mental health experts, the bilingual resource includes activities that promote emotional well-being and learning at home.

[Sesame Street in Communities](#) launched a new topic page on Health Emergencies, created especially with parents and caregivers in mind. The resources on this page are meant to bolster connections between providers and families, as well as within families.

Visit [NHSA's webpage](#) for more resources.

It's important to care for your own mental health too...

If you feel anxious, overwhelmed, or depressed during this time of uncertainty, you're not alone. All Mental Health has free, evidence-based resources designed to help you care for your wellbeing during COVID-19.

[Explore these free resources here.](#)

Home safety remains a priority...

- **Lead in homes:** Lead paint can permanently affect cognitive function and negatively impact a child's future. Many neighborhoods have childhood lead poisoning rates at least twice as high as in Flint, Michigan, and lead paint in homes is the primary source of exposure to lead. Children under six are at the greatest risk. With more time at home, it is important to keep children safe from lead exposure. To reduce risks in your home, [use this easy guide](#), and find more ways to protect your family [here](#). Then, test your lead knowledge [here](#)!
- While staying home helps reduce the spread of COVID-19, it is important that everyone can feel safe where they are staying. For any victims and survivors who need support, the **National Domestic Violence Hotline is available 24/7 by calling 1-800-799-7233 or 1-800-799-7233**. If talking over the phone is not a safe option, **you can visit [thehotline.org](#) or text Lovels to 22522**.

It's recommended that you create a safety plan and practice self-care. Find more information about what a safety plan is [here](#) and learn strategies for self-care [here](#).

ATTACHMENT 7



FY 2020 Head Start Funding Increase

 eclkc.ohs.acf.hhs.gov/policy/pi/acf-pi-hs-20-02

[View the Latest Coronavirus Disease 2019 \(COVID-19\) Updates from the Office of Head Start »](#)

FY 2020 Head Start Funding Increase ACF-PI-HS-20-02

U.S. Department
of Health and Human Services

ACF
Administration for Children and Families

- 1. Log Number:** ACF-PI-HS-20-02
- 2. Issuance Date:** 03/11/2020
- 3. Originating Office:** Office of Head Start
- 4. Key Words:** Consolidated Appropriations Act; Appropriations; Fiscal Year (FY) 2020; Funding Increase; Cost of Living Adjustment (COLA); Quality Improvement

Program Instruction

To: Head Start and Early Head Start Grantees and Delegate Agencies

Subject: FY 2020 Head Start Funding Increase

Instruction:

President Trump signed Public Law 116-94, the Further Consolidated Appropriations Act, 2020, on December 20, 2019. Included is \$10,613,095,000 for programs under the Head Start Act, an increase of \$550 million over the fiscal year (FY) 2019 funding level.

This increase includes \$193 million to provide all Head Start, Early Head Start (EHS), and Early Head Start-Child Care (EHS-CC) Partnership grantees a 2% cost-of-living adjustment (COLA); \$100 million for expansion of EHS and EHS-CC Partnerships; \$250 million for quality improvement; and \$4 million to re-establish the Tribal Colleges and Universities Head Start Partnership Program.

This Program Instruction (PI) primarily provides information about the COLA and quality improvement funds available to grantees in FY 2020 and describes the requirements for applying for these funds. All Head Start, Early Head Start, and EHS-CC Partnership grantees are eligible to receive COLA and quality improvement funds. Grantees subject to competition for continued funding through the Designation Renewal System (DRS) are entitled to COLA funds through the end of their current award. However, the Administration for Children and Families reserves the right to delay decisions on quality improvement funding until the outcome of the DRS competitions has been finalized.

Preliminary information is also included on availability of competitive funding for EHS and EHS-CC Partnerships expansion and the Tribal Colleges and University Partnership grants, with more details coming in the near future. State Collaboration grants are not eligible for the COLA due to the statutory cap on their funding in the Head Start Act.

FY 2020 COLA

Each grantee may apply for a COLA increase of 2% of the FY 2019 base funding level. Base funding excludes training and technical assistance funds and any one-time funding received during FY 2019.

Grantees must use COLA funds to permanently increase the Head Start pay scale by no less than 2%. This includes salaries of current staff and the pay range of unfilled vacancies. An equivalent increase must be provided to delegate agencies and other partners to adjust their salaries and scales. Any grantee concerned that they cannot increase salary due to wage comparability issues should ensure public school salaries for kindergarten are included in their considerations.

Sections [653](#) and [640\(j\)](#) of the Head Start Act provide further guidance on the uses and limitations of COLA funds. Sec. 653 restricts compensation to a Head Start employee that is higher than the average rate of compensation paid for substantially comparable services in the area where the program is operating. It also prohibits any Head Start employee from being compensated

at a rate higher than that of an Executive Schedule Level II position, including employees being paid through indirect costs. Sec. 640(j) of the Act requires that the compensation of Head Start employees must be improved regardless of whether the agency has the ability to improve the compensation of staff employed by the agency that do not provide Head Start services.

Any grantee proposing a COLA percentage less than 2% across its pay scale, or differential increases between delegates or partners, must justify its rationale in its budget narrative.

As specified in [Personnel policies, 45 CFR §1302.90](#) each grantee is required to establish written personnel policies and procedures that are approved by the governing body and Policy Council or policy committee. They must be available to all staff. Review your personnel policies and procedures since they may contain information relevant to this COLA.

Any remaining funds may be applied to fringe benefits costs, or to offset increased operating costs in other areas of the budget. This includes increased costs in rent, utilities, facilities maintenance and insurance, contractual arrangements, vehicle fuel and maintenance, supplies, and equipment.

FY 2020 Quality Improvement

Each grantee will be allocated a proportionate amount of quality improvement funding based on the number of slots they are funded to serve (approximately \$250 per Head Start slot and \$350 per EHS slot). However, there will be a minimum floor established to ensure all grantees are able to make a meaningful investment in quality, consistent with Sec. 640(a)(4)(C) of the Head Start Act. Grantees are strongly encouraged to invest this funding into ongoing program efforts and activities that help better incorporate a trauma-informed approach that will support children, families, and staff impacted by adverse experiences. Activities must align with Sec. 640(a)(5) of the Act, as outlined in [Attachment A](#) [PDF, 100KB]. However, programs are not bound by the requirements that at least 50% of the funds be used for staff compensation or that no more than 10% of funds be used on transportation. Further, programs have flexibility to use any amount of their quality improvement funding on Early Head Start and/or Head Start, based on community needs, and not to exceed the total amount available in a given grant. If a program chooses to use this flexibility, they must justify how this approach supports the greatest needs of their community.

Importantly, grantees should consider ongoing, sustained investments in quality improvements, as opposed to one-time investments, while also acknowledging one-time investments in FY 2020 may be necessary to sustain ongoing quality improvement. Grantees encountering other one-time program improvement needs are invited to apply for supplemental funding as needs emerge. These separate requests are addressed by priority and subject to availability of funds. Below is further information on the definitions of *trauma* and *trauma-informed approach*, developed by the Substance Abuse and Mental Health Services Administration (SAMHSA) at the U.S. Department of Health and Human Services (HHS).

Trauma occurs when frightening events or situations overwhelm a child or adult's ability to cope or deal with what has happened. These kinds of experiences cause an extended stress response and lasting effects on the physical and mental health of the individual. Trauma can occur in the form of a single event (e.g., a natural disaster or death of a close family member) or as a series of events or chronic condition (e.g., substance misuse, domestic and community violence, child abuse and neglect, extended homelessness, or food insecurity). Exposure to traumatic experiences is more common than most people believe, and the experience of trauma is highly individualized. What is traumatic to one person does not necessarily have the same traumatic effect on another person who experienced the same event or situation. In addition to enrolled children and families, Head Start staff may themselves experience trauma, as well as stress associated with their role in supporting children and families impacted by trauma.

A trauma-informed approach is one that realizes the widespread impact of trauma and understands potential paths for recovery; looks out for potential signs and symptoms of trauma among children, families, and staff; fully integrates knowledge about trauma into program policies, procedures, and practices; and seeks to actively resist re-traumatization. Related activities vary widely. They can include additional qualified staff to lower teacher-child ratios or family service staff caseloads; enhanced mental health partnerships and services for children and families; and transportation services. See [Attachment B](#) [PDF, 164KB] for additional information, including several concrete examples.

There is also flexibility in the use of these quality improvement funds to meet grantees' most pressing local needs. Therefore, a program may apply to use quality improvement funds for activities consistent with Sec. 640(a)(5) of the Act, except that any amount of these funds may be used on any of the activities specified in such section. See Attachment A for the list of activities.

If a program applies to invest quality improvement funds in an activity or activities specified under Sec. 640(a)(5) that are not directly related to promoting trauma-informed care and supporting children, families, and staff impacted by trauma, the program must justify why this is the best use of these funds.

The Office of Head Start recently held a webinar on the quality improvement funding, and the webinar recording will be available on the Early Childhood Learning and Knowledge Center (ECLKC) soon.

Application Requirements

Grantees are required to request COLA and quality improvement funds through a grant application. Shortly, grantees will be issued a funding guidance letter specifying each funding level and additional instructions on how to apply for these funds. Grantees will be required to submit their applications in the Head Start Enterprise System (HSES).

EHS Expansion and EHS-CC Partnerships

One hundred million dollars is available to support new grants for traditional EHS and EHS-CC Partnerships to increase access to high-quality infant and toddler early learning. Funding will be awarded by March 2021. A funding opportunity announcement (FOA) is expected in summer 2020. This announcement will equally prioritize EHS expansion and EHS-CC Partnerships, as determined by the needs of local communities. More information on this opportunity will be available later this year.

Tribal Colleges and University Partnership Grants

Four million dollars is available to fund grants to Tribal Colleges or Universities who partner with at least one American Indian and Alaska Native (AIAN) Head Start agency. The grants will be designed to:

- Increase the number of degrees in the early childhood education fields
- Provide assistance to Head Start staff and parents enrolled in such programs
- Develop curricula to promote high-quality services and instruction
- Provide activities to upgrade the skills and qualifications of education personnel
- Offer technology literacy programs for AIAN Head Start agency staff
- Develop and implement virtual learning opportunities

Eligible entities will be Tribal Colleges and Universities meeting the definition in Sec. 316(b) of the Higher Education Act of 1965. Funding will be awarded by the end of September 2020. A FOA is expected in Spring 2020.

Please direct any questions regarding this PI to your Regional Office.

Thank you for your work on behalf of children and families.

/ Dr. Deborah Bergeron /

Dr. Deborah Bergeron
Director
Office of Head Start
Office of Early Childhood Development

See PDF Version of Program Instruction:
[FY 2020 Head Start Funding Increase](#) [PDF, 161KB]
Historical Document



ATTACHMENT 8

FY 2020 Supplemental Funds in Response to Coronavirus Disease 2019 (COVID-19)

eclkc.ohs.acf.hhs.gov/policy/pi/acf-pi-hs-20-03

[View the Latest Coronavirus Disease 2019 \(COVID-19\) Updates from the Office of Head Start »](#)

FY 2020 Supplemental Funds in Response to Coronavirus Disease 2019 (COVID-19) ACF-PI-HS-20-03

U.S. Department
of Health and Human Services

ACF
Administration for Children and Families

- 1. Log Number:** ACF-PI-HS-20-03
- 2. Issuance Date:** 04/14/2020
- 3. Originating Office:** Office of Head Start
- 4. Key Words:** Coronavirus Aid, Relief, and Economic Security Act; Appropriations; Fiscal Year (FY) 2020; COVID-19

Program Instruction

To: Head Start and Early Head Start Grantees and Delegate Agencies

Subject: FY 2020 Supplemental Funds in Response to the Coronavirus Disease 2019 (COVID-19)

Instruction:

This Program Instruction (PI) provides information about supplemental funds available for Head Start programs in response to coronavirus disease 2019 (COVID-19).

On March 27, 2020, President Trump signed into law the Coronavirus Aid, Relief, and Economic Security (CARES) Act, 2020 [P.L. 116-136]. This legislation includes \$750 million for programs under the Head Start Act to support preventative, preparedness, and response activities related to the coronavirus. Of this amount, up to \$500 million is available for programs to operate supplemental

summer programs and about \$250 million is available for one-time activities in response to COVID-19.

Supplemental Summer Programs

As a result of the CARES Act, up to \$500 million is available for supplemental grants to existing Head Start grantees to offer supplemental summer programs.

Purpose

Many Head Start programs are closed to prevent the spread of COVID-19 in their communities. Closures may result in months of lost learning opportunities and comprehensive services for children and their families. These losses will be compounded for children whose Head Start programs remain closed during summer months (whether in whole or in part). Research has shown that children tend to lose academic gains during the summer months; this is particularly true for children from low-income families. To offset these losses, Head Start programs can operate supplemental summer programs for a portion of their Head Start children who would otherwise not be served over the summer. Up to \$500 million is available to fund grants for supplemental summer programs to existing Head Start grantees that can demonstrate the capacity to deliver high-quality summer learning experiences to promote school readiness and successful transitions to kindergarten.

These summer programs would primarily focus on children transitioning to kindergarten. Programs would be expected to do all of the following: provide social and emotionally supportive learning environments; consistent daily routines; support for families to bring their children up to date on needed medical, dental, and other follow-up services; and transition support for children and families to receiving schools.

Such summer programs also would afford parents and primary caregivers the opportunity to return to work, and connect to needed services and supports for mental health, parenting, and stable housing. Program staff working during the summer program would receive income and benefits, have an opportunity to work with children and families before they transition to kindergarten, and have access to professional development opportunities. Head Start programs that receive such funding should consider establishing or amending existing Memoranda of Understanding (MOUs) with receiving schools in order to build successful transition plans that include the transmission of health and other important information.

We understand this is a fluid situation and Head Start programs may not be able to fully predict whether they will be able to open their doors in time for a summer program. We ask programs to plan for a summer program with the assumption they will be able to operate. If programs are unable to operate as intended due to health and safety concerns, we will revisit our plans and funding decisions.

It is, of course, critical that Head Start programs continue to follow local and federal guidance from health departments and other authorities when determining how to implement a summer program that maintains the health and safety of children, families, and staff. Also, even when Head Start programs are able to open, there should be an understanding that families may choose not to return for the summer due to health concerns—for example, a family in which the child is living with their grandparents or someone else that is at higher risk for serious illness from COVID-19.

Summer Program Enrollment

Funding would be provided to grantees to operate a summer program that prioritizes enrollment for (1) currently enrolled children entering kindergarten at the beginning of the 2020–2021 program year and (2) currently enrolled children with Individualized Education Programs (IEPs). We estimate the available funding would be able to support summer programming for all of these children. Depending on the availability of funds, Head Start programs may also be able to serve other vulnerable populations

that would greatly benefit from a summer program in addition to rising kindergarteners and children with IEPs.

Eligible Grantees

All Head Start programs that can demonstrate they have the capacity to deliver high-quality summer learning experiences to promote school readiness and successful transitions to kindergarten are eligible to apply. Head Start programs may not receive funds for days during the summer when they would already be fully operational. For example, Head Start programs already funded to be operational for the full calendar year for all children would not be eligible for this funding. If a program operates during the summer for a portion of its rising kindergarteners, it could apply for funding to provide services to those rising kindergarteners and children on IEPs who would not be normally participate during the summer. No program option is excluded from this funding.

Grantees subject to competition for continued funding through the Designation Renewal System (DRS) are eligible to apply; however, the Administration for Children and Families (ACF) reserves the right to delay funding decisions until the outcome of the DRS competitions has been finalized.

How to Apply

Applicants must submit all required materials, as explained below.

Once made available in late April, eligible applicants must submit a **Summer Program Supplement** in the Head Start Enterprise System (HSES). Application for these funds is voluntary.

System for Award Management (SAM) Registration

The requirements for SAM registration have temporarily changed due to the federal government's response to the COVID-19 pandemic. To support entities impacted by COVID-19, applicants are not required to have an active SAM registration at the time of submission of the application. ACF encourages applicants to start their SAM registration early in the process, and the awarding agency may require documented proof of the registration submission confirmation after award.

Content of Applications

Applicants must address the following requirements in the application. The Application and Budget Justification should use 12-point font and not exceed 10 pages.

Program Schedule

Applicants must ensure the proposed summer program schedule reflects the total number of children anticipated to be served with the supplemental funding. We understand there might be some uncertainty considering the circumstances. For the center-based, family child care, and locally designed program options, the program schedule should include the number of classes, hours per day for each class, days per week, and total number of operational days that would be provided with this funding. For the home-based program option, the program schedule should identify the number of home visits, hours per home visit, number of socializations, and hours per socialization that would be provided with this funding.

Budget

Applicants will enter the budget for the summer program directly into the SF-424A. The budget should indicate funding needed to fully operate the summer program for the anticipated duration. Non-federal match is not needed for the application; see the section on Waiver of Non-Federal Match below.

Application and Budget Justification Narrative

Applicants must base their approach on prioritizing enrollment for currently enrolled children who are projected to enter kindergarten at the beginning of the 2020–2021 program year and currently enrolled children with an IEP. The budget justification should identify all costs by object class category for

operations. It should identify the staff needed for summer operations, including the number of anticipated hours of staff time, taking into consideration the need to recruit staff to work in the program, oversight of operations, and the need to recruit families for participation. The budget should also consider classroom supplies, space costs, and any increased costs for health and mental health needs.

Supporting Documents

The grantee must submit a statement confirming that governing body and Policy Council members available for contact have given their approval of the Supplemental Summer Program application.

The application must be submitted on behalf of the authorizing official registered in the HSES.

All applications will be reviewed and awarded on a rolling basis. Applications are due by May 15, 2020. Applications received by this date will be reviewed and processed. If funds are still available, the Office of Head Start (OHS) may continue to accept applications until June 15, 2020 to make additional awards.

Reporting Requirements and Monitoring

Programs are required to report monthly enrollment of their summer program in the HSES. However, OHS will not consider the weeks or months in which the summer program is operational as part of the under-enrollment process. OHS will not conduct regular monitoring and Classroom Assessment Scoring System (CLASS): Pre-K® reviews of summer programs, but expects quality to be on par with normal operations. Programs are not required to submit Program Information Report (PIR) data on services provided. As always, OHS reserves the right to schedule a targeted review at any time if concerns arise.

One-Time Activities in Response to COVID-19

As a result of the CARES Act, approximately \$250 million is available for grants to Head Start grantees for one-time activities in response to COVID-19. These funds are not limited to grantees that will operate supplemental summer programs.

Purpose

Head Start programs may need to undertake a wide range of one-time, specific actions or activities in response to COVID-19. Activities could include:

1. Mental health services, supports, crisis response, and intervention services.
2. Coordination, preparedness, and response efforts with state, local, tribal, and territorial public health departments and other relevant agencies.
3. Provision of meals and snacks not reimbursed by the U.S. Department of Agriculture (USDA).
4. Training and professional development for staff on infectious disease management.
5. Purchasing necessary supplies and contracted services to sanitize and clean facilities and vehicles.
6. Other actions that are necessary to maintain and resume the operation of programs, such as hiring substitute staff, investing in technology infrastructure, making improvements to air conditioning systems, or other emergency assistance.

Eligible Grantees

All Head Start, Early Head Start, and Early Head Start-Child Care Partnership grantees are eligible to receive funding for one-time activities in response to COVID-19.

How to Apply

For this funding, each grantee will be able to apply for a proportionate amount based on their total funded enrollment. These funds will be combined with the existing FY 2020 Cost-of-Living-Adjustment and Quality Improvement (COLA/QI) applications due on May 15, 2020. OHS will provide further guidance and instruction. Awards are expected to be processed beginning in June.

Waiver of Non-Federal Match

The COVID-19 pandemic, a national emergency, is seriously affecting economic conditions in communities throughout the nation. The Head Start Act recognizes that lack of resources in a community adversely impacted by a major disaster may prevent Head Start grantees from providing all or a portion of their required non-federal contribution. OHS has determined that the widespread impact of the COVID-19 pandemic adversely impacts all Head Start grantees. Consequently, OHS will approve all requests for waivers of non-federal match associated with the following funds for fiscal year 2020: COLA, QI, and funding associated with COVID-19. In order to request a waiver of non-federal match, place the amount of \$0 in Section C of your SF-424A in your application. No separate waiver request is required. The issuance of a notice of award constitutes approval of the requested waiver.

Additional Reporting Requirements

The CARES Act contains the following reporting requirements in Section 15011 for grantees receiving COVID-19 related funding:

Not later than 10 days after the end of each calendar quarter, any grantee that is an entity receiving more than \$150,000 total in funds under the CARES Act (P.L. 116-136), the Coronavirus Preparedness and Response Supplemental Appropriations Act (P.L. 116-123), the Families First Coronavirus Response Act (P.L. 116-127), or any other Act primarily making appropriations for the Coronavirus response and related activities, shall submit to the Secretary and the Pandemic Response Accountability Committee a report. This report shall contain:

1. The total amount of funds received from the U.S. Department of Health and Human Services (HHS) under one of the foregoing enumerated Acts
2. The amount of funds received that were expended or obligated for each project or activity
3. A detailed list of all projects or activities for which large covered funds were expended or obligated, including the:
 1. Name and description of the project or activity
 2. Estimated number of jobs created or retained by the project or activity, where applicable
4. Detailed information on any level of sub-contracts or sub-grants awarded by the covered recipient or its sub-contractors or sub-grantees to include the data elements required to comply with the Federal Funding Accountability and Transparency Act of 2006 allowing aggregate reporting on awards below \$50,000 or to individuals, as prescribed by the director of the Office of Management and Budget

"Covered recipients" are defined in Section 15011 as:

- Any entity that receives large covered funds
- Includes any state, the District of Columbia, and any territory or possession of the United States

"Large covered funds" are defined in Section 15011 as:

- Covered funds that amount to more than \$150,000

Information on how to meet these reporting requirements will be provided at a later date.

Additional Information

Additional information and materials on COVID-19, including summer programming, are available on the [Head Start COVID-19 Response](#) page on the Early Childhood Learning and Knowledge Center

(ECLKC) website. This webpage will continue to be updated on an ongoing basis in the coming weeks and months.

Please direct any questions regarding this PI to your Regional Office.

Thank you for your work on behalf of children and families.

/ Dr. Deborah Bergeron /

Dr. Deborah Bergeron
Director
Office of Head Start
Office of Early Childhood Development

See PDF Version of Program Instruction:

[ACF-PI-HS-20-03 FY 2020 Supplemental Funds in Response to Coronavirus Disease 2019 \(COVID-19\) \[PDF, 160KB\]](#)

Historical Document

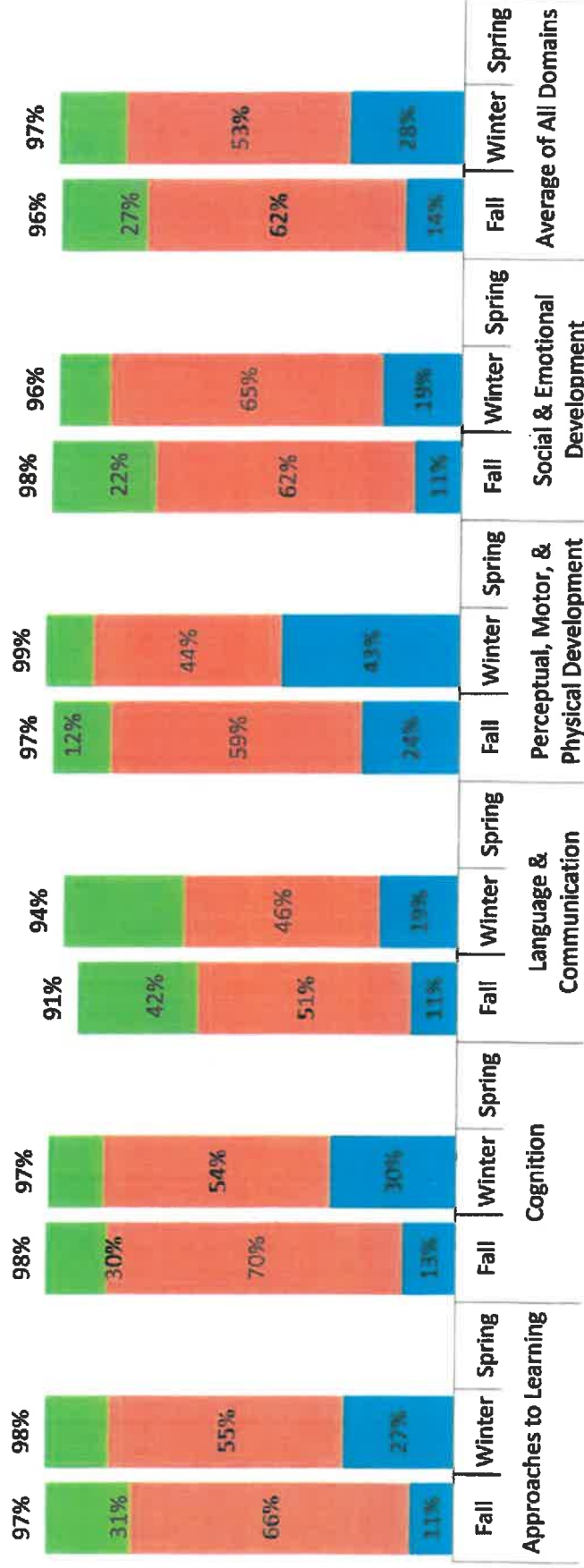
La Habra Early Head Start



All Early Head Start Children

Early Head Start Domain Comparison Aligned to the Early Head Start Outcomes Framework

Percentage of Ratings Near, At, or Above CA Early Learning Foundation Expectations Fall & Winter 2019-2020



■ % Above ■ % At ■ % Near ■ % Near, At, or Above

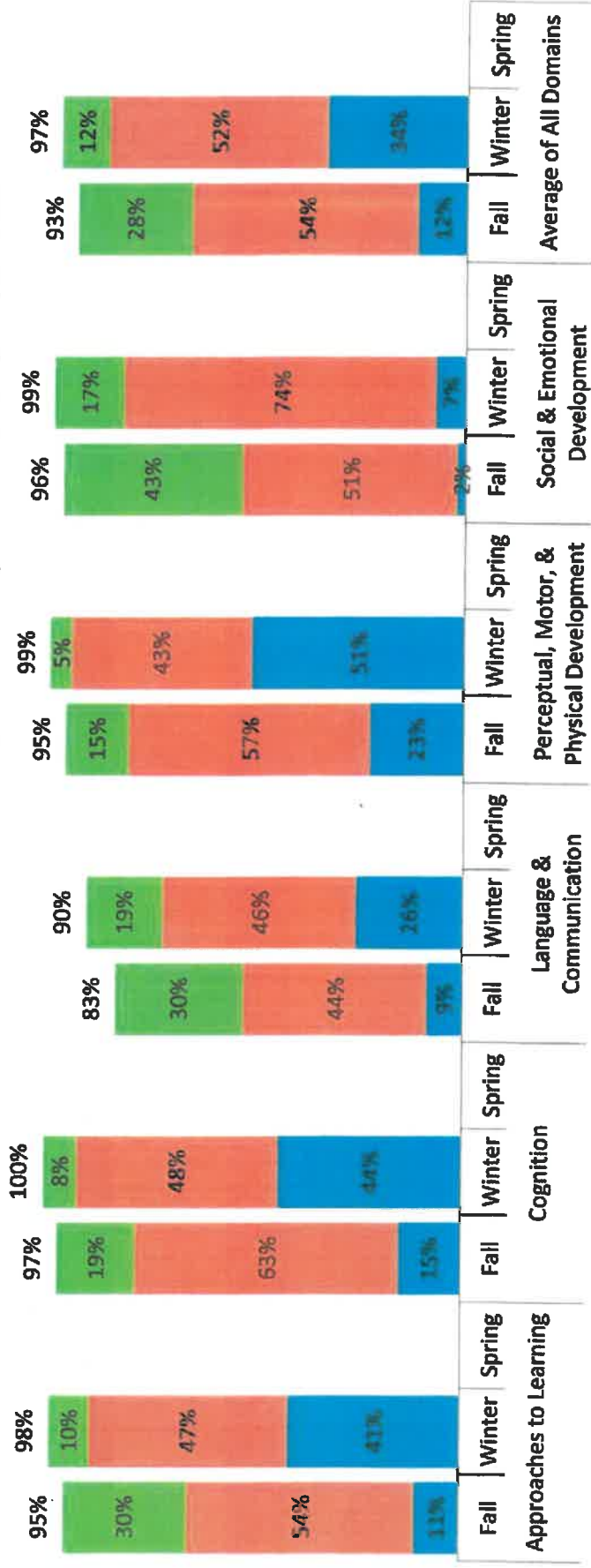
Total	
# of Children	39
% of children with IFSP	28%

Children Who Will Be 3 Years Old

EHS Outcomes Framework

EHS Domain Comparison for Children Who Will Be 3 Years Old on September 1, 2020 Aligned to the Early Head Start Outcomes Framework

Percentage of Ratings Near, At, or Above CA Early Learning Foundation Expectations Fall & Winter 2019-2020



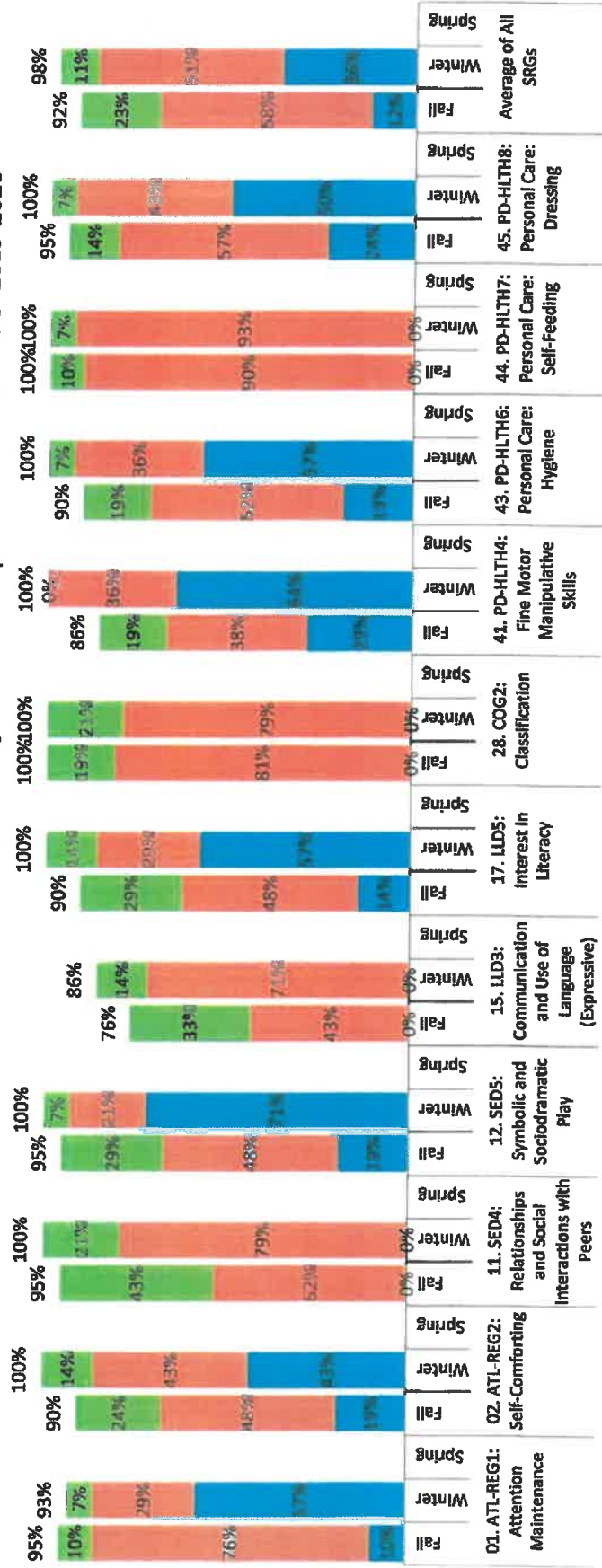
■ % Above ■ % At ■ % Near ■ % Near, At, or Above

# of Children	14
% of children with IFSP	42%
Total	

Children Who Will Be 3 Years Old School Readiness Goals

EHS School Readiness Goals for Children Who Will Be 3 Years Old on September 1, 2020

Percentage of Ratings Near, At, or Above CA Early Learning Foundation Expectations Fall & Winter 2019-2020



■ % Above ■ % At ■ % Near ■ % Near, At, or Above

# of Children	14
% of children with IFSP	42%
Total	