



*California Domestic
Water Company*



ANNUAL REVIEW

**La Habra City Council Meeting
Monday, April 19, 2021**

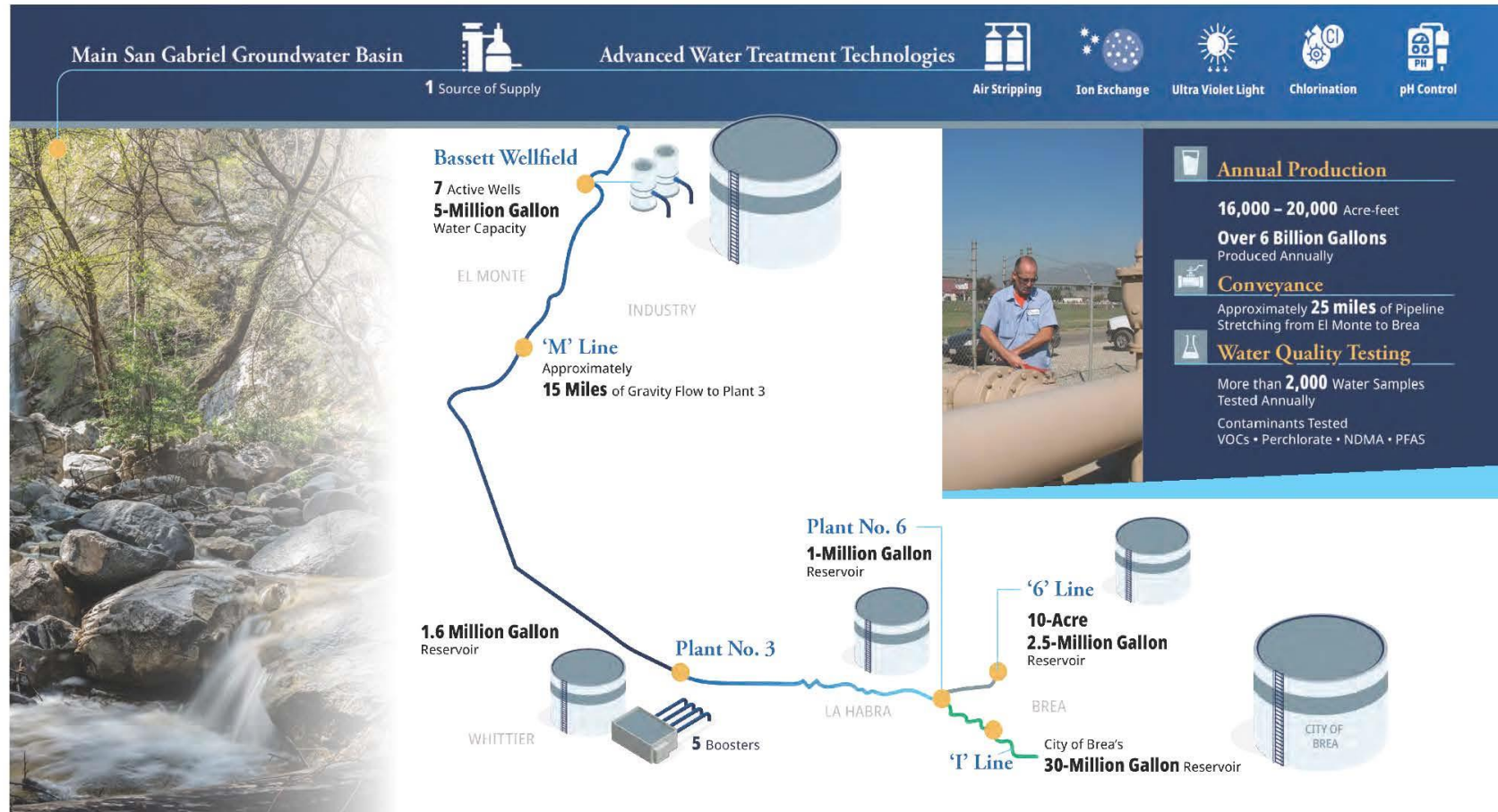
**Presented By:
Lynda Noriega, President**

Summary and Highlights

- **California Domestic Water Company**
 - Operations At-a-Glance
 - 2020 Strategic Plan – *“Collaboration. Community. Commitment.”*
 - Water Supply: Per- and polyfluoroalkyl substances (PFAS)
- **City of La Habra**
 - Water Consumption 2019/2020
 - Average Total Cost of Water Deliveries 2019/2020

Operations – Wholesale Water Supplier

Company At-a-Glance



Proudly serving the communities of:



Suburban Water Systems

A SouthWest Water Company



2020 Strategic Plan

“Community. Collaboration. Commitment.”



Mission

To Ensure Shareholders receive a High-Quality, Reliable Water Supply at a Sustainable and Reasonable Price.



Vision

To continually build and sustain the resources needed to provide Shareholders with a resilient water supply and diverse water rights portfolio, now and for the future.



Values



***Reliable,
Trusted Service***



***Collaboration and
Teamwork***



***Regional and
Industry Leadership***



***Accountability and
Accessibility***

2020 Strategic Plan

“Community. Collaboration. Commitment.”

Goals and Objectives:

1. Focus on developing strategic initiatives that support the Mission, Vision, and Core Values of the Company.
2. Coordinate and solicit feedback from our Shareholders.



2020 Strategic Plan

“Community. Collaboration. Commitment.”

Planning Period:

February 2020 – October 2020

Methodology Milestones



2020 Strategic Plan

“Community. Collaboration. Commitment.”

Shareholder Engagement



Feedback and Themes



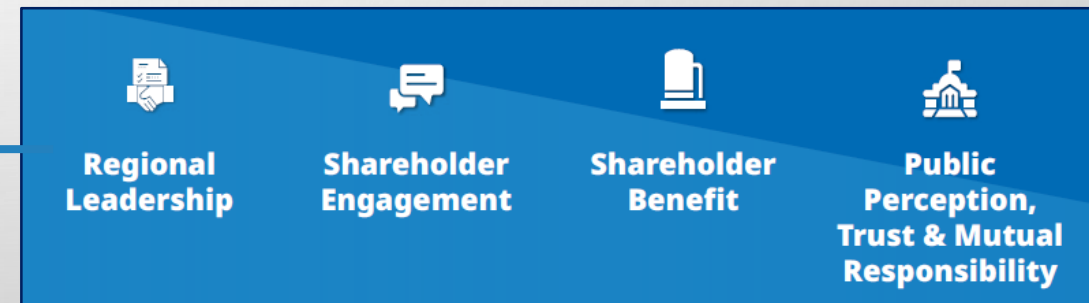
July 15, 2020

- Jim Sadro, City Manager
- Elias Saykali, Public Works Director
- Brian Jones, Water & Sewer Manager




July 17, 2020

- Craig Gott, President



August 4, 2020

- Bill Gallardo, City Manager
- Cindy Russell, Administrative Services Director



2020 Strategic Plan

“Community. Collaboration. Commitment.”

Areas of Focus & Strategic Initiatives



Financial



Water Supply



Water System
& Operations



Succession
Planning



Governance



Outreach &
Communications



Regional
Leadership
& Strategic
Partnerships



Water Supply

Per- and Polyfluoroalkyl Substances (PFAS)

What are these substances?

1. Manufactured substances used on several consumer products:
 - Non-stick coatings for food packaging and cookware
 - Stain-resistant coating on furniture and carpet
 - Firefighting foams
2. Unregulated contaminants being reviewed and studied by the State Water Resources Control Board

Water Supply

Per- and Polyfluoroalkyl Substances (PFAS)

Updated Guidelines from State Water Resources Control Board

PFAS	NOTIFICATION LEVELS		RESPONSE LEVELS	
	<u>August 2019</u>	<u>Effective 2020</u>	<u>August 2019</u>	<u>Effective 2020</u>
PFOA Perfluorooctanoic acid	14 PPT	5.1 PPT	70 PPT of combined PFOA and PFOS	40 PPT of combined PFOA and PFOS
PFOS Perfluorooctane sulfonic acid	13 PPT	6.5 PPT		
	<u>March 2021</u>	<u>Effective 2021</u>	<u>March 2021</u>	<u>Effective 2021</u>
PFBS Perfluorobutane sulfonic acid	500 PPT	500 PPT	5,000 PPT	5,000 PPT

PPT = parts per trillion

One part per trillion is equal to one grain of sand in an Olympic-size swimming pool.

Water Supply

Per- and Polyfluoroalkyl Substances (PFAS)

TESTING and MONITORING

1. Initial samples collected in March 2020.
2. One well requiring treatment.
3. Continued monitoring on a quarterly basis.

RESPONSE

1. Investing \$3.2M in ion exchange treatment facility.
2. Secured equipment for facility.
3. Working with regulators on permitting requirements.

All water delivered to shareholders in 2019/2020 was NON-DETECT for PFAS and remains in compliance with the newly issued guidelines

Water Supply

Per- and Polyfluoroalkyl Substances (PFAS)

Single Pass Ion Exchange Treatment Facility

- Source Water – Well 8
- 6 media vessels
- 3,000 gallon per minute capacity



City of La Habra

2019/2020 Water Consumption

• Common Stock Entitlement Water (1.45 AF/Share)	3,628.99	AF
• Preferred A Stock Entitlement Water	692.83	AF
• Excess Entitlement Water	1,509.22	AF
La Habra 2019/2020 Water Consumption	5,831.04	AF



9.9%, or 643.37 AF, from 2018/2019 Water Consumption

City of La Habra

2019/2020 Cost of Water Deliveries

California Domestic Water Company:

Total Delivery (AF)	5,831
Total Delivery Cost	\$4,156,822
Average Cost / AF	\$713

MWDOC Comparison:

Projected Delivery (AF)	5,831
Projected Delivery Cost	\$6,199,774
Average Cost / AF	\$1,063

2019/2020 Benefits and Savings to City of La Habra = \$350/AF or \$2,040,850

QUESTIONS?



California Domestic
Water Company

...proudly serving our communities since 1889.