



# City of La Habra - Account #210

## MONTHLY ACCOUNT STATEMENT

JUNE 1, 2021 THROUGH JUNE 30, 2021

### Chandler Team:

For questions about your account, please call (800) 317-4747,  
or contact [operations@chandlerasset.com](mailto:operations@chandlerasset.com)

### Custodian

Bank of New York Mellon  
Lauren Dehner  
(904) 645-1918

**CHANDLER ASSET MANAGEMENT**  
chandlerasset.com

*Information contained herein is confidential. We urge you to compare this statement to the one you receive from your qualified custodian. Please see Important Disclosures.*



**PORTFOLIO CHARACTERISTICS**

Average Modified Duration	2.55
Average Coupon	1.80%
Average Purchase YTM	1.65%
Average Market YTM	0.45%
Average S&P/Moody Rating	AA+/Aa1
Average Final Maturity	2.72 yrs
Average Life	2.62 yrs

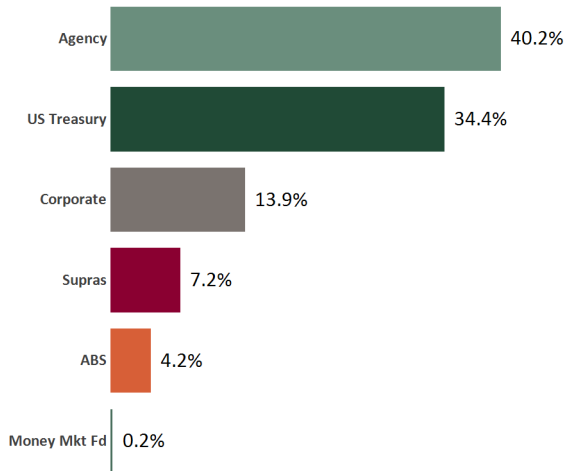
**ACCOUNT SUMMARY**

	Beg. Values as of 5/31/21	End Values as of 6/30/21
Market Value	34,641,987	34,570,527
Accrued Interest	152,583	153,321
<b>Total Market Value</b>	<b>34,794,570</b>	<b>34,723,848</b>
Income Earned	46,918	46,142
Cont/WD		0
Par	33,620,560	33,671,970
Book Value	33,821,892	33,867,297
Cost Value	33,830,482	33,879,735

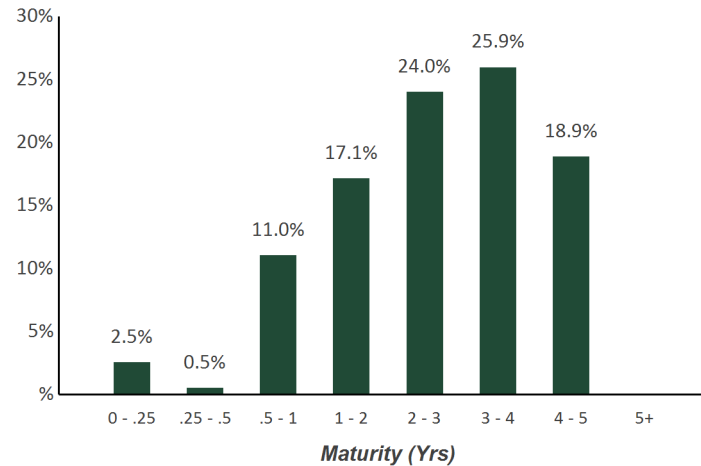
**TOP ISSUERS**

Government of United States	34.4%
Federal National Mortgage Assoc	21.8%
Federal Home Loan Bank	12.2%
Federal Home Loan Mortgage Corp	6.2%
Inter-American Dev Bank	3.5%
Intl Bank Recon and Development	2.5%
US Bancorp	1.3%
JP Morgan Chase & Co	1.3%
<b>Total</b>	<b>83.2%</b>

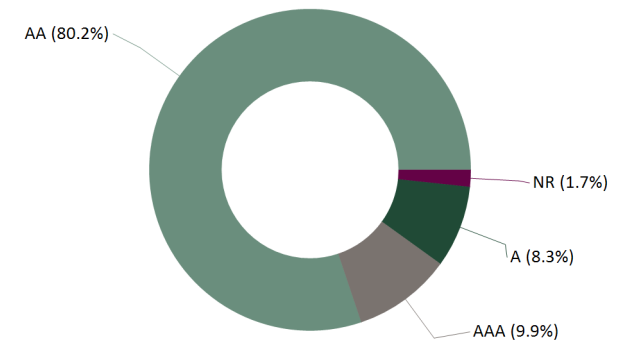
**SECTOR ALLOCATION**



**MATURITY DISTRIBUTION**



**CREDIT QUALITY (S&P)**



**PERFORMANCE REVIEW**

TOTAL RATE OF RETURN	Annualized									
	1M	3M	YTD	1YR	2YRS	3YRS	5YRS	10YRS	7/31/1999	
City of La Habra	-0.20%	0.20%	-0.35%	0.04%	2.62%	3.37%	2.00%	1.75%	3.42%	
ICE BAML 1-5 Yr US Treasury/Agency Index*	-0.22%	0.11%	-0.41%	-0.25%	2.44%	3.25%	1.77%	1.59%	3.19%	
ICE BAML 6-Month US Treasury Bill Index	-0.01%	0.01%	0.05%	0.17%	1.13%	1.59%	1.36%	0.80%	2.02%	

\*ICE BAML 1-Yr US Treasury Bill Index to 3/31/01; then ICE BAML 1-3 Yr US Treasury Index to 11/30/01

# Statement of Compliance

As of June 30, 2021



## City of La Habra

Assets managed by Chandler Asset Management are in full compliance with state law and with the Client's investment policy.

Category	Standard	Comment
Treasury Issues	No limitations	Complies
Agency Issues	35% per agency issuer; 10% per one Federal Agency or GSE issue	Complies
Municipal Securities (state of California)	A1/SP-1 or better short term rating; or Aa/AA or better long term rating by a NRSRO; 20% maximum; 10% maximum for bonds issued by the City of La Habra or an agency of the City of La Habra	Complies
Banker's Acceptances	20% maximum; 5% max per issuer; 180 days max maturity	Complies
Commercial Paper	A-1/P-1 or highest "prime" rating by Moody's or S&P; "A" or higher rated issuer by Moody's or S&P, if long term debt issued; 25% maximum; 5% max per issuer; 270 days max maturity	Complies
Negotiable CDs	30% maximum; 5% max per issuer; Issued by a nationally or state-chartered bank or a state or federal savings and loan association or by a state-licensed branch of a foreign bank	Complies
Certificates of Deposit (CDs)/ Time Deposit (TDs)	30% maximum; 5% max issuer; Collateral for deposits over the amount insured by FDIC/NCUA	Complies
Corporate/Medium-term Notes	25% Maximum; Up to 15% of the portfolio may be invested in notes rated "A" or its equivalent or better by Moody's, S&P or Fitch; The remaining allocation of the portfolio may be invested in notes rated "AA" or better by Moody's, S&P, or Fitch; 5% max per corporate name; Issued by corporations organized and operating within the U.S. or by any state within the U.S.	Complies
Money Market Fund	Highest rating by 2 NRSROs; 20% maximum; 10% per one money market fund	Complies
Asset Backed and Mortgage Backed Securities	"AA" or higher rating by a NRSRO; "A" or higher rating for the issuer's debt by a NRSRO; 10% maximum; 5% max per issuer	Complies
Supranational Securities	"AA" or better by a NRSRO; 10% maximum; 5% max per issuer; US dollar denominated senior unsecured unsubordinated obligations issued or unconditionally guaranteed by IBRD, IFC, IADB	Complies
LAIF/ LGIP	\$50 million maximum	Complies
Repurchase Agreements	102% collateralization; 90 days max maturity	Complies
Prohibited	Unregulated and/or unrated Investment Pools, Trusts, Collateralized Mortgage Obligations, Futures, Options; Inverse floaters; Ranges notes, Interest-only strips from mortgaged backed securities; Zero interest accrual securities; Reverse Repurchase Agreements; Securities Lending	Complies
Max Per Issuer	5% per issuer (except US government , its agencies, and instrumentalities)	Complies
Weighted Avg. Maturity	3 Years	Complies
Maximum Maturity	5 years	Complies

# Reconciliation Summary

As of June 30, 2021



BOOK VALUE RECONCILIATION		
<b>BEGINNING BOOK VALUE</b>		<b>\$33,821,892.48</b>
<b>Acquisition</b>		
+ Security Purchases	\$657,840.97	
+ Money Market Fund Purchases	\$79,430.49	
+ Money Market Contributions	\$0.00	
+ Security Contributions	\$0.00	
+ Security Transfers	\$0.00	
<b>Total Acquisitions</b>		<b>\$737,271.46</b>
<b>Dispositions</b>		
- Security Sales	\$0.00	
- Money Market Fund Sales	\$658,091.68	
- MMF Withdrawals	\$0.00	
- Security Withdrawals	\$0.00	
- Security Transfers	\$0.00	
- Other Dispositions	\$0.00	
- Maturities	\$0.00	
- Calls	\$0.00	
- Principal Paydowns	\$29,928.56	
<b>Total Dispositions</b>		<b>\$688,020.24</b>
<b>Amortization/Accretion</b>		
+/- Net Accretion	(\$3,847.02)	
		(\$3,847.02)
<b>Gain/Loss on Dispositions</b>		
+/- Realized Gain/Loss	\$0.00	
		\$0.00
<b>ENDING BOOK VALUE</b>		<b>\$33,867,296.68</b>

CASH TRANSACTION SUMMARY		
<b>BEGINNING BALANCE</b>		<b>\$656,784.65</b>
<b>Acquisition</b>		
Contributions	\$0.00	
Security Sale Proceeds	\$0.00	
Accrued Interest Received	\$0.00	
Interest Received	\$49,493.29	
Dividend Received	\$8.64	
Principal on Maturities	\$0.00	
Interest on Maturities	\$0.00	
Calls/Redemption (Principal)	\$0.00	
Interest from Calls/Redemption	\$0.00	
Principal Paydown	\$29,928.56	
<b>Total Acquisitions</b>	<b>\$79,430.49</b>	
<b>Dispositions</b>		
Withdrawals	\$0.00	
Security Purchase	\$657,840.97	
Accrued Interest Paid	\$250.71	
<b>Total Dispositions</b>	<b>\$658,091.68</b>	
<b>ENDING BOOK VALUE</b>		<b>\$78,123.46</b>

## Holdings Report

As of June 30, 2021



CUSIP	Security Description	Par Value/Units	Purchase Date Book Yield	Cost Value Book Value	Mkt Price Mkt YTM	Market Value Accrued Int.	% of Port. Gain/Loss	Moody/S&P Fitch	Maturity Duration
<b>ABS</b>									
43814UAG4	Honda Auto Receivables Trust 2018-2 A3 3.01% Due 5/18/2022	6,828.25	05/22/2018 3.03%	6,828.10 6,828.22	100.20 0.16%	6,841.93 7.42	0.02% 13.71	NR / AAA AAA	0.88 0.07
43815HAC1	Honda Auto Receivables Trust 2018-3 A3 2.95% Due 8/22/2022	44,829.35	08/21/2018 2.98%	44,823.19 44,827.58	100.52 0.30%	45,061.92 36.74	0.13% 234.34	Aaa / NR AAA	1.15 0.20
65479GAD1	Nissan Auto Receivables Trust 2018-B A3 3.06% Due 3/15/2023	77,189.41	07/17/2018 3.08%	77,186.90 77,188.97	100.79 0.37%	77,801.50 104.98	0.22% 612.53	Aaa / AAA NR	1.71 0.29
65479JAD5	Nissan Auto Receivables Owner 2019-C A3 1.93% Due 7/15/2024	255,000.00	10/16/2019 1.94%	254,986.54 254,991.35	101.24 0.29%	258,171.44 218.73	0.74% 3,180.09	Aaa / AAA NR	3.04 0.76
47789KAC7	John Deere Owner Trust 2020-A A3 1.1% Due 8/15/2024	180,000.00	03/04/2020 1.11%	179,989.00 179,992.24	100.77 0.34%	181,385.46 88.00	0.52% 1,393.22	Aaa / NR AAA	3.13 1.01
89237VAB5	Toyota Auto Receivables Trust 2020-C A3 0.44% Due 10/15/2024	165,000.00	07/21/2020 0.44%	164,987.30 164,990.09	100.24 0.24%	165,397.98 32.27	0.48% 407.89	Aaa / AAA NR	3.30 1.18
43813KAC6	Honda Auto Receivables Trust 2020-3 A3 0.37% Due 10/18/2024	180,000.00	09/22/2020 0.38%	179,973.56 179,979.91	100.13 0.28%	180,231.48 24.05	0.52% 251.57	NR / AAA AAA	3.30 1.43
58769KAD6	Mercedes-Benz Auto Lease Trust 2021- B A3 0.4% Due 11/15/2024	170,000.00	06/22/2021 0.40%	169,987.17 169,987.20	99.95 0.42%	169,916.02 3.78	0.49% (71.18)	NR / AAA AAA	3.38 2.06
89240BAC2	Toyota Auto Receivables Owners 2021- A A3 0.26% Due 5/15/2025	235,000.00	02/02/2021 0.27%	234,956.38 234,961.90	99.91 0.32%	234,796.96 27.16	0.68% (164.94)	Aaa / NR AAA	3.88 1.58
47788UAC6	John Deere Owner Trust 2021-A A3 0.36% Due 9/15/2025	125,000.00	03/02/2021 0.37%	124,975.98 124,978.04	99.87 0.43%	124,838.13 20.00	0.36% (139.91)	Aaa / NR AAA	4.21 1.92
<b>Total ABS</b>		<b>1,438,847.01</b>	<b>0.98%</b>	<b>1,438,694.12</b> <b>1,438,725.50</b>	<b>0.33%</b>	<b>1,444,442.82</b> <b>563.13</b>	<b>4.16%</b> <b>5,717.32</b>	<b>Aaa / AAA</b> <b>AAA</b>	<b>3.25</b> <b>1.26</b>
<b>AGENCY</b>									
3135G0Q89	FNMA Note 1.375% Due 10/7/2021	175,000.00	10/06/2016 1.45%	174,380.85 174,966.77	100.35 0.08%	175,610.05 561.46	0.51% 643.28	Aaa / AA+ AAA	0.27 0.27

## Holdings Report

As of June 30, 2021



CUSIP	Security Description	Par Value/Units	Purchase Date Book Yield	Cost Value Book Value	Mkt Price Mkt YTM	Market Value Accrued Int.	% of Port. Gain/Loss	Moody/S&P Fitch	Maturity Duration
<b>AGENCY</b>									
313378CR0	FHLB Note 2.25% Due 3/11/2022	500,000.00	06/19/2017 1.86%	508,820.00 501,293.60	101.51 0.09%	507,540.50 3,437.50	1.47% 6,246.90	Aaa / AA+ NR	0.70 0.69
3135G0T45	FNMA Note 1.875% Due 4/5/2022	700,000.00	05/05/2017 1.99%	696,150.00 699,403.07	101.37 0.08%	709,580.20 3,135.42	2.05% 10,177.13	Aaa / AA+ AAA	0.76 0.76
3135G0T78	FNMA Note 2% Due 10/5/2022	700,000.00	06/08/2018 2.82%	676,865.00 693,237.01	102.29 0.18%	716,062.90 3,344.44	2.07% 22,825.89	Aaa / AA+ AAA	1.27 1.25
3135G0T94	FNMA Note 2.375% Due 1/19/2023	800,000.00	Various 2.79%	785,041.00 795,151.09	103.37 0.20%	826,970.40 8,550.00	2.41% 31,819.31	Aaa / AA+ AAA	1.56 1.52
313382AX1	FHLB Note 2.125% Due 3/10/2023	500,000.00	03/23/2018 2.73%	486,065.00 495,249.78	103.14 0.27%	515,702.50 3,276.04	1.49% 20,452.72	Aaa / AA+ AAA	1.69 1.66
313383QR5	FHLB Note 3.25% Due 6/9/2023	500,000.00	08/28/2018 2.87%	508,335.00 503,381.77	105.78 0.26%	528,901.00 993.06	1.53% 25,519.23	Aaa / AA+ NR	1.94 1.89
3137EAEN5	FHLMC Note 2.75% Due 6/19/2023	500,000.00	07/16/2018 2.88%	497,090.00 498,837.94	104.91 0.25%	524,533.50 458.33	1.51% 25,695.56	Aaa / AA+ AAA	1.97 1.93
3135G05G4	FNMA Note 0.25% Due 7/10/2023	605,000.00	07/08/2020 0.32%	603,699.25 604,122.14	99.99 0.26%	604,931.03 718.44	1.74% 808.89	Aaa / AA+ AAA	2.03 2.02
313383YJ4	FHLB Note 3.375% Due 9/8/2023	500,000.00	10/30/2018 3.08%	506,655.00 502,999.07	106.58 0.35%	532,895.00 5,296.88	1.55% 29,895.93	Aaa / AA+ NR	2.19 2.11
3135G0U43	FNMA Note 2.875% Due 9/12/2023	465,000.00	09/12/2018 2.96%	463,093.50 464,160.68	105.69 0.28%	491,442.23 4,047.76	1.43% 27,281.55	Aaa / AA+ AAA	2.20 2.13
3130A0F70	FHLB Note 3.375% Due 12/8/2023	650,000.00	Various 2.75%	668,368.25 659,147.14	107.34 0.35%	697,738.60 1,401.56	2.01% 38,591.46	Aaa / AA+ AAA	2.44 2.36
3135G0V34	FNMA Note 2.5% Due 2/5/2024	500,000.00	02/25/2019 2.59%	497,980.00 498,937.96	105.46 0.38%	527,307.00 5,069.44	1.53% 28,369.04	Aaa / AA+ AAA	2.60 2.50
3130A0XE5	FHLB Note 3.25% Due 3/8/2024	375,000.00	07/09/2019 1.95%	396,660.00 387,477.08	107.56 0.42%	403,342.88 3,825.52	1.17% 15,865.80	Aaa / AA+ NR	2.69 2.57
3130A1XJ2	FHLB Note 2.875% Due 6/14/2024	490,000.00	Various 1.96%	511,128.80 502,505.76	106.99 0.49%	524,253.46 665.24	1.51% 21,747.70	Aaa / AA+ NR	2.96 2.85
3135G0W66	FNMA Note 1.625% Due 10/15/2024	535,000.00	10/17/2019 1.66%	534,085.15 534,397.12	103.59 0.52%	554,207.57 1,835.35	1.60% 19,810.45	Aaa / AA+ AAA	3.30 3.20
3135G0X24	FNMA Note 1.625% Due 1/7/2025	660,000.00	Various 1.49%	664,033.80 662,967.40	103.56 0.60%	683,513.82 5,183.75	1.98% 20,546.42	Aaa / AA+ AAA	3.53 3.40

## Holdings Report

As of June 30, 2021



CUSIP	Security Description	Par Value/Units	Purchase Date Book Yield	Cost Value Book Value	Mkt Price Mkt YTM	Market Value Accrued Int.	% of Port. Gain/Loss	Moody/S&P Fitch	Maturity Duration
<b>AGENCY</b>									
3137EAEP0	FHLMC Note 1.5% Due 2/12/2025	665,000.00	Various 1.23%	673,568.05 671,277.61	103.21 0.60%	686,331.87 3,851.46	1.99% 15,054.26	Aaa / AA+ AAA	3.62 3.51
3130AJHU6	FHLB Note 0.5% Due 4/14/2025	500,000.00	05/28/2020 0.50%	499,895.00 499,918.46	99.44 0.65%	497,224.00 534.72	1.43% (2,694.46)	Aaa / AA+ AAA	3.79 3.74
3135G03U5	FNMA Note 0.625% Due 4/22/2025	295,000.00	04/22/2020 0.67%	294,392.30 294,536.56	99.91 0.65%	294,742.17 353.39	0.85% 205.61	Aaa / AA+ AAA	3.81 3.76
3135G04Z3	FNMA Note 0.5% Due 6/17/2025	735,000.00	06/17/2020 0.54%	733,478.55 733,793.02	99.41 0.65%	730,672.32 142.92	2.10% (3,120.70)	Aaa / AA+ AAA	3.97 3.92
3137EAEU9	FHLMC Note 0.375% Due 7/21/2025	390,000.00	07/21/2020 0.48%	388,057.80 388,423.03	98.63 0.72%	384,657.39 650.00	1.11% (3,765.64)	Aaa / AA+ AAA	4.06 4.01
3135G05X7	FNMA Note 0.375% Due 8/25/2025	620,000.00	08/25/2020 0.47%	617,098.40 617,588.36	98.56 0.73%	611,057.12 813.75	1.76% (6,531.24)	Aaa / AA+ AAA	4.16 4.10
3137EAEX3	FHLMC Note 0.375% Due 9/23/2025	570,000.00	09/23/2020 0.44%	568,284.30 568,546.73	98.47 0.74%	561,304.08 581.88	1.62% (7,242.65)	Aaa / AA+ AAA	4.24 4.18
3135G06G3	FNMA Note 0.5% Due 11/7/2025	610,000.00	11/09/2020 0.57%	607,816.20 608,093.22	98.91 0.75%	603,368.69 457.50	1.74% (4,724.53)	Aaa / AA+ AAA	4.36 4.29
<b>Total Agency</b>		<b>13,540,000.00</b>	<b>1.74%</b>	<b>13,561,041.20</b> <b>13,560,412.37</b>	<b>0.42%</b>	<b>13,893,890.28</b> <b>59,185.81</b>	<b>40.18%</b> <b>333,477.91</b>	<b>Aaa / AA+</b> <b>AAA</b>	<b>2.66</b> <b>2.60</b>
<b>CORPORATE</b>									
02665WBG5	American Honda Finance Note 1.7% Due 9/9/2021	400,000.00	01/20/2017 2.55%	385,276.00 399,389.41	100.27 0.27%	401,092.40 2,115.56	1.16% 1,702.99	A3 / A- NR	0.19 0.19
91159HHP8	US Bancorp Callable Note Cont 12/23/2021 2.625% Due 1/24/2022	200,000.00	01/19/2017 2.66%	199,656.00 199,961.00	101.17 0.19%	202,333.80 2,289.58	0.59% 2,372.80	A1 / A+ A+	0.57 0.47
084664BT7	Berkshire Hathaway Note 3% Due 5/15/2022	400,000.00	05/23/2017 2.30%	413,112.00 402,297.31	102.37 0.29%	409,460.40 1,533.33	1.18% 7,163.09	Aa2 / AA A+	0.87 0.87
037833DE7	Apple Inc Callable Note Cont 12/13/2022 2.4% Due 1/13/2023	400,000.00	05/09/2018 3.25%	385,304.00 395,173.04	103.23 0.17%	412,918.00 4,480.00	1.20% 17,744.96	Aa1 / AA+ NR	1.54 1.42
90331HNL3	US Bank NA Callable Note Cont 12/23/2022 2.85% Due 1/23/2023	250,000.00	02/07/2018 2.97%	248,660.00 249,577.04	103.74 0.32%	259,344.50 3,127.08	0.76% 9,767.46	A1 / AA- AA-	1.57 1.44

## Holdings Report

As of June 30, 2021



CUSIP	Security Description	Par Value/Units	Purchase Date Book Yield	Cost Value Book Value	Mkt Price Mkt YTM	Market Value Accrued Int.	% of Port. Gain/Loss	Moody/S&P Fitch	Maturity Duration
<b>CORPORATE</b>									
931142EK5	Wal-Mart Stores Callable Note Cont 5/26/2023 3.4% Due 6/26/2023	400,000.00	Various 3.36%	400,786.05 400,303.71	105.98 0.25%	423,902.40 188.89	1.22% 23,598.69	Aa2 / AA AA	1.99 1.86
89236TFN0	Toyota Motor Credit Corp Note 3.45% Due 9/20/2023	400,000.00	11/28/2018 3.64%	396,716.00 398,482.44	106.30 0.59%	425,198.80 3,871.67	1.24% 26,716.36	A1 / A+ A+	2.22 2.14
24422EUR8	John Deere Capital Corp Note 3.45% Due 1/10/2024	400,000.00	03/06/2019 3.09%	406,432.00 403,355.98	107.58 0.43%	430,328.40 6,555.00	1.26% 26,972.42	A2 / A A	2.53 2.40
06051GHF9	Bank of America Corp Callable Note 1X 3/5/2023 3.55% Due 3/5/2024	400,000.00	09/10/2019 2.07%	416,173.00 409,668.21	105.06 0.52%	420,244.80 4,575.56	1.22% 10,576.59	A2 / A- AA-	2.68 1.63
747525AT0	Qualcomm Inc Callable Note Cont 3/20/2024 2.9% Due 5/20/2024	400,000.00	08/19/2019 2.25%	411,288.00 406,699.93	106.29 0.57%	425,145.20 1,321.11	1.23% 18,445.27	A2 / A- NR	2.89 2.62
30231GBH4	Exxon Mobil Corp Callable Note Cont 2/19/2025 2.992% Due 3/19/2025	400,000.00	01/22/2021 0.71%	436,452.00 432,622.70	107.29 0.95%	429,177.60 3,390.93	1.25% (3,445.10)	Aa2 / AA- NR	3.72 3.44
46625HMN7	JP Morgan Chase Callable Note Cont 4/15/2025 3.9% Due 7/15/2025	400,000.00	02/24/2021 0.92%	448,200.00 444,207.29	110.64 1.03%	442,570.00 7,193.33	1.30% (1,637.29)	A2 / A- AA-	4.04 3.50
91324PEC2	United Health Group Inc Callable Note Cont 4/15/2026 1.15% Due 5/15/2026	90,000.00	Various 1.08%	90,291.30 90,288.87	100.05 1.14%	90,046.35 120.75	0.26% (242.52)	A3 / A+ A	4.88 4.64
<b>Total Corporate</b>		<b>4,540,000.00</b>	<b>2.40%</b>	<b>4,638,346.35</b> <b>4,632,026.93</b>	<b>0.50%</b>	<b>4,771,762.65</b> <b>40,762.79</b>	<b>13.86%</b> <b>139,735.72</b>	<b>A1 / A+</b> <b>A+</b>	<b>2.23</b> <b>1.98</b>
<b>MONEY MARKET FUND</b>									
60934N807	Federated Investors Govt Oblig Fund Inst.	78,123.46	Various 0.01%	78,123.46 78,123.46	1.00 0.01%	78,123.46 0.00	0.22% 0.00	Aaa / AAA AAA	0.00 0.00
<b>Total Money Market Fund</b>		<b>78,123.46</b>	<b>0.01%</b>	<b>78,123.46</b> <b>78,123.46</b>	<b>0.01%</b>	<b>0.00</b> <b>78,123.46</b>	<b>0.00</b> <b>0.22%</b>	<b>AAA</b> <b>Aaa / AAA</b>	<b>0.00</b> <b>0.00</b>
<b>SUPRANATIONAL</b>									
45950KCJ7	International Finance Corp Note 1.125% Due 7/20/2021	400,000.00	11/09/2016 1.64%	390,656.00 399,896.36	100.06 0.12%	400,224.00 2,012.50	1.16% 327.64	Aaa / AAA NR	0.05 0.06

## Holdings Report

As of June 30, 2021



CUSIP	Security Description	Par Value/Units	Purchase Date Book Yield	Cost Value Book Value	Mkt Price Mkt YTM	Market Value Accrued Int.	% of Port. Gain/Loss	Moody/S&P Fitch	Maturity Duration
<b>SUPRANATIONAL</b>									
4581X0CZ9	Inter-American Dev Bank Note 1.75% Due 9/14/2022	500,000.00	11/28/2017 2.18%	490,335.00 497,568.55	101.88 0.19%	509,417.00 2,600.69	1.47% 11,848.45	Aaa / AAA AAA	1.21 1.19
459058JB0	Intl. Bank Recon & Development Note 0.625% Due 4/22/2025	365,000.00	04/15/2020 0.70%	363,587.45 363,923.96	99.68 0.71%	363,821.05 437.24	1.05% (102.91)	Aaa / AAA NR	3.81 3.75
459058JL8	Intl. Bank Recon & Development Note 0.5% Due 10/28/2025	515,000.00	10/21/2020 0.52%	514,418.05 514,496.45	98.81 0.78%	508,868.93 450.63	1.47% (5,627.52)	Aaa / AAA AAA	4.33 4.27
4581X0DV7	Inter-American Dev Bank Note 0.875% Due 4/20/2026	710,000.00	04/13/2021 0.97%	706,748.20 706,876.42	100.04 0.87%	710,256.31 1,225.24	2.05% 3,379.89	Aaa / AAA AAA	4.81 4.69
<b>Total Supranational</b>		<b>2,490,000.00</b>	<b>1.19%</b>	<b>2,465,744.70</b> <b>2,482,761.74</b>	<b>0.57%</b>	<b>2,492,587.29</b> <b>6,726.30</b>	<b>7.20%</b> <b>9,825.55</b>	<b>Aaa / AAA</b> <b>AAA</b>	<b>3.06</b> <b>3.00</b>
<b>US TREASURY</b>									
912828V72	US Treasury Note 1.875% Due 1/31/2022	500,000.00	02/27/2017 1.84%	500,802.46 500,095.51	101.05 0.09%	505,234.50 3,910.57	1.47% 5,138.99	Aaa / AA+ AAA	0.59 0.58
912828J43	US Treasury Note 1.75% Due 2/28/2022	800,000.00	Various 1.92%	793,549.55 799,130.34	101.11 0.09%	808,875.20 4,679.35	2.34% 9,744.86	Aaa / AA+ AAA	0.67 0.66
912828XW5	US Treasury Note 1.75% Due 6/30/2022	650,000.00	07/25/2017 1.86%	646,549.05 649,302.14	101.64 0.11%	660,638.55 30.91	1.90% 11,336.41	Aaa / AA+ AAA	1.00 1.00
912828L24	US Treasury Note 1.875% Due 8/31/2022	300,000.00	09/27/2017 1.92%	299,391.63 299,855.86	102.04 0.13%	306,117.30 1,880.10	0.89% 6,261.44	Aaa / AA+ AAA	1.17 1.15
912828L57	US Treasury Note 1.75% Due 9/30/2022	450,000.00	Various 2.07%	443,486.79 448,321.88	102.01 0.14%	459,052.65 1,979.51	1.33% 10,730.77	Aaa / AA+ AAA	1.25 1.24
912828M49	US Treasury Note 1.875% Due 10/31/2022	300,000.00	11/28/2017 2.05%	297,609.38 299,352.12	102.30 0.15%	306,902.40 947.69	0.89% 7,550.28	Aaa / AA+ AAA	1.34 1.32
912828T91	US Treasury Note 1.625% Due 10/31/2023	300,000.00	11/29/2018 2.87%	282,996.09 291,933.56	103.04 0.32%	309,105.60 821.33	0.89% 17,172.04	Aaa / AA+ AAA	2.34 2.29
912828V80	US Treasury Note 2.25% Due 1/31/2024	600,000.00	Various 1.43%	618,656.26 612,263.70	104.85 0.36%	629,086.20 5,631.22	1.83% 16,822.50	Aaa / AA+ AAA	2.59 2.50
912828W48	US Treasury Note 2.125% Due 2/29/2024	750,000.00	04/10/2019 2.29%	744,462.89 746,981.73	104.63 0.38%	784,687.50 5,326.94	2.28% 37,705.77	Aaa / AA+ AAA	2.67 2.59
912828X70	US Treasury Note 2% Due 4/30/2024	600,000.00	Various 1.36%	615,410.15 610,557.21	104.45 0.42%	626,695.20 2,021.74	1.81% 16,137.99	Aaa / AA+ AAA	2.84 2.76

## Holdings Report

As of June 30, 2021



CUSIP	Security Description	Par Value/Units	Purchase Date Book Yield	Cost Value Book Value	Mkt Price Mkt YTM	Market Value Accrued Int.	% of Port. Gain/Loss	Moody/S&P Fitch	Maturity Duration
<b>US TREASURY</b>									
912828WJ5	US Treasury Note 2.5% Due 5/15/2024	425,000.00	06/10/2019 1.91%	436,720.70 431,830.56	105.93 0.42%	450,217.80 1,357.00	1.30% 18,387.24	Aaa / AA+ AAA	2.88 2.78
912828D56	US Treasury Note 2.375% Due 8/15/2024	650,000.00	09/11/2019 1.60%	673,613.28 664,976.52	105.88 0.48%	688,238.20 5,799.72	2.00% 23,261.68	Aaa / AA+ AAA	3.13 3.00
9128282Y5	US Treasury Note 2.125% Due 9/30/2024	675,000.00	Various 1.70%	688,219.73 683,846.36	105.19 0.51%	710,041.95 3,605.53	2.06% 26,195.59	Aaa / AA+ AAA	3.25 3.14
9128283J7	US Treasury Note 2.125% Due 11/30/2024	675,000.00	12/05/2019 1.64%	690,451.17 685,589.27	105.34 0.55%	711,043.65 1,214.91	2.05% 25,454.38	Aaa / AA+ AAA	3.42 3.30
912828ZC7	US Treasury Note 1.125% Due 2/28/2025	1,000,000.00	03/19/2020 0.72%	1,019,843.75 1,014,701.52	101.85 0.61%	1,018,516.00 3,760.19	2.94% 3,814.48	Aaa / AA+ AAA	3.67 3.58
9128284R8	US Treasury Note 2.875% Due 5/31/2025	385,000.00	06/04/2020 0.43%	431,350.39 421,398.16	108.59 0.65%	418,055.72 937.52	1.21% (3,342.44)	Aaa / AA+ AAA	3.92 3.72
91282CAZ4	US Treasury Note 0.375% Due 11/30/2025	700,000.00	12/28/2020 0.38%	699,808.59 699,828.19	98.24 0.78%	687,668.10 222.34	1.98% (12,160.09)	Aaa / AA+ AAA	4.42 4.37
91282CBC4	US Treasury Note 0.375% Due 12/31/2025	525,000.00	01/27/2021 0.39%	524,507.81 524,549.97	98.14 0.80%	515,258.63 5.35	1.48% (9,291.34)	Aaa / AA+ AAA	4.51 4.45
91282CBT7	US Treasury Note 0.75% Due 3/31/2026	900,000.00	03/30/2021 0.91%	892,792.97 893,156.08	99.60 0.84%	896,379.30 1,696.72	2.59% 3,223.22	Aaa / AA+ AAA	4.75 4.65
91282CCF6	US Treasury Note 0.75% Due 5/31/2026	400,000.00	06/18/2021 0.88%	397,562.50 397,576.00	99.48 0.86%	397,906.40 254.10	1.15% 330.40	Aaa / AA+ AAA	4.92 4.81
<b>Total US Treasury</b>		<b>11,585,000.00</b>	<b>1.44%</b>	<b>11,697,785.14</b> <b>11,675,246.68</b>	<b>0.46%</b>	<b>11,889,720.85</b> <b>46,082.74</b>	<b>34.37%</b> <b>214,474.17</b>	<b>Aaa / AA+</b> <b>AAA</b>	<b>2.88</b> <b>2.80</b>
<b>TOTAL PORTFOLIO</b>		<b>33,671,970.47</b>	<b>1.65%</b>	<b>33,879,734.97</b> <b>33,867,296.68</b>	<b>0.45%</b>	<b>34,570,527.35</b> <b>153,320.77</b>	<b>100.00%</b> <b>703,230.67</b>	<b>Aa1 / AA+</b> <b>AAA</b>	<b>2.72</b> <b>2.55</b>
<b>TOTAL MARKET VALUE PLUS ACCRUED</b>						<b>34,723,848.12</b>			

## Transaction Ledger

As of June 30, 2021



Transaction Type	Settlement Date	CUSIP	Quantity	Security Description	Price	Acq/Disp Yield	Amount	Interest Pur/Sold	Total Amount	Gain/Loss
<b>ACQUISITIONS</b>										
Purchase	06/02/2021	60934N807	8.64	Federated Investors Govt Oblig Fund Inst.	1.000	0.01%	8.64	0.00	8.64	0.00
Purchase	06/08/2021	60934N807	10,968.75	Federated Investors Govt Oblig Fund Inst.	1.000	0.01%	10,968.75	0.00	10,968.75	0.00
Purchase	06/09/2021	60934N807	8,125.00	Federated Investors Govt Oblig Fund Inst.	1.000	0.01%	8,125.00	0.00	8,125.00	0.00
Purchase	06/14/2021	60934N807	7,043.75	Federated Investors Govt Oblig Fund Inst.	1.000	0.01%	7,043.75	0.00	7,043.75	0.00
Purchase	06/15/2021	60934N807	50.92	Federated Investors Govt Oblig Fund Inst.	1.000	0.01%	50.92	0.00	50.92	0.00
Purchase	06/15/2021	60934N807	60.50	Federated Investors Govt Oblig Fund Inst.	1.000	0.01%	60.50	0.00	60.50	0.00
Purchase	06/15/2021	60934N807	410.12	Federated Investors Govt Oblig Fund Inst.	1.000	0.01%	410.12	0.00	410.12	0.00
Purchase	06/15/2021	60934N807	165.00	Federated Investors Govt Oblig Fund Inst.	1.000	0.01%	165.00	0.00	165.00	0.00
Purchase	06/15/2021	60934N807	32.36	Federated Investors Govt Oblig Fund Inst.	1.000	0.01%	32.36	0.00	32.36	0.00
Purchase	06/15/2021	60934N807	2,291.89	Federated Investors Govt Oblig Fund Inst.	1.000	0.01%	2,291.89	0.00	2,291.89	0.00
Purchase	06/15/2021	60934N807	11,280.38	Federated Investors Govt Oblig Fund Inst.	1.000	0.01%	11,280.38	0.00	11,280.38	0.00
Purchase	06/16/2021	91324PEC2	60,000.00	United Health Group Inc Callable Note Cont 4/15/2026 1.15% Due 5/15/2026	100.333	1.08%	60,199.80	51.75	60,251.55	0.00
Purchase	06/17/2021	60934N807	1,837.50	Federated Investors Govt Oblig Fund Inst.	1.000	0.01%	1,837.50	0.00	1,837.50	0.00
Purchase	06/17/2021	91324PEC2	30,000.00	United Health Group Inc Callable Note Cont 4/15/2026 1.15% Due 5/15/2026	100.305	1.08%	30,091.50	26.83	30,118.33	0.00
Purchase	06/18/2021	60934N807	55.50	Federated Investors Govt Oblig Fund Inst.	1.000	0.01%	55.50	0.00	55.50	0.00

## Transaction Ledger

As of June 30, 2021



Transaction Type	Settlement Date	CUSIP	Quantity	Security Description	Price	Acq/Disp Yield	Amount	Interest Pur/Sold	Total Amount	Gain/Loss
<b>ACQUISITIONS</b>										
Purchase	06/18/2021	60934N807	5,441.80	Federated Investors Govt Oblig Fund Inst.	1.000	0.01%	5,441.80	0.00	5,441.80	0.00
Purchase	06/19/2021	60934N807	6,875.00	Federated Investors Govt Oblig Fund Inst.	1.000	0.01%	6,875.00	0.00	6,875.00	0.00
Purchase	06/21/2021	60934N807	11,311.50	Federated Investors Govt Oblig Fund Inst.	1.000	0.01%	11,311.50	0.00	11,311.50	0.00
Purchase	06/21/2021	91282CCF6	400,000.00	US Treasury Note 0.75% Due 5/31/2026	99.391	0.88%	397,562.50	172.13	397,734.63	0.00
Purchase	06/26/2021	60934N807	6,800.00	Federated Investors Govt Oblig Fund Inst.	1.000	0.01%	6,800.00	0.00	6,800.00	0.00
Purchase	06/29/2021	58769KAD6	170,000.00	Mercedes-Benz Auto Lease Trust 2021- B A3 0.4% Due 11/15/2024	99.992	0.40%	169,987.17	0.00	169,987.17	0.00
Purchase	06/30/2021	60934N807	6,671.88	Federated Investors Govt Oblig Fund Inst.	1.000	0.01%	6,671.88	0.00	6,671.88	0.00
<b>Subtotal</b>			<b>739,430.49</b>				<b>737,271.46</b>	<b>250.71</b>	<b>737,522.17</b>	<b>0.00</b>
<b>TOTAL ACQUISITIONS</b>			<b>739,430.49</b>				<b>737,271.46</b>	<b>250.71</b>	<b>737,522.17</b>	<b>0.00</b>
<b>DISPOSITIONS</b>										
Sale	06/16/2021	60934N807	60,251.55	Federated Investors Govt Oblig Fund Inst.	1.000	0.01%	60,251.55	0.00	60,251.55	0.00
Sale	06/17/2021	60934N807	30,118.33	Federated Investors Govt Oblig Fund Inst.	1.000	0.01%	30,118.33	0.00	30,118.33	0.00
Sale	06/21/2021	60934N807	397,734.63	Federated Investors Govt Oblig Fund Inst.	1.000	0.01%	397,734.63	0.00	397,734.63	0.00
Sale	06/29/2021	60934N807	169,987.17	Federated Investors Govt Oblig Fund Inst.	1.000	0.01%	169,987.17	0.00	169,987.17	0.00
<b>Subtotal</b>			<b>658,091.68</b>				<b>658,091.68</b>	<b>0.00</b>	<b>658,091.68</b>	<b>0.00</b>

## Transaction Ledger

As of June 30, 2021



Transaction Type	Settlement Date	CUSIP	Quantity	Security Description	Price	Acq/Disp Yield	Amount	Interest Pur/Sold	Total Amount	Gain/Loss
<b>DISPOSITIONS</b>										
Paydown	06/15/2021	43815NAB0	2,288.27	Honda Auto Receivables Trust 2019-3 A2 1.9% Due 4/15/2022	100.000		2,288.27	3.62	2,291.89	0.00
Paydown	06/15/2021	47788UAC6	0.00	John Deere Owner Trust 2021-A A3 0.36% Due 9/15/2025	100.000		0.00	32.36	32.36	0.00
Paydown	06/15/2021	47789KAC7	0.00	John Deere Owner Trust 2020-A A3 1.1% Due 8/15/2024	100.000		0.00	165.00	165.00	0.00
Paydown	06/15/2021	65479GAD1	11,055.36	Nissan Auto Receivables Trust 2018-B A3 3.06% Due 3/15/2023	100.000		11,055.36	225.02	11,280.38	0.00
Paydown	06/15/2021	65479JAD5	0.00	Nissan Auto Receivables Owner 2019-C A3 1.93% Due 7/15/2024	100.000		0.00	410.12	410.12	0.00
Paydown	06/15/2021	89237VAB5	0.00	Toyota Auto Receivables Trust 2020-C A3 0.44% Due 10/15/2024	100.000		0.00	60.50	60.50	0.00
Paydown	06/15/2021	89240BAC2	0.00	Toyota Auto Receivables Owners 2021-A A3 0.26% Due 5/15/2025	100.000		0.00	50.92	50.92	0.00
Paydown	06/18/2021	43813KAC6	0.00	Honda Auto Receivables Trust 2020-3 A3 0.37% Due 10/18/2024	100.000		0.00	55.50	55.50	0.00
Paydown	06/18/2021	43814UAG4	5,411.10	Honda Auto Receivables Trust 2018-2 A3 3.01% Due 5/18/2022	100.000		5,411.10	30.70	5,441.80	0.00
Paydown	06/21/2021	43815HAC1	11,173.83	Honda Auto Receivables Trust 2018-3 A3 2.95% Due 8/22/2022	100.000		11,173.83	137.67	11,311.50	0.00
<b>Subtotal</b>			<b>29,928.56</b>				<b>29,928.56</b>	<b>1,171.41</b>	<b>31,099.97</b>	<b>0.00</b>
<b>TOTAL DISPOSITIONS</b>			<b>688,020.24</b>				<b>688,020.24</b>	<b>1,171.41</b>	<b>689,191.65</b>	<b>0.00</b>

## Transaction Ledger

As of June 30, 2021



Transaction Type	Settlement Date	CUSIP	Quantity	Security Description	Price	Acq/Disp Yield	Amount	Interest Pur/Sold	Total Amount	Gain/Loss
<b>OTHER TRANSACTIONS</b>										
Interest	06/08/2021	3130A0F70	650,000.00	FHLB Note 3.375% Due 12/8/2023	0.000		10,968.75	0.00	10,968.75	0.00
Interest	06/09/2021	313383QR5	500,000.00	FHLB Note 3.25% Due 6/9/2023	0.000		8,125.00	0.00	8,125.00	0.00
Interest	06/14/2021	3130A1XJ2	490,000.00	FHLB Note 2.875% Due 6/14/2024	0.000		7,043.75	0.00	7,043.75	0.00
Interest	06/17/2021	3135G04Z3	735,000.00	FNMA Note 0.5% Due 6/17/2025	0.000		1,837.50	0.00	1,837.50	0.00
Interest	06/19/2021	3137EAEN5	500,000.00	FHLMC Note 2.75% Due 6/19/2023	0.000		6,875.00	0.00	6,875.00	0.00
Interest	06/26/2021	931142EK5	400,000.00	Wal-Mart Stores Callable Note Cont 5/26/2023 3.4% Due 6/26/2023	0.000		6,800.00	0.00	6,800.00	0.00
Interest	06/30/2021	912828XW5	650,000.00	US Treasury Note 1.75% Due 6/30/2022	0.000		5,687.50	0.00	5,687.50	0.00
Interest	06/30/2021	91282CBC4	525,000.00	US Treasury Note 0.375% Due 12/31/2025	0.000		984.38	0.00	984.38	0.00
<b>Subtotal</b>			<b>4,450,000.00</b>				<b>48,321.88</b>	<b>0.00</b>	<b>48,321.88</b>	<b>0.00</b>
Dividend	06/02/2021	60934N807	656,784.65	Federated Investors Govt Oblig Fund Inst.	0.000		8.64	0.00	8.64	0.00
<b>Subtotal</b>			<b>656,784.65</b>				<b>8.64</b>	<b>0.00</b>	<b>8.64</b>	<b>0.00</b>
<b>TOTAL OTHER TRANSACTIONS</b>			<b>5,106,784.65</b>				<b>48,330.52</b>	<b>0.00</b>	<b>48,330.52</b>	<b>0.00</b>

## Income Earned

As of June 30, 2021



CUSIP	Security Description	Trade Date Settle Date Units	Book Value: Begin Book Value: Acq Book Value: Disp Book Value: End	Prior Accrued Inc. Received Ending Accrued Total Interest	Accr. Of Discount Amort. Of Premium Net Accret/Amort Income Earned	Total Income
<b>FIXED INCOME</b>						
02665WBG5	American Honda Finance Note 1.7% Due 09/09/2021	01/20/2017 01/25/2017 400,000.00	399,127.73 0.00 0.00 399,389.41	1,548.89 0.00 2,115.56 566.67	261.68 0.00 261.68 828.35	828.35
037833DE7	Apple Inc Callable Note Cont 12/13/2022 2.4% Due 01/13/2023	05/09/2018 05/11/2018 400,000.00	394,914.91 0.00 0.00 395,173.04	3,680.00 0.00 4,480.00 800.00	258.13 0.00 258.13 1,058.13	1,058.13
06051GHF9	Bank of America Corp Callable Note 1X 3/5/2023 3.55% Due 03/05/2024	09/10/2019 09/12/2019 400,000.00	409,964.78 0.00 0.00 409,668.21	3,392.23 0.00 4,575.56 1,183.33	0.00 296.57 (296.57) 886.76	886.76
084664BT7	Berkshire Hathaway Note 3% Due 05/15/2022	05/23/2017 05/26/2017 400,000.00	402,514.04 0.00 0.00 402,297.31	533.33 0.00 1,533.33 1,000.00	0.00 216.73 (216.73) 783.27	783.27
24422EUR8	John Deere Capital Corp Note 3.45% Due 01/10/2024	03/06/2019 03/08/2019 400,000.00	403,465.06 0.00 0.00 403,355.98	5,405.00 0.00 6,555.00 1,150.00	0.00 109.08 (109.08) 1,040.92	1,040.92
30231GBH4	Exxon Mobil Corp Callable Note Cont 2/19/2025 2.992% Due 03/19/2025	01/22/2021 01/26/2021 400,000.00	433,359.10 0.00 0.00 432,622.70	2,393.60 0.00 3,390.93 997.33	0.00 736.40 (736.40) 260.93	260.93
3130A0F70	FHLB Note 3.375% Due 12/08/2023	Various Various 650,000.00	659,455.47 0.00 0.00 659,147.14	10,542.19 10,968.75 1,401.56 1,828.12	0.00 308.33 (308.33) 1,519.79	1,519.79
3130A0XE5	FHLB Note 3.25% Due 03/08/2024	07/09/2019 07/10/2019 375,000.00	387,858.64 0.00 0.00 387,477.08	2,809.90 0.00 3,825.52 1,015.62	0.00 381.56 (381.56) 634.06	634.06
3130A1XJ2	FHLB Note 2.875% Due 06/14/2024	Various Various 490,000.00	502,853.48 0.00 0.00 502,505.76	6,535.04 7,043.75 665.24 1,173.95	0.00 347.72 (347.72) 826.23	826.23

## Income Earned

As of June 30, 2021



CUSIP	Security Description	Trade Date Settle Date Units	Book Value: Begin Book Value: Acq Book Value: Disp Book Value: End	Prior Accrued Inc. Received Ending Accrued Total Interest	Accr. Of Discount Amort. Of Premium Net Accret/Amort Income Earned	Total Income
313378CR0	FHLB Note 2.25% Due 03/11/2022	06/19/2017 06/20/2017 500,000.00	501,446.99 0.00 0.00 501,293.60	2,500.00 0.00 3,437.50 937.50	0.00 153.39 (153.39) 784.11	784.11
313382AX1	FHLB Note 2.125% Due 03/10/2023	03/23/2018 03/26/2018 500,000.00	495,018.81 0.00 0.00 495,249.78	2,390.63 0.00 3,276.04 885.41	230.97 0.00 230.97 1,116.38	1,116.38
313383QR5	FHLB Note 3.25% Due 06/09/2023	08/28/2018 08/29/2018 500,000.00	503,525.06 0.00 0.00 503,381.77	7,763.89 8,125.00 993.06 1,354.17	0.00 143.29 (143.29) 1,210.88	1,210.88
313383YJ4	FHLB Note 3.375% Due 09/08/2023	10/30/2018 10/31/2018 500,000.00	503,111.67 0.00 0.00 502,999.07	3,890.63 0.00 5,296.88 1,406.25	0.00 112.60 (112.60) 1,293.65	1,293.65
3135G03U5	FNMA Note 0.625% Due 04/22/2025	04/22/2020 04/24/2020 295,000.00	294,526.57 0.00 0.00 294,536.56	199.74 0.00 353.39 153.65	9.99 0.00 9.99 163.64	163.64
3135G04Z3	FNMA Note 0.5% Due 06/17/2025	06/17/2020 06/19/2020 735,000.00	733,767.99 0.00 0.00 733,793.02	1,674.17 1,837.50 142.92 306.25	25.03 0.00 25.03 331.28	331.28
3135G05G4	FNMA Note 0.25% Due 07/10/2023	07/08/2020 07/10/2020 605,000.00	604,086.51 0.00 0.00 604,122.14	592.40 0.00 718.44 126.04	35.63 0.00 35.63 161.67	161.67
3135G05X7	FNMA Note 0.375% Due 08/25/2025	08/25/2020 08/27/2020 620,000.00	617,540.64 0.00 0.00 617,588.36	620.00 0.00 813.75 193.75	47.72 0.00 47.72 241.47	241.47
3135G06G3	FNMA Note 0.5% Due 11/07/2025	11/09/2020 11/12/2020 610,000.00	608,057.25 0.00 0.00 608,093.22	203.33 0.00 457.50 254.17	35.97 0.00 35.97 290.14	290.14

## Income Earned

As of June 30, 2021



CUSIP	Security Description	Trade Date Settle Date Units	Book Value: Begin Book Value: Acq Book Value: Disp Book Value: End	Prior Accrued Inc. Received Ending Accrued Total Interest	Accr. Of Discount Amort. Of Premium Net Accret/Amort Income Earned	Total Income
3135G0Q89	FNMA Note 1.375% Due 10/07/2021	10/06/2016 10/07/2016 175,000.00	174,956.60 0.00 0.00 174,966.77	360.94 0.00 561.46 200.52	10.17 0.00 10.17 210.69	210.69
3135G0T45	FNMA Note 1.875% Due 04/05/2022	05/05/2017 05/08/2017 700,000.00	699,338.65 0.00 0.00 699,403.07	2,041.67 0.00 3,135.42 1,093.75	64.42 0.00 64.42 1,158.17	1,158.17
3135G0T78	FNMA Note 2% Due 10/05/2022	06/08/2018 06/11/2018 700,000.00	692,796.90 0.00 0.00 693,237.01	2,177.78 0.00 3,344.44 1,166.66	440.11 0.00 440.11 1,606.77	1,606.77
3135G0T94	FNMA Note 2.375% Due 01/19/2023	Various Various 800,000.00	794,894.53 0.00 0.00 795,151.09	6,966.67 0.00 8,550.00 1,583.33	256.56 0.00 256.56 1,839.89	1,839.89
3135G0U43	FNMA Note 2.875% Due 09/12/2023	09/12/2018 09/14/2018 465,000.00	464,129.32 0.00 0.00 464,160.68	2,933.70 0.00 4,047.76 1,114.06	31.36 0.00 31.36 1,145.42	1,145.42
3135G0V34	FNMA Note 2.5% Due 02/05/2024	02/25/2019 02/26/2019 500,000.00	498,904.39 0.00 0.00 498,937.96	4,027.78 0.00 5,069.44 1,041.66	33.57 0.00 33.57 1,075.23	1,075.23
3135G0W66	FNMA Note 1.625% Due 10/15/2024	10/17/2019 10/18/2019 535,000.00	534,382.08 0.00 0.00 534,397.12	1,110.87 0.00 1,835.35 724.48	15.04 0.00 15.04 739.52	739.52
3135G0X24	FNMA Note 1.625% Due 01/07/2025	Various Various 660,000.00	663,036.61 0.00 0.00 662,967.40	4,290.00 0.00 5,183.75 893.75	26.24 95.45 (69.21) 824.54	824.54
3137EAEN5	FHLMC Note 2.75% Due 06/19/2023	07/16/2018 07/17/2018 500,000.00	498,789.39 0.00 0.00 498,837.94	6,187.50 6,875.00 458.33 1,145.83	48.55 0.00 48.55 1,194.38	1,194.38

## Income Earned

As of June 30, 2021



CUSIP	Security Description	Trade Date Settle Date Units	Book Value: Begin Book Value: Acq Book Value: Disp Book Value: End	Prior Accrued Inc. Received Ending Accrued Total Interest	Accr. Of Discount Amort. Of Premium Net Accret/Amort Income Earned	Total Income
3137EAE0	FHLMC Note 1.5% Due 02/12/2025	Various Various 665,000.00	671,420.07 0.00 0.00 671,277.61	3,020.21 0.00 3,851.46 831.25	4.68 147.14 (142.46) 688.79	688.79
3137EAEU9	FHLMC Note 0.375% Due 07/21/2025	07/21/2020 07/23/2020 390,000.00	388,391.08 0.00 0.00 388,423.03	528.13 0.00 650.00 121.87	31.95 0.00 31.95 153.82	153.82
3137EAEX3	FHLMC Note 0.375% Due 09/23/2025	09/23/2020 09/25/2020 570,000.00	568,518.52 0.00 0.00 568,546.73	403.75 0.00 581.88 178.13	28.21 0.00 28.21 206.34	206.34
43813KAC6	Honda Auto Receivables Trust 2020-3 A3 0.37% Due 10/18/2024	09/22/2020 09/29/2020 180,000.00	179,979.22 0.00 0.00 179,979.91	24.05 55.50 24.05 55.50	0.69 0.00 0.69 56.19	56.19
43814UAG4	Honda Auto Receivables Trust 2018-2 A3 3.01% Due 05/18/2022	05/22/2018 05/30/2018 6,828.25	12,239.29 0.00 5,411.10 6,828.22	13.30 30.70 7.42 24.82	0.03 0.00 0.03 24.85	24.85
43815HAC1	Honda Auto Receivables Trust 2018-3 A3 2.95% Due 08/22/2022	08/21/2018 08/28/2018 44,829.35	56,000.82 0.00 11,173.83 44,827.58	45.89 137.67 36.74 128.52	0.59 0.00 0.59 129.11	129.11
43815NAB0	Honda Auto Receivables Trust 2019-3 A2 Due 04/15/2022	08/20/2019 08/27/2019 0.00	2,288.27 0.00 2,288.27 0.00	1.93 3.62 0.00 1.69	0.00 0.00 0.00 1.69	1.69
4581X0CZ9	Inter-American Dev Bank Note 1.75% Due 09/14/2022	11/28/2017 11/30/2017 500,000.00	497,402.77 0.00 0.00 497,568.55	1,871.53 0.00 2,600.69 729.16	165.78 0.00 165.78 894.94	894.94
4581X0DV7	Inter-American Dev Bank Note 0.875% Due 04/20/2026	04/13/2021 04/20/2021 710,000.00	706,822.99 0.00 0.00 706,876.42	707.53 0.00 1,225.24 517.71	53.43 0.00 53.43 571.14	571.14

## Income Earned

As of June 30, 2021



CUSIP	Security Description	Trade Date Settle Date Units	Book Value: Begin Book Value: Acq Book Value: Disp Book Value: End	Prior Accrued Inc. Received Ending Accrued Total Interest	Accr. Of Discount Amort. Of Premium Net Accret/Amort Income Earned	Total Income
459058JB0	Intl. Bank Recon & Development Note 0.625% Due 04/22/2025	04/15/2020 04/22/2020 365,000.00	363,900.75 0.00 0.00 363,923.96	247.14 0.00 437.24 190.10	23.21 0.00 23.21 213.31	213.31
459058JL8	Intl. Bank Recon & Development Note 0.5% Due 10/28/2025	10/21/2020 10/28/2020 515,000.00	514,486.89 0.00 0.00 514,496.45	236.04 0.00 450.63 214.59	9.56 0.00 9.56 224.15	224.15
45950KCJ7	International Finance Corp Note 1.125% Due 07/20/2021	11/09/2016 11/10/2016 400,000.00	399,732.72 0.00 0.00 399,896.36	1,637.50 0.00 2,012.50 375.00	163.64 0.00 163.64 538.64	538.64
46625HMN7	JP Morgan Chase Callable Note Cont 4/15/2025 3.9% Due 07/15/2025	02/24/2021 02/26/2021 400,000.00	445,165.54 0.00 0.00 444,207.29	5,893.33 0.00 7,193.33 1,300.00	0.00 958.25 (958.25) 341.75	341.75
47788UAC6	John Deere Owner Trust 2021-A A3 0.36% Due 09/15/2025	03/02/2021 03/10/2021 125,000.00	124,977.50 0.00 0.00 124,978.04	20.00 32.36 20.00 32.36	0.54 0.00 0.54 32.90	32.90
47789KAC7	John Deere Owner Trust 2020-A A3 1.1% Due 08/15/2024	03/04/2020 03/11/2020 180,000.00	179,992.04 0.00 0.00 179,992.24	88.00 165.00 88.00 165.00	0.20 0.00 0.20 165.20	165.20
58769KAD6	Mercedes-Benz Auto Lease Trust 2021-B A3 0.4% Due 11/15/2024	06/22/2021 06/29/2021 170,000.00	0.00 169,987.17 0.00 169,987.20	0.00 0.00 3.78 3.78	0.03 0.00 0.03 3.81	3.81
65479GAD1	Nissan Auto Receivables Trust 2018-B A3 3.06% Due 03/15/2023	07/17/2018 07/25/2018 77,189.41	88,244.20 0.00 11,055.36 77,188.97	120.01 225.02 104.98 209.99	0.13 0.00 0.13 210.12	210.12
65479JAD5	Nissan Auto Receivables Owner 2019-C A3 1.93% Due 07/15/2024	10/16/2019 10/23/2019 255,000.00	254,991.11 0.00 0.00 254,991.35	218.73 410.12 218.73 410.12	0.24 0.00 0.24 410.36	410.36

## Income Earned

As of June 30, 2021



CUSIP	Security Description	Trade Date Settle Date Units	Book Value: Begin Book Value: Acq Book Value: Disp Book Value: End	Prior Accrued Inc. Received Ending Accrued Total Interest	Accr. Of Discount Amort. Of Premium Net Accret/Amort Income Earned	Total Income
747525AT0	Qualcomm Inc Callable Note Cont 3/20/2024 2.9% Due 05/20/2024	08/19/2019 08/21/2019 400,000.00	406,902.35 0.00 0.00 406,699.93	354.44 0.00 1,321.11 966.67	0.00 202.42 (202.42) 764.25	764.25
89236TFN0	Toyota Motor Credit Corp Note 3.45% Due 09/20/2023	11/28/2018 11/30/2018 400,000.00	398,426.30 0.00 0.00 398,482.44	2,721.67 0.00 3,871.67 1,150.00	56.14 0.00 56.14 1,206.14	1,206.14
89237VAB5	Toyota Auto Receivables Trust 2020-C A3 0.44% Due 10/15/2024	07/21/2020 07/27/2020 165,000.00	164,989.85 0.00 0.00 164,990.09	32.27 60.50 32.27 60.50	0.24 0.00 0.24 60.74	60.74
89240BAC2	Toyota Auto Receivables Owners 2021-A A3 0.26% Due 05/15/2025	02/02/2021 02/08/2021 235,000.00	234,960.74 0.00 0.00 234,961.90	27.16 50.92 27.16 50.92	1.16 0.00 1.16 52.08	52.08
90331HNL3	US Bank NA Callable Note Cont 12/23/2022 2.85% Due 01/23/2023	02/07/2018 02/09/2018 250,000.00	249,554.81 0.00 0.00 249,577.04	2,533.33 0.00 3,127.08 593.75	22.23 0.00 22.23 615.98	615.98
91159HHP8	US Bancorp Callable Note Cont 12/23/2021 2.625% Due 01/24/2022	01/19/2017 01/24/2017 200,000.00	199,955.35 0.00 0.00 199,961.00	1,852.08 0.00 2,289.58 437.50	5.65 0.00 5.65 443.15	443.15
9128282Y5	US Treasury Note 2.125% Due 09/30/2024	Various Various 675,000.00	684,069.95 0.00 0.00 683,846.36	2,429.81 0.00 3,605.53 1,175.72	0.00 223.59 (223.59) 952.13	952.13
9128283J7	US Treasury Note 2.125% Due 11/30/2024	12/05/2019 12/06/2019 675,000.00	685,843.82 0.00 0.00 685,589.27	39.19 0.00 1,214.91 1,175.72	0.00 254.55 (254.55) 921.17	921.17
9128284R8	US Treasury Note 2.875% Due 05/31/2025	06/04/2020 06/05/2020 385,000.00	422,161.76 0.00 0.00 421,398.16	30.24 0.00 937.52 907.28	0.00 763.60 (763.60) 143.68	143.68

## Income Earned

As of June 30, 2021



CUSIP	Security Description	Trade Date Settle Date Units	Book Value: Begin Book Value: Acq Book Value: Disp Book Value: End	Prior Accrued Inc. Received Ending Accrued Total Interest	Accr. Of Discount Amort. Of Premium Net Accret/Amort Income Earned	Total Income
912828D56	US Treasury Note 2.375% Due 08/15/2024	09/11/2019 09/12/2019 650,000.00	665,370.29 0.00 0.00 664,976.52	4,520.37 0.00 5,799.72 1,279.35	0.00 393.77 (393.77) 885.58	885.58
912828J43	US Treasury Note 1.75% Due 02/28/2022	Various Various 800,000.00	799,022.53 0.00 0.00 799,130.34	3,538.05 0.00 4,679.35 1,141.30	107.81 0.00 107.81 1,249.11	1,249.11
912828L24	US Treasury Note 1.875% Due 08/31/2022	09/27/2017 09/28/2017 300,000.00	299,845.71 0.00 0.00 299,855.86	1,421.54 0.00 1,880.10 458.56	10.15 0.00 10.15 468.71	468.71
912828L57	US Treasury Note 1.75% Due 09/30/2022	Various Various 450,000.00	448,211.47 0.00 0.00 448,321.88	1,334.02 0.00 1,979.51 645.49	110.41 0.00 110.41 755.90	755.90
912828M49	US Treasury Note 1.875% Due 10/31/2022	11/28/2017 11/29/2017 300,000.00	299,312.21 0.00 0.00 299,352.12	489.13 0.00 947.69 458.56	39.91 0.00 39.91 498.47	498.47
912828T91	US Treasury Note 1.625% Due 10/31/2023	11/29/2018 11/30/2018 300,000.00	291,649.53 0.00 0.00 291,933.56	423.91 0.00 821.33 397.42	284.03 0.00 284.03 681.45	681.45
912828V72	US Treasury Note 1.875% Due 01/31/2022	02/27/2017 02/28/2017 500,000.00	500,108.90 0.00 0.00 500,095.51	3,133.63 0.00 3,910.57 776.94	0.00 13.39 (13.39) 763.55	763.55
912828V80	US Treasury Note 2.25% Due 01/31/2024	Various Various 600,000.00	612,653.43 0.00 0.00 612,263.70	4,512.44 0.00 5,631.22 1,118.78	0.00 389.73 (389.73) 729.05	729.05
912828W48	US Treasury Note 2.125% Due 02/29/2024	04/10/2019 04/11/2019 750,000.00	746,888.67 0.00 0.00 746,981.73	4,027.68 0.00 5,326.94 1,299.26	93.06 0.00 93.06 1,392.32	1,392.32

## Income Earned

As of June 30, 2021



CUSIP	Security Description	Trade Date Settle Date Units	Book Value: Begin Book Value: Acq Book Value: Disp Book Value: End	Prior Accrued Inc. Received Ending Accrued Total Interest	Accr. Of Discount Amort. Of Premium Net Accret/Amort Income Earned	Total Income
912828WJ5	US Treasury Note 2.5% Due 05/15/2024	06/10/2019 06/11/2019 425,000.00	432,025.91 0.00 0.00 431,830.56	490.83 0.00 1,357.00 866.17	0.00 195.35 (195.35) 670.82	670.82
912828X70	US Treasury Note 2% Due 04/30/2024	Various Various 600,000.00	610,863.51 0.00 0.00 610,557.21	1,043.48 0.00 2,021.74 978.26	8.41 314.71 (306.30) 671.96	671.96
912828XW5	US Treasury Note 1.75% Due 06/30/2022	07/25/2017 07/26/2017 650,000.00	649,244.63 0.00 0.00 649,302.14	4,776.24 5,687.50 30.91 942.17	57.51 0.00 57.51 999.68	999.68
912828ZC7	US Treasury Note 1.125% Due 02/28/2025	03/19/2020 03/20/2020 1,000,000.00	1,015,031.15 0.00 0.00 1,014,701.52	2,843.07 0.00 3,760.19 917.12	0.00 329.63 (329.63) 587.49	587.49
91282CAZ4	US Treasury Note 0.375% Due 11/30/2025	12/28/2020 12/29/2020 700,000.00	699,824.99 0.00 0.00 699,828.19	7.17 0.00 222.34 215.17	3.20 0.00 3.20 218.37	218.37
91282CBC4	US Treasury Note 0.375% Due 12/31/2025	01/27/2021 01/28/2021 525,000.00	524,541.75 0.00 0.00 524,549.97	826.66 984.38 5.35 163.07	8.22 0.00 8.22 171.29	171.29
91282CBT7	US Treasury Note 0.75% Due 03/31/2026	03/30/2021 03/31/2021 900,000.00	893,037.68 0.00 0.00 893,156.08	1,143.44 0.00 1,696.72 553.28	118.40 0.00 118.40 671.68	671.68
91282CCF6	US Treasury Note 0.75% Due 05/31/2026	06/18/2021 06/21/2021 400,000.00	0.00 397,562.50 0.00 397,576.00	0.00 (172.13) 254.10 81.97	13.50 0.00 13.50 95.47	95.47
91324PEC2	United Health Group Inc Callable Note Cont 4/15/2026 1.15% Due 05/15/2026	Various Various 90,000.00	0.00 90,291.30 0.00 90,288.87	0.00 (78.58) 120.75 42.17	0.00 2.43 (2.43) 39.74	39.74

## Income Earned

As of June 30, 2021



CUSIP	Security Description	Trade Date Settle Date Units	Book Value: Begin Book Value: Acq Book Value: Disp Book Value: End	Prior Accrued Inc. Received Ending Accrued Total Interest	Accr. Of Discount Amort. Of Premium Net Accret/Amort Income Earned	Total Income
931142EK5	Wal-Mart Stores Callable Note Cont 5/26/2023 3.4% Due 06/26/2023	Various Various 400,000.00	400,316.89 0.00 0.00 400,303.71	5,855.55 6,800.00 188.89 1,133.34	1.18 14.36 (13.18) 1,120.16	1,120.16
			<b>32,665,191.13</b>	<b>152,256.35</b>	<b>3,255.26</b>	
			<b>657,840.97</b>	<b>49,242.58</b>	<b>7,104.04</b>	
			<b>29,928.56</b>	<b>152,786.05</b>	<b>(3,848.78)</b>	
<b>Total Fixed Income</b>		<b>33,093,847.01</b>	<b>33,289,254.76</b>	<b>49,772.28</b>	<b>45,923.50</b>	<b>45,923.50</b>
<b>CASH &amp; EQUIVALENT</b>						
3130AJHU6	FHLB Note 0.5% Due 04/14/2025	05/28/2020 05/29/2020 500,000.00	499,916.70 0.00 0.00 499,918.46	326.39 0.00 534.72 208.33	1.76 0.00 1.76 210.09	210.09
60934N807	Federated Investors Govt Oblig Fund Inst.	Various Various 78,123.46	656,784.65 79,430.49 658,091.68 78,123.46	0.00 8.64 0.00 8.64	0.00 0.00 0.00 8.64	8.64
			<b>1,156,701.35</b>	<b>326.39</b>	<b>1.76</b>	
			<b>79,430.49</b>	<b>8.64</b>	<b>0.00</b>	
			<b>658,091.68</b>	<b>534.72</b>	<b>1.76</b>	
<b>Total Cash &amp; Equivalent</b>		<b>578,123.46</b>	<b>578,041.92</b>	<b>216.97</b>	<b>218.73</b>	<b>218.73</b>
			<b>33,821,892.48</b>	<b>152,582.74</b>	<b>3,257.02</b>	
			<b>737,271.46</b>	<b>49,251.22</b>	<b>7,104.04</b>	
			<b>688,020.24</b>	<b>153,320.77</b>	<b>(3,847.02)</b>	
<b>TOTAL PORTFOLIO</b>		<b>33,671,970.47</b>	<b>33,867,296.68</b>	<b>49,989.25</b>	<b>46,142.23</b>	<b>46,142.23</b>

## Cash Flow Report

As of June 30, 2021



Payment Date	Transaction Type	CUSIP	Quantity	Security Description	Principal Amount	Income	Total Amount
07/07/2021	Interest	3135G0X24	660,000.00	FNMA Note 1.625% Due 1/7/2025	0.00	5,362.50	5,362.50
07/10/2021	Interest	3135G05G4	605,000.00	FNMA Note 0.25% Due 7/10/2023	0.00	756.25	756.25
07/10/2021	Interest	24422EUR8	400,000.00	John Deere Capital Corp Note 3.45% Due 1/10/2024	0.00	6,900.00	6,900.00
07/12/2021	Purchase	79466LAG9	70,000.00	Salesforce.com Inc Callable Note Cont 7/15/2022 0.625% Due 7/15/2024	-69,964.30	0.00	-69,964.30
07/12/2021	Sale	60934N807	69,964.30	Federated Investors Govt Oblig Fund Inst.	69,964.30	0.00	69,964.30
07/13/2021	Interest	037833DE7	400,000.00	Apple Inc Callable Note Cont 12/13/2022 2.4% Due 1/13/2023	0.00	4,800.00	4,800.00
07/15/2021	Interest	46625HMN7	400,000.00	JP Morgan Chase Callable Note Cont 4/15/2025 3.9% Due 7/15/2025	0.00	7,800.00	7,800.00
07/15/2021	Paydown	65479JAD5	255,000.00	Nissan Auto Receivables Owner 2019-C A3 1.93% Due 7/15/2024	6,616.74	410.13	7,026.87
07/15/2021	Paydown	89237VAB5	165,000.00	Toyota Auto Receivables Trust 2020-C A3 0.44% Due 10/15/2024	0.00	60.50	60.50
07/15/2021	Paydown	89240BAC2	235,000.00	Toyota Auto Receivables Owners 2021-A A3 0.26% Due 5/15/2025	0.00	50.92	50.92
07/15/2021	Paydown	58769KAD6	170,000.00	Mercedes-Benz Auto Lease Trust 2021-B A3 0.4% Due 11/15/2024	0.00	30.22	30.22
07/15/2021	Paydown	47789KAC7	180,000.00	John Deere Owner Trust 2020-A A3 1.1% Due 8/15/2024	4,500.16	165.00	4,665.16
07/15/2021	Paydown	65479GAD1	77,189.41	Nissan Auto Receivables Trust 2018-B A3 3.06% Due 3/15/2023	12,098.32	196.83	12,295.15
07/15/2021	Paydown	47788UAC6	125,000.00	John Deere Owner Trust 2021-A A3 0.36% Due 9/15/2025	0.00	37.50	37.50
07/18/2021	Paydown	43813KAC6	180,000.00	Honda Auto Receivables Trust 2020-3 A3 0.37% Due 10/18/2024	0.00	55.50	55.50
07/18/2021	Paydown	43814UAG4	6,828.25	Honda Auto Receivables Trust 2018-2 A3 3.01% Due 5/18/2022	613.00	17.13	630.13
07/19/2021	Interest	3135G0T94	800,000.00	FNMA Note 2.375% Due 1/19/2023	0.00	9,500.00	9,500.00

## Cash Flow Report

As of June 30, 2021



Payment Date	Transaction Type	CUSIP	Quantity	Security Description	Principal Amount	Income	Total Amount
07/20/2021	Maturity	45950KCJ7	400,000.00	International Finance Corp Note 1.125% Due 7/20/2021	400,000.00	2,250.00	402,250.00
07/21/2021	Interest	3137EAEU9	390,000.00	FHLMC Note 0.375% Due 7/21/2025	0.00	731.25	731.25
07/21/2021	Paydown	43815HAC1	44,829.35	Honda Auto Receivables Trust 2018-3 A3 2.95% Due 8/22/2022	2,937.53	110.21	3,047.74
07/23/2021	Interest	90331HNL3	250,000.00	US Bank NA Callable Note Cont 12/23/2022 2.85% Due 1/23/2023	0.00	3,562.50	3,562.50
07/24/2021	Interest	91159HHP8	200,000.00	US Bancorp Callable Note Cont 12/23/2021 2.625% Due 1/24/2022	0.00	2,625.00	2,625.00
07/31/2021	Interest	912828V80	600,000.00	US Treasury Note 2.25% Due 1/31/2024	0.00	6,750.00	6,750.00
07/31/2021	Interest	912828V72	500,000.00	US Treasury Note 1.875% Due 1/31/2022	0.00	4,687.50	4,687.50
<b>JUL 2021</b>					<b>426,765.75</b>	<b>56,858.94</b>	<b>483,624.69</b>
08/05/2021	Interest	3135G0V34	500,000.00	FNMA Note 2.5% Due 2/5/2024	0.00	6,250.00	6,250.00
08/12/2021	Interest	3137EAEP0	665,000.00	FHLMC Note 1.5% Due 2/12/2025	0.00	4,987.50	4,987.50
08/15/2021	Interest	912828D56	650,000.00	US Treasury Note 2.375% Due 8/15/2024	0.00	7,718.75	7,718.75
08/15/2021	Paydown	65479JAD5	255,000.00	Nissan Auto Receivables Owner 2019-C A3 1.93% Due 7/15/2024	6,631.63	399.48	7,031.11
08/15/2021	Paydown	65479GAD1	77,189.41	Nissan Auto Receivables Trust 2018-B A3 3.06% Due 3/15/2023	11,408.72	165.98	11,574.70
08/15/2021	Paydown	47789KAC7	180,000.00	John Deere Owner Trust 2020-A A3 1.1% Due 8/15/2024	4,512.54	160.87	4,673.41
08/15/2021	Paydown	89237VAB5	165,000.00	Toyota Auto Receivables Trust 2020-C A3 0.44% Due 10/15/2024	0.00	60.50	60.50
08/15/2021	Paydown	47788UAC6	125,000.00	John Deere Owner Trust 2021-A A3 0.36% Due 9/15/2025	0.00	37.50	37.50
08/15/2021	Paydown	58769KAD6	170,000.00	Mercedes-Benz Auto Lease Trust 2021-B A3 0.4% Due 11/15/2024	0.00	56.67	56.67

## Cash Flow Report

As of June 30, 2021



Payment Date	Transaction Type	CUSIP	Quantity	Security Description	Principal Amount	Income	Total Amount
08/15/2021	Paydown	89240BAC2	235,000.00	Toyota Auto Receivables Owners 2021-A A3 0.26% Due 5/15/2025	0.00	50.92	50.92
08/18/2021	Paydown	43814UAG4	6,828.25	Honda Auto Receivables Trust 2018-2 A3 3.01% Due 5/18/2022	614.54	15.59	630.13
08/18/2021	Paydown	43813KAC6	180,000.00	Honda Auto Receivables Trust 2020-3 A3 0.37% Due 10/18/2024	0.00	55.50	55.50
08/21/2021	Paydown	43815HAC1	44,829.35	Honda Auto Receivables Trust 2018-3 A3 2.95% Due 8/22/2022	2,944.76	102.98	3,047.74
08/25/2021	Interest	3135G05X7	620,000.00	FNMA Note 0.375% Due 8/25/2025	0.00	1,162.50	1,162.50
08/31/2021	Interest	912828L24	300,000.00	US Treasury Note 1.875% Due 8/31/2022	0.00	2,812.50	2,812.50
08/31/2021	Interest	912828W48	750,000.00	US Treasury Note 2.125% Due 2/29/2024	0.00	7,968.75	7,968.75
08/31/2021	Interest	912828J43	800,000.00	US Treasury Note 1.75% Due 2/28/2022	0.00	7,000.00	7,000.00
08/31/2021	Interest	912828ZC7	1,000,000.00	US Treasury Note 1.125% Due 2/28/2025	0.00	5,625.00	5,625.00
<b>AUG 2021</b>					<b>26,112.19</b>	<b>44,630.99</b>	<b>70,743.18</b>
09/05/2021	Interest	06051GHF9	400,000.00	Bank of America Corp Callable Note 1X 3/5/2023 3.55% Due 3/5/2024	0.00	7,100.00	7,100.00
09/08/2021	Interest	313383YJ4	500,000.00	FHLB Note 3.375% Due 9/8/2023	0.00	8,437.50	8,437.50
09/08/2021	Interest	3130A0XE5	375,000.00	FHLB Note 3.25% Due 3/8/2024	0.00	6,093.75	6,093.75
09/09/2021	Maturity	02665WBG5	400,000.00	American Honda Finance Note 1.7% Due 9/9/2021	400,000.00	3,400.00	403,400.00
09/10/2021	Interest	313382AX1	500,000.00	FHLB Note 2.125% Due 3/10/2023	0.00	5,312.50	5,312.50
09/11/2021	Interest	313378CR0	500,000.00	FHLB Note 2.25% Due 3/11/2022	0.00	5,625.00	5,625.00
09/12/2021	Interest	3135G0U43	465,000.00	FNMA Note 2.875% Due 9/12/2023	0.00	6,684.38	6,684.38

## Cash Flow Report

As of June 30, 2021



Payment Date	Transaction Type	CUSIP	Quantity	Security Description	Principal Amount	Income	Total Amount
09/14/2021	Interest	4581X0CZ9	500,000.00	Inter-American Dev Bank Note 1.75% Due 9/14/2022	0.00	4,375.00	4,375.00
09/15/2021	Paydown	58769KAD6	170,000.00	Mercedes-Benz Auto Lease Trust 2021-B A3 0.4% Due 11/15/2024	0.00	56.67	56.67
09/15/2021	Paydown	89237VAB5	165,000.00	Toyota Auto Receivables Trust 2020-C A3 0.44% Due 10/15/2024	0.00	60.50	60.50
09/15/2021	Paydown	89240BAC2	235,000.00	Toyota Auto Receivables Owners 2021-A A3 0.26% Due 5/15/2025	0.00	50.92	50.92
09/15/2021	Paydown	65479JAD5	255,000.00	Nissan Auto Receivables Owner 2019-C A3 1.93% Due 7/15/2024	6,646.55	388.82	7,035.37
09/15/2021	Paydown	47789KAC7	180,000.00	John Deere Owner Trust 2020-A A3 1.1% Due 8/15/2024	4,524.94	156.74	4,681.68
09/15/2021	Paydown	47788UAC6	125,000.00	John Deere Owner Trust 2021-A A3 0.36% Due 9/15/2025	0.00	37.50	37.50
09/15/2021	Paydown	65479GAD1	77,189.41	Nissan Auto Receivables Trust 2018-B A3 3.06% Due 3/15/2023	10,714.02	136.89	10,850.91
09/18/2021	Paydown	43814UAG4	6,828.25	Honda Auto Receivables Trust 2018-2 A3 3.01% Due 5/18/2022	616.08	14.05	630.13
09/18/2021	Paydown	43813KAC6	180,000.00	Honda Auto Receivables Trust 2020-3 A3 0.37% Due 10/18/2024	0.00	55.50	55.50
09/19/2021	Interest	30231GBH4	400,000.00	Exxon Mobil Corp Callable Note Cont 2/19/2025 2.992% Due 3/19/2025	0.00	5,984.00	5,984.00
09/20/2021	Interest	89236TFN0	400,000.00	Toyota Motor Credit Corp Note 3.45% Due 9/20/2023	0.00	6,900.00	6,900.00
09/21/2021	Paydown	43815HAC1	44,829.35	Honda Auto Receivables Trust 2018-3 A3 2.95% Due 8/22/2022	2,952.00	95.74	3,047.74
09/23/2021	Interest	3137EAEX3	570,000.00	FHLMC Note 0.375% Due 9/23/2025	0.00	1,068.75	1,068.75
09/30/2021	Interest	9128282Y5	675,000.00	US Treasury Note 2.125% Due 9/30/2024	0.00	7,171.88	7,171.88
09/30/2021	Interest	912828L57	450,000.00	US Treasury Note 1.75% Due 9/30/2022	0.00	3,937.50	3,937.50
09/30/2021	Interest	91282CBT7	900,000.00	US Treasury Note 0.75% Due 3/31/2026	0.00	3,375.00	3,375.00

## Cash Flow Report

As of June 30, 2021



Payment Date	Transaction Type	CUSIP	Quantity	Security Description	Principal Amount	Income	Total Amount
<b>SEP 2021</b>					<b>425,453.59</b>	<b>76,518.59</b>	<b>501,972.18</b>
10/05/2021	Interest	3135G0T45	700,000.00	FNMA Note 1.875% Due 4/5/2022	0.00	6,562.50	6,562.50
10/05/2021	Interest	3135G0T78	700,000.00	FNMA Note 2% Due 10/5/2022	0.00	7,000.00	7,000.00
10/07/2021	Maturity	3135G0Q89	175,000.00	FNMA Note 1.375% Due 10/7/2021	175,000.00	1,203.13	176,203.13
10/14/2021	Interest	3130AJHU6	500,000.00	FHLB Note 0.5% Due 4/14/2025	0.00	1,250.00	1,250.00
10/15/2021	Interest	3135G0W66	535,000.00	FNMA Note 1.625% Due 10/15/2024	0.00	4,346.88	4,346.88
10/15/2021	Paydown	47789KAC7	180,000.00	John Deere Owner Trust 2020-A A3 1.1% Due 8/15/2024	4,537.39	152.59	4,689.98
10/15/2021	Paydown	65479GAD1	77,189.41	Nissan Auto Receivables Trust 2018-B A3 3.06% Due 3/15/2023	10,014.17	109.57	10,123.74
10/15/2021	Paydown	89237VAB5	165,000.00	Toyota Auto Receivables Trust 2020-C A3 0.44% Due 10/15/2024	0.00	60.50	60.50
10/15/2021	Paydown	65479JAD5	255,000.00	Nissan Auto Receivables Owner 2019-C A3 1.93% Due 7/15/2024	6,661.50	378.13	7,039.63
10/15/2021	Paydown	58769KAD6	170,000.00	Mercedes-Benz Auto Lease Trust 2021-B A3 0.4% Due 11/15/2024	0.00	56.67	56.67
10/15/2021	Paydown	47788UAC6	125,000.00	John Deere Owner Trust 2021-A A3 0.36% Due 9/15/2025	0.00	37.50	37.50
10/15/2021	Paydown	89240BAC2	235,000.00	Toyota Auto Receivables Owners 2021-A A3 0.26% Due 5/15/2025	0.00	50.92	50.92
10/18/2021	Paydown	43813KAC6	180,000.00	Honda Auto Receivables Trust 2020-3 A3 0.37% Due 10/18/2024	0.00	55.50	55.50
10/18/2021	Paydown	43814UAG4	6,828.25	Honda Auto Receivables Trust 2018-2 A3 3.01% Due 5/18/2022	617.63	12.50	630.13
10/20/2021	Interest	4581X0DV7	710,000.00	Inter-American Dev Bank Note 0.875% Due 4/20/2026	0.00	3,106.25	3,106.25
10/21/2021	Paydown	43815HAC1	44,829.35	Honda Auto Receivables Trust 2018-3 A3 2.95% Due 8/22/2022	2,959.25	88.49	3,047.74

## Cash Flow Report

As of June 30, 2021



Payment Date	Transaction Type	CUSIP	Quantity	Security Description	Principal Amount	Income	Total Amount
10/22/2021	Interest	3135G03U5	295,000.00	FNMA Note 0.625% Due 4/22/2025	0.00	921.88	921.88
10/22/2021	Interest	459058JB0	365,000.00	Intl. Bank Recon & Development Note 0.625% Due 4/22/2025	0.00	1,140.63	1,140.63
10/28/2021	Interest	459058JL8	515,000.00	Intl. Bank Recon & Development Note 0.5% Due 10/28/2025	0.00	1,287.50	1,287.50
10/31/2021	Interest	912828M49	300,000.00	US Treasury Note 1.875% Due 10/31/2022	0.00	2,812.50	2,812.50
10/31/2021	Interest	912828T91	300,000.00	US Treasury Note 1.625% Due 10/31/2023	0.00	2,437.50	2,437.50
10/31/2021	Interest	912828X70	600,000.00	US Treasury Note 2% Due 4/30/2024	0.00	6,000.00	6,000.00
<b>OCT 2021</b>					<b>199,789.94</b>	<b>39,071.14</b>	<b>238,861.08</b>
11/07/2021	Interest	3135G06G3	610,000.00	FNMA Note 0.5% Due 11/7/2025	0.00	1,525.00	1,525.00
11/15/2021	Interest	084664BT7	400,000.00	Berkshire Hathaway Note 3% Due 5/15/2022	0.00	6,000.00	6,000.00
11/15/2021	Interest	912828WJ5	425,000.00	US Treasury Note 2.5% Due 5/15/2024	0.00	5,312.50	5,312.50
11/15/2021	Interest	91324PEC2	90,000.00	United Health Group Inc Callable Note Cont 4/15/2026 1.15% Due 5/15/2026	0.00	506.00	506.00
11/15/2021	Paydown	47789KAC7	180,000.00	John Deere Owner Trust 2020-A A3 1.1% Due 8/15/2024	4,549.86	148.43	4,698.29
11/15/2021	Paydown	65479GAD1	77,189.41	Nissan Auto Receivables Trust 2018-B A3 3.06% Due 3/15/2023	9,309.15	84.03	9,393.18
11/15/2021	Paydown	47788UAC6	125,000.00	John Deere Owner Trust 2021-A A3 0.36% Due 9/15/2025	0.00	37.50	37.50
11/15/2021	Paydown	65479JAD5	255,000.00	Nissan Auto Receivables Owner 2019-C A3 1.93% Due 7/15/2024	6,676.50	367.41	7,043.91
11/15/2021	Paydown	89237VAB5	165,000.00	Toyota Auto Receivables Trust 2020-C A3 0.44% Due 10/15/2024	0.00	60.50	60.50
11/15/2021	Paydown	89240BAC2	235,000.00	Toyota Auto Receivables Owners 2021-A A3 0.26% Due 5/15/2025	0.00	50.92	50.92

## Cash Flow Report

As of June 30, 2021



Payment Date	Transaction Type	CUSIP	Quantity	Security Description	Principal Amount	Income	Total Amount
11/15/2021	Paydown	58769KAD6	170,000.00	Mercedes-Benz Auto Lease Trust 2021-B A3 0.4% Due 11/15/2024	0.00	56.67	56.67
11/18/2021	Paydown	43813KAC6	180,000.00	Honda Auto Receivables Trust 2020-3 A3 0.37% Due 10/18/2024	0.00	55.50	55.50
11/18/2021	Paydown	43814UAG4	6,828.25	Honda Auto Receivables Trust 2018-2 A3 3.01% Due 5/18/2022	619.18	10.95	630.13
11/20/2021	Interest	747525AT0	400,000.00	Qualcomm Inc Callable Note Cont 3/20/2024 2.9% Due 5/20/2024	0.00	5,800.00	5,800.00
11/21/2021	Paydown	43815HAC1	44,829.35	Honda Auto Receivables Trust 2018-3 A3 2.95% Due 8/22/2022	2,966.53	81.21	3,047.74
11/30/2021	Interest	9128283J7	675,000.00	US Treasury Note 2.125% Due 11/30/2024	0.00	7,171.88	7,171.88
11/30/2021	Interest	91282CAZ4	700,000.00	US Treasury Note 0.375% Due 11/30/2025	0.00	1,312.50	1,312.50
11/30/2021	Interest	91282CCF6	400,000.00	US Treasury Note 0.75% Due 5/31/2026	0.00	1,500.00	1,500.00
11/30/2021	Interest	9128284R8	385,000.00	US Treasury Note 2.875% Due 5/31/2025	0.00	5,534.38	5,534.38
<b>NOV 2021</b>					<b>24,121.22</b>	<b>35,615.38</b>	<b>59,736.60</b>
12/08/2021	Interest	3130A0F70	650,000.00	FHLB Note 3.375% Due 12/8/2023	0.00	10,968.76	10,968.76
12/09/2021	Interest	313383QR5	500,000.00	FHLB Note 3.25% Due 6/9/2023	0.00	8,125.00	8,125.00
12/14/2021	Interest	3130A1XJ2	490,000.00	FHLB Note 2.875% Due 6/14/2024	0.00	7,043.76	7,043.76
12/15/2021	Paydown	47788UAC6	125,000.00	John Deere Owner Trust 2021-A A3 0.36% Due 9/15/2025	0.00	37.50	37.50
12/15/2021	Paydown	58769KAD6	170,000.00	Mercedes-Benz Auto Lease Trust 2021-B A3 0.4% Due 11/15/2024	0.00	56.67	56.67
12/15/2021	Paydown	65479GAD1	77,189.41	Nissan Auto Receivables Trust 2018-B A3 3.06% Due 3/15/2023	8,598.92	60.29	8,659.21
12/15/2021	Paydown	47789KAC7	180,000.00	John Deere Owner Trust 2020-A A3 1.1% Due 8/15/2024	4,562.38	144.26	4,706.64

## Cash Flow Report

As of June 30, 2021



Payment Date	Transaction Type	CUSIP	Quantity	Security Description	Principal Amount	Income	Total Amount
12/15/2021	Paydown	65479JAD5	255,000.00	Nissan Auto Receivables Owner 2019-C A3 1.93% Due 7/15/2024	6,691.51	356.68	7,048.19
12/15/2021	Paydown	89237VAB5	165,000.00	Toyota Auto Receivables Trust 2020-C A3 0.44% Due 10/15/2024	0.00	60.50	60.50
12/15/2021	Paydown	89240BAC2	235,000.00	Toyota Auto Receivables Owners 2021-A A3 0.26% Due 5/15/2025	0.00	50.92	50.92
12/17/2021	Interest	3135G04Z3	735,000.00	FNMA Note 0.5% Due 6/17/2025	0.00	1,837.50	1,837.50
12/18/2021	Paydown	43813KAC6	180,000.00	Honda Auto Receivables Trust 2020-3 A3 0.37% Due 10/18/2024	0.00	55.50	55.50
12/18/2021	Paydown	43814UAG4	6,828.25	Honda Auto Receivables Trust 2018-2 A3 3.01% Due 5/18/2022	620.73	9.40	630.13
12/19/2021	Interest	3137EAEN5	500,000.00	FHLMC Note 2.75% Due 6/19/2023	0.00	6,875.00	6,875.00
12/21/2021	Paydown	43815HAC1	44,829.35	Honda Auto Receivables Trust 2018-3 A3 2.95% Due 8/22/2022	2,973.82	73.92	3,047.74
12/26/2021	Interest	931142EK5	400,000.00	Wal-Mart Stores Callable Note Cont 5/26/2023 3.4% Due 6/26/2023	0.00	6,800.00	6,800.00
12/31/2021	Interest	912828XW5	650,000.00	US Treasury Note 1.75% Due 6/30/2022	0.00	5,687.50	5,687.50
12/31/2021	Interest	91282CBC4	525,000.00	US Treasury Note 0.375% Due 12/31/2025	0.00	984.38	984.38
<b>DEC 2021</b>					<b>23,447.36</b>	<b>49,227.54</b>	<b>72,674.90</b>
01/07/2022	Interest	3135G0X24	660,000.00	FNMA Note 1.625% Due 1/7/2025	0.00	5,362.50	5,362.50
01/10/2022	Interest	3135G05G4	605,000.00	FNMA Note 0.25% Due 7/10/2023	0.00	756.25	756.25
01/10/2022	Interest	24422EUR8	400,000.00	John Deere Capital Corp Note 3.45% Due 1/10/2024	0.00	6,900.00	6,900.00
01/13/2022	Interest	037833DE7	400,000.00	Apple Inc Callable Note Cont 12/13/2022 2.4% Due 1/13/2023	0.00	4,800.00	4,800.00
01/15/2022	Interest	46625HMN7	400,000.00	JP Morgan Chase Callable Note Cont 4/15/2025 3.9% Due 7/15/2025	0.00	7,800.00	7,800.00

## Cash Flow Report

As of June 30, 2021



Payment Date	Transaction Type	CUSIP	Quantity	Security Description	Principal Amount	Income	Total Amount
01/15/2022	Paydown	65479JAD5	255,000.00	Nissan Auto Receivables Owner 2019-C A3 1.93% Due 7/15/2024	6,706.58	345.91	7,052.49
01/15/2022	Paydown	89237VAB5	165,000.00	Toyota Auto Receivables Trust 2020-C A3 0.44% Due 10/15/2024	4,823.64	60.50	4,884.14
01/15/2022	Paydown	89240BAC2	235,000.00	Toyota Auto Receivables Owners 2021-A A3 0.26% Due 5/15/2025	0.00	50.92	50.92
01/15/2022	Paydown	47788UAC6	125,000.00	John Deere Owner Trust 2021-A A3 0.36% Due 9/15/2025	0.00	37.50	37.50
01/15/2022	Paydown	47789KAC7	180,000.00	John Deere Owner Trust 2020-A A3 1.1% Due 8/15/2024	4,574.92	140.08	4,715.00
01/15/2022	Paydown	65479GAD1	77,189.41	Nissan Auto Receivables Trust 2018-B A3 3.06% Due 3/15/2023	7,883.44	38.37	7,921.81
01/15/2022	Paydown	58769KAD6	170,000.00	Mercedes-Benz Auto Lease Trust 2021-B A3 0.4% Due 11/15/2024	0.00	56.67	56.67
01/18/2022	Paydown	43813KAC6	180,000.00	Honda Auto Receivables Trust 2020-3 A3 0.37% Due 10/18/2024	0.00	55.50	55.50
01/18/2022	Paydown	43814UAG4	6,828.25	Honda Auto Receivables Trust 2018-2 A3 3.01% Due 5/18/2022	622.29	7.84	630.13
01/19/2022	Interest	3135G0T94	800,000.00	FNMA Note 2.375% Due 1/19/2023	0.00	9,500.00	9,500.00
01/21/2022	Interest	3137EAEU9	390,000.00	FHLMC Note 0.375% Due 7/21/2025	0.00	731.25	731.25
01/21/2022	Paydown	43815HAC1	44,829.35	Honda Auto Receivables Trust 2018-3 A3 2.95% Due 8/22/2022	2,981.13	66.61	3,047.74
01/23/2022	Interest	90331HNL3	250,000.00	US Bank NA Callable Note Cont 12/23/2022 2.85% Due 1/23/2023	0.00	3,562.50	3,562.50
01/24/2022	Maturity	91159HHP8	200,000.00	US Bancorp Callable Note Cont 12/23/2021 2.625% Due 1/24/2022	200,000.00	2,625.00	202,625.00
01/31/2022	Interest	912828V80	600,000.00	US Treasury Note 2.25% Due 1/31/2024	0.00	6,750.00	6,750.00
01/31/2022	Maturity	912828V72	500,000.00	US Treasury Note 1.875% Due 1/31/2022	500,000.00	4,687.50	504,687.50
<b>JAN 2022</b>					<b>727,592.00</b>	<b>54,334.90</b>	<b>781,926.90</b>

## Cash Flow Report

As of June 30, 2021



Payment Date	Transaction Type	CUSIP	Quantity	Security Description	Principal Amount	Income	Total Amount
02/05/2022	Interest	3135G0V34	500,000.00	FNMA Note 2.5% Due 2/5/2024	0.00	6,250.00	6,250.00
02/12/2022	Interest	3137EAEP0	665,000.00	FHLMC Note 1.5% Due 2/12/2025	0.00	4,987.50	4,987.50
02/15/2022	Interest	912828D56	650,000.00	US Treasury Note 2.375% Due 8/15/2024	0.00	7,718.75	7,718.75
02/15/2022	Paydown	47789KAC7	180,000.00	John Deere Owner Trust 2020-A A3 1.1% Due 8/15/2024	4,587.51	135.88	4,723.39
02/15/2022	Paydown	65479JAD5	255,000.00	Nissan Auto Receivables Owner 2019-C A3 1.93% Due 7/15/2024	6,721.66	335.13	7,056.79
02/15/2022	Paydown	89237VAB5	165,000.00	Toyota Auto Receivables Trust 2020-C A3 0.44% Due 10/15/2024	4,825.41	58.73	4,884.14
02/15/2022	Paydown	47788UAC6	125,000.00	John Deere Owner Trust 2021-A A3 0.36% Due 9/15/2025	0.00	37.50	37.50
02/15/2022	Paydown	58769KAD6	170,000.00	Mercedes-Benz Auto Lease Trust 2021-B A3 0.4% Due 11/15/2024	0.00	56.67	56.67
02/15/2022	Paydown	89240BAC2	235,000.00	Toyota Auto Receivables Owners 2021-A A3 0.26% Due 5/15/2025	0.00	50.92	50.92
02/15/2022	Paydown	65479GAD1	77,189.41	Nissan Auto Receivables Trust 2018-B A3 3.06% Due 3/15/2023	7,162.68	18.26	7,180.94
02/18/2022	Paydown	43814UAG4	6,828.25	Honda Auto Receivables Trust 2018-2 A3 3.01% Due 5/18/2022	623.85	6.28	630.13
02/18/2022	Paydown	43813KAC6	180,000.00	Honda Auto Receivables Trust 2020-3 A3 0.37% Due 10/18/2024	0.00	55.50	55.50
02/21/2022	Paydown	43815HAC1	44,829.35	Honda Auto Receivables Trust 2018-3 A3 2.95% Due 8/22/2022	2,988.46	59.28	3,047.74
02/25/2022	Interest	3135G05X7	620,000.00	FNMA Note 0.375% Due 8/25/2025	0.00	1,162.50	1,162.50
02/28/2022	Interest	912828L24	300,000.00	US Treasury Note 1.875% Due 8/31/2022	0.00	2,812.50	2,812.50
02/28/2022	Interest	912828W48	750,000.00	US Treasury Note 2.125% Due 2/29/2024	0.00	7,968.75	7,968.75
02/28/2022	Interest	912828ZC7	1,000,000.00	US Treasury Note 1.125% Due 2/28/2025	0.00	5,625.00	5,625.00

## Cash Flow Report

As of June 30, 2021



Payment Date	Transaction Type	CUSIP	Quantity	Security Description	Principal Amount	Income	Total Amount
02/28/2022	Maturity	912828J43	800,000.00	US Treasury Note 1.75% Due 2/28/2022	800,000.00	7,000.00	807,000.00
<b>FEB 2022</b>					<b>826,909.57</b>	<b>44,339.15</b>	<b>871,248.72</b>
03/05/2022	Interest	06051GHF9	400,000.00	Bank of America Corp Callable Note 1X 3/5/2023 3.55% Due 3/5/2024	0.00	7,100.00	7,100.00
03/08/2022	Interest	3130A0XE5	375,000.00	FHLB Note 3.25% Due 3/8/2024	0.00	6,093.75	6,093.75
03/08/2022	Interest	313383YJ4	500,000.00	FHLB Note 3.375% Due 9/8/2023	0.00	8,437.50	8,437.50
03/10/2022	Interest	313382AX1	500,000.00	FHLB Note 2.125% Due 3/10/2023	0.00	5,312.50	5,312.50
03/11/2022	Maturity	313378CR0	500,000.00	FHLB Note 2.25% Due 3/11/2022	500,000.00	5,625.00	505,625.00
03/12/2022	Interest	3135G0U43	465,000.00	FNMA Note 2.875% Due 9/12/2023	0.00	6,684.38	6,684.38
03/14/2022	Interest	4581X0CZ9	500,000.00	Inter-American Dev Bank Note 1.75% Due 9/14/2022	0.00	4,375.00	4,375.00
03/15/2022	Paydown	47788UAC6	125,000.00	John Deere Owner Trust 2021-A A3 0.36% Due 9/15/2025	0.00	37.50	37.50
03/15/2022	Paydown	47789KAC7	180,000.00	John Deere Owner Trust 2020-A A3 1.1% Due 8/15/2024	4,600.12	131.68	4,731.80
03/15/2022	Paydown	58769KAD6	170,000.00	Mercedes-Benz Auto Lease Trust 2021-B A3 0.4% Due 11/15/2024	0.00	56.67	56.67
03/15/2022	Paydown	89237VAB5	165,000.00	Toyota Auto Receivables Trust 2020-C A3 0.44% Due 10/15/2024	4,827.18	56.96	4,884.14
03/15/2022	Paydown	89240BAC2	235,000.00	Toyota Auto Receivables Owners 2021-A A3 0.26% Due 5/15/2025	0.00	50.92	50.92
03/15/2022	Paydown	65479JAD5	255,000.00	Nissan Auto Receivables Owner 2019-C A3 1.93% Due 7/15/2024	6,736.78	324.32	7,061.10
03/18/2022	Paydown	43814UAG4	6,828.25	Honda Auto Receivables Trust 2018-2 A3 3.01% Due 5/18/2022	625.41	4.72	630.13
03/18/2022	Paydown	43813KAC6	180,000.00	Honda Auto Receivables Trust 2020-3 A3 0.37% Due 10/18/2024	8,545.03	55.50	8,600.53

## Cash Flow Report

As of June 30, 2021



Payment Date	Transaction Type	CUSIP	Quantity	Security Description	Principal Amount	Income	Total Amount
03/19/2022	Interest	30231GBH4	400,000.00	Exxon Mobil Corp Callable Note Cont 2/19/2025 2.992% Due 3/19/2025	0.00	5,984.00	5,984.00
03/20/2022	Interest	89236TFN0	400,000.00	Toyota Motor Credit Corp Note 3.45% Due 9/20/2023	0.00	6,900.00	6,900.00
03/21/2022	Paydown	43815HAC1	44,829.35	Honda Auto Receivables Trust 2018-3 A3 2.95% Due 8/22/2022	2,995.81	51.93	3,047.74
03/23/2022	Interest	3137EAEX3	570,000.00	FHLMC Note 0.375% Due 9/23/2025	0.00	1,068.75	1,068.75
03/31/2022	Interest	9128282Y5	675,000.00	US Treasury Note 2.125% Due 9/30/2024	0.00	7,171.88	7,171.88
03/31/2022	Interest	91282CBT7	900,000.00	US Treasury Note 0.75% Due 3/31/2026	0.00	3,375.00	3,375.00
03/31/2022	Interest	912828L57	450,000.00	US Treasury Note 1.75% Due 9/30/2022	0.00	3,937.50	3,937.50
<b>MAR 2022</b>					<b>528,330.33</b>	<b>72,835.46</b>	<b>601,165.79</b>
04/05/2022	Interest	3135G0T78	700,000.00	FNMA Note 2% Due 10/5/2022	0.00	7,000.00	7,000.00
04/05/2022	Maturity	3135G0T45	700,000.00	FNMA Note 1.875% Due 4/5/2022	700,000.00	6,562.50	706,562.50
04/14/2022	Interest	3130AJHU6	500,000.00	FHLB Note 0.5% Due 4/14/2025	0.00	1,250.00	1,250.00
04/15/2022	Interest	3135G0W66	535,000.00	FNMA Note 1.625% Due 10/15/2024	0.00	4,346.88	4,346.88
04/15/2022	Paydown	47789KAC7	180,000.00	John Deere Owner Trust 2020-A A3 1.1% Due 8/15/2024	4,612.77	127.46	4,740.23
04/15/2022	Paydown	89237VAB5	165,000.00	Toyota Auto Receivables Trust 2020-C A3 0.44% Due 10/15/2024	4,828.95	55.19	4,884.14
04/15/2022	Paydown	65479JAD5	255,000.00	Nissan Auto Receivables Owner 2019-C A3 1.93% Due 7/15/2024	6,751.95	313.48	7,065.43
04/15/2022	Paydown	58769KAD6	170,000.00	Mercedes-Benz Auto Lease Trust 2021-B A3 0.4% Due 11/15/2024	0.00	56.67	56.67
04/15/2022	Paydown	47788UAC6	125,000.00	John Deere Owner Trust 2021-A A3 0.36% Due 9/15/2025	0.00	37.50	37.50

## Cash Flow Report

As of June 30, 2021



Payment Date	Transaction Type	CUSIP	Quantity	Security Description	Principal Amount	Income	Total Amount
04/15/2022	Paydown	89240BAC2	235,000.00	Toyota Auto Receivables Owners 2021-A A3 0.26% Due 5/15/2025	0.00	50.92	50.92
04/18/2022	Paydown	43813KAC6	180,000.00	Honda Auto Receivables Trust 2020-3 A3 0.37% Due 10/18/2024	8,547.66	52.87	8,600.53
04/18/2022	Paydown	43814UAG4	6,828.25	Honda Auto Receivables Trust 2018-2 A3 3.01% Due 5/18/2022	626.98	3.15	630.13
04/20/2022	Interest	4581X0DV7	710,000.00	Inter-American Dev Bank Note 0.875% Due 4/20/2026	0.00	3,106.25	3,106.25
04/21/2022	Paydown	43815HAC1	44,829.35	Honda Auto Receivables Trust 2018-3 A3 2.95% Due 8/22/2022	3,003.17	44.57	3,047.74
04/22/2022	Interest	3135G03U5	295,000.00	FNMA Note 0.625% Due 4/22/2025	0.00	921.88	921.88
04/22/2022	Interest	459058JB0	365,000.00	Intl. Bank Recon & Development Note 0.625% Due 4/22/2025	0.00	1,140.63	1,140.63
04/28/2022	Interest	459058JL8	515,000.00	Intl. Bank Recon & Development Note 0.5% Due 10/28/2025	0.00	1,287.50	1,287.50
04/30/2022	Interest	912828T91	300,000.00	US Treasury Note 1.625% Due 10/31/2023	0.00	2,437.50	2,437.50
04/30/2022	Interest	912828M49	300,000.00	US Treasury Note 1.875% Due 10/31/2022	0.00	2,812.50	2,812.50
04/30/2022	Interest	912828X70	600,000.00	US Treasury Note 2% Due 4/30/2024	0.00	6,000.00	6,000.00
<b>APR 2022</b>					<b>728,371.48</b>	<b>37,607.45</b>	<b>765,978.93</b>
05/07/2022	Interest	3135G06G3	610,000.00	FNMA Note 0.5% Due 11/7/2025	0.00	1,525.00	1,525.00
05/15/2022	Interest	912828WJ5	425,000.00	US Treasury Note 2.5% Due 5/15/2024	0.00	5,312.50	5,312.50
05/15/2022	Interest	91324PEC2	90,000.00	United Health Group Inc Callable Note Cont 4/15/2026 1.15% Due 5/15/2026	0.00	517.50	517.50
05/15/2022	Maturity	084664BT7	400,000.00	Berkshire Hathaway Note 3% Due 5/15/2022	400,000.00	6,000.00	406,000.00
05/15/2022	Paydown	58769KAD6	170,000.00	Mercedes-Benz Auto Lease Trust 2021-B A3 0.4% Due 11/15/2024	0.00	56.67	56.67

# Cash Flow Report

As of June 30, 2021



Payment Date	Transaction Type	CUSIP	Quantity	Security Description	Principal Amount	Income	Total Amount
05/15/2022	Paydown	65479JAD5	255,000.00	Nissan Auto Receivables Owner 2019-C A3 1.93% Due 7/15/2024	6,767.14	302.62	7,069.76
05/15/2022	Paydown	89240BAC2	235,000.00	Toyota Auto Receivables Owners 2021-A A3 0.26% Due 5/15/2025	0.00	50.92	50.92
05/15/2022	Paydown	47788UAC6	125,000.00	John Deere Owner Trust 2021-A A3 0.36% Due 9/15/2025	0.00	37.50	37.50
05/15/2022	Paydown	47789KAC7	180,000.00	John Deere Owner Trust 2020-A A3 1.1% Due 8/15/2024	4,625.46	123.23	4,748.69
05/15/2022	Paydown	89237VAB5	165,000.00	Toyota Auto Receivables Trust 2020-C A3 0.44% Due 10/15/2024	4,830.72	53.42	4,884.14
05/18/2022	Paydown	43813KAC6	180,000.00	Honda Auto Receivables Trust 2020-3 A3 0.37% Due 10/18/2024	8,550.30	50.23	8,600.53
05/18/2022	Paydown	43814UAG4	6,828.25	Honda Auto Receivables Trust 2018-2 A3 3.01% Due 5/18/2022	628.55	1.58	630.13
05/20/2022	Interest	747525AT0	400,000.00	Qualcomm Inc Callable Note Cont 3/20/2024 2.9% Due 5/20/2024	0.00	5,800.00	5,800.00
05/21/2022	Paydown	43815HAC1	44,829.35	Honda Auto Receivables Trust 2018-3 A3 2.95% Due 8/22/2022	3,010.55	37.19	3,047.74
05/31/2022	Interest	9128283J7	675,000.00	US Treasury Note 2.125% Due 11/30/2024	0.00	7,171.88	7,171.88
05/31/2022	Interest	91282CAZ4	700,000.00	US Treasury Note 0.375% Due 11/30/2025	0.00	1,312.50	1,312.50
05/31/2022	Interest	9128284R8	385,000.00	US Treasury Note 2.875% Due 5/31/2025	0.00	5,534.38	5,534.38
05/31/2022	Interest	91282CCF6	400,000.00	US Treasury Note 0.75% Due 5/31/2026	0.00	1,500.00	1,500.00
<b>MAY 2022</b>					<b>428,412.72</b>	<b>35,387.12</b>	<b>463,799.84</b>
06/08/2022	Interest	3130A0F70	650,000.00	FHLB Note 3.375% Due 12/8/2023	0.00	10,968.76	10,968.76
06/09/2022	Interest	313383QR5	500,000.00	FHLB Note 3.25% Due 6/9/2023	0.00	8,125.00	8,125.00
06/14/2022	Interest	3130A1XJ2	490,000.00	FHLB Note 2.875% Due 6/14/2024	0.00	7,043.76	7,043.76

## Cash Flow Report

As of June 30, 2021



Payment Date	Transaction Type	CUSIP	Quantity	Security Description	Principal Amount	Income	Total Amount
06/15/2022	Paydown	47788UAC6	125,000.00	John Deere Owner Trust 2021-A A3 0.36% Due 9/15/2025	0.00	37.50	37.50
06/15/2022	Paydown	58769KAD6	170,000.00	Mercedes-Benz Auto Lease Trust 2021-B A3 0.4% Due 11/15/2024	0.00	56.67	56.67
06/15/2022	Paydown	47789KAC7	180,000.00	John Deere Owner Trust 2020-A A3 1.1% Due 8/15/2024	4,638.18	118.99	4,757.17
06/15/2022	Paydown	65479JAD5	255,000.00	Nissan Auto Receivables Owner 2019-C A3 1.93% Due 7/15/2024	6,782.36	291.74	7,074.10
06/15/2022	Paydown	89237VAB5	165,000.00	Toyota Auto Receivables Trust 2020-C A3 0.44% Due 10/15/2024	4,832.49	51.65	4,884.14
06/15/2022	Paydown	89240BAC2	235,000.00	Toyota Auto Receivables Owners 2021-A A3 0.26% Due 5/15/2025	10,645.41	50.92	10,696.33
06/17/2022	Interest	3135G04Z3	735,000.00	FNMA Note 0.5% Due 6/17/2025	0.00	1,837.50	1,837.50
06/18/2022	Paydown	43813KAC6	180,000.00	Honda Auto Receivables Trust 2020-3 A3 0.37% Due 10/18/2024	8,552.94	47.59	8,600.53
06/19/2022	Interest	3137EAEN5	500,000.00	FHLMC Note 2.75% Due 6/19/2023	0.00	6,875.00	6,875.00
06/21/2022	Paydown	43815HAC1	44,829.35	Honda Auto Receivables Trust 2018-3 A3 2.95% Due 8/22/2022	3,017.95	29.79	3,047.74
06/26/2022	Interest	931142EK5	400,000.00	Wal-Mart Stores Callable Note Cont 5/26/2023 3.4% Due 6/26/2023	0.00	6,800.00	6,800.00
06/30/2022	Interest	91282CBC4	525,000.00	US Treasury Note 0.375% Due 12/31/2025	0.00	984.38	984.38
06/30/2022	Maturity	912828XW5	650,000.00	US Treasury Note 1.75% Due 6/30/2022	650,000.00	5,687.50	655,687.50
<b>JUN 2022</b>					<b>688,469.33</b>	<b>49,006.75</b>	<b>737,476.08</b>
<b>TOTAL</b>					<b>5,053,775.48</b>	<b>595,433.41</b>	<b>5,649,208.89</b>



Chandler Asset Management, Inc. ("Chandler") is an SEC registered investment adviser. For additional information about our firm, please see our current disclosures (Form ADV). To obtain a copy of our current disclosures, you may contact your client service representative by calling the number on the front of this statement or you may visit our website at [www.chandlerasset.com](http://www.chandlerasset.com).

Information contained in this monthly statement is confidential and is provided for informational purposes only and should not be construed as specific investment or legal advice. The information contained herein was obtained from sources believed to be reliable as of the date of this statement, but may become outdated or superseded at any time without notice.

**Custody:** Your qualified custodian bank maintains control of all assets reflected in this statement and we urge you to compare this statement to the one you receive from your qualified custodian. Chandler does not have any authority to withdraw or deposit funds from/to the custodian account.

**Valuation:** Prices are provided by IDC, an independent pricing source. In the event IDC does not provide a price or if the price provided is not reflective of fair market value, Chandler will obtain pricing from an alternative approved third party pricing source in accordance with our written valuation policy and procedures. Our valuation procedures are also disclosed in Item 5 of our Form ADV Part 2A.

**Performance:** Performance results are presented gross-of-advisory fees and represent the client's Total Return. The deduction of advisory fees lowers performance results. These results include the reinvestment of dividends and other earnings. Past performance may not be indicative of future results. Therefore, clients should not assume that future performance of any specific investment or investment strategy will be profitable or equal to past performance levels. All investment strategies have the potential for profit or loss. Economic factors, market conditions or changes in investment strategies, contributions or withdrawals may materially alter the performance and results of your portfolio.

Source ice Data Indices, LLC ("ICE"), used with permission. ICE PERMITS USE OF THE ICE INDICES AND RELATED DATA ON AN "AS IS" BASIS; ICE, ITS AFFILIATES AND THEIR RESPECTIVE THIRD PARTY SUPPLIERS DISCLAIM ANY AND ALL WARRANTIES AND REPRESENTATIONS, EXPRESS AND/OR IMPLIED, INCLUDING ANY WARRANTIES OF MERCHANTABILITY OR FITNESS FOR A PARTICULAR PURPOSE OR USE, INCLUDING THE INDICES, INDEX DATA AND ANY DATA INCLUDED IN, RELATED TO, OR DERIVED THEREFROM. NEITHER ICE DATA, ITS AFFILIATES OR THEIR RESPECTIVE THIRD PARTY PROVIDERS GUARANTEE THE QUALITY, ADEQUACY, ACCURACY, TIMELINESS OR COMPLETENESS OF THE INDICES OR THE INDEX DATA OR ANY COMPONENT THEREOF, AND THE INDICES AND INDEX DATA AND ALL COMPONENTS THEREOF ARE PROVIDED ON AN "AS IS" BASIS AND LICENSEE'S USE IS AT LICENSEE'S OWN RISK. ICE DATA, ITS AFFILIATES AND THEIR RESPECTIVE THIRD PARTY DO NOT SPONSOR, ENDORSE, OR RECOMMEND CHANDLER, OR ANY OF ITS PRODUCTS OR SERVICES.

Index returns assume reinvestment of all distributions. Historical performance results for investment indexes generally do not reflect the deduction of transaction and/or custodial charges or the deduction of an investment management fee, the incurrence of which would have the effect of decreasing historical performance results. It is not possible to invest directly in an index.

**Ratings:** Ratings information have been provided by Moody's, S&P and Fitch through data feeds we believe to be reliable as of the date of this statement, however we cannot guarantee its accuracy.

Security level ratings for U.S. Agency issued mortgage-backed securities ("MBS") reflect the issuer rating because the securities themselves are not rated. The issuing U.S. Agency guarantees the full and timely payment of both principal and interest and carries a AA+/Aaa/AAA by S&P, Moody's and Fitch respectively.



Benchmark Index	Disclosure
ICE BAML 1-5 Yr US Treasury/Agency Index*	<p>The ICE BAML 1-5 Year US Treasury &amp; Agency Index tracks the performance of US dollar denominated US Treasury and nonsubordinated US agency debt issued in the US domestic market. Qualifying securities must have an investment grade rating (based on an average of Moody's, S&amp;P and Fitch). Qualifying securities must have at least one year remaining term to final maturity and less than five years remaining term to final maturity, at least 18 months to maturity at time of issuance, a fixed coupon schedule and a minimum amount outstanding of \$1 billion for sovereigns and \$250 million for agencies. (Index: GVA0. Please visit <a href="http://www.mlindex.ml.com">www.mlindex.ml.com</a> for more information)</p> <p>The ICE BAML US 1-Year Treasury Bill Index is comprised of a single issue purchased at the beginning of the month and held for a full month. At the end of the month that issue is sold and rolled into a newly selected issue. The issue selected at each month-end rebalancing is the outstanding Treasury Bill that matures closest to, but not beyond, three months from the rebalancing date. (Index: GOO3. Please visit <a href="http://www.mlindex.ml.com">www.mlindex.ml.com</a> for more information)</p> <p>The ICE BAML 1-3 Year US Treasury Index tracks the performance of US dollar denominated sovereign debt publicly issued by the US government in its domestic market. Qualifying securities must have at least one year remaining term to final maturity and less than three years remaining term to final maturity, a fixed coupon schedule and a minimum amount outstanding of \$1 billion. Qualifying securities must have at least 18 months to final maturity at the time of issuance. (Index: G1O2. Please visit <a href="http://www.mlindex.ml.com">www.mlindex.ml.com</a> for more information)</p>
ICE BAML 6-Month US Treasury Bill Index	<p>The ICE BAML US 6-Month Treasury Bill Index is comprised of a single issue purchased at the beginning of the month and held for a full month. At the end of the month that issue is sold and rolled into a newly selected issue. The issue selected at each month-end rebalancing is the outstanding Treasury Bill that matures closest to, but not beyond, three months from the rebalancing date. (Index: GOO2. Please visit <a href="http://www.mlindex.ml.com">www.mlindex.ml.com</a> for more information)</p>

Quarter Ended June 30, 2021

**Market Value Summary:**

	QTD Current Period	Fiscal Year to Date
Beginning Balance	\$3,776,025.44	\$3,157,810.33
Contribution	414,000.00	414,000.00
Disbursement	0.00	0.00
Transfer In	0.00	0.00
Transfer Out	0.00	0.00
Investment Earnings	248,645.88	869,200.66
Administrative Expenses	(481.86)	(1,776.92)
Investment Expense	(255.21)	(1,299.82)
Other	0.00	0.00
Ending Balance	\$4,437,934.25	\$4,437,934.25
FY End Contrib per GASB 74 Para 22	0.00	0.00
FY End Disbursement Accrual	0.00	0.00
Grand Total	\$4,437,934.25	\$4,437,934.25

**Unit Value Summary:**

	QTD Current Period	Fiscal Year to Date
Beginning Units	181,112.001	181,112.001
Unit Purchases from Contributions	18,633.597	18,633.597
Unit Sales for Withdrawals	0.000	0.000
Unit Transfer In	0.000	0.000
Unit Transfer Out	0.000	0.000
Ending Units	199,745.598	199,745.598
Period Beginning Unit Value	20.849118	17.435677
Period Ending Unit Value	22.217933	22.217933

Please note the Grand Total is your actual fund account balance at the end of the period, including all contributions per GASB 74 paragraph 22 and accrued disbursements. Please review your statement promptly. All information contained in your statement will be considered true and accurate unless you contact us within 30 days of receipt of this statement. If you have questions about the validity of this information, please contact CERBT4U@calpers.ca.gov.

Statement of Transaction Detail for the Quarter Ending 06/30/2021  
City of La Habra



---

Date	Description	Amount	Unit Value	Units	Check/Wire	Notes
06/30/2021	Contribution	\$414,000.00	\$22.217933	18,633.597	WIRE 2021062952	

---

---

Client Contact:  
CERBT4U@CalPERS.ca.gov

CITY OF LA HABRA  
PARS Post-Employment Benefits Trust

Account Report for the Period  
6/1/2021 to 6/30/2021

James Sadro  
City Manager  
City of La Habra  
110 E La Habra Blvd.  
La Habra, CA 90631

## Account Summary

Source	Balance as of 6/1/2021	Contributions	Earnings	Expenses	Distributions	Transfers	Balance as of 6/30/2021
PENSION	\$3,072,115.53	\$0.00	\$34,854.17	\$1,512.21	\$0.00	\$0.00	\$3,105,457.49
<b>Totals</b>	<b>\$3,072,115.53</b>	<b>\$0.00</b>	<b>\$34,854.17</b>	<b>\$1,512.21</b>	<b>\$0.00</b>	<b>\$0.00</b>	<b>\$3,105,457.49</b>

## Investment Selection

Source	
PENSION	Moderate Index PLUS

## Investment Objective

Source	
PENSION	The dual goals of the Moderate Strategy are growth of principal and income. It is expected that dividend and interest income will comprise a significant portion of total return, although growth through capital appreciation is equally important. The portfolio will be allocated between equity and fixed income investments.

## Investment Return

Source	1-Month	3-Months	1-Year	Annualized Return			Plan's Inception Date
				3-Years	5-Years	10-Years	
PENSION	1.13%	4.37%	19.82%	-	-	-	10/12/2018

Information as provided by US Bank, Trustee for PARS; Not FDIC Insured; No Bank Guarantee; May Lose Value

Past performance does not guarantee future results. Performance returns may not reflect the deduction of applicable fees, which could reduce returns. Information is deemed reliable but may be subject to change.

Investment Return: Annualized rate of return is the return on an investment over a period other than one year multiplied or divided to give a comparable one-year return.

Account balances are inclusive of Trust Administration, Trustee and Investment Management fees