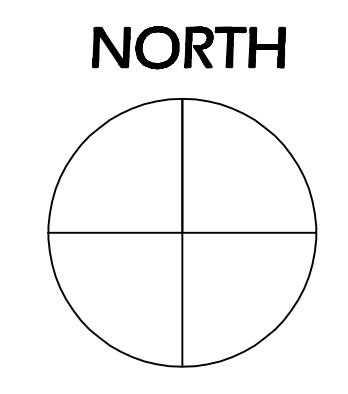


PARCEL 4 SUMMARY:

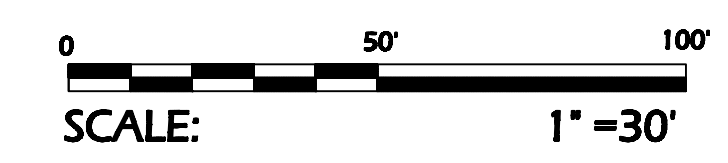
LOT AREA	20,723 SF (0.47 AC)
RETAIL BUILDING	6,250 SF
PARKING REQUIRED	6,250/250 = 25 CARS
PARKING PROVIDED	25 CARS

TOTAL PROJECT SUMMARY:

TOTAL LOT AREA	184,941 SF	
LANDSCAPE AREA	39,518 SF	21%
BUILDING COVERAGE	24,269 SF	13%
FRONT SET BACK AREA	9,107 SF	5%
PARKING, DRIVEWAY & HARDSCAPE	112,790 SF	60%



APRIL 5, 2022



PROJECT SUMMARY

PARCEL 4 20,718 SF (0.47 AC)

RETAIL 6,250 SF

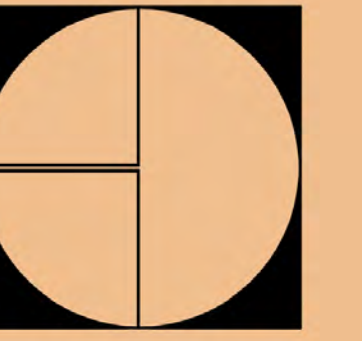
PARKING REQUIRED: 25 CARS

PARKING PROVIDED: 25 CARS

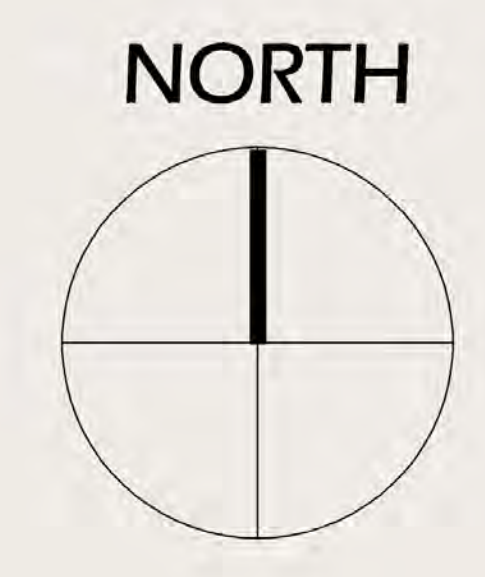


HALLMARK RETAIL PROJECT
731 IMPERIAL HWY.
LA HABRA, CA
OWNER: PRADEEP PATEL


SITE PLAN



JLCC
DESIGN & CONSTRUCTION
5126 FLORINDA AVENUE
TEMPLE CITY, CA 9178
(626) 233-8496 john.jlcc@gmail.com



JLCC
 DESIGN & CONSTRUCTION
 5126 FLORINDA AVENUE
 TEMPLE CITY, CA 9178
 (626) 233-8496 john.jlcc@gmail.com



HALLMARK RETAIL PROJECT
 731 IMPERIAL HWY.
 LA HABRA, CA
 OWNER: PRADEEP PATEL

FLOOR PLAN

2



ELEVATION - D


26'-8" A.F.F.
T.O.P.



PAINT - SHERWIN WILLIAMS
COLOR: SW 2837 AURORA BROWN



PAINT - SHERWIN WILLIAMS
COLOR: SW 9606 SLUMBER SLOTH



PAINT - SHERWIN WILLIAMS
COLOR: SW 9606 SLUMBER SLOTH



PAINT - SHERWIN WILLIAMS
COLOR: SW 9124 VERDE MARRÓN



STANDING SEAM ROOF - COLOR: BURGUNDY



STONE VENEER
MODEL: IDAHO STACK CHABLIS



FIBER CEMENT - NICHIIHA
MODEL: ROUGHSAWN SMOKE

FINISHES AND MATERIALS



ELEVATION - C

19'-0" T.O.P.

10'-0" B.O. CEILING

0'-0" F.F.E.

23'-7" T.O. RIDGE

20'-8" T.O.P.

19'-0" T.O.P.

B.O. CEILING

0'-0" F.F.E.

22'-6" T.O.P.

ELEVATION - B

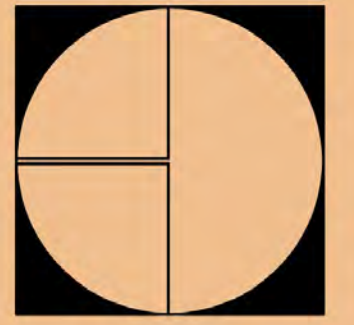
20'-8" T.O.P.

0'-0" F.F.E.

25'-7" T.O. RIDGE

ELEVATION - A

JLCC
DESIGN & CONSTRUCTION
5126 FLORINDA AVENUE
TEMPLE CITY, CA 9178
(626) 233-8496 john.jlcc@gmail.com



HALLMARK RETAIL PROJECT
731 IMPERIAL HWY.
LA HABRA, CA
OWNER: PRADEEP PATEL

ELEVATIONS AND FINISHES