

## Quotation

Date: 02/09/2026  
Expires: 03/11/2026  
Quote #: 82673  
Sales Rep: Iosue, Michael  
miosue@generatorsystems.com  
(330) 690-5099

Project Title:  
City of Lorain Falbo Pump Station Generator & ATS

Item	Quantity	Description
		<p><b>Clarifications:</b> We are pleased to submit the following turnkey proposal for your replacement generator project, to include site preparation, installation, concrete pad, unloading and positioning.</p> <p><b>Clarifications:</b></p> <ul style="list-style-type: none"> <li>•Engineered drawings and permitting are not included and will be added at an additional cost if required by the city.</li> <li>•Diesel Fuel is not included.</li> <li>•25% Deposit due at the time of signed contract, remaining balance due upon completion of project.</li> <li>•GSLLC limits its scope of supply to this Bill of Material. No other equipment is supplied unless further agreed upon in writing.</li> <li>•Commissioning and load bank testing are quoted during normal working hours- M-F 8am-4pm, unless otherwise stated in writing.</li> <li>•Taxes are not included in the price.</li> <li>•Freight costs are estimated to first destination is shown below and is not included in the item pricing. FOB Factory.</li> <li>•This quote is per Generator Systems Terms and Conditions</li> </ul>
GSD0150	1	<p>Generac Industrial diesel engine-driven generator set with turbocharged/aftercooled 6-cylinder 6.7L engine, consisting of the following features and accessories:</p> <ul style="list-style-type: none"> <li>•Stationary Emergency-Standby rated</li> <li>•150 kW Rating, wired for 277/480 VAC Three Phase, 60 Hz</li> <li>•With Upsized 250kW Alternator</li> <li>•Permanent Magnet Excitation</li> <li>•UL2200</li> <li>•EPA Certified</li> <li>•SCAQMD</li> <li>•Level 1 Sound Protective Insulated Enclosure, Steel</li> <li>•Baked-On Powder Coat Finish</li> <li>•24" 322 Gallon Double-Wall UL142 Basetank</li> <li>•Mechanical fuel level indicator gauge</li> <li>•Electronic fuel level sender</li> <li>•DSE G8601 Digital Genset Controller</li> <li>•Meets NFPA 99 and 110 requirements</li> <li>•UL6200</li> <li>•CE</li> </ul>

**Date** 02/09/2026  
**Expires:** 03/11/2026  
**Quote #** 82673  
**Sales Rep:** Iosue, Michael  
 miosue@generatorsystems.com

**Project Title:**  
**City of Lorain Falbo Pump Station Generator & ATS**

Item	Quantity	Description
Configured ATS	1	<ul style="list-style-type: none"> <li>•High-Resolution 240 X 128 Pixel Display</li> <li>•Integral LCD Display Heater</li> <li>•Auto/Manual/Off key switch, Alarm Indication, Not in Auto Indication, audible alarm, emergency stop switch</li> <li>•Advanced PLC Functionality</li> <li>•2 RS485 Ports, 2 USB Ports, 1 Ethernet Port, and 1 CANbus Port</li> <li>•Engine Sensors: (Examples) Oil Pressure, Oil Temp, Coolant Temp and Level, Fuel Level/Pressure (where applicable), Engine Speed, DC Battery Voltage and Charge Current, Run-time Hours, Generator Voltages, Amps, Frequency, Power, Power Factor</li> <li>•Alarm Status: (Examples) Low or High AC Voltage, Low or High Battery Voltage, Low or High Frequency, Pre-low or Low Oil Pressure, Pre-high or High Oil Temp, Low Water Level and Temp, Pre-high or High Engine Temp, High, Low, and Critical-low Fuel Level/Pressure (where applicable), Overcrank, Over and Under Speed, Unit Not in Automatic</li> <li>•Programmable I/O</li> <li>•Built-in PLC for special applications</li> <li>•Engine function monitoring and control:</li> <li>•Full range standby operation; programmable auto crank, Emergency Stop, Auto-Off-Manual switch</li> <li>•Isochronous Governor (on applicable models)</li> <li>•Digital frequency regulation with: soft-start ramping - adjustable, gain - adjustable, overshoot limit – adjustable</li> <li>•3 Phase RMS Voltage Sensing</li> <li>•+/-0.5% digital voltage regulation with: soft-start voltage ramping - adjustable, loss of sensing protection - adjustable, negative power limit - adjustable, Hi/Lo voltage limit - adjustable, V/F slope and gain - adjustable, fault protection (I2T Function)</li> <li>•Configurable Timers</li> <li>•Integrated SNMP</li> <li>•DSENet (I/O Expansion Module Support)</li> <li>•2 and 3-wire start controls for any industrial grade transfer switch</li> <li>•Remote Emergency Stop Switch, Surface-Mount, shipped loose</li> <li>•Primary MLCB, 80% rated thermal-magnetic</li> <li>•250 amp</li> <li>•Battery Charger, 10 Amp, NFPA 110 compliant, installed</li> <li>•110 AH, 925 CCA Group 31 Batteries, dual-paralleled, with rack, installed</li> <li>•Engine Coolant Heater, 1500W</li> <li>•120V GFCI and 240V Outlet</li> <li>•3 Owner's Manuals</li> <li>•Standard 2-Year Limited Warranty</li> </ul> <p>TX Series Automatic Transfer Switch consisting of the following features and accessories:</p> <ul style="list-style-type: none"> <li>•300 Amp, 3 pole, 277/480 VAC three phase, no neutral, 60 Hz, with 2 or 3-Wire Start Circuit</li> <li>•Utility Voltage Sensing Controls:</li> <li>•Adjustable Drop-out and Pick-up</li> <li>•Adjustable Utility Interrupt Delay</li> <li>•Adjustable Logic Controls:</li> <li>•Minimum Standby Voltage</li> <li>•Minimum Standby Frequency</li> <li>•Engine Warmup</li> <li>•Return to Utility</li> <li>•Engine Cooldown</li> <li>•Transfer on Exercise</li> <li>•3 Owner's Manuals</li> <li>•Double Set of Form C Aux Cont</li> <li>•IBC Seismic Certified</li> <li>•Any Breaker (3 Cycle)</li> <li>•Withstand and Close-On Rating - 200kA Fuse Rating</li> </ul>

2246 Port Centre Drive  
Medina OH 44256  
United States  
(330) 630-0890

# Quotation

Date: 02/09/2026  
Expires: 03/11/2026  
Quote #: 82673  
Sales Rep: Iosue, Michael  
miosue@generatorsystems.com

Project Title:  
City of Lorain Falbo Pump Station Generator & ATS

Item	Quantity	Description
		<ul style="list-style-type: none"> <li>•Withstand and Close-On Rating - 35kA Any Breaker</li> <li>•Withstand and Close-On Rating - 65kA Specific Breaker</li> <li>•CSA - C22.2 No.178</li> <li>•UL Listed 1008 by ETL</li> <li>•NEMA 1 Enclosure</li> <li>•Non Service Entrance Rated</li> <li>•In Phase Only Transfer</li> <li>•Standard two year basic warranty</li> </ul>
SUS8 - 175	1	Start Up Service - Diesel - Up to 175 KW
LBT2-0-200KW-100%	1	Load Bank Test - 2 HR. Resistive - Up to 200kw with 30% loading for 30 minutes, 50% loading for 30 minutes, 100% loading for the remainder.
OFC (without OPV)	1	Ohio Fire Code Package without overflow prevention valve.
GS Start Up Service	1	
TPT	1	Ohio Fire Code Tank Tightness Test (Test must be performed before tank is filled with fuel)
Venting Installation	1	12' above grade venting installation including materials and labor. Does not include spill bucket.
Spill Box 5 Gallon	1	5 Gallon Spill Box w/Lid
Fire Extinguisher	1	Fire Extinguisher, Dry Chemical, Class ABC, UL Rating 3A:40B:C, Capacity 5 lb., Extinguish Agent Type Monoammonium Phosphate,
Fire Extinguisher Cover	1	Fire Extinguisher Cover
Placard-Danger Diesel Fuel	3	Placard- Danger Diesel Fuel
End of Group Contractor Services	1	Full Turnkey installation. Disposal of existing generator by others. Current LEAD TIME:  Generator: 12-16 Weeks Transfer Switch 12-16 Weeks  *Lead times are subject to change based on equipment/parts availability and factory loading.

Subtotal: \$ 73,755.93  
Shipping: \$ 1,325.00  
Total: \$ 75,080.93

Applicable tax not included in total. Tax will be billed at destination rate unless a tax exemption certificate is provided.

### Quote Acceptance

Signing this proposal in the space below constitutes your order and our agreement to pricing, term and conditions contained herein. Please furnish us a confirming purchase order at your earliest convenience.

Company Name: \_\_\_\_\_

Printed Name: \_\_\_\_\_

Signature: \_\_\_\_\_

Date: \_\_\_\_\_

PO#: \_\_\_\_\_



# SD150 | 6.7 L | 150 kW

## INDUSTRIAL DIESEL GENERATOR SET

EPA Certified Stationary Emergency

### Standby Power Rating

150 kW, 188kVA, 60 Hz



\*Assembled in the USA using domestic and foreign parts



Image used for illustration purposes only

## Codes and Standards

Not all codes and standards apply to all configurations. Contact factory for details.



UL2200, UL6200, UL1236, UL489



CSA C22.2, B149



BS5514 and DIN 6271



SAE J1349



NFPA 37, 70, 99, 110



NEC700, 701, 702, 708



NEMA ICS10, MG1, 250, ICS6, AB1



ANSI C62.41



IBC 2009, CBC 2010, IBC 2012, ASCE 7-05, ASCE 7-10, ICC-ES AC-156 (2012)

## Powering Ahead

For over 60 years, Generac has provided innovative design and superior manufacturing.

Generac ensures superior quality by designing and manufacturing most of its generator components, including alternators, enclosures and base tanks, control systems and communications software.

Generac gensets utilize a wide variety of options, configurations and arrangements, allowing us to meet the standby power needs of practically every application.

Generac searched globally to ensure the most reliable engines power our generators. We choose only engines that have already been proven in heavy-duty industrial applications under adverse conditions.

Generac is committed to ensuring our customers' service support continues after their generator purchase.

**STANDARD FEATURES**

**ENGINE SYSTEM**

- Oil Drain Extension
- Air Cleaner
- Fan Guard
- Stainless Steel Flexible Exhaust Connection
- Factory Filled Oil and Coolant
- Radiator Duct Adapter (Open Set Only)
- Engine Coolant Heater
- Critical Silencer

**FUEL SYSTEM**

- Fuel Lockoff Solenoid
- Primary Fuel Filter

**COOLING SYSTEM**

- Closed Coolant Recovery System
- UV/Ozone Resistant Hoses
- Factory-Installed Radiator
- 50/50 Ethylene Glycol Antifreeze
- Radiator Drain Extension

**ELECTRICAL SYSTEM**

- Battery Charging Alternator
- Battery Cables
- Battery Tray
- Rubber-Booted Engine Electrical Connections
- Solenoid Activated Starter Motor

**ENCLOSURE (If Selected)**

- Rust-Proof Fasteners with Nylon Washers to Protect Finish
- High Performance Sound-Absorbing Material (Sound Attenuated Enclosures)
- Gasketed Doors
- Upward Facing Discharge Hood (Radiator and Exhaust)
- Stainless Steel Lift Off Door Hinges
- Stainless Steel Lockable Handles
- RhinoCoat™ - Textured Polyester Powder Coat Paint

**GENERATOR SET**

- Internal Genset Vibration Isolation
- Separation of Circuits - High/Low Voltage
- Separation of Circuits - Multiple Breakers
- Wrapped Exhaust Piping
- Standard Factory Testing
- 2 Year Limited Warranty (Standby Rated Units)
- Silencer Mounted in the Discharge Hood (Enclosed Units Only)


**ALTERNATOR SYSTEM**

- UL2200 GENprotect™
- 12 Leads (3-Phase, Non 600V)
- Class H Insulation Material
- Vented Rotor
- 2/3 Pitch
- Skewed Stator
- Auxiliary Voltage Regulator Power Winding
- Permanent Magnet Excitation
- Sealed Bearing
- Automated Manufacturing (Winding, Insertion, Lacing, Varnishing)
- Rotor Dynamically Spin Balanced
- Amortisseur Winding
- Full Load Capacity Alternator
- Protective Thermal Switch

**FUEL TANKS (If Selected)**

- UL 142
- Double Wall
- Vents
- Sloped Top
- Sloped Bottom
- Factory Pressure Tested - 2 psi
- Rupture Basin Alarm
- Fuel Level
- Check Valve In Supply and Return Lines
- RhinoCoat™ - Textured Polyester Powder Coat Paint
- Stainless Steel Hardware

**CONTROL SYSTEM**



**DSE G8601 Controller**

The G8601 is a genset controller with integral heater designed for multiple application environments.

**Key Features**

- Advanced PLC Functionality
- Multi-Purpose PIDs
- Virtual Inputs
- On-Screen Mimic (SLDs)
- Multi-Level Pin Protected Front Panel Editor
- Integral LCD Display Heater
- Enhanced High-Resolution 240 x 128 Pixel Display
- Integral Gasket (IP65 protection)

**Standard Protections**

- Low Coolant Level
- High/Low Coolant Temperature
- Oil Temperature
- Over/Under Speed
- Over/Under Voltage
- Over/Under Frequency
- Over/Under Current
- Over Load
- Battery Voltage
- Battery Charger Current
- Phase to Phase and Phase to Neutral Short Circuits
- (I<sup>2</sup>T Algorithm)
- Ground Fault

**Control Panel**

- Auto/Off/Manual
  - Indication Through Display Screen
- Audible Alarm and Silence
- Not in Auto Indication

**Voltage Regulation**

- Digital Control
- Three Phase Sensing
- Negative Power Limit
- Loss of Sensing Protection
- Fault Protection (I<sup>2</sup>T Function)
- High Voltage Limit
- Low Voltage Limit
- Maximum Power Limit

**More Features**

- Uses Engine ECU
- Digital AVR Support
- Multiple Language Support
- Three Phase Generator Sensing & Protection
- Three Phase Bus Sensing
- Generator Current, Protection & Power Monitoring
- Configurable Timers
- Integrated SNMP
- Data Logging
- PC Configuration
- DSENet® (Expansion Support)
- Flexible I/O (Inputs/Outputs)
- Automatic and Front Panel Breaker Control
- Power-Save Mode

# SD150 | 6.7 L | 150 kW

## INDUSTRIAL DIESEL GENERATOR SET

EPA Certified Stationary Emergency

### CONFIGURABLE OPTIONS

#### ENGINE SYSTEM

- Oil Heater
- Level 1 Fan and Belt Guards (Enclosed Units Only)
- Air Filter Restriction Indicator
- Radiator Stone Guard (Open Set Only)
- Critical Silencer (Open Set Only)

#### ELECTRICAL SYSTEM

- 10A UL Listed Battery Charger
- Battery Warmer

#### ALTERNATOR SYSTEM

- Alternator Upsizing
- Anti-Condensation Heater
- Tropical Coating

#### CIRCUIT BREAKER OPTIONS

- Main Line Circuit Breaker
- 2<sup>nd</sup> Main Line Circuit Breaker
- Shunt Trip and Auxiliary Contact
- Electronic Trip Breakers

#### GENERATOR SET

- IBC Seismic Certification
- 8 Position Load Center
- Spring or Pad Vibration Isolators

#### ENCLOSURE

- Weather Protected Enclosure
- Level 1 Sound Attenuated
- Level 2 Sound Attenuated
- Level 2 Sound Attenuated with Motorized Dampers
- Steel Enclosure
- Aluminum Enclosure
- Up to 200 MPH Wind Load Rating (Contact Factory for Availability)
- AC/DC Enclosure Lighting Kit
- Enclosure Heater (with Motorized Dampers Only)
- Damper Alarm

#### FUEL TANKS (Size On Last Page)

- 8 in (203.2 mm) Fill Extension
- 13 in (330.2 mm) Fill Extension
- Overfill Protection Valve
- Return Hose
- Tank Risers
- 90% Fuel Level Switch
- 12' Above Grade Vent Extension
- Stainless Steel Fire Rated Fuel Hose

#### CONTROL SYSTEM

- NFPA 110 Compliant 21-Light Remote Annunciator
- Remote Relay Assembly (8 or 16)
- Remote E-Stop (Break Glass-Type, Surface Mount)
- Remote E-Stop (Red Mushroom-Type, Surface Mount)
- Remote E-Stop (Red Mushroom-Type, Flush Mount)
- 100 dB Alarm Horn
- Ground Fault Annunciator
- 120V GFCI and 240V Outlets
- Damper Alarm Contacts (with Motorized Dampers Only)
- Remote Communication - Modem
- 10A Engine Run Relay
- Oil Temperature Indication and Alarm

#### WARRANTY

- 2 Year Extended Limited Warranty
- 5 Year Extended Limited Warranty
- 7 Year Extended Limited Warranty
- 10 Year Extended Limited Warranty

### ENGINEERED OPTIONS

#### ENGINE SYSTEM

- Fluid Containment Pan
- Coolant Heater Ball Valves

#### CONTROL SYSTEM

- Battery Disconnect Switch
- Spare Inputs/Outputs

#### GENERATOR SET

- Special Testing

#### ALTERNATOR SYSTEM

- 3<sup>rd</sup> Breaker System

#### TANKS

- UL2085 Tank
- Stainless Steel Tank

# SD150 | 6.7 L | 150 kW

## INDUSTRIAL DIESEL GENERATOR SET

EPA Certified Stationary Emergency



### APPLICATION AND ENGINEERING DATA

#### ENGINE SPECIFICATIONS

##### General

Make	Iveco/FPT
EPA Emissions Compliance	Stationary Emergency
EPA Emissions Reference	See Emission Data Sheet
Cylinder #	6
Type	In-line
Displacement - in <sup>3</sup> (L)	408.86 (6.7)
Bore: in (mm)	4.09 (104)
Stroke: in (mm)	5.2 (128)
Compression Ratio	16.5:1
Intake Air Method	Turbocharged/Aftercooled
Cylinder Head Type	4 - Valve
Piston Type	Aluminum Alloy
Crankshaft Type	Forged Steel

##### Engine Governing

Governor	Electronic Isochronous
Frequency Regulation (Steady State)	±0.25%

##### Lubrication System

Oil Pump	Gear
Oil Filter Type	Full-Flow Cartridge
Engine Oil Capacity: qt (L)	20.7 (19.6)

##### Cooling System

Cooling System Type	Closed
Water Pump Type	Belt Driven Centrifugal
Fan Type	Pusher
Fan Speed (RPM)	2,538
Fan Diameter - in (mm)	26 (660)

##### Fuel System

Fuel Type	Ultra Low Sulfur Diesel Fuel #2
Fuel Specifications	ASTM
Fuel Filtering (Microns)	5
Fuel Pump Type	Engine Driven Gear
Injector Type	Electronic
Fuel Supply Line - in (mm)	0.5 (12.7) NPT
Fuel Return Line - in (mm)	0.5 (12.7) NPT

##### Engine Electrical System

System Voltage	12 VDC
Battery Charger Alternator	Standard
Battery Size	See Battery Index 0161970SBY
Battery Voltage	12 VDC
Ground Polarity	Negative (-)

#### ALTERNATOR SPECIFICATIONS

Standard Model	K0150124Y21
Poles	4
Field Type	Revolving
Insulation Class - Rotor	H
Insulation Class - Stator	H
Total Harmonic Distortion	<5%
Telephone Interference Factor (TIF)	<50

Standard Excitation	Permanent Magnet
Bearings	Single Sealed Cartridge
Coupling	Direct via Flexible Disc
Prototype Short Circuit Test	Yes
Voltage Regulator Type	Digital
Number of Sensed Phases	All
Regulation Accuracy (Steady State)	±0.25%

# SD150 | 6.7 L | 150 kW

## INDUSTRIAL DIESEL GENERATOR SET

EPA Certified Stationary Emergency



### OPERATING DATA

#### POWER RATINGS

		Standby
Single-Phase 120/240 VAC @1.0pf	150 kW	Amps: 625
Three-Phase 120/208 VAC @0.8pf	150 kW	Amps: 520
Three-Phase 120/240 VAC @0.8pf	150 kW	Amps: 451
Three-Phase 277/480 VAC @0.8pf	150 kW	Amps: 226
Three-Phase 346/600 VAC @0.8pf	150 kW	Amps: 180

#### MOTOR STARTING CAPABILITIES (SKVA)

skVA vs. Voltage Dip					
120/240 VAC 1Ø	30%	277/480 VAC 3Ø	30%	208/240 VAC 3Ø	30%
A0150044N21	260	K0150124Y21	326	K0150124Y21	244
A0200044N21	459	K0200124Y21	478	K0200124Y21	361
		K0250124Y21	630	K0250124Y21	506

#### FUEL CONSUMPTION RATES\*

Fuel Pump Lift- ft (m)	Diesel - gph (Lph)	
	Percent Load	Standby
3 (1)	25%	3.3 (12.5)
	50%	6.2 (23.5)
Total Fuel Pump Flow (Combustion + Return) - gph (Lph)	75%	8.8 (33.5)
29 (110.2)	100%	11.2 (42.2)

\*Fuel supply installation must accommodate fuel consumption rates at 100% load.

#### COOLING

		Standby
Coolant Flow	gpm (Lpm)	44.6 (168.8)
Coolant System Capacity	gal (L)	7.5 (28.4)
Heat Rejection to Coolant	BTU/hr (kW)	412,900 (121)
Inlet Air	scfm (m³/hr)	7,946 (13,502)
Maximum Operating Ambient Temperature	°F (°C)	122 (50)
Maximum Operating Ambient Temperature (Before Derate)		See Bulletin No.0199280SSD
Maximum Additional Radiator Backpressure	in H <sub>2</sub> O (kPa)	0.5 (0.12)

#### COMBUSTION AIR REQUIREMENTS

	Standby
Flow at rated power scfm - (m³ /min)	440 (12.5)

#### ENGINE

		Standby
Rated Engine Speed	RPM	1,800
Horsepower at Rated kW**	hp	240
Piston Speed	ft/min (m/min)	1,559 (475)
BMEP	psi (kPa)	257 (1,772)

\*\* See "Emissions Data Sheet" for maximum bHP for EPA and SCAQMD permitting purposes.

#### EXHAUST

		Standby
Exhaust Flow (Rated Output)	scfm (m³/min)	1,050 (29.7)
Max. Allowable Backpressure	inHg (kPa)	1.5 (.51)
Exhaust Temperature (Rated Output)	°F (°C)	895 (479)

Deration – Operational characteristics consider maximum ambient conditions. Derate factors may apply under atypical site conditions.

Please contact a Generac Power Systems Industrial Dealer for additional details. All performance ratings in accordance with BS5514 and DIN6271 standards.

Standby - See Bulletin 0187500SSB Prime - See Bulletin 0187510SSB

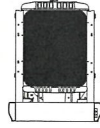
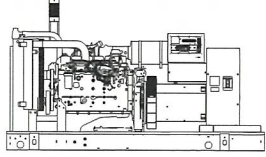
# SD150 | 6.7 L | 150 kW

## INDUSTRIAL DIESEL GENERATOR SET

EPA Certified Stationary Emergency

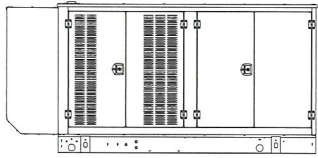


### DIMENSIONS AND WEIGHTS\*



#### OPEN SET


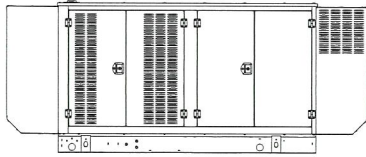
Run Time Hours**	Usable Capacity Gal (L)	L x W x H - in (mm)		Weight - lbs (kg)
No Tank	—	117.9 (2,996) x 49.7 (1,262) x 57.2 (1,453)		3,333 - 3,920 (1,512 - 1,778)
11	134 (507)	117.9 (2,996) x 49.7 (1,262) x 70.2 (1,783)		4,117 - 4,704 (1,868 - 2,134)
28	322 (1,219)	117.9 (2,996) x 49.7 (1,262) x 82.2 (2,088)		4,405 - 4,992 (1,998 - 2,264)
45	510 (1,930)	117.9 (2,996) x 49.7 (1,262) x 94.2 (2,393)		4,698 - 5,285 (2,133 - 2,399)
39	440 (1,666)	156.7 (3,980) x 49.7 (1,262) x 81.2 (2,063)		4,776 - 5,363 (2,051 - 2,317)
61	693 (2,623)	136.0 (3,455) x 53.0 (1,346) x 97.7 (2,482)		4,928 - 5,515 (2,237 - 2,503)
62	705 (2,668)	156.7 (3,980) x 49.7 (1,262) x 93.2 (2,367)		5,199 - 5,786 (2,208 - 2,474)
84	946 (3,580)	208.3 (5,291) x 53.0 (1,346) x 98.2 (2,493)		6,358 - 6,945 (2,884 - 3,150)
118	1,325 (5,015)	277.8 (7,055) x 53.0 (1,346) x 96.6 (2,453)		7,373 - 7,960 (3,345 - 3,611)



#### WEATHER PROTECTED ENCLOSURE

Run Time Hours**	Usable Capacity Gal (L)	L x W x H - in (mm)		Weight - lbs (kg) (Enclosure Only)
No Tank	—	143.0 (3,633) x 50.4 (1,280) x 68.2 (1,529)		
11	134 (507)	143.0 (3,633) x 50.4 (1,280) x 81.2 (1,859)		
28	322 (1,219)	143.0 (3,633) x 50.4 (1,280) x 93.2 (2,164)		
45	510 (1,930)	143.0 (3,633) x 50.4 (1,280) x 105.2 (2,269)		
39	440 (1,666)	143.0 (3,633) x 53.0 (1,346) x 105.2 (2,469)		
61	693 (2,623)	143.0 (3,633) x 53.0 (1,346) x 109.2 (2,569)		
62	705 (2,668)	156.7 (3,980.2) x 53.0 (1,346) x 107.6 (2,529)		
84	946 (3,580)	208.3 (5,291.5) x 53.0 (1,346) x 109.2 (2,569)		
118	1,325 (5,015)	277.8 (7,055) x 53.0 (1,346) x 109.2 (2,569)		


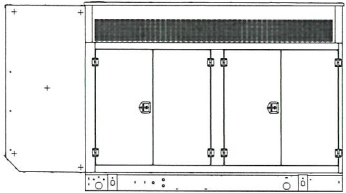
Steel: 898 (407)  
Aluminum: 439 (199)



#### LEVEL 1 SOUND ATTENUATED ENCLOSURE

Run Time Hours**	Usable Capacity Gal (L)	L x W x H - in (mm)		Weight - lbs (kg) (Enclosure Only)
No Tank	—	168.5 (4,279) x 50.4 (1,280) x 68.2 (1,732)		
11	134 (507)	168.5 (4,279) x 50.4 (1,280) x 81.2 (2,062)		
28	322 (1,219)	168.5 (4,279) x 50.4 (1,280) x 93.2 (2,367)		
45	510 (1,930)	168.5 (4,279) x 50.4 (1,280) x 105.2 (2,672)		
39	440 (1,666)	168.5 (4,279) x 50.4 (1,280) x 92.2 (2,342)		
61	693 (2,623)	168.5 (4,279) x 53.0 (1,346) x 108.7 (2,761)		
62	705 (2,668)	168.5 (4,279) x 50.4 (1,280) x 104.2 (2,646)		
84	946 (3,580)	208.3 (5,291) x 53.0 (1,346) x 109.2 (2,772)		
118	1,325 (5,015)	277.8 (7,055) x 53.0 (1,346) x 107.6 (2,732)		

Steel: 1,186 (537)  
Aluminum: 563 (255)



#### LEVEL 2 SOUND ATTENUATED ENCLOSURE

Run Time Hours**	Usable Capacity Gal (L)	L x W x H - in (mm)		Weight - lbs (kg) (Enclosure Only)
No Tank	—	143.0 (3,633) x 50.4 (1,280) x 91.7 (2,330)		
11	134 (507)	143.0 (3,633) x 50.4 (1,280) x 104.7 (2,660)		
28	322 (1,219)	143.0 (3,633) x 50.4 (1,280) x 116.7 (2,965)		
45	510 (1,930)	143.0 (3,633) x 50.4 (1,280) x 128.7 (3,270)		
39	440 (1,666)	156.7 (3,980) x 50.4 (1,280) x 115.7 (2,940)		
61	693 (2,623)	143.0 (3,633) x 53.0 (1,346) x 132.2 (3,359)		
62	705 (2,668)	156.7 (3,980) x 50.4 (1,280) x 127.7 (3,244)		
84	946 (3,580)	208.3 (5,291) x 53.0 (1,346) x 132.7 (3,370)		
118	1,325 (5,015)	277.8 (7,055) x 53.0 (1,346) x 131.1 (3,330)		

Steel: 1,377 (624)  
Aluminum: 645 (292)