NOTES:

1. PERIMETER FENCE SHALL BE SECURED AT ALL TIMES. THE FENCE IS CONSIDERED SECURE WHEN IT IS IN ITS FULL UPRIGHT POSITION, INCLUDING BARBED WIRE.
2. FENCE SHALL BE GROUNDED IN ACCORDANCE TO STANDARD SPECIFICATIONS, AND AT ALL LOCATIONS WHERE THE FENCE CROSSES OVERHEAD POWER LINES.
3. CONTRACTOR IS REQUIRED TO LOCATE ALL UTILITIES, INCLUDING PRIVATE UTILITIES, CROSSING EXISTING AND PROPOSED FENCE LINE.
4. EXCAVATED MATERIAL TO BE DISPOSED ON-SITE SHALL BE THINLY SPREAD INSIDE FENCE LINE.
5. DETAILS SHOWN ARE TO CLARIFY REQUIREMENTS AND ARE NOT INTENDED TO LIMIT OTHER TYPES OF FENCE SECTIONS AND METHODS OF INSTALLATION THAT COMPLY WITH THE SPECIFICATIONS.
6. WIRE TIES, RAILS, POSTS AND BRACES SHALL BE CONSTRUCTED ON THE SECURE SIDE OF THE FENCE ALIGNMENT. CHAIN-LINK FABRIC SHALL BE PLACED ON THE SIDE OPPOSITE THE SECURE AREA.
7. UNLESS SPECIFICALLY SHOWN OR SPECIFIED, ALL FENCE SHALL HAVE APRON EXTENDED OUTWARD FROM THE AREA BEING PROTECTED.
8. C-SECTION POSTS SHALL BE INSTALLED SO THAT THE VOID INSIDE THE POST IS COMPLETELY FILLED WITH CONCRETE UP TO THE TOP OF THE FOUNDATION.
9. ALL CORNER, END, PULL, AND LINE POSTS SHALL BE SIZED AND DESIGNED BY FENCE SUPPLIER USING THE WIND LOAD CRITERIA LISTED BELOW (REFERENCE ASCE 7-10). FENCE SHALL NOT BE DESIGNED FOR ANY COVERINGS OR PRIVACY SLATTING. PROVIDE CALCULATIONS FOR REVIEW PRIOR TO FABRICATION.
10. ALL MAN GATES SHALL HAVE CRASHBAR HARDWARE INSTALLED ON THE INTERIOR SIDE OF THE GATE.
11. FENCE SHALL HAVE FABRIC PIN/ STAKE BETWEEN POSTS.
12. MATCH EXISTING / ADJACENT FENCE IN ALL ASPECTS.

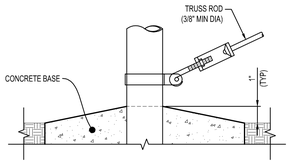

TRUSS ROD & BAND

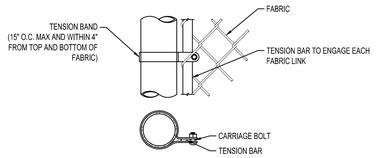

END OR GATE POST

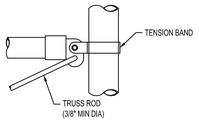

ROUND POST

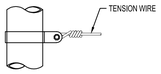

TENSION BAND

H-BEAM

BRACE RAIL CLAMP

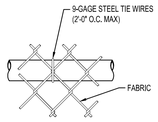

TOP OR BRACE RAIL ATTACHMENT

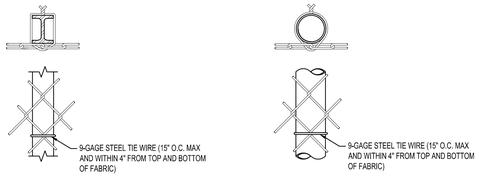

LINE POST ATTACHMENT

CHAIN-LINK FENCE FASTENING DETAILS

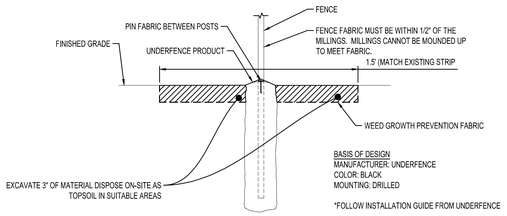

MAINTENANCE STRIP DETAIL

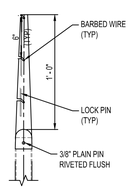

GATE POST

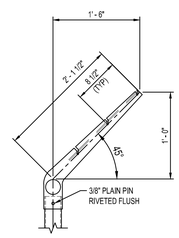

LINE POST

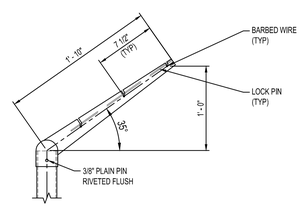

CORNER POST

EXTENSION ARM DETAILS

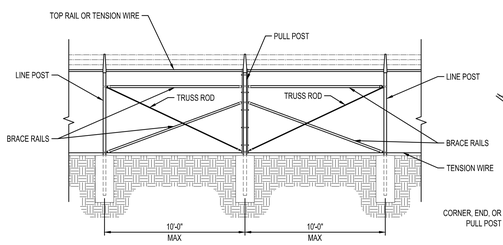

NOTES:

PROVIDE BRACE PANEL WHENEVER STRAIGHT RUNS EXCEED 500 FEET.

BRACE PANEL

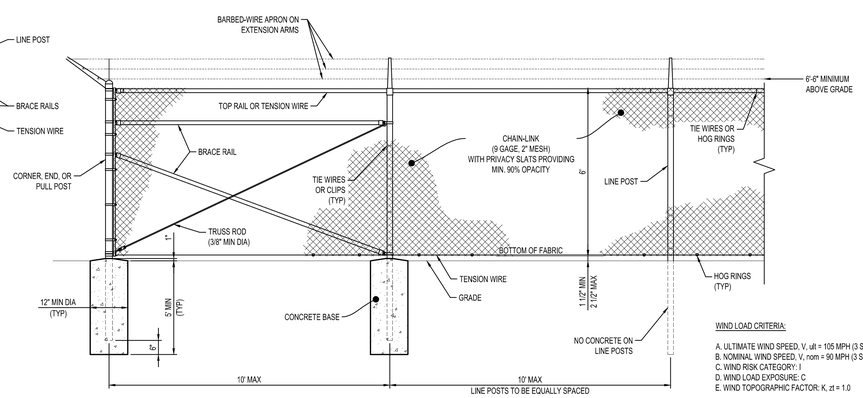

WIND LOAD CRITERIA:

A. ULTIMATE WIND SPEED, V, ult = 105 MPH (3 SEC GUST)
B. NOMINAL WIND SPEED, V, nom = 90 MPH (3 SEC GUST)
C. WIND RISK CATEGORY: I
D. WIND LOAD EXPOSURE: C
E. WIND TOPOGRAPHIC FACTOR: K, zt = 1.0

NOTES:

ALL GATE AND CORNER POSTS SHALL BE SET IN CONCRETE.

PROVIDE PRIVACY SLATS FOR ALL FENCES EXCEPT IN AREAS IDENTIFIED AS HAVING NO SLATS ON THE PLANS

BARBED WIRE
CHAIN-LINK FENCE
NTS

NOTE:

1. VERIFY GATE OPENING WIDTH REQUIREMENT WITH MANUFACTURER

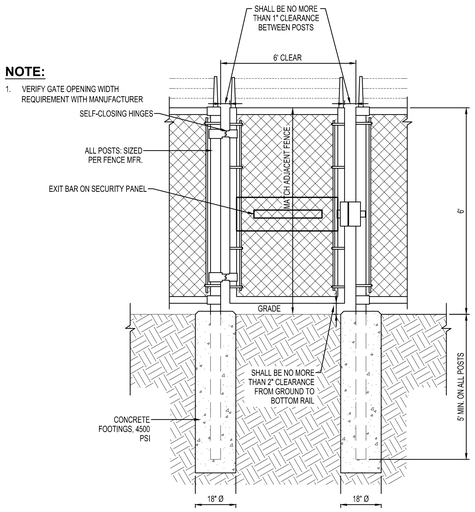

MAIN GATE
NTS

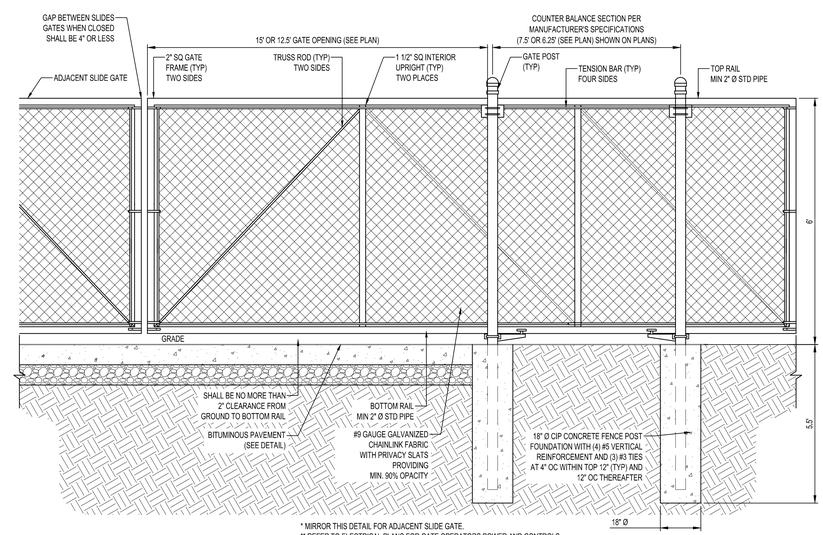

* MIRROR THIS DETAIL FOR ADJACENT SLIDE GATE.
** REFER TO ELECTRICAL PLANS FOR GATE OPERATORS POWER AND CONTROLS.
***PROVIDE PRIVACY SLATS FOR ALL GATES EXCEPT IN AREAS IDENTIFIED AS HAVING NO SLATS ON THE PLANS.

15' OR 12.5' (SEE PLAN) AUTOMATED SLIDING GATE
NTS

ISG

I HEREBY CERTIFY THAT THIS PLAN, SPECIFICATION OR REPORT WAS PREPARED BY ME OR UNDER MY DIRECT SUPERVISION AND THAT I AM A DULY LICENSED PROFESSIONAL ENGINEER UNDER THE LAWS OF THE STATE OF MINNESOTA.
BRYAN M. PETZEL
DATE _____ LIC. NO. 53191

I HEREBY CERTIFY THAT THIS PLAN, SPECIFICATION OR REPORT WAS PREPARED BY ME OR UNDER MY DIRECT SUPERVISION AND THAT I AM A DULY LICENSED LANDSCAPE ARCHITECT UNDER THE LAWS OF THE STATE OF MINNESOTA.
BRETT A. HARRIS
DATE _____ LIC. NO. 60537

SHEET NOT VALID UNLESS THIS TEXT IS COLOR

THIS DOCUMENT IS THE PROPERTY OF I & S GROUP, INC. AND MAY NOT BE USED, COPIED OR DUPLICATED WITHOUT PRIOR WRITTEN CONSENT.
© 2024 I & S GROUP, INC.

PROJECT

ROLLS ROYCE SOLUTIONS AMERICA, INC

LUNDIN LPR

MANKATO MINNESOTA

REVISION SCHEDULE

DATE	DESCRIPTION	BY

PROJECT NO.	25-32426
FILE NAME	32426-C0-DETAILS
DRAWN BY	AAQ
DESIGNED BY	AAQ/BMP
REVIEWED BY	BMP
ORIGINAL ISSUE DATE	--/--/--
CLIENT PROJECT NO.	1180

TITLE

DETAILS

SHEET

C0-21

PRELIMINARY NOT FOR CONSTRUCTION

PRELIMINARY NOT FOR CONSTRUCTION