

Larry Weber, President
Ben Campbell, Vice President
Linda Dickens, Secretary/Treasurer
Charles Drane, Director
Joseph Thompson, Director
Suzanne Eiben, Director
Kim Willmott, Director

Greg Laudadio, Interim Director



**NOTICE OF MEETING
ECONOMIC DEVELOPMENT BOARD
November 18, 2021
11:30 A.M.
PEDC Office
100 Willow Creek Pkwy, Suite A
Palestine, TX**

Zoom Link:

<https://us02web.zoom.us/j/89044766384?pwd=UjMxTHJ6K1FXTkJDYnc5SjVrVnV4UT09>

Meeting ID: 890 4476 6384

Passcode: 406889

One tap mobile+13462487799,,89044766384#,,,406889# US

Note: when you are joining a Zoom meeting by phone, you can use your phone's dial pad to enter the commands *6 for toggling mute/unmute and *9 to "raise your hand." [Learn more here.](#)

Follow us live at: [facebook.com/palestinetc/](https://www.facebook.com/palestinetc/)

A. CALL TO ORDER

B. PROPOSED CHANGES OF AGENDA ITEMS

C. PUBLIC COMMENTS

Any citizen wishing to speak during public comments regarding an item on or off the agenda may do so during this section of the agenda. All comments must be no more than five minutes in length. Any comments regarding items, not on the posted agenda may not be discussed or responded to by the Board. Members of the public may join via Zoom or in person.

D. CONFLICT OF INTEREST DISCLOSURES

E. ITEMS FROM BOARD

F. DIRECTOR'S REPORT

G. DISCUSSION AND ACTION ITEMS

1. Consider approval of PEDC Minutes from 10-14-2021
2. Consider approval of October 2021 Financial Statement

H. CLOSED SESSION

The Board will go into Closed Session pursuant to Texas Government Code, Chapter 551, Subchapter D.

1. Section 551.072 deliberation regarding real property: the purchase, exchange, lease, or value of real property
 - a. Potential sale of approximately 4.2 acres in the Willow Creek Business Park.
2. Section 551.087 deliberation regarding Economic Development negotiations
 - a. Prospect #1056 - Come On.
 - b. Prospect #1058 - Lone Star
 - c. Prospect #1031 - Ben

I. RECONVENE IN REGULAR SESSION

1. Section 551.072 deliberation regarding real property: the purchase, exchange, lease, or value of real property
 - a. Take any action regarding the potential sale of approximately 4.2 acres in the Willow Creek Business Park.
2. Section 551.087 deliberation regarding Economic Development negotiations
 - a. Take any action regarding Prospect #1056 - Come On.
 - b. Take any action regarding Prospect #1058 - Lone Star.
 - c. Take any action regarding Prospect #1031 - Ben.

J. **ADJOURNMENT**

I certify that the above Notice of Meeting was posted at the main entrance of the Palestine Economic Development Corporation located at 100 Willow Creek Parkway, Suite A, Palestine, Texas, in compliance with Chapter 551 of the Texas Government Code on **Friday, November 12, 2021, at 11:00 a.m.**

A handwritten signature in blue ink, appearing to read "Greg Laudadio", is written over a horizontal line.

Greg Laudadio, Interim Director

IN ACCORDANCE WITH THE PROVISIONS OF THE AMERICANS WITH DISABILITIES ACT (ADA) PERSONS IN NEED OF SPECIAL ACCOMMODATION TO PARTICIPATE IN THIS PROCEEDING SHALL, CONTACT THE CITY SECRETARY'S OFFICE VIA EMAIL AT therrera@palestine-tx.org or 903-731-8414.



Agenda Date: 11/18/2021
To: Palestine Economic Development Corporation
From: Greg Laudadio, Director of Economic Development
Agenda Item: Consider approval of PEDC Minutes from 10-14-2021

SUMMARY:

Consider approval of PEDC Minutes from 10-14-2021

RECOMMENDED ACTION:

Consider approval of PEDC Minutes from 10-14-2021

Attachments

PEDC Minutes 10-14-2021



PEDC Meeting Minutes

PEDC Regular Meeting held on Thursday, October 14, 2021

Those in Attendance:

Ben Campbell, Vice President
Charles Drane, Director
Joseph Thompson, Director
Suzanne Eiben, Director
Teresa Herrera, City Manager
Andrew Sibai, Interim Finance Director
Greg Laudadio, Interim PEDC Director

A. CALL TO ORDER: - The meeting was called to order at 11:31 a.m.

*Newly appointed board member Joseph Thompson was welcomed to the PEDC Board.

B. PROPOSED CHANGES OF AGENDA ITEMS - None

C. PUBLIC COMMENTS - None

D. CONFLICT OF INTEREST DISCLOSURES - None

E. ITEMS FROM BOARD – Vice President Ben Campbell provided an update on the acquisition of Baze Chemical by Verdant Specialty Solutions who plans to double production and contract with Dow Chemical in the next 12 to 18 months.

F. DIRECTOR'S REPORT - The Director's report was presented by Interim Director, Greg Laudadio. The report included items covering the Tampico 380 agreement, Etex fiber internet recapture report, commercial property marketing campaign, update on November job fair, downtown beautification project, Willow Creek Business Park maintenance, new prospects, and social media impacts.

G. DISCUSSION AND ACTION ITEMS

1. Consider approval of PEDC Minutes from September 16, 2021. – Motion to approve the minutes was made by Charles Drane, second by Suzanne Eiben. Upon vote, motion passed unanimously.
2. Consider approval of September 2021 Financial – Motion to approve the September 2021 Financial Statement was made by Suzanne Eiben, second by Charles Drane. Upon vote, motion passed unanimously.
3. Approval of Resolution and Performance Agreement - Downtown Grant – Motion to approve was made by Suzanne Eiben, second by Ben Campbell. Upon vote, motion passed unanimously.
4. Approval of Resolution and Performance Agreement - Community Development Grant – Motion to approve was made by Charles Drane, second by Suzanne Eiben. Upon vote, motion passed unanimously.

H. CLOSED SESSION – The Board adjourned into Closed Session at 12:01 p.m.

The Board will go into Closed Session pursuant to Texas Government Code, Chapter 551, Subchapter D.

1. Section 551.087 deliberation regarding Economic Development negotiations
 - a. Prospect #1015.



I. RECONVENE IN REGULAR SESSION – The Board reconvened at 12:16 p.m.

1. Section 551.087 deliberation regarding Economic Development negotiations.

a. Take any action regarding Prospect # 1015 – Motion to approve the sales of 166.7 acres located in the Willow Creek Business Park was made by Charles Drane, second by Suzanne Eiben. Upon vote, motion passed unanimously.

J. ADJOURNMENT – The meeting was adjourned at 12:18 p.m.

Certification

Larry Weber, Board President

Greg Laudadio, Interim PEDC Director



Agenda Date: 11/18/2021
To: Palestine Economic Development Corporation
From: Greg Laudadio, Director of Economic Development
Agenda Item: Consider approval of October 2021 Financial Statement

SUMMARY:

Consider approval of October 2021 Financial Statement

RECOMMENDED ACTION:

Consider approval of October 2021 Financial Statement

Attachments

October 2021 Financials



Palestine Economic Development Corporation
Financial Statement
As of October 31, 2021

		Current Budget	Current Period	Current Y-T-D	% of Budget	Budget Balance	Prior Year Y-T-D Actual	INC/(DEC) Prior Year
BEGINNING FUND BALANCE		<u>\$ 2,611,873</u>		<u>\$ 2,611,873</u>			<u>\$ 3,506,092</u>	
REVENUE								
4-1013	PEDC SALES TAX	1,039,394	95,768	95,768	9.2%	943,626	81,663	14,105
4-1705.001	RENT - CARTMELL SUITE B	13,500	3,000	3,000	22.2%	10,500	3,000	-
4-1705.004	RENT - RESULTS CO	215,444	17,954	17,954	8.3%	197,490	17,228	725
4-1807	ETEX FIBER RECAPTURE	150,000	-	-	0.0%	150,000	-	-
4-1901	INTEREST REVENUE	15,000	229	229	1.5%	14,771	1,177	(948)
4-1903	TAH LOAN PYMT	33,557	5,593	5,593	16.7%	27,964	-	5,593
*** TOTAL REVENUE ***		<u>1,466,895</u>	<u>122,543</u>	<u>122,543</u>	<u>8.4%</u>	<u>1,344,352</u>	<u>103,068</u>	<u>19,475</u>
EXPENSE								
PERSONNEL								
5-1010	SALARIES & WAGES	173,430	3,343	3,343	1.9%	170,087	-	3,343
5-1020	OVERTIME	-	-	-	0.0%	-	-	-
5-1030	LONGEVITY	288	36	36	12.6%	252	-	36
5-1031	CERTIFICATION PAY	2,600	121	121	4.7%	2,479	-	121
5-1033	CAR ALLOWANCE	-	-	-	0.0%	-	-	-
5-1036	CELL PHONE ALLOWANCE	600	30	30	5.1%	570	-	30
5-1040	SOCIAL SECURITY	13,869	445	445	3.2%	13,424	-	445
5-1050	HEALTH INSURANCE	27,618	635	635	2.3%	26,983	-	635
5-1061	WORKERS COMPENSATION	338	5	5	1.5%	333	-	5
5-1070	RETIREMENT	25,506	831	831	3.3%	24,675	-	831
*** EXPENSE CATEGORY TOTALS ***		<u>244,249</u>	<u>5,447</u>	<u>5,447</u>	<u>2.2%</u>	<u>238,802</u>	<u>-</u>	<u>5,447</u>
SUPPLIES AND MATERIALS								
5-2010	OFFICE SUPPLIES & EQUIP	2,000	149	149	7.5%	1,851	248	(98)
5-2020	POSTAGE	100	-	-	0.0%	100	-	-
*** EXPENSE CATEGORY TOTALS ***		<u>2,100</u>	<u>149</u>	<u>149</u>	<u>7.1%</u>	<u>1,951</u>	<u>248</u>	<u>(98)</u>
PROF/CONTRACTUAL SERV								
5-3010	LEGAL SERVICES	45,000	2,848	2,848	6.3%	42,152	-	2,848
5-3020	AUDITS, CONTRACTS, SPECIAL STUDY	5,000	-	-	0.0%	5,000	-	-
5-3030	PROFESSIONAL SERVICES	7,500	-	-	0.0%	7,500	-	-
5-3031	CONSULTANT SERVICES	7,500	-	-	0.0%	7,500	-	-
5-3040	COMMUNICATIONS	6,250	-	-	0.0%	6,250	-	-
5-3041	CITY ISSUED CELL PHONES	500	-	-	0.0%	500	-	-
5-3051	UTILITIES-WATER/SEWER	6,000	360	360	6.0%	5,640	160	200
5-3053	PHONES/INTERNET	3,392	502	502	14.8%	2,890	-	502
5-3080	MEMBERSHIP & SUBSCRIPTION	12,500	-	-	0.0%	12,500	1,887	(1,887)
5-3082	TRAVEL AND TRAINING	7,500	22	22	0.3%	7,478	41	(18)
5-3112	PRINTING SERVICES	3,120	-	-	0.0%	3,120	-	-
5-3150	MARKETING SERVICES	50,000	-	-	0.0%	50,000	7,193	(7,193)
5-3220	TML INSURANCE	4,922	4,199	4,199	85.3%	723	-	4,199



Palestine Economic Development Corporation
Financial Statement
As of October 31, 2021

		Current Budget	Current Period	Current Y-T-D	% of Budget	Budget Balance	Prior Year Y-T-D Actual	INC/(DEC) Prior Year
5-3330	CITY-PAID EXPENSES	-	-	-	0.0%	-	19,836	(19,836)
5-3506	ETEX FIBER PROJECT	-	-	-	0.0%	-	-	-
5-3617	PROJECTS SUPPORT GRANTS	400,000	-	-	0.0%	400,000	-	-
5-3663	COM DEV GRANT-GENERAL PROGRAM	50,000	-	-	0.0%	50,000	-	-
5-3664	BLDG IMPROVEMENT GRANT PROG	75,000	-	-	0.0%	75,000	-	-
5-3665	PRIOR YEAR BLDG IMPROV GRANTS	70,000	-	-	0.0%	70,000	-	-
5-3666	PRIOR YEAR PRJCT SUPP GRANTS	70,000	-	-	0.0%	70,000	-	-
5-3901	ADMIN FEE EXP TO GF	-	2,611	2,611	0.0%	(2,611)	1,860	751
*** EXPENSE CATEGORY TOTALS ***		824,184	10,542	10,542	1.3%	813,642	30,976	(20,434)
MAINTENANCE & REPAIR								
5-4010	BUSINESS PARK MAINTENANCE	130,000	69	69	0.1%	129,931	66	3
5-4110	MOTOR VEHICLE REPAIRS	-	-	-	0.0%	-	-	-
5-4120	EQUIPMENT REPAIR/MAINT EXP	1,000	-	-	0.0%	1,000	-	-
*** EXPENSE CATEGORY TOTALS ***		131,000	69	69	0.1%	130,931	66	3
UTILITIES								
5-4500	UTILITIES - ELECTRIC	6,000	310	310	5.2%	5,690	-	310
*** EXPENSE CATEGORY TOTALS ***		6,000	310	310	5.2%	5,690	-	310
OTHER/MISC.								
5-5060	BUSINESS RETENTION/EXPANSION	15,000	450	450	3.0%	14,550	-	450
5-5066	COMMUNITY EVENTS	-	-	-	0.0%	-	3,000	(3,000)
5-5067	HOSPITAL DEMOLITION	-	-	-	0.0%	-	100,000	(100,000)
5-5140	PRINCIPAL 2012A-BUS PARK	-	-	-	0.0%	-	-	-
5-5141	INTEREST 2012A-BUS PARK	-	-	-	0.0%	-	-	-
5-5142	PRINCIPAL 2012B-BLDG CALL CTR	-	-	-	0.0%	-	-	-
5-5143	INTEREST 2012B-BLDG CALL CTR	-	-	-	0.0%	-	(5,426)	5,426
5-5144	PRINCIPAL 2016-BLDG OFFICE	-	-	-	0.0%	-	-	-
5-5145	INTEREST 2016-BLDG OFFICE	-	-	-	0.0%	-	(1,361)	1,361
5-5200	MEETING MEALS	2,000	-	-	0.0%	2,000	-	-
*** EXPENSE CATEGORY TOTALS ***		17,000	450	450	2.6%	16,550	96,213	(95,763)
DEBT SERVICE								
5-6005	REVENUE BOND PRIN PAYMENT	381,130	-	-	0.0%	381,130	-	-
5-6050	BOND INTEREST EXP	70,909	-	-	0.0%	70,909	-	-
5-6054	PAY/ESCROW AGENT FEES	15,000	-	-	0.0%	15,000	-	-
*** EXPENSE CATEGORY TOTALS ***		467,039	-	-	0.0%	467,039	-	-
CAPITAL OUTLAY								
5-8010	FURNITURE & OFFICE EQUIP	1,000	-	-	0.0%	1,000	-	-
*** EXPENSE CATEGORY TOTALS ***		1,000	-	-	0.0%	1,000	-	-



Palestine Economic Development Corporation
Financial Statement
As of October 31, 2021

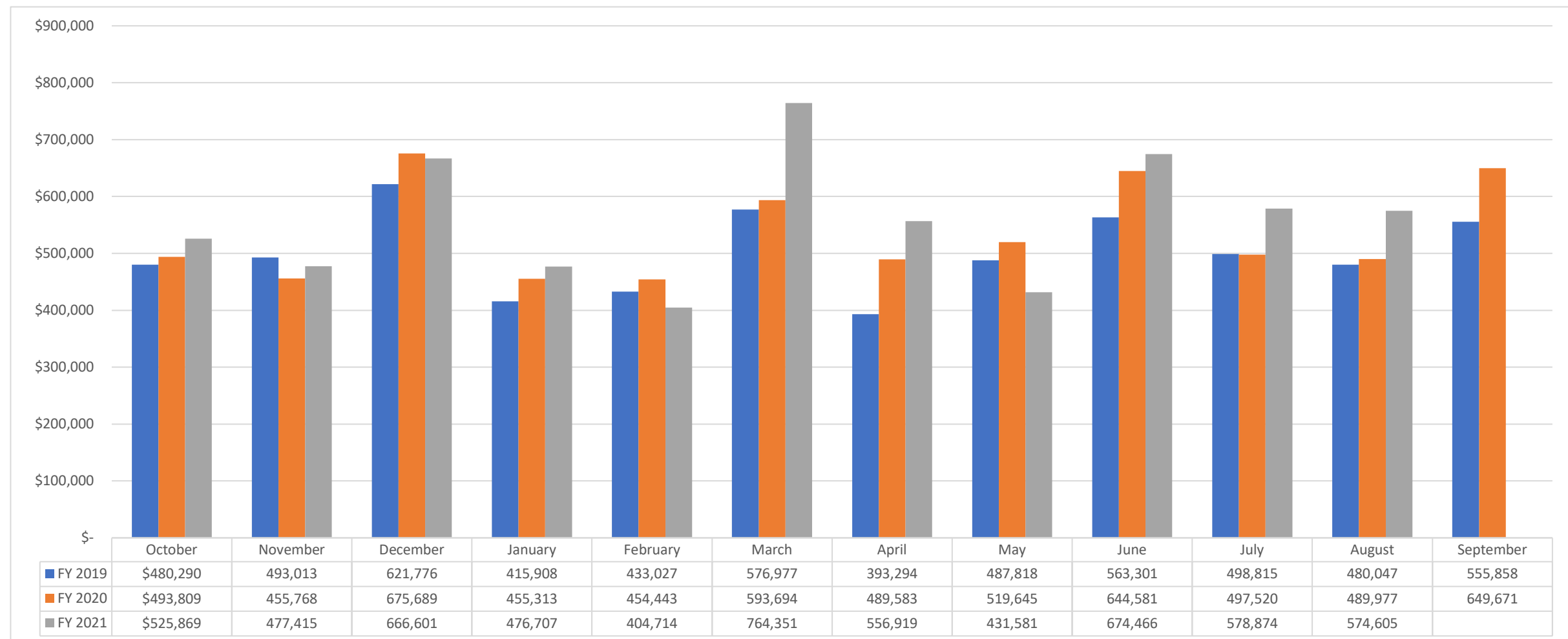
		Current Budget	Current Period	Current Y-T-D	% of Budget	Budget Balance	Prior Year Y-T-D Actual	INC/(DEC) Prior Year
INTERFUND ACTIVITY								
5-9010	TRSF TO GENERAL FUND	<u>31,329</u>	<u>-</u>	<u>-</u>	<u>0.0%</u>	<u>31,329</u>	<u>-</u>	<u>-</u>
	*** EXPENSE CATEGORY TOTALS ***	<u>31,329</u>	<u>-</u>	<u>-</u>	<u>0.0%</u>	<u>31,329</u>	<u>-</u>	<u>-</u>
	*** TOTAL EXPENSE ***	<u>1,723,901</u>	<u>16,967</u>	<u>16,967</u>	<u>1.0%</u>	<u>1,706,934</u>	<u>127,503</u>	<u>(110,536)</u>
PROJECTED ENDING FUND BALANCE		<u>\$ 2,354,867</u>		<u>\$ 2,717,449</u>			<u>\$ 3,481,657</u>	

Sales Tax History: Fiscal Years 2019 - 2021

FY 2019				
	CITY	PEDC	TOTAL	CUMULATIVE
	83.33%	16.67%	100.00%	TOTAL
October	\$ 400,226	\$ 80,064	\$ 480,290	\$ 480,290
November	410,828	82,185	493,013	973,304
December	518,126	103,650	621,776	1,595,079
January	346,576	69,332	415,908	2,010,988
February	360,841	72,186	433,027	2,444,015
March	480,795	96,182	576,977	3,020,992
April	327,732	65,562	393,294	3,414,287
May	406,499	81,319	487,818	3,902,105
June	469,399	93,902	563,301	4,465,406
July	415,662	83,152	498,815	4,964,221
August	400,023	80,024	480,047	5,444,268
September	463,197	92,662	555,858	6,000,126
	\$ 4,999,905	\$ 1,000,221	\$ 6,000,126	

FY 2020				
	CITY	PEDC	TOTAL	CUMULATIVE
	83.33%	16.67%	100.00%	TOTAL
October	\$ 411,491	\$ 82,318	\$ 493,809	\$ 493,809
November	379,791	75,976	455,768	949,576
December	563,052	112,637	675,689	1,625,266
January	379,412	75,901	455,313	2,080,578
February	378,687	75,756	454,443	2,535,021
March	494,725	98,969	593,694	3,128,715
April	407,970	81,614	489,583	3,618,298
May	433,020	86,625	519,645	4,137,943
June	537,130	107,452	644,581	4,782,525
July	414,583	82,937	497,520	5,280,045
August	408,298	81,679	489,977	5,770,021
September	541,371	108,300	649,671	6,419,692
	\$ 5,349,529	\$ 1,070,163	\$ 6,419,692	

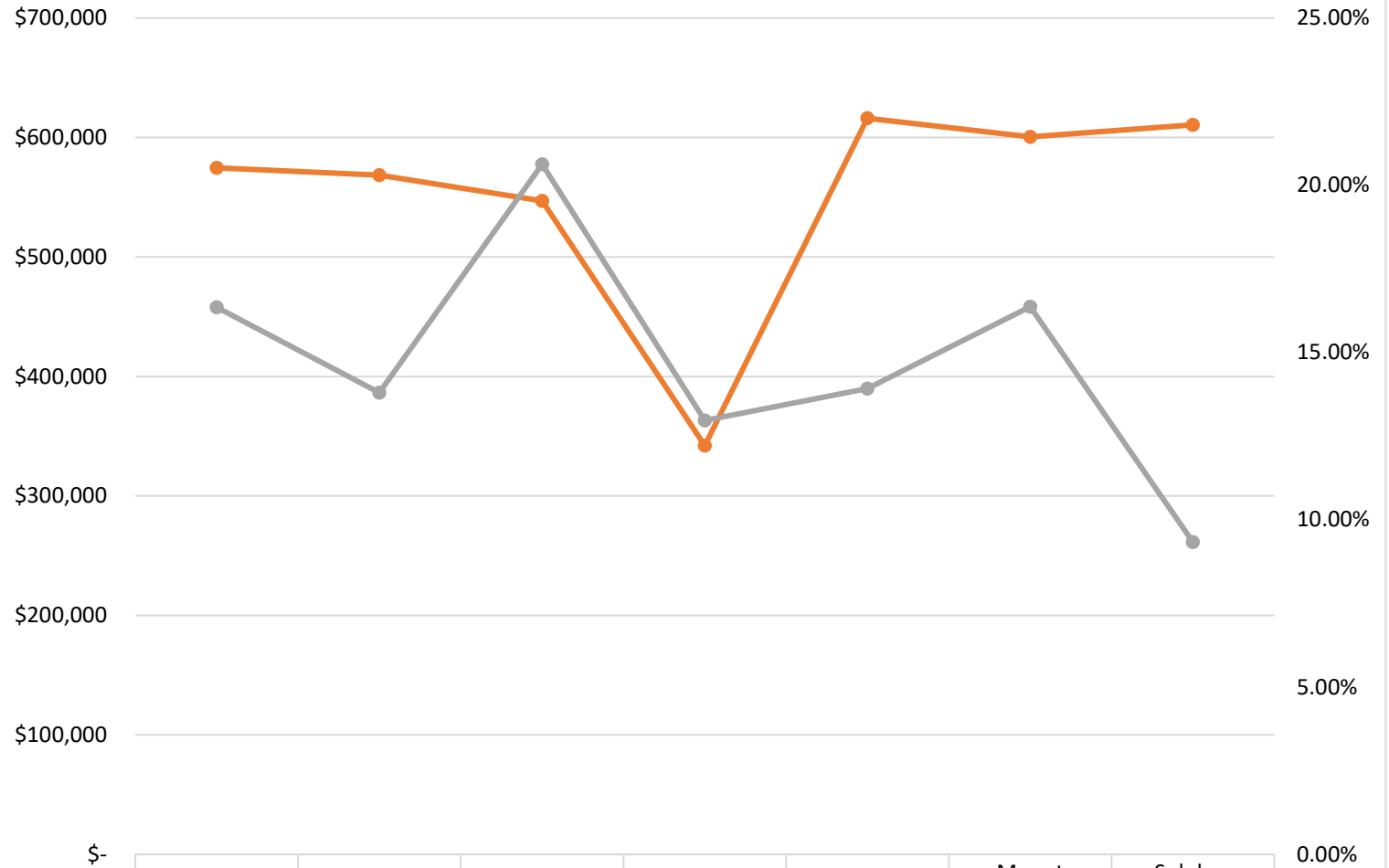
FY 2021				
	CITY	PEDC	TOTAL	CUMULATIVE
	83.33%	16.67%	100.00%	TOTAL
October	\$ 438,207	\$ 87,662	\$ 525,869	\$ 525,869
November	397,830	79,585	477,415	1,003,284
December	555,479	111,122	666,601	1,669,885
January	397,240	79,467	476,707	2,146,592
February	337,248	67,466	404,714	2,551,306
March	636,934	127,417	764,351	3,315,657
April	464,081	92,838	556,919	3,872,576
May	359,636	71,944	431,581	4,304,157
June	562,033	112,434	674,466	4,978,623
July	482,395	96,479	578,874	5,557,498
August	478,818	95,787	574,605	6,132,103
September				
	\$ 5,109,901	\$ 1,022,202	\$ 6,132,103	





Palestine Economic Development Corporation
Financial Statement
As of October 31, 2021

Sales Tax FY 2021 - August - Period 11



—●— \$ Sales Tax Received Oct.-2021	574,605	568,389	547,017	342,121	616,090	600,477	610,694
—●— % Inc(+) Dec(-) from prior year	16.35%	13.80%	20.63%	12.97%	13.92%	16.37%	9.34%

East Texas Cities Calendar Year 2020-2021 Sales Tax Comparison % Δ

	Palestine			Athens	Henderson	Jacksonville	Kilgore	Mount Pleasant	Sulphur Springs	Weighted Average
	2021 - 2018	2021 - 2019	2021 - 2020							
	% Δ Month	% Δ Month	% Δ Month	% Δ Month	% Δ Month	% Δ Month	% Δ Month	% Δ Month	% Δ Month	% Δ Month
Oct-20	15.7%	9.6%	2.1%	-0.1%	26.4%	3.1%	-46.3%	7.0%	1.5%	-6.7%
Nov-20	13.7%	25.4%	16.9%	7.1%	-0.6%	9.2%	-3.0%	22.7%	5.7%	8.1%
Dec-20	18.8%	9.5%	6.5%	4.3%	-0.1%	1.7%	-32.3%	5.0%	3.1%	-3.7%
Jan-21	2.5%	-3.2%	4.7%	-5.4%	1.7%	8.7%	-25.0%	14.5%	10.2%	0.0%
Feb-21	8.7%	7.2%	-1.3%	-10.7%	14.1%	2.8%	-11.4%	9.6%	13.8%	1.3%
Mar-21	18.0%	14.6%	4.7%	12.2%	2.6%	13.7%	-12.9%	12.0%	3.3%	3.7%
Apr-21	4.7%	-6.5%	-10.9%	-3.4%	-6.4%	3.8%	-22.1%	-0.6%	-2.0%	-6.8%
May-21	31.3%	32.5%	28.7%	36.5%	14.2%	36.8%	8.5%	33.9%	44.6%	27.6%
Jun-21	20.4%	41.6%	13.8%	-3.0%	10.4%	23.1%	31.0%	24.6%	17.4%	15.7%
Jul-21	-15.8%	-11.5%	-16.9%	-1.0%	-1.5%	-12.9%	18.3%	17.3%	-5.4%	0.1%
Aug-21	26.5%	19.7%	4.6%	-6.4%	-0.4%	11.6%	18.9%	13.5%	3.3%	5.9%
Sep-21	28.3%	16.0%	16.4%	13.8%	20.6%	13.0%	13.9%	16.4%	9.3%	14.7%
	2021 - 2018	2021 - 2019	2021 - 2020							
	% Δ YTD	% Δ YTD	% Δ YTD	% Δ YTD	% Δ YTD	% Δ YTD	% Δ YTD	% Δ YTD	% Δ YTD	% Δ YTD
Oct-20	15.7%	9.6%	2.1%	-0.1%	26.4%	3.1%	-46.3%	7.0%	1.5%	-6.7%
Nov-20	14.6%	18.1%	10.0%	3.7%	10.2%	6.4%	-28.9%	15.1%	3.7%	0.9%
Dec-20	15.9%	15.2%	8.9%	3.9%	6.9%	4.9%	-30.1%	11.8%	3.5%	-0.6%
Jan-21	12.6%	10.6%	7.9%	1.6%	5.6%	5.8%	-28.9%	12.4%	5.1%	-0.5%
Feb-21	11.6%	9.7%	5.6%	-1.6%	7.6%	5.0%	-24.8%	11.8%	7.0%	0.0%
Mar-21	12.5%	10.4%	5.4%	0.4%	6.8%	6.3%	-23.1%	11.8%	6.4%	0.5%
Apr-21	11.6%	8.3%	3.4%	0.0%	5.1%	6.0%	-23.0%	10.1%	5.4%	-0.4%
May-21	14.5%	11.8%	7.0%	4.6%	6.5%	10.3%	-18.9%	13.3%	10.3%	3.4%
Jun-21	15.2%	14.5%	7.7%	3.6%	7.0%	11.7%	-15.2%	14.6%	11.1%	4.7%
Jul-21	11.9%	11.8%	5.2%	3.1%	5.9%	9.2%	-12.8%	14.9%	9.4%	4.3%
Aug-21	13.4%	12.7%	5.2%	2.0%	5.2%	9.4%	-9.9%	14.7%	8.7%	4.4%
Sep-21	14.5%	13.0%	6.0%	2.9%	6.3%	9.7%	-8.3%	14.9%	8.7%	5.2%

"Month" is month in which revenue is received.

Palestine Economic Development Corporation
Summary of Cash and Investment Activity
For the Month Ending: October 31, 2021

	Par Value	Book Value	Market Value	Ratio Market-to-Book Value
Beginning Balances				
Cash	\$ 1,259,918.19	\$ 1,259,918.19	\$ 1,259,918.19	100.00%
Investments	-	-	-	0.00%
Total	1,259,918.19	1,259,918.19	1,259,918.19	100.00%
Activity				
Cash	111,018.68	111,018.68	111,018.68	
Investments				
Net Accretion & Amortization				
Purchases	-	-	-	
Maturities/Calls	-	-	-	
Changes to Market Value	-	-	-	
Net Monthly Activity	111,018.68	111,018.68	111,018.68	
Ending Balances				
Cash	1,370,936.87	1,370,936.87	1,370,936.87	100.00%
Investments	-	-	-	0.00%
Total	\$ 1,370,936.87	\$ 1,370,936.87	\$ 1,370,936.87	100.00%



Palestine Economic Development Corporation
Summary of Cash and Investment Activity
For the Month Ending: October 31, 2021

Purchase Date	Maturity Date	CUSIP / CD Number	Security Type	Par Value	Coupon	Purchase			Book Value	Market Value	Gain / (Loss)	Days to Maturity
						Price	Yield	Principal				
N/A	N/A	N/A	Cash In Bank	\$ 1,370,937		\$ 100.000	0.200%	\$ 1,370,937	\$ 1,370,937	\$ 1,370,937	\$ -	1
Totals/Weighted Average				\$ 1,370,937			0.200%	\$ 1,370,937	\$ 1,370,937	\$ 1,370,937	\$ -	1
Benchmark - 4-Week Coupon Equivalent Treasury Bill Rate							0.060%					

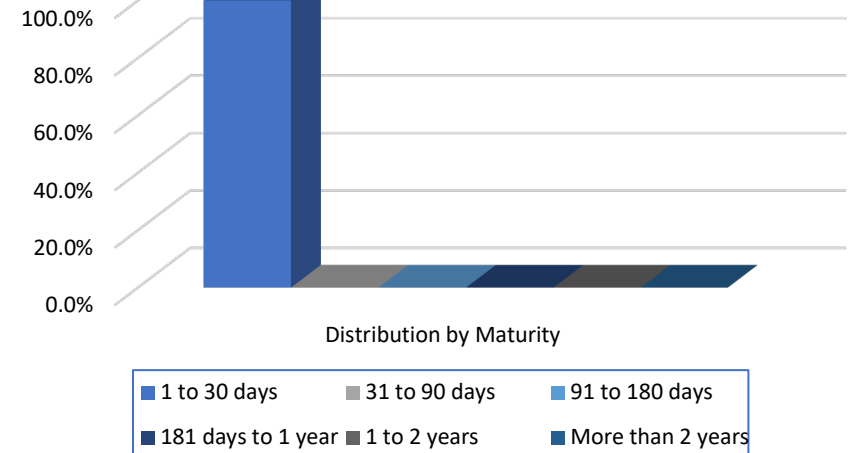
Palestine Economic Development Corporation

Summary of Cash and Investment Activity

For the Month Ending: October 31, 2021

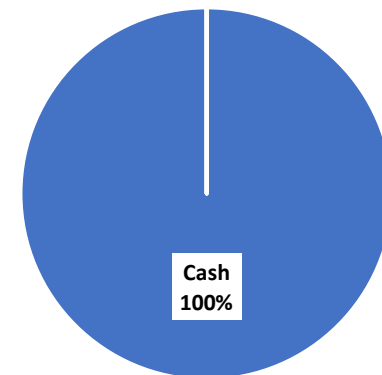
Distribution by Maturity

	Par Value	Percent
1 to 30 days	\$ 1,370,937	100.0%
31 to 90 days	-	0.0%
91 to 180 days	-	0.0%
181 days to 1 year	-	0.0%
1 to 2 years	-	0.0%
More than 2 years	-	0.0%
	<u>\$ 1,370,937</u>	<u>100.0%</u>



Distribution by Investment Type

	Book Value	Percent
Cash	\$ 1,370,937	100.0%
US Agencies & Instrumentalities	-	0.0%
Eligible Investment Pools	-	0.0%
Certificates of Deposit	-	0.0%
US Treasury Bills / Notes / Bonds	-	0.0%
Money Market Mutual Funds	-	0.0%
Repurchase Agreements	-	0.0%
	<u>\$ 1,370,937</u>	<u>100.0%</u>



Distribution by Investment Type

Palestine Economic Development Corporation									
Summary of Cash and Investment Activity									
For the Month Ending: October 31, 2021									
Transaction Information				Beginning			Ending		
Dates		Description	Security Type	Par Value	Book Value	Market Value	Par Value	Book Value	Market Value
Purchase	Maturity								
Total of Investments				-	-	-	-	-	-
Cash					1,259,918	1,259,918		1,370,937	1,370,937
Total Investments & Cash					\$ 1,259,918	\$ 1,259,918		\$ 1,370,937	\$ 1,370,937

Palestine Economic Development Corporation
Monthly Interest
For the Month Ending: October 31, 2021

Cash	\$ 228.57
------	-----------

Total Monthly Interest	\$ 228.57
-------------------------------	------------------

This monthly report is in full compliance with the investment strategies as established in the City's Investment Policies and the Public Funds Investment Act, Chapter 2256, Texas Government Code.



Andrew Sibai
Interim Finance Director