

**CITY OF RAMSEY
CAPITAL IMPROVEMENT
PROGRAM
2011-2015**



THIS PAGE INTENTIONALLY BLANK

CITY OF RAMSEY

2011-2015

CAPITAL IMPROVEMENT PLAN

TABLE OF CONTENTS

	PAGE NUMBER
INTRODUCTORY SECTION.....	9
Transmittal Letter.....	11-12
OVERVIEW SECTION.....	13
Summary of Funding Sources: Total Sources of Funds.....	15
Project Costs by Category: Total Uses of Funds by Project.....	17-20
Project Cost Summary: Total Uses of Funds by Project Type.....	21
CAPITAL BONDING PROJECTS.....	23
Summary of Costs.....	25
Public Works Campus Building Improvements.....	26-28
Fire Station #2 Rebuild.....	29-30
EQUIPMENT REPLACEMENT.....	31
Summary of Costs.....	33-34
Detailed Equipment.....	35-83
MUNICIPAL BUILDINGS.....	85
Summary of Costs.....	87
Community Center.....	88-89
Old Town Hall Restoration.....	90-91
Sprinkler System @ Fire Station #1	92-93
Municipal Parking Ramp Extension	94-95
Commuter Rail Station	96-97
PARK IMPROVEMENTS.....	99
Summary of Costs.....	101
Elmcrest Creek Trail to Central Park.....	102-103
Elmcrest Park Entrance and Signage.....	104-105
Ford Brook Playground Equipment.....	106-107
Lake Itasca Community Park.....	108-109


Trott Brook Trail Corridor.....	110-111
Drinking Fountains.....	112-113
Concrete Restroom Facilities.....	114-115
Community Building for Elmcrest Park.....	116-117
Redevelopment of Central Park.....	118-119
Irrigation for Titterud Park.....	120-121
Observation Boardwalk – Lake Itasca.....	122-123
Rabbit Park Phase II.....	124-125
Peltzer Park Connections.....	126-127
Observation Deck of the Mississippi East Dolomite.....	128-129
Mississippi River Park Development.....	130-131
Redevelopment of Hunters Hill.....	132-133
Rural Trail Connections.....	134-135
Village Square Commons.....	136-137
Landscape Improvements for Parks	138-139
Mississippi River Regional Trail	140-141
Lake Ramsey Park	142-143
Rhinestone Commons	144-145
North Commons	146-147
Downtown Commons	148-149
Pedestrian Bridge over Th10 & BNSF RR	150-151
Multi Sports Facility.....	152-153
Park Security Enhancement	154-155
Alpine Park Winter Facilities	156-157
SEWER IMPROVEMENTS.....	159
Summary of Costs.....	161
Abandon Lift Station Wildlife Sanctuary	162-163
Septage Discharge Station.....	164-165
Northeast Sanitary Sewer & Watermain Extension.....	166-167
West Mississippi Park Sewer Service	168-169
Extend Sewer to the West Treatment Plant Site	170-171

Abandon Lift Station River Pines.....	172-173
SITE ACQUISITIONS.....	175
Summary of Costs.....	177
Sixth Community Park.....	178-179
Outlots A in Rivers Bluff and Reilly Estates.....	180-181
Acquisition of ROW-Bunker Lake Blvd.....	182-183
Bunker Lake Extension Prop ROW to Alpine Drive.....	184-185
Site Acquisition for Water Treatment Plant.....	186-187
Johnson Brothers Property.....	188-189
Brothers Property LLC.....	190-191
Alpaca Estates Outlot.....	192-193
MPCA Land Purchase.....	194-195
Land for Future Fire Station #4.....	196-197
D & P Properties Inc.....	198-199
Vacant Healthquest Site.....	200-201
STORM WATER IMPROVEMENTS.....	203
Summary of Costs.....	205
Annual Sediment Pond Cleaning.....	206-207
County Ditch #43 Cleaning.....	208-209
RTC Armstrong Blvd - Bunker Lake Blvd – Hwy 10.....	210-211
Wetland 656W Outlet.....	212-213
West Mississippi Outlet.....	214-215
Annual Drainage Enhancement.....	216-217
River Storm Water Discharge Treatment.....	218-219
Whispering Pines Estates Plat 2 Storm Sewer.....	220-221
STREET IMPROVEMENTS.....	223
Summary of Costs.....	225
Annual Street Reconstruction Program.....	226-227
County Road #116 (Dysprosium Street to County Road #57).....	228-229
McKinley Street.....	230-231

North Highway 10 Frontage Road.....	232-233
Zeolite Roadway Improvement	234-235
RTC Armstrong Blvd - Bunker Lake Blvd – Hwy 10	236-237
RTC Bunker Lake Blvd - Armstrong Blvd – Ramsey Blvd.....	238-239
Variolite Street Alpine Drive to Ramsey Town Center.....	240-241
County Road 5/Alpine Drive Realignment.....	242-243
Single Road Access Areas.....	244-245
Dysprosium Street	246-247
Civic Center Drive Streetscape	248-249
Zeolite Street Bridge	250-251
River Pines Life Station Street Connection	252-253
Alpine Drive Railroad Crossing.....	254-255
Alpine and Sunfish Lake Blvd Intersection.....	256-257
STREET LIGHT IMPROVEMENTS.....	259
Summary of Costs.....	261
Priority D Street Lights.....	262-263
WATER IMPROVEMENTS.....	265
Summary of Costs.....	267
WM Looping Alpine Drive (CSAH 5 to Germanium Street).....	268-269
Renovate Pumphouse #2	270-271
Complete Pumphouse #3.....	272-273
RTC Bunker Lake Blvd – Armstrong Blvd – Ramsey Blvd.....	274-275
Water Treatment Plant.....	276-277
Watermain Looping Ramsey Blvd – Armstrong Blvd.....	278-279
1.5 MG Ground Storage Reservoir.....	280-281
Well Rehabilitation.....	282-283
River Pines Life Station Water Connection.....	284-285
Water Meter Replacement	286-287
Well House #1 Improvements.....	288-289
C.R. 57/ Alpine Drive Watermain Looping	290-291

Magnesium Street Watermain Looping	292-293
Fire Station 1 Extension of Water.....	294-295
CASH FLOW PROJECTIONS.....	297
Business Revolving Fund.....	299
Equipment Revolving Fund.....	300
Facility Fund.....	301
Landfill Trust Fund.....	302
Police Facility Loan.....	303
Lawful Gambling Fund.....	304
MSA Fund.....	305
Park Improvement Trust Fund.....	306-307
Public Improvement Revolving Fund.....	308
Internal Loan – Draw Park.....	309
Internal Loan – RTC Land Purchase (9601)	310
Internal Loan – RTC Land Purchase (9602)	311
Internal Loan – Muni Center.....	312-314
Park & Ride Levy.....	315
Sewer Utility Fund.....	316
Storm Water Management Fund.....	317
Storm Water Utility Fund.....	318
Street Light Utility Fund.....	319
Water Utility Fund.....	320-321
TIF Funds	
TIF District 1 (Rivers Bend)	322-323
TIF District 2 (Gateway)	324
TIF District 4 (Front Street)	325
TIF District 7 (B&B Carpeting)	326
TIF District 8 (Maken)	327-329
TIF District 9 (AACAP)	330-332
TIF District 10 (Sunfish Business Park).....	333

THIS PAGE INTENTIONALLY BLANK



INTRODUCTORY SECTION

THIS PAGE INTENTIONALLY BLANK

CITY OF RAMSEY
CAPITAL IMPROVEMENT/CAPITAL OUTLAY PLAN
2011-2015

Enclosed is the Ramsey Capital Improvements/Capital Outlay Plan (CIP) for the years 2011-2015. It has been prepared in an attempt to anticipate major capital expenditures in advance of the year in which they are budget requests. Further, several projects may interrelate or require other improvements prior to initiation, which would cause delays without prior planning. Additionally, projects may require budgeting over several years or receipt of funds from other sources (i.e. grants) requiring planning completion prior to the funding year. Finally, the plan enables a snapshot of the identified capital needs of the community allowing for continual prioritization of these needs.

Approval of the CIP by Council does not authorize spending or initiation of a given project. It does, however, provide a guide for the community for a whole array of private and public decision-making, impacted by public capital expenditures. Therefore, the CIP should receive ratification only if the Council perceives actions contemplated within the plan as reasonable and planned within justified time frames. It shall further be noted that initial project design of public infrastructure projects identified within this plan often begins two years or more prior to the date of construction.

The CIP is not intended to provide for precise budgeting. Capital costs are projected as estimates. Upon each update of the plan, deletions, additions, delays, or other revisions may occur, reflecting changing community needs. These changes allow for budget refinements as a particular project nears actual construction.

Capital improvements are improvements to land, streets, parks, utilities and buildings. This plan shows improvements with revenues projected from various funding sources. Improvements from the General Fund are those requiring a tax levy, referendum or similar other authority resulting in listed projects being less than certain. The other funding sources (except for intergovernmental revenue - grant funds) have increased stability over the general fund projects.

Specific information on the funding sources for each project is shown under the individual project. Cash flow projections are completed to examine the long-term stability of each fund and its ability to provide for planned expenditures.

The plan does not contain a specific designation which would denote project priorities. There is no weighting or matching of priorities between infrastructure types [streets, parks, utilities, building facilities] as each type of project generally has a funding source unique to the project type and from which funds cannot be reallocated.

Potential funding sources for capital improvement expenditures may include:

- General Funds
- Special Assessments
- General Obligation Bonds
- CIP General Obligation Bonds*
- Tax Increment Financing
- Economic Development Authority Levy
- Developer Fees
- Grants & Aids
- Utility Funds (Water, Sewer, Street Lights, Storm Water)
- Special Revenue Funds (Equipment Revolving, Lawful Gambling)
- Capital Project Funds (Facility, MSA, PIR)
- Trust Funds (Landfill, Park Improvement)
- Storm Water Levy


**Only City Hall, Public Works facilities and Public Safety facilities may be financed with CIP General Obligation bonds under the CIP Act (Minnesota Statutes Chapter 475). Other capital improvements described in this plan as being financed under General Obligation Bonds may be financed with special assessment bonds under Minnesota Statutes, Chapter 429 and utility revenue bonds under Minnesota Statutes, Chapter 444.*

For a City to use its authority to finance expenditures under the CIP Act, it must meet the requirements provided therein. Specifically, the City Council must approve the sale of capital improvement bonds by a two-thirds vote of its membership. In addition, it must hold a public hearing for public input. Notice of such hearing must be published in the official newspaper of the City at least fourteen, but not more than twenty-eight days prior to the date of the public hearing. The City Council approves the CIP following the public hearing.

The bonds are not subject to referendum unless, within 30 days after the hearing, a petition is filed with the City Administrator signed by voters equal to at least five percent of the votes cast in the last general City election. In that event, the bonds are subject to a referendum, and may be issued only if approved by a majority of voters who vote on that question. If the referendum passes, the taxes to pay the debt service on the bonds would be levied on market value rather than tax capacity. However, if no timely petition is filed, the taxes to pay debt service are levied on tax capacity.

The CIP Act has established certain criteria that must be met. In accordance with these criteria, the City has considered the following eight points:

1. Condition of the City's infrastructure and need for the project
2. Demand for the improvement
3. Cost of the improvement
4. Availability of public resources
5. Level of overlapping debt
6. Const/benefits of alternative uses of funds
7. Operating costs of the proposed improvements
8. Options for shared facilities with other cities or local governments.



OVERVIEW SECTION

THIS PAGE INTENTIONALLY BLANK

City of Ramsey, Minnesota
Capital Improvement Program
 2011 thru 2015

FUNDING SOURCE SUMMARY

Source	2011	2012	2013	2014	Includes Future Projects 2015	Total
Capital Equipment Certificates		777,767	617,241	511,952	294,774	2,201,734
CIP Bonding	90,000			2,491,000	8,000,000	10,581,000
City of Nowthen			20,000		0	20,000
Developer Fees	2,650,000		4,851,000	100,000	785,000	8,386,000
EDA Bonding with Levy		5,658,444				5,658,444
Equipment Revolving Fund	142,600	130,033	138,759	94,548	6,226	512,166
Facility Fund	20,000		100,000			120,000
General Fund	240,000	235,000	280,000	550,000		1,305,000
GO Bonding	1,800,000	6,210,000		4,000,000	2,700,000	14,710,000
Grants and Aids	3,600,000	11,800,000	800,000	2,400,000	4,740,000	23,340,000
Landfill Trust Fund					90,000	90,000
Lawful Gambling Fund			35,000	40,000		75,000
MSA	920,000			500,000	1,700,000	3,120,000
Park Improvement Trust Fund	457,000	1,112,000	1,297,000	1,037,000	5,001,000	8,904,000
Public Improvement Revolving Fund	123,000		25,000	55,000		203,000
Revenue Bonding		3,495,805	9,700,000	8,700,000		21,895,805
Sewer Utility Fund	400,000	352,000	170,000	35,000	138,500	1,095,500
Special Assessment	100,000					100,000
Storm Water Utility Fund	290,000	735,000	175,000	325,000	755,000	2,280,000
Street Light Utility Fund	15,000	15,000	15,000	15,000	15,000	75,000
Tax Increment Fund #1	900,000					900,000
Tax Increment Fund #2	1,700,000	2,965,300				4,665,300
Tax Increment Fund #4	250,000	275,000	590,000		570,000	1,685,000
To Be Determined	250,000		1,300,000	1,150,000	221,300	2,921,300
Trail Fees		75,000	40,000			115,000
Water Utility Fund	1,519,300	2,500,200	254,100	150,000	106,000	4,529,600
Youth Association				250,000		250,000
GRAND TOTAL	15,466,900	36,336,549	20,408,100	22,404,500	25,122,800	119,738,849

THIS PAGE INTENTIONALLY BLANK

City of Ramsey, Minnesota
Capital Improvement Program
 2011 thru 2015

PROJECTS BY CATEGORY

Category	Project#	Priority	2011	2012	2013	2014	2015 <small>Includes Future Projects</small>	Total
Capital Improvement Bonding Projects								
Public Works Campus Building Improvements	06-BLDG-001	6					8,000,000	8,000,000
Fire Station #2 Rebuild	10-BLDG-001	6	90,000			2,491,000		2,581,000
Capital Improvement Bonding Projects Total			90,000			2,491,000	8,000,000	10,581,000
Eqpt Replacement								
NEW PHONE SYSTEM	11-IT-001	6			200,000			200,000
IT SERVER REPLACEMENT	11-IT-002	6	7,000					7,000
MUNICIPAL CENTER VIDEO CONFERENCE EQPT	11-IT-003	6	9,000					9,000
EQPT REPLACE-FORD TAURUS-403	ADMIN-403	6				13,500		13,500
EQPT REPLACE-2006 FORD TAURUS	ADMIN-404	6				13,500		13,500
EQPT REPLACE-2005 CHEVY COLORADO	BUILD-401	6		23,000				23,000
EQPT REPLACE-2006 FORD TAURUS	BUILD-405	6		13,800				13,800
EQPT REPLACE-2006 FORD TAURUS	BUILD-406	6				16,000		16,000
EQPT REPLACE-RICOH-COPIER-3	COPY-BUILD	6		13,500				13,500
ELECTION EQUIPMENT	ELECT-001	6		56,000				56,000
EQPT REPLACE-TANKER #1	FIRE-500	6			280,000			280,000
EQPT REPLACE-GRASS TRUCK #1	FIRE-504	6				50,000		50,000
EQPT REPLACE-FIRE PREVENTION VEHICLE	FIRE-558	6				35,000		35,000
EQPT REPLACE-ASSISTANT FIRE CHIEF VEHICLE	FIRE-562	6	32,000					32,000
REPLACEMENT OF EXTRICATION TOOLS	FIRE-568	6					25,000	25,000
3 SQUADS FOR 2011	POL-311	6	94,600					94,600
3 SQUADS FOR 2012	POL-312	6		100,000				100,000
3 SQUADS FOR 2013	POL-313	6			102,000			102,000
3 SQUADS FOR 2014	POL-314	6				104,000		104,000
3 SQUADS FOR 2015	POL-315	6					106,000	106,000
EQPT REPLACE-2005 FORD TAURUS	POL-351	6			19,000			19,000
EQPT REPLACE-2005 FORD TAURUS	POL-352	6			20,000			20,000
EQPT REPLACE-2005 FORD F150 4X4	POL-353	6		32,500				32,500
EQPT REPLACE-2006 CROWN VIC-SRGT	POL-363	6		37,000				37,000
EQPT REPLACE-2006 CHEVY IMPALA	POL-364	6				23,000		23,000
EQPT REPLACE-2006 CHEVY IMPALA	POL-365	6				23,000		23,000
EQPT REPLACE-2004 PULL BEHIND PTO MOWER	PW-004	6				24,000		24,000
EQPT REPLACE-2005 COPIER/SCANNER	PW-007	6		20,000				20,000
EQPT REPLACE-2006 NEW MOWING PACKAGE	PW-008	6		45,000				45,000
EQPT REPLACE-ADDITIONAL TOOL CAT	PW-012	6		50,000				50,000
EQPT REPLACE-ADD'L SIDEWALK MAINT MACHINE	PW-013	6		90,000				90,000
EQPT REPLACE-ADD'L MEGA MOWER	PW-014	6					95,000	95,000

Category	Project#	Priority	2011	2012	2013	2014	Includes Future Projects	
							2015	Total
EQPT REPLACE-ENGINEER VEHICLE 2	PW-402	6					28,000	28,000
EQPT REPLACE-1984 JOHN DEERE TRACTOR 4x4	PW-611	6		75,000				75,000
EQPT REPLACE-1984 ELGIN SWEEPER	PW-612	6		125,000				125,000
EQPT REPLACE-1991 CHIPPER	PW-619	6		22,000				22,000
EQPT REPLACE-1998 MULE	PW-622	6				23,000		23,000
EQPT REPLACE-1997 2x4 1 TON TRUCK	PW-627	6		45,000				45,000
EQPT REPLACE-1999 STERLING SNOWPLOW TRUCK	PW-632	6		120,000				120,000
EQPT REPLACE-2001 JOHN DEERE MOWER	PW-635	6		20,000				20,000
EQPT REPLACE-2002 SNOWPLOW TRUCK	PW-636	6				130,000		130,000
EQPT REPLACE-2002 3/4 TON TRUCK 4x4	PW-637	6			45,000			45,000
EQPT REPLACE-ENGINEERING VEHICLE	PW-638	6			35,000			35,000
EQPT REPLACE-2003 MULE	PW-639	6		20,000				20,000
EQPT REPLACE-2003 1 TON TRUCK 4x4	PW-640	6			55,000			55,000
EQPT REPLACE-2004 MEGA MOWER	PW-643	6				100,000		100,000
EQPT REPLACE-2004 TOOL CAT	PW-645	6				51,500		51,500
EQPT REPLACE-2005 3/4 TON TRUCK 4x4 W/PLOW	PW-651	6					47,000	47,000
EQPT REPLACE-2005 UTILITY TRUCK	PW-652	6					50,000	50,000
Eqpt Replacement Total			142,600	907,800	756,000	606,500	351,000	2,763,900

Municipal Building

Community Center Construction	04-BLDG-002	6				4,000,000		4,000,000
Old Town Hall Restoration	08-BLDG-005	6					221,300	221,300
Sprinkler System @ Fire Station #1	10-BLDG-004	6	20,000					20,000
Municipal Parking Ramp Extension	11-BLDG-001	6	4,500,000					4,500,000
Commuter Rail Station	11-BLDG-002	6		15,000,000				15,000,000
Municipal Building Total			4,520,000	15,000,000		4,000,000	221,300	23,741,300

Park Improvement

Elmcrest Creek Trail to Central Park	04-PARK-002	5					225,000	225,000
Elmcrest Park Entrance & Signage	04-PARK-003	6				50,000		50,000
Ford Brook Park Playground Equipment	04-PARK-006	6			70,000			70,000
Lake Itasca Community Park	04-PARK-007	6		400,000	400,000	400,000		1,200,000
Trott Brook Trail Corridor	04-PARK-014	5					4,015,000	4,015,000
Drinking Fountains	06-PARK-002	6	7,000	7,000	7,000	7,000		28,000
Shelter & Restroom Facilities	06-PARK-003	6	40,000					40,000
Community Building & Playground for Elmcrest Park	06-PARK-005	6	500,000					500,000
Redevelopment of Central Park	06-PARK-008	6	135,000			500,000		635,000
Irrigation for Titterud Park	06-PARK-010	6					76,000	76,000
Observation boardwalk - Lake Itasca	06-PARK-011	6				40,000		40,000
Rabbit Park Phase Two	06-PARK-012	6				125,000		125,000
Peltzer Park Connections	06-PARK-013	6				40,000		40,000
Observation deck on the Mississippi east Dolomite	06-PARK-015	6			35,000			35,000
Mississippi River Park Development-Bridge location	06-PARK-016	5					750,000	750,000
Redevelopment of Hunters Hill	06-PARK-017	5					500,000	500,000
Trail Connections	06-PARK-019	6		750,000	400,000			1,150,000
Village Square Commons	07-PARK-001	5					3,000,000	3,000,000
Landscape Improvements for Parks	08-PARK-001	6	10,000	5,000	5,000	5,000	5,000	30,000

Category	Project#	Priority	2011	2012	2013	2014	Includes Future Projects	
							2015	Total
Mississippi River Regional Trail	08-PARK-002	6			800,000	500,000		1,300,000
Lake Ramsey Park	08-PARK-004	6			3,631,000			3,631,000
Rhinestone Commons	08-PARK-005	6	150,000		1,200,000			1,350,000
North Commons	08-PARK-006	5					545,000	545,000
Downtown Commons	08-PARK-007	6			20,000			20,000
Pedestrian Bridge over Th10 and BNSF RR	08-PARK-008	6				2,000,000		2,000,000
Multi-Sports Facility	09-PARK-001	6			475,000			475,000
Park Security Enhancements	11-PARK-001	6	15,000					15,000
Alpine Park Winter Facilities	11-PARK-003	6					2,500,000	2,500,000
Park Improvement Total			857,000	1,162,000	7,043,000	3,667,000	11,616,000	24,345,000

Sewer Utility Improvement

Abandon Liftstation Wildlife Sanctuary	04-SEW-001	6		352,000				352,000
Septage Discharge Station	04-SEW-007	6					113,500	113,500
Northeast Sanitary Sewer & Watermain Ext	05-SEW-001	6		3,495,805				3,495,805
West Mississippi Park Sewer Service	08-SEW-002	6			170,000			170,000
Extend Sewer to the Water Treatment Plant Site	08-SEW-003	6	400,000					400,000
Abandon Lift Station River Pines	08-SEW-004	6				35,000		35,000
Sewer Utility Improvement Total			400,000	3,847,805	170,000	35,000	113,500	4,566,305

Site Acquisition

Sixth Community Park (north central Ramsey)	06-ACQ-001	6				1,000,000		1,000,000
Acquire outlots "A" in Rivers Bluff and Reilly Est	06-ACQ-002	5				20,000		20,000
Acquisition of ROW Bunker Lake Blvd	07-ACQ-001	6	1,000,000					1,000,000
Bunker Lake Extension Prop ROW to Alpine Drive	07-ACQ-003	6	1,500,000					1,500,000
Site Acquisition for Water Treatment Plant	07-ACQ-004	6	1,000,000					1,000,000
Johnson Brothers	07-ACQ-005	6		415,300				415,300
Brothers Property LLC	07-ACQ-006	6		600,000				600,000
Alpaca Estates Outlot	08-ACQ-002	6				35,000		35,000
MPCA Land Purchase	08-ACQ-004	6		5,658,444				5,658,444
Land for Future Fire Station #4	09-ACQ-006	6			100,000			100,000
D & P Properties Inc.	10-ACQ-002	6		700,000				700,000
Vacant Healthquest Site	10-ACQ-003	6	1,100,000					1,100,000
Site Acquisition Total			4,600,000	7,373,744	100,000	35,000	1,020,000	13,128,744

Storm Water Utility Improvement

Annual Sediment Pond Cleaning	04-STRM-004	6	50,000	25,000	25,000	25,000	25,000	150,000
County Ditch #43 Cleaning	04-STRM-005	6				150,000		150,000
RTC Bunker Lake Blvd (Armstrong to Ramsey Blvd)	04-STRM-011	6		560,000				560,000
Wetland 656W Outlet	04-STRM-013	6	90,000					90,000
West Mississippi Outlet	04-STRM-014	5					250,000	250,000
Annual Drainage Enhancements	11-STRM-001	6	75,000	75,000	75,000	75,000	75,000	375,000
River Storm Water Discharge Treatment	11-STRM-002	6	75,000	75,000	75,000	75,000	75,000	375,000
Whispering Pines Estates Plat 2 Storm Sewer	11-STRM-003	6					330,000	330,000


Category	Project#	Priority	2011	2012	2013	2014	Includes Future Projects	
							2015	Total
Storm Water Utility Improvement Total			290,000	735,000	175,000	325,000	755,000	2,280,000
Street Improvement								
Annual Street Reconstruction Program	04-STR-001	6	490,000	510,000	530,000	550,000	570,000	2,650,000
County Road #116 (Dysprosium St. to CR #57)	04-STR-003	6	600,000					600,000
McKinley Street	04-STR-006	6		1,250,000				1,250,000
North Highway 10 Frontage Road	04-STR-007	5					440,000	440,000
Zeolite Roadway Improvements	04-STR-012	6			340,000			340,000
RTC Armstrong Blvd (Bunker Lake Blvd to Hwy 10)	04-STR-013	6	1,800,000					1,800,000
RTC Bunker Lake Blvd (Armstrong to Ramsey Blvd)	04-STR-014	6		3,010,000				3,010,000
Variolite Street (Alpine Dr. to Ramsey Town Ctr.)	04-STR-018	6					1,700,000	1,700,000
County Road 5/Alpine Drive Realignment	06-STR-002	6				1,750,000		1,750,000
Single Road Access Areas	06-STR-003	6	25,000	25,000	25,000	25,000		100,000
Dysprosium Street	08-STR-001	6	900,000					900,000
Civic Center Drive Streetscape	08-STR-002	5					240,000	240,000
Zeolite Street Bridge	08-STR-004	6			1,300,000			1,300,000
River Pines Lift Station Street Connection	08-STR-005	6				55,000		55,000
Alpine Drive Railroad Crossing	09-STR-001	6	98,000					98,000
Alpine Dr & Sunfish Lake Blvd (CSAH) Intersection	11-STR-001	6	225,000					225,000
Street Improvement Total			4,138,000	4,795,000	2,195,000	2,380,000	2,950,000	16,458,000
Street Light Utility Improvement								
Priority D Street Lights	05-STLT-001	6	15,000	15,000	15,000	15,000	15,000	75,000
Street Light Utility Improvement Total			15,000	15,000	15,000	15,000	15,000	75,000
Water Utility Improvement								
WM Looping: Alpine Dr. (CSAH 5 to Germanium St.)	04-WTR-001	6				100,000		100,000
Renovate Pump House 2	04-WTR-004	5					49,000	49,000
Complete Pump House 3	04-WTR-005	6	60,000					60,000
RTC Bunker Lake Blvd (Armstrong to Ramsey Blvd)	04-WTR-009	6		225,000				225,000
Water Treatment Plant Construction	04-WTR-017	6			9,700,000	8,700,000		18,400,000
Watermain Looping: (Ramsey Blvd to Armstrong Blvd)	04-WTR-018	6			226,100			226,100
1.5 MG Ground Storage Reservoir	05-WTR-004	6		2,000,000				2,000,000
Well Rehabilitation	07-WTR-001	6	24,000	26,000	28,000	30,000	32,000	140,000
River Pines Lift Station Water Connection	08-WTR-003	6				20,000		20,000
Water Meter Replacement	08-WTR-004	6	237,300	249,200				486,500
Well House I Improvements	09-WTR-001	6	8,000					8,000
C.R. 57 / Alpine Drive Watermain Looping	11-WTR-001	6	35,000					35,000
Magnesium Street Watermain Looping	11-WTR-002	6	35,000					35,000
Fire Station #1 Extension of Water	11-WTR-003	6	15,000					15,000
Water Utility Improvement Total			414,300	2,500,200	9,954,100	8,850,000	81,000	21,799,600
GRAND TOTAL			15,466,900	36,336,549	20,408,100	22,404,500	25,122,800	119,738,849

City of Ramsey, Minnesota
Capital Improvement Program
2011 thru 2015

DEPARTMENT SUMMARY

Department	2011	2012	2013	2014	Includes Future Projects 2015	Total
Capital Impr Bonding Projects	90,000			2,491,000	8,000,000	<i>10,581,000</i>
Eqpt Replacement	142,600	907,800	756,000	606,500	351,000	<i>2,763,900</i>
Municipal Buildings	4,520,000	15,000,000		4,000,000	221,300	<i>23,741,300</i>
Park Improvements	857,000	1,162,000	7,043,000	3,667,000	11,616,000	<i>24,345,000</i>
Sewer Utility	400,000	3,847,805	170,000	35,000	113,500	<i>4,566,305</i>
Site Acquisitions	4,600,000	7,373,744	100,000	35,000	1,020,000	<i>13,128,744</i>
Stormwater Utility	290,000	735,000	175,000	325,000	755,000	<i>2,280,000</i>
Street Improvements	4,138,000	4,795,000	2,195,000	2,380,000	2,950,000	<i>16,458,000</i>
Street Light Utility	15,000	15,000	15,000	15,000	15,000	<i>75,000</i>
Water Utility	414,300	2,500,200	9,954,100	8,850,000	81,000	<i>21,799,600</i>
TOTAL	15,466,900	36,336,549	20,408,100	22,404,500	25,122,800	<i>119,738,849</i>

THIS PAGE INTENTIONALLY BLANK



CAPITAL IMPROVEMENT BONDING

THIS PAGE INTENTIONALLY BLANK

City of Ramsey, Minnesota
Capital Improvement Program
 2011 thru 2015

PROJECTS BY CATEGORY

Category	Project#	Priority	2011	2012	2013	2014	2015 <small>Includes Future Projects</small>	Total
Capital Improvement Bonding Projects								
Public Works Campus Building Improvements	06-BLDG-001	6					8,000,000	8,000,000
Fire Station #2 Rebuild	10-BLDG-001	6	90,000			2,491,000		2,581,000
Capital Improvement Bonding Projects Total			90,000			2,491,000	8,000,000	10,581,000
GRAND TOTAL			90,000			2,491,000	8,000,000	10,581,000

Capital Improvement Program

2011 *thru* 2015

City of Ramsey, Minnesota

Department Capital Impr Bonding Projects

Contact

Type Buildings

Useful Life 50 Years

Category Capital Improvement Bonding

Priority 6-Planned

Status Active

Total Project Cost: \$11,000,000

Project #	06-BLDG-001
Project Name	Public Works Campus Building Improvements

Description

This project contemplates acquisition of 25 acres for a new public works campus and construction of the first phase of buildings to serve the needs of the community. The 2006 salt storage building can be relocated to the site.

CIP Act Criteria:

1. Conditions of City Infrastructure and Need for the Project:
The present public works site is landlocked and current size cannot be expanded to meet expected future growth.
2. Demand for Improvement:
As described above, the site doesn't meet the needs of the future.
3. Costs of the Improvement:
Land : \$3,000,000
Building: \$8,000,000
4. Availability of Public Resources:
The project may be funded by a combination of general property tax levy and available resources on hand. In addition, the bonds would be secured by the City's full faith and credit.
5. Relative Costs and Benefits of Alternative Uses of the Funds:
There are no significant alternatives for funds designated for this project.
6. Operating Costs of the Proposed Investments:
There would be no operating costs for the first five years. The land will be held and developed as growth occurs.
7. Options for Shared Facilities with Other Cities or Local Government:
Not applicable; the site currently exists and is located next to current PW facility.
8. Level of Overlapping Debt:

Justification

The City population is projected to continue to grow. Staff has polled other municipalities that are currently the size of Ramsey's projected growth. This proposed area is the median size for a public works campus. The present campus is land locked and cannot be expanded to meet this median size. This project anticipates land acquisition and the start of a public works campus that can grow as the city grows.

Capital Improvement Program

2011 *thru* 2015

City of Ramsey, Minnesota

Department Capital Impr Bonding Projects
Contact

Prior	Expenditures	2011	2012	2013	2014	2015	Total
3,000,000	Building Cost/Construction					8,000,000	8,000,000
Total	Total					8,000,000	8,000,000

Prior	Funding Sources	2011	2012	2013	2014	2015	Total
3,000,000	CIP Bonding					8,000,000	8,000,000
Total	Total					8,000,000	8,000,000

Capital Improvement Program
City of Ramsey, Minnesota

2011 thru 2015

Department Capital Impr Bonding Projects
Contact

Project # 06-BLDG-001
Project Name Public Works Campus Building Improvements



Capital Improvement Program

2011 *thru* 2015

City of Ramsey, Minnesota

Department Capital Impr Bonding Projects

Contact

Type Buildings

Useful Life 50 Years

Category Capital Improvement Bonding

Priority 6-Planned

Status Active

Total Project Cost: \$2,581,000

Project #	10-BLDG-001
Project Name	Fire Station #2 Rebuild

Description

Rebuilding of current Fire Station #2. Planned location for new construction is along Alpine Dr. Project cost does not include demo of old city hall and police station.

Justification

Too little space, unsafe condition in old fire station, on-going problems with HVAC systems, water problems in parts of building.

Expenditures	2011	2012	2013	2014	2015	Total
Building Cost/Construction				2,241,000		2,241,000
Furnishings/Equipment				110,000		110,000
Other	90,000			140,000		230,000
Total	90,000			2,491,000		2,581,000

Funding Sources	2011	2012	2013	2014	2015	Total
CIP Bonding	90,000			2,491,000		2,581,000
Total	90,000			2,491,000		2,581,000


Capital Improvement Program
City of Ramsey, Minnesota

2011 *thru* 2015

Department Capital Impr Bonding Projects
Contact

Project #	10-BLDG-001
Project Name	Fire Station #2 Rebuild





EQUIPMENT REPLACEMENT

THIS PAGE INTENTIONALLY BLANK

City of Ramsey, Minnesota
Capital Improvement Program
 2011 thru 2015

PROJECTS BY CATEGORY

Category	Project#	Priority	2011	2012	2013	2014	2015	Total
Eqpt Replacement								
NEW PHONE SYSTEM	11-IT-001	6			200,000			200,000
IT SERVER REPLACEMENT	11-IT-002	6	7,000					7,000
MUNICIPAL CENTER VIDEO CONFERENCE EQPT	11-IT-003	6	9,000					9,000
EQPT REPLACE-FORD TAURUS-403	ADMIN-403	6				13,500		13,500
EQPT REPLACE-2006 FORD TAURUS	ADMIN-404	6				13,500		13,500
EQPT REPLACE-2005 CHEVY COLORADO	BUILD-401	6		23,000				23,000
EQPT REPLACE-2006 FORD TAURUS	BUILD-405	6		13,800				13,800
EQPT REPLACE-2006 FORD TAURUS	BUILD-406	6				16,000		16,000
EQPT REPLACE-RICOH-COPIER-3	COPY-BUILD	6		13,500				13,500
ELECTION EQUIPMENT	ELECT-001	6		56,000				56,000
EQPT REPLACE-TANKER #1	FIRE-500	6			280,000			280,000
EQPT REPLACE-GRASS TRUCK #1	FIRE-504	6				50,000		50,000
EQPT REPLACE-FIRE PREVENTION VEHICLE	FIRE-558	6				35,000		35,000
EQPT REPLACE-ASSISTANT FIRE CHIEF VEHICLE	FIRE-562	6	32,000					32,000
REPLACEMENT OF EXTRICATION TOOLS	FIRE-568	6					25,000	25,000
3 SQUADS FOR 2011	POL-311	6	94,600					94,600
3 SQUADS FOR 2012	POL-312	6		100,000				100,000
3 SQUADS FOR 2013	POL-313	6			102,000			102,000
3 SQUADS FOR 2014	POL-314	6				104,000		104,000
3 SQUADS FOR 2015	POL-315	6					106,000	106,000
EQPT REPLACE-2005 FORD TAURUS	POL-351	6			19,000			19,000
EQPT REPLACE-2005 FORD TAURUS	POL-352	6			20,000			20,000
EQPT REPLACE-2005 FORD F150 4X4	POL-353	6		32,500				32,500
EQPT REPLACE-2006 CROWN VIC-SRGT	POL-363	6		37,000				37,000
EQPT REPLACE-2006 CHEVY IMPALA	POL-364	6				23,000		23,000
EQPT REPLACE-2006 CHEVY IMPALA	POL-365	6				23,000		23,000
EQPT REPLACE-2004 PULL BEHIND PTO MOWER	PW-004	6				24,000		24,000
EQPT REPLACE-2005 COPIER/SCANNER	PW-007	6		20,000				20,000
EQPT REPLACE-2006 NEW MOWING PACKAGE	PW-008	6		45,000				45,000
EQPT REPLACE-ADDITIONAL TOOL CAT	PW-012	6		50,000				50,000
EQPT REPLACE-ADD'L SIDEWALK MAINT MACHINE	PW-013	6		90,000				90,000
EQPT REPLACE-ADD'L MEGA MOWER	PW-014	6					95,000	95,000
EQPT REPLACE-ENGINEER VEHICLE 2	PW-402	6					28,000	28,000
EQPT REPLACE-1984 JOHN DEERE TRACTOR 4x4	PW-611	6		75,000				75,000
EQPT REPLACE-1984 ELGIN SWEEPER	PW-612	6		125,000				125,000
EQPT REPLACE-1991 CHIPPER	PW-619	6		22,000				22,000
EQPT REPLACE-1998 MULE	PW-622	6				23,000		23,000
EQPT REPLACE-1997 2x4 1 TON TRUCK	PW-627	6		45,000				45,000

Category	Project#	Priority	2011	2012	2013	Includes Future Projects		Total	
						2014	2015		
EQPT REPLACE-1999 STERLING SNOWPLOW TRUCK	PW-632	6		120,000				120,000	
EQPT REPLACE-2001 JOHN DEERE MOWER	PW-635	6		20,000				20,000	
EQPT REPLACE-2002 SNOWPLOW TRUCK	PW-636	6				130,000		130,000	
EQPT REPLACE-2002 3/4 TON TRUCK 4x4	PW-637	6			45,000			45,000	
EQPT REPLACE-ENGINEERING VEHICLE	PW-638	6			35,000			35,000	
EQPT REPLACE-2003 MULE	PW-639	6		20,000				20,000	
EQPT REPLACE-2003 1 TON TRUCK 4x4	PW-640	6			55,000			55,000	
EQPT REPLACE-2004 MEGA MOWER	PW-643	6				100,000		100,000	
EQPT REPLACE-2004 TOOL CAT	PW-645	6				51,500		51,500	
EQPT REPLACE-2005 3/4 TON TRUCK 4x4 W/PLOW	PW-651	6					47,000	47,000	
EQPT REPLACE-2005 UTILITY TRUCK	PW-652	6					50,000	50,000	
Eqpt Replacement Total				142,600	907,800	756,000	606,500	351,000	2,763,900
GRAND TOTAL				142,600	907,800	756,000	606,500	351,000	2,763,900

Capital Improvement Program

2011 *thru* 2015

City of Ramsey, Minnesota

Department Eqpt Replacement

Contact

Type Equipment

Useful Life 5 Years

Category Eqpt Replacement

Priority 6-Planned

Status Active

Total Project Cost: \$200,000

Project #	11-IT-001
Project Name	NEW PHONE SYSTEM

Description
Replace phone system at Municipal Center

Justification
The current phone system was purchased in 2001. It is reaching its end of useful life cycle and will no longer be supported. The current system is a hybrid of switch technology and IP phones. The ideal solution would be to change to all IP technology to keep up with current industry standards.

Expenditures	2011	2012	2013	2014	2015	Total
Furnishings/Equipment			200,000			200,000
Total			200,000			200,000

Funding Sources	2011	2012	2013	2014	2015	Total
Capital Equipment Certificates			200,000			200,000
Total			200,000			200,000

Capital Improvement Program

2011 *thru* 2015

City of Ramsey, Minnesota

Department Eqpt Replacement

Contact

Type Eqpt Replacement

Useful Life 3

Category Eqpt Replacement

Priority 6-Planned

Status Active

Total Project Cost: \$7,000

Project #	11-IT-002
Project Name	IT SERVER REPLACEMENT

Description

Install new server to replace RA-CMS for police.

Justification

This serves as the repository for all squad car video cameras. The current server is 4 years old and has reached its end of support.

Expenditures	2011	2012	2013	2014	2015	Total
Furnishings/Equipment	7,000					7,000
Total	7,000					7,000

Funding Sources	2011	2012	2013	2014	2015	Total
Equipment Revolving Fund	7,000					7,000
Total	7,000					7,000

Capital Improvement Program

2011 *thru* 2015

City of Ramsey, Minnesota

Department Eqpt Replacement

Contact

Type Eqpt Replacement

Useful Life 5 Years

Category Eqpt Replacement

Priority 6-Planned

Status Active

Total Project Cost: \$9,000

Project # 11-IT-003
Project Name MUNICIPAL CENTER VIDEO CONFERENCE EQPT

Description

Install video conferencing equipment in Municipal Center

Justification

This equipment would be used for video conferencing for off-site meetings.

Expenditures	2011	2012	2013	2014	2015	Total
Furnishings/Equipment	9,000					9,000
Total	9,000					9,000

Funding Sources	2011	2012	2013	2014	2015	Total
Equipment Revolving Fund	9,000					9,000
Total	9,000					9,000

Capital Improvement Program

2011 *thru* 2015

City of Ramsey, Minnesota

Department Eqpt Replacement

Contact

Type Eqpt Replacement

Useful Life 5 Years

Category Eqpt Replacement

Priority 6-Planned

Status Active

Total Project Cost: \$13,500

Project # ADMIN-403
Project Name EQPT REPLACE-FORD TAURUS-403

Description
 2005 FORD TAURUS \$11,268.25 Accum Depr: \$2,254

Justification

Expenditures	2011	2012	2013	2014	2015	Total
Furnishings/Equipment				13,500		13,500
Total				13,500		13,500

Funding Sources	2011	2012	2013	2014	2015	Total
Capital Equipment Certificates				11,246		11,246
Equipment Revolving Fund				2,254		2,254
Total				13,500		13,500

Capital Improvement Program

2011 *thru* 2015

City of Ramsey, Minnesota

Department Eqpt Replacement

Contact

Type Eqpt Replacement

Useful Life 8

Category Eqpt Replacement

Priority 6-Planned

Status Active

Total Project Cost: \$13,500

Project #	ADMIN-404
Project Name	EQPT REPLACE-2006 FORD TAURUS

Description

Justification

Expenditures	2011	2012	2013	2014	2015	Total
Furnishings/Equipment				13,500		13,500
Total				13,500		13,500

Funding Sources	2011	2012	2013	2014	2015	Total
Capital Equipment Certificates				13,500		13,500
Total				13,500		13,500

Capital Improvement Program

2011 *thru* 2015

City of Ramsey, Minnesota

Department Eqpt Replacement

Contact

Type Eqpt Replacement

Useful Life 7 Years

Category Eqpt Replacement

Priority 6-Planned

Status Active

Total Project Cost: \$23,000

Project # BUILD-401
Project Name EQPT REPLACE-2005 CHEVY COLORADO

Description

2005 CHEVY COLORADO
 Acquired: 4/14/05 \$25,105.07 Accum Depr: \$2,872

Justification

Expenditures	2011	2012	2013	2014	2015	Total
Furnishings/Equipment		23,000				23,000
Total		23,000				23,000

Funding Sources	2011	2012	2013	2014	2015	Total
Capital Equipment Certificates		20,128				20,128
Equipment Revolving Fund		2,872				2,872
Total		23,000				23,000

Capital Improvement Program

2011 *thru* 2015

City of Ramsey, Minnesota

Department Eqpt Replacement

Contact

Type Eqpt Replacement

Useful Life 5 Years

Category Eqpt Replacement

Priority 6-Planned

Status Active

Total Project Cost: \$13,800

Project #	BUILD-405
Project Name	EQPT REPLACE-2006 FORD TAURUS

Description

Justification

Expenditures	2011	2012	2013	2014	2015	Total
Furnishings/Equipment		13,800				13,800
Total		13,800				13,800

Funding Sources	2011	2012	2013	2014	2015	Total
Capital Equipment Certificates		13,800				13,800
Total		13,800				13,800

Capital Improvement Program

2011 *thru* 2015

City of Ramsey, Minnesota

Department Eqpt Replacement

Contact

Type Eqpt Replacement

Useful Life 8

Category Eqpt Replacement

Priority 6-Planned

Status Active

Total Project Cost: \$16,000

Project #	BUILD-406
Project Name	EQPT REPLACE-2006 FORD TAURUS

Description

Justification

Expenditures	2011	2012	2013	2014	2015	Total
Furnishings/Equipment				16,000		16,000
Total				16,000		16,000

Funding Sources	2011	2012	2013	2014	2015	Total
Capital Equipment Certificates				16,000		16,000
Total				16,000		16,000

Capital Improvement Program

2011 *thru* 2015

City of Ramsey, Minnesota

Department Eqpt Replacement

Contact

Type Eqpt Replacement

Useful Life 6

Category Eqpt Replacement

Priority 6-Planned

Status Active

Total Project Cost: \$13,500

Project # COPY-BUILD
Project Name EQPT REPLACE-RICOH-COPIER-3

Description
 Date Acquired: 8/31/04 \$11,708.88 Accum Dep: \$3,903

Justification

Expenditures	2011	2012	2013	2014	2015	Total
Furnishings/Equipment		13,500				13,500
Total		13,500				13,500

Funding Sources	2011	2012	2013	2014	2015	Total
Capital Equipment Certificates		9,597				9,597
Equipment Revolving Fund		3,903				3,903
Total		13,500				13,500

Capital Improvement Program

2011 *thru* 2015

City of Ramsey, Minnesota

Department Eqpt Replacement

Contact

Type Equipment

Useful Life

Category Eqpt Replacement

Priority 6-Planned

Status Active

Total Project Cost: \$56,000

Project #	ELECT-001
Project Name	ELECTION EQUIPMENT

Description
Purchase elections equipment at an approximate cost of \$7,000 per precinct. 8 precincts.

Justification
This will be a County-wide purchase of new elections equipment.

Expenditures	2011	2012	2013	2014	2015	Total
Furnishings/Equipment		56,000				56,000
Total		56,000				56,000

Funding Sources	2011	2012	2013	2014	2015	Total
Capital Equipment Certificates		56,000				56,000
Total		56,000				56,000

Capital Improvement Program

2011 *thru* 2015

City of Ramsey, Minnesota

Department Eqpt Replacement

Contact

Type Eqpt Replacement

Useful Life 20 Years

Category Eqpt Replacement

Priority 6-Planned

Status Active

Total Project Cost: \$280,000

Project # FIRE-500
Project Name EQPT REPLACE-TANKER #1

Description

1989 FORD L9000 2000 GALLON PUMPER
 DATE ACQUIRED: 1/18/89 \$51,200 Tanker Truck Accum Dep: \$43,520
 DATE ACQUIRED: 7/7/90 \$58,289 Tanker Truck Addition Accum Dep: \$46,631
 Life 20 years

Justification

This vehicle is one of the first apparatus purchased by the city when the fire department was first started.

Expenditures	2011	2012	2013	2014	2015	Total
Furnishings/Equipment			280,000			280,000
Total			280,000			280,000

Funding Sources	2011	2012	2013	2014	2015	Total
Capital Equipment Certificates			189,849			189,849
Equipment Revolving Fund			90,151			90,151
Total			280,000			280,000

Capital Improvement Program

2011 *thru* 2015

City of Ramsey, Minnesota

Department Eqpt Replacement

Contact

Type Eqpt Replacement

Useful Life 20

Category Eqpt Replacement

Priority 6-Planned

Status Active

Total Project Cost: \$50,000

Project # FIRE-504
Project Name EQPT REPLACE-GRASS TRUCK #1

Description

1989 F250 4x4 Pumping unit may be able to be reused.
 Date Acquired: 12/8/88 \$14,385 Accum Dep: \$12,947

Justification

Expenditures	2011	2012	2013	2014	2015	Total
Furnishings/Equipment				50,000		50,000
Total				50,000		50,000

Funding Sources	2011	2012	2013	2014	2015	Total
Capital Equipment Certificates				37,053		37,053
Equipment Revolving Fund				12,947		12,947
Total				50,000		50,000

Capital Improvement Program

2011 *thru* 2015

City of Ramsey, Minnesota

Department Eqpt Replacement

Contact

Type Eqpt Replacement

Useful Life 10

Category Eqpt Replacement

Priority 6-Planned

Status Active

Total Project Cost: \$35,000

Project #	FIRE-558
Project Name	EQPT REPLACE-FIRE PREVENTION VEHICLE

Description
Replacement of Fire Inspector's 2002 Vehicle. Acquired 3/18/02 \$20,385.94 Accum Dep: \$8,154

Justification

Expenditures	2011	2012	2013	2014	2015	Total
Furnishings/Equipment				35,000		35,000
Total				35,000		35,000

Funding Sources	2011	2012	2013	2014	2015	Total
Capital Equipment Certificates				26,846		26,846
Equipment Revolving Fund				8,154		8,154
Total				35,000		35,000

Capital Improvement Program

2011 *thru* 2015

City of Ramsey, Minnesota

Department Eqpt Replacement

Contact

Type Eqpt Replacement

Useful Life 10

Category Eqpt Replacement

Priority 6-Planned

Status Active

Total Project Cost: \$32,000

Project # FIRE-562
Project Name EQPT REPLACE-ASSISTANT FIRE CHIEF VEHICLE

Description

Replacement of Assistant Fire Chief's 1998 vehicle.
 Date Acquired: 5/28/99 \$26,000 Accum Dep: \$18,200
 Estimated useful life is 10 years.

Justification

Expenditures	2011	2012	2013	2014	2015	Total
Furnishings/Equipment	32,000					32,000
Total	32,000					32,000

Funding Sources	2011	2012	2013	2014	2015	Total
Equipment Revolving Fund	32,000					32,000
Total	32,000					32,000

Capital Improvement Program

2011 *thru* 2015

City of Ramsey, Minnesota

Department Eqpt Replacement

Contact

Type Equipment

Useful Life 15

Category Eqpt Replacement

Priority 6-Planned

Status Active

Total Project Cost: \$25,000

Project # FIRE-568
Project Name REPLACEMENT OF EXTRICATION TOOLS

Description

Replacement of Extrication Tools (Purchased in 2000)
 Estimated useful life is 15 years

Justification

Expenditures	2011	2012	2013	2014	2015	Total
Furnishings/Equipment					25,000	25,000
Total					25,000	25,000

Funding Sources	2011	2012	2013	2014	2015	Total
Capital Equipment Certificates					25,000	25,000
Total					25,000	25,000

Capital Improvement Program

2011 *thru* 2015

City of Ramsey, Minnesota

Department Eqpt Replacement

Contact

Type Equipment

Useful Life 2

Category Eqpt Replacement

Priority 6-Planned

Status Active

Total Project Cost: \$94,600

Project #	POL-311
Project Name	3 SQUADS FOR 2011

Description

Justification

Expenditures	2011	2012	2013	2014	2015	Total
Furnishings/Equipment	94,600					94,600
Total	94,600					94,600

Funding Sources	2011	2012	2013	2014	2015	Total
Equipment Revolving Fund	94,600					94,600
Total	94,600					94,600

Capital Improvement Program

2011 *thru* 2015

City of Ramsey, Minnesota

Department Eqpt Replacement

Contact

Type Equipment

Useful Life 2

Category Eqpt Replacement

Priority 6-Planned

Status Active

Total Project Cost: \$100,000

Project #	POL-312
Project Name	3 SQUADS FOR 2012

Description

Justification

Expenditures	2011	2012	2013	2014	2015	Total
Furnishings/Equipment		100,000				100,000
Total		100,000				100,000

Funding Sources	2011	2012	2013	2014	2015	Total
Capital Equipment Certificates		100,000				100,000
Total		100,000				100,000

Capital Improvement Program

2011 *thru* 2015

City of Ramsey, Minnesota

Department Eqpt Replacement

Contact

Type Equipment

Useful Life 2

Category Eqpt Replacement

Priority 6-Planned

Status Active

Total Project Cost: \$102,000

Project #	POL-313
Project Name	3 SQUADS FOR 2013

Description

Justification

Expenditures	2011	2012	2013	2014	2015	Total
Furnishings/Equipment			102,000			102,000
Total			102,000			102,000

Funding Sources	2011	2012	2013	2014	2015	Total
Capital Equipment Certificates			102,000			102,000
Total			102,000			102,000

Capital Improvement Program

2011 *thru* 2015

City of Ramsey, Minnesota

Department Eqpt Replacement

Contact

Type Equipment

Useful Life 2

Category Eqpt Replacement

Priority 6-Planned

Status Active

Total Project Cost: \$104,000

Project #	POL-314
Project Name	3 SQUADS FOR 2014

Description

Justification

Expenditures	2011	2012	2013	2014	2015	Total
Furnishings/Equipment				104,000		104,000
Total				104,000		104,000

Funding Sources	2011	2012	2013	2014	2015	Total
Capital Equipment Certificates				104,000		104,000
Total				104,000		104,000

Capital Improvement Program

2011 *thru* 2015

City of Ramsey, Minnesota

Department Eqpt Replacement

Contact

Type Eqpt Replacement

Useful Life 2

Category Eqpt Replacement

Priority 6-Planned

Status Active

Total Project Cost: \$106,000

Project #	POL-315
Project Name	3 SQUADS FOR 2015

Description	

Justification	

Expenditures	2011	2012	2013	2014	2015	Total
Furnishings/Equipment					106,000	106,000
Total					106,000	106,000

Funding Sources	2011	2012	2013	2014	2015	Total
Capital Equipment Certificates					106,000	106,000
Total					106,000	106,000

Capital Improvement Program

2011 *thru* 2015

City of Ramsey, Minnesota

Department Eqpt Replacement

Contact

Type Eqpt Replacement

Useful Life 3

Category Eqpt Replacement

Priority 6-Planned

Status Active

Total Project Cost: \$19,000

Project #	POL-351
Project Name	EQPT REPLACE-2005 FORD TAURUS

Description
2005 Ford Taurus \$19,928 Accum Dep: \$7,964
Unmarked - Police Chief -Way

Justification

Expenditures	2011	2012	2013	2014	2015	Total
Furnishings/Equipment			19,000			19,000
Total			19,000			19,000

Funding Sources	2011	2012	2013	2014	2015	Total
Capital Equipment Certificates			11,036			11,036
Equipment Revolving Fund			7,964			7,964
Total			19,000			19,000

Capital Improvement Program

2011 *thru* 2015

City of Ramsey, Minnesota

Department Eqpt Replacement

Contact

Type Eqpt Replacement

Useful Life 8

Category Eqpt Replacement

Priority 6-Planned

Status Active

Total Project Cost: \$20,000

Project # POL-352
Project Name EQPT REPLACE-2005 FORD TAURUS

Description
 2005 FORD TAURUS \$16,683.62 Accum Dep: \$8,342
 Unmarked - Investigations-Sgt Katers

Justification

Expenditures	2011	2012	2013	2014	2015	Total
Furnishings/Equipment			20,000			20,000
Total			20,000			20,000

Funding Sources	2011	2012	2013	2014	2015	Total
Capital Equipment Certificates			11,658			11,658
Equipment Revolving Fund			8,342			8,342
Total			20,000			20,000

Capital Improvement Program

2011 *thru* 2015

City of Ramsey, Minnesota

Department Eqpt Replacement

Contact

Type Eqpt Replacement

Useful Life 8

Category Eqpt Replacement

Priority 6-Planned

Status Active

Total Project Cost: \$32,500

Project #	POL-353
Project Name	EQPT REPLACE-2005 FORD F150 4X4

Description
2005 FORD F150 DATE ACQUIRED: 2/7/05 \$27,619.56 Accum Dep: \$13,810 Marked - Primary CSO Unit

Justification

Expenditures	2011	2012	2013	2014	2015	Total
Furnishings/Equipment		32,500				32,500
Total		32,500				32,500

Funding Sources	2011	2012	2013	2014	2015	Total
Capital Equipment Certificates		18,690				18,690
Equipment Revolving Fund		13,810				13,810
Total		32,500				32,500

Capital Improvement Program

2011 *thru* 2015

City of Ramsey, Minnesota

Department Eqpt Replacement

Contact

Type Eqpt Replacement

Useful Life 3

Category Eqpt Replacement

Priority 6-Planned

Status Active

Total Project Cost: \$37,000

Project #	POL-363
Project Name	EQPT REPLACE-2006 CROWN VIC-SRGT

Description
City Car

Justification

Expenditures	2011	2012	2013	2014	2015	Total
Furnishings/Equipment		37,000				37,000
Total		37,000				37,000

Funding Sources	2011	2012	2013	2014	2015	Total
Capital Equipment Certificates		37,000				37,000
Total		37,000				37,000

Capital Improvement Program

2011 *thru* 2015

City of Ramsey, Minnesota

Department Eqpt Replacement

Contact

Type Eqpt Replacement

Useful Life 8

Category Eqpt Replacement

Priority 6-Planned

Status Active

Total Project Cost: \$23,000

Project # POL-364
Project Name EQPT REPLACE-2006 CHEVY IMPALA

Description

Unmarked - Captain Dwyer

Justification

Expenditures	2011	2012	2013	2014	2015	Total
Furnishings/Equipment				23,000		23,000
Total				23,000		23,000

Funding Sources	2011	2012	2013	2014	2015	Total
Capital Equipment Certificates				23,000		23,000
Total				23,000		23,000

Capital Improvement Program

2011 *thru* 2015

City of Ramsey, Minnesota

Department Eqpt Replacement

Contact

Type Eqpt Replacement

Useful Life 8

Category Eqpt Replacement

Priority 6-Planned

Status Active

Total Project Cost: \$23,000

Project #	POL-365
Project Name	EQPT REPLACE-2006 CHEVY IMPALA

Description
Unmarked-Investigations-Stern

Justification

Expenditures	2011	2012	2013	2014	2015	Total
Furnishings/Equipment				23,000		23,000
Total				23,000		23,000

Funding Sources	2011	2012	2013	2014	2015	Total
Capital Equipment Certificates				23,000		23,000
Total				23,000		23,000

Capital Improvement Program

2011 *thru* 2015

City of Ramsey, Minnesota

Department Eqpt Replacement

Contact

Type Eqpt Replacement

Useful Life 10

Category Eqpt Replacement

Priority 6-Planned

Status Active

Total Project Cost: \$24,000

Project # PW-004
Project Name EQPT REPLACE-2004 PULL BEHIND PTO MOWER

Description

Landpride Flex Mower

Cost: \$10,873.71 Accum Dep: \$2,175

DATE ACQUIRED: 3/30/04

Justification

Expenditures	2011	2012	2013	2014	2015	Total
Furnishings/Equipment				24,000		24,000
Total				24,000		24,000

Funding Sources	2011	2012	2013	2014	2015	Total
Capital Equipment Certificates				21,825		21,825
Equipment Revolving Fund				2,175		2,175
Total				24,000		24,000

Capital Improvement Program

2011 *thru* 2015

City of Ramsey, Minnesota

Department Eqpt Replacement

Contact

Type Eqpt Replacement

Useful Life 5 Years

Category Eqpt Replacement

Priority 6-Planned

Status Active

Total Project Cost: \$20,000

Project #	PW-007
Project Name	EQPT REPLACE-2005 COPIER/SCANNER

Description
Date acquired May 2005

Justification
This piece of equipment has helped with conversion of paper documents to electronic format. It handles the largest plans. Advances in technology will require upgrade or replacement of this equipment.

Expenditures	2011	2012	2013	2014	2015	Total
Furnishings/Equipment		20,000				20,000
Total		20,000				20,000

Funding Sources	2011	2012	2013	2014	2015	Total
Capital Equipment Certificates		20,000				20,000
Total		20,000				20,000

Capital Improvement Program

2011 *thru* 2015

City of Ramsey, Minnesota

Department Eqpt Replacement

Contact

Type Eqpt Replacement

Useful Life 10

Category Eqpt Replacement

Priority 6-Planned

Status Active

Total Project Cost: \$45,000

Project #	PW-008
Project Name	EQPT REPLACE-2006 NEW MOWING PACKAGE

Description

Justification

Expenditures	2011	2012	2013	2014	2015	Total
Furnishings/Equipment		45,000				45,000
Total		45,000				45,000

Funding Sources	2011	2012	2013	2014	2015	Total
Capital Equipment Certificates		45,000				45,000
Total		45,000				45,000

Capital Improvement Program

2011 *thru* 2015

City of Ramsey, Minnesota

Department Eqpt Replacement

Contact

Type Eqpt Replacement

Useful Life 10

Category Eqpt Replacement

Priority 6-Planned

Status Active

Total Project Cost: \$50,000

Project #	PW-012
Project Name	EQPT REPLACE-ADDITIONAL TOOL CAT

Description

Justification
<p>The Tool cat is a versatile machine that can be used for sweeping trails, moving dirt with a bucket or backhoe attachment and other tasks. Growth of the City, street, trail & park system, will necessitate purchase of a second machine to enable completion of required tasks.</p>

Expenditures	2011	2012	2013	2014	2015	Total
Furnishings/Equipment		50,000				50,000
Total		50,000				50,000

Funding Sources	2011	2012	2013	2014	2015	Total
Capital Equipment Certificates		50,000				50,000
Total		50,000				50,000

Capital Improvement Program

2011 *thru* 2015

City of Ramsey, Minnesota

Department Eqpt Replacement

Contact

Type Eqpt Replacement

Useful Life 10

Category Eqpt Replacement

Priority 6-Planned

Status Active

Total Project Cost: \$90,000

Project # PW-013
Project Name EQPT REPLACE-ADD'L SIDEWALK MAINT MACHINE

Description

Justification

Expenditures	2011	2012	2013	2014	2015	Total
Furnishings/Equipment		90,000				90,000
Total		90,000				90,000

Funding Sources	2011	2012	2013	2014	2015	Total
Capital Equipment Certificates		90,000				90,000
Total		90,000				90,000

Capital Improvement Program

2011 *thru* 2015

City of Ramsey, Minnesota

Department Eqpt Replacement

Contact

Type Eqpt Replacement

Useful Life 10

Category Eqpt Replacement

Priority 6-Planned

Status Active

Total Project Cost: \$95,000

Project #	PW-014
Project Name	EQPT REPLACE-ADD'L MEGA MOWER

Description

Justification

Expenditures	2011	2012	2013	2014	2015	Total
Furnishings/Equipment					95,000	95,000
Total					95,000	95,000

Funding Sources	2011	2012	2013	2014	2015	Total
Capital Equipment Certificates					95,000	95,000
Total					95,000	95,000

Capital Improvement Program

2011 *thru* 2015

City of Ramsey, Minnesota

Department Eqpt Replacement

Contact

Type Eqpt Replacement

Useful Life 10

Category Eqpt Replacement

Priority 6-Planned

Status Active

Total Project Cost: \$28,000

Project #	PW-402
Project Name	EQPT REPLACE-ENGINEER VEHICLE 2

Description
DATE ACQUIRED: 8/19/05

Justification

Expenditures	2011	2012	2013	2014	2015	Total
Furnishings/Equipment					28,000	28,000
Total					28,000	28,000

Funding Sources	2011	2012	2013	2014	2015	Total
Capital Equipment Certificates					25,200	25,200
Equipment Revolving Fund					2,800	2,800
Total					28,000	28,000

Capital Improvement Program

2011 *thru* 2015

City of Ramsey, Minnesota

Department Eqpt Replacement

Contact

Type Eqpt Replacement

Useful Life 20 Years

Category Eqpt Replacement

Priority 6-Planned

Status Active

Total Project Cost: \$75,000

Project # PW-611
Project Name EQPT REPLACE-1984 JOHN DEERE TRACTOR 4x4

Description
 Cost \$18,739.51 Accum Dep: \$18,740
 DATE ACQUIRED: 11/1/84

Justification

Expenditures	2011	2012	2013	2014	2015	Total
Furnishings/Equipment		75,000				75,000
Total		75,000				75,000

Funding Sources	2011	2012	2013	2014	2015	Total
Capital Equipment Certificates		56,260				56,260
Equipment Revolving Fund		18,740				18,740
Total		75,000				75,000

Capital Improvement Program

2011 *thru* 2015

City of Ramsey, Minnesota

Department Eqpt Replacement

Contact

Type Eqpt Replacement

Useful Life 12

Category Eqpt Replacement

Priority 6-Planned

Status Active

Total Project Cost: \$125,000

Project #	PW-612
Project Name	EQPT REPLACE-1984 ELGIN SWEEPER

Description
Old sweeper wrote off previously - Refurbished \$9,419.86 Accum Dep:\$4,710
DATE ACQUIRED: 5/9/01

Justification

Expenditures	2011	2012	2013	2014	2015	Total
Furnishings/Equipment		125,000				125,000
Total		125,000				125,000

Funding Sources	2011	2012	2013	2014	2015	Total
Capital Equipment Certificates		120,290				120,290
Equipment Revolving Fund		4,710				4,710
Total		125,000				125,000

Capital Improvement Program

2011 *thru* 2015

City of Ramsey, Minnesota

Department Eqpt Replacement

Contact

Type Eqpt Replacement

Useful Life 20 Years

Category Eqpt Replacement

Priority 6-Planned

Status Active

Total Project Cost: \$22,000

Project # PW-619
Project Name EQPT REPLACE-1991 CHIPPER

Description
 1991 Brush Bandit
 DATE ACQUIRED: 10/31/91 Cost\$14,800 Accum Dep: \$11,100

Justification

Expenditures	2011	2012	2013	2014	2015	Total
Furnishings/Equipment		22,000				22,000
Total		22,000				22,000

Funding Sources	2011	2012	2013	2014	2015	Total
Capital Equipment Certificates		10,900				10,900
Equipment Revolving Fund		11,100				11,100
Total		22,000				22,000

Capital Improvement Program

2011 *thru* 2015

City of Ramsey, Minnesota

Department Eqpt Replacement

Contact

Type Eqpt Replacement

Useful Life 8

Category Eqpt Replacement

Priority 6-Planned

Status Active

Total Project Cost: \$23,000

Project #	PW-622
Project Name	EQPT REPLACE-1998 MULE

Description
1998 Mule Ball Machine Cost: \$11,163.62 Accum Dep: \$ 5,954 DATE ACQUIRED: 4/10/98

Justification

Expenditures	2011	2012	2013	2014	2015	Total
Furnishings/Equipment				23,000		23,000
Total				23,000		23,000

Funding Sources	2011	2012	2013	2014	2015	Total
Capital Equipment Certificates				17,046		17,046
Equipment Revolving Fund				5,954		5,954
Total				23,000		23,000

Capital Improvement Program

2011 *thru* 2015

City of Ramsey, Minnesota

Department Eqpt Replacement

Contact

Type Eqpt Replacement

Useful Life 10

Category Eqpt Replacement

Priority 6-Planned

Status Active

Total Project Cost: \$45,000

Project # PW-627
Project Name EQPT REPLACE-1997 2x4 1 TON TRUCK

Description
 1997 FORD F350
 DATE ACQUIRED: 12/12/97 \$25,849.18 Accum Dep: \$23,264

Justification

Expenditures	2011	2012	2013	2014	2015	Total
Furnishings/Equipment		45,000				45,000
Total		45,000				45,000

Funding Sources	2011	2012	2013	2014	2015	Total
Capital Equipment Certificates		21,736				21,736
Equipment Revolving Fund		23,264				23,264
Total		45,000				45,000

Capital Improvement Program

2011 *thru* 2015

City of Ramsey, Minnesota

Department Eqpt Replacement

Contact

Type Eqpt Replacement

Useful Life 12

Category Eqpt Replacement

Priority 6-Planned

Status Active

Total Project Cost: \$120,000

Project #	PW-632
Project Name	EQPT REPLACE-1999 STERLING SNOWPLOW TRUCK

Description
DATE ACQUIRED: 5/26/99: Truck: \$27971.40 Dump & Plow: R32,306.79 Accum Depr Funded by Equipment Replace Fund: \$42,195

Justification

Expenditures	2011	2012	2013	2014	2015	Total
Furnishings/Equipment		120,000				120,000
Total		120,000				120,000

Funding Sources	2011	2012	2013	2014	2015	Total
Capital Equipment Certificates		77,805				77,805
Equipment Revolving Fund		42,195				42,195
Total		120,000				120,000

Capital Improvement Program

2011 *thru* 2015

City of Ramsey, Minnesota

Department Eqpt Replacement

Contact

Type Eqpt Replacement

Useful Life 8

Category Eqpt Replacement

Priority 6-Planned

Status Active

Total Project Cost: \$20,000

Project #	PW-635
Project Name	EQPT REPLACE-2001 JOHN DEERE MOWER

Description
John Deere 72" Mower Cost: \$12,013.42 Accum Dep: \$6,007 DATE ACQUIRED: 7/25/01

Justification

Expenditures	2011	2012	2013	2014	2015	Total
Furnishings/Equipment		20,000				20,000
Total		20,000				20,000

Funding Sources	2011	2012	2013	2014	2015	Total
Capital Equipment Certificates		13,993				13,993
Equipment Revolving Fund		6,007				6,007
Total		20,000				20,000

Capital Improvement Program

2011 *thru* 2015

City of Ramsey, Minnesota

Department Eqpt Replacement

Contact

Type Eqpt Replacement

Useful Life 12

Category Eqpt Replacement

Priority 6-Planned

Status Active

Total Project Cost: \$130,000

Project # PW-636
Project Name EQPT REPLACE-2002 SNOWPLOW TRUCK

Description

DATE ACQUIRED: 7/30/02 Truck & Plow: \$95,375,.43 Accum Depr: \$38,150

Justification

Expenditures	2011	2012	2013	2014	2015	Total
Furnishings/Equipment				130,000		130,000
Total				130,000		130,000

Funding Sources	2011	2012	2013	2014	2015	Total
Capital Equipment Certificates				91,850		91,850
Equipment Revolving Fund				38,150		38,150
Total				130,000		130,000

Capital Improvement Program

2011 *thru* 2015

City of Ramsey, Minnesota

Department Eqpt Replacement

Contact

Type Eqpt Replacement

Useful Life 10

Category Eqpt Replacement

Priority 6-Planned

Status Active

Total Project Cost: \$45,000

Project #	PW-637
Project Name	EQPT REPLACE-2002 3/4 TON TRUCK 4x4

Description
DATE ACQUIRED: 5/2/02: 2002 Chev Silverado \$27,808.20 Accum Depr: \$11,123

Justification

Expenditures	2011	2012	2013	2014	2015	Total
Furnishings/Equipment			45,000			45,000
Total			45,000			45,000

Funding Sources	2011	2012	2013	2014	2015	Total
Capital Equipment Certificates			33,877			33,877
Equipment Revolving Fund			11,123			11,123
Total			45,000			45,000

Capital Improvement Program

2011 *thru* 2015

City of Ramsey, Minnesota

Department Eqpt Replacement

Contact

Type Eqpt Replacement

Useful Life 10

Category Eqpt Replacement

Priority 6-Planned

Status Active

Total Project Cost: \$35,000

Project # PW-638
Project Name EQPT REPLACE-ENGINEERING VEHICLE

Description

DATE ACQUIRED: 5/28/03 2003 Chev Silverado: \$23,205.79 Accum Depr: \$6,962

Justification

Expenditures	2011	2012	2013	2014	2015	Total
Furnishings/Equipment			35,000			35,000
Total			35,000			35,000

Funding Sources	2011	2012	2013	2014	2015	Total
Capital Equipment Certificates			28,038			28,038
Equipment Revolving Fund			6,962			6,962
Total			35,000			35,000

Capital Improvement Program

2011 *thru* 2015

City of Ramsey, Minnesota

Department Eqpt Replacement

Contact

Type Eqpt Replacement

Useful Life 8

Category Eqpt Replacement

Priority 6-Planned

Status Active

Total Project Cost: \$20,000

Project #	PW-639
Project Name	EQPT REPLACE-2003 MULE

Description
DATE ACQUIRED: 7/8/03 Mule 3000 \$11,441.30 Accum Depr: \$3,432

Justification

Expenditures	2011	2012	2013	2014	2015	Total
Furnishings/Equipment		20,000				20,000
Total		20,000				20,000

Funding Sources	2011	2012	2013	2014	2015	Total
Capital Equipment Certificates		16,568				16,568
Equipment Revolving Fund		3,432				3,432
Total		20,000				20,000

Capital Improvement Program

2011 *thru* 2015

City of Ramsey, Minnesota

Department Eqpt Replacement

Contact

Type Eqpt Replacement

Useful Life 10

Category Eqpt Replacement

Priority 6-Planned

Status Active

Total Project Cost: \$55,000

Project #	PW-640
Project Name	EQPT REPLACE-2003 1 TON TRUCK 4x4

Description
DATE ACQUIRED: 6/30/03 2003 Ford 350 W/Plow: \$47,388.66 Accum Depr: \$14,217

Justification

Expenditures	2011	2012	2013	2014	2015	Total
Furnishings/Equipment			55,000			55,000
Total			55,000			55,000

Funding Sources	2011	2012	2013	2014	2015	Total
Capital Equipment Certificates			40,783			40,783
Equipment Revolving Fund			14,217			14,217
Total			55,000			55,000

Capital Improvement Program

2011 *thru* 2015

City of Ramsey, Minnesota

Department Eqpt Replacement

Contact

Type Eqpt Replacement

Useful Life 10

Category Eqpt Replacement

Priority 6-Planned

Status Active

Total Project Cost: \$100,000

Project #	PW-643
Project Name	EQPT REPLACE-2004 MEGA MOWER

Description
DATE ACQUIRED: 2/27/04 2004 Toro Mega Mower: \$82,510.73 Accum Depr: \$16,502

Justification

Expenditures	2011	2012	2013	2014	2015	Total
Furnishings/Equipment				100,000		100,000
Total				100,000		100,000

Funding Sources	2011	2012	2013	2014	2015	Total
Capital Equipment Certificates				83,498		83,498
Equipment Revolving Fund				16,502		16,502
Total				100,000		100,000

Capital Improvement Program

2011 *thru* 2015

City of Ramsey, Minnesota

Department Eqpt Replacement

Contact

Type Eqpt Replacement

Useful Life 10

Category Eqpt Replacement

Priority 6-Planned

Status Active

Total Project Cost: \$51,500

Project #	PW-645
Project Name	EQPT REPLACE-2004 TOOL CAT

Description
DATE ACQUIRED: 4/6/04: Bobcat Tool Sidewalk Machine: \$42,057.96 Accum Depr: \$8,412

Justification

Expenditures	2011	2012	2013	2014	2015	Total
Furnishings/Equipment				51,500		51,500
Total				51,500		51,500

Funding Sources	2011	2012	2013	2014	2015	Total
Capital Equipment Certificates				43,088		43,088
Equipment Revolving Fund				8,412		8,412
Total				51,500		51,500

Capital Improvement Program

2011 *thru* 2015

City of Ramsey, Minnesota

Department Eqpt Replacement

Contact

Type Eqpt Replacement

Useful Life 10

Category Eqpt Replacement

Priority 6-Planned

Status Active

Total Project Cost: \$47,000

Project # PW-651
Project Name EQPT REPLACE-2005 3/4 TON TRUCK 4x4 W/PLOW

Description
 DATE ACQUIRED: 4/19/05 2005 CHEVROLET SILVERADO: \$34,261 A/D: \$3,426

Justification

Expenditures	2011	2012	2013	2014	2015	Total
Furnishings/Equipment					47,000	47,000
Total					47,000	47,000

Funding Sources	2011	2012	2013	2014	2015	Total
Capital Equipment Certificates					43,574	43,574
Equipment Revolving Fund					3,426	3,426
Total					47,000	47,000

Capital Improvement Program

2011 *thru* 2015

City of Ramsey, Minnesota

Department Eqpt Replacement

Contact

Type Eqpt Replacement

Useful Life 10

Category Eqpt Replacement

Priority 6-Planned

Status Active

Total Project Cost: \$50,000

Project # PW-652
Project Name EQPT REPLACE-2005 UTILITY TRUCK


Description

Justification

Expenditures	2011	2012	2013	2014	2015	Total
Furnishings/Equipment					50,000	50,000
Total					50,000	50,000

Funding Sources	2011	2012	2013	2014	2015	Total
Sewer Utility Fund					25,000	25,000
Water Utility Fund					25,000	25,000
Total					50,000	50,000

THIS PAGE INTENTIONALLY BLANK



MUNICIPAL BUILDING

THIS PAGE INTENTIONALLY BLANK

City of Ramsey, Minnesota
Capital Improvement Program
 2011 thru 2015

PROJECTS BY CATEGORY

Category	Project#	Priority	2011	2012	2013	2014	Includes Future Projects 2015	Total
Municipal Building								
Community Center Construction	04-BLDG-002	6				4,000,000		4,000,000
Old Town Hall Restoration	08-BLDG-005	6					221,300	221,300
Sprinkler System @ Fire Station #1	10-BLDG-004	6	20,000					20,000
Municipal Parking Ramp Extension	11-BLDG-001	6	4,500,000					4,500,000
Commuter Rail Station	11-BLDG-002	6		15,000,000				15,000,000
Municipal Building Total			4,520,000	15,000,000		4,000,000	221,300	23,741,300
GRAND TOTAL			4,520,000	15,000,000		4,000,000	221,300	23,741,300

Capital Improvement Program

2011 *thru* 2015

City of Ramsey, Minnesota

Department Municipal Buildings

Contact Unassigned

Type Buildings

Useful Life 50 Years

Category Municipal Building

Priority 6-Planned

Status Active

Total Project Cost: \$4,000,000

Project # 04-BLDG-002
Project Name Community Center Construction

Description

The Community Center would include recreational areas such as a swimming pool, gym, etc. It would also include meeting rooms for various organizations to hold banquets, monthly meetings, etc.

Justification

Per public consensus, the need for a Community Center is a justified expenditure of public financing. Currently, Ramsey residents must leave the City limits and drive a considerable distance to get to such a facility.

Expenditures	2011	2012	2013	2014	2015	Total
Building Cost/Construction				4,000,000		4,000,000
Total				4,000,000		4,000,000

Funding Sources	2011	2012	2013	2014	2015	Total
GO Bonding				4,000,000		4,000,000
Total				4,000,000		4,000,000

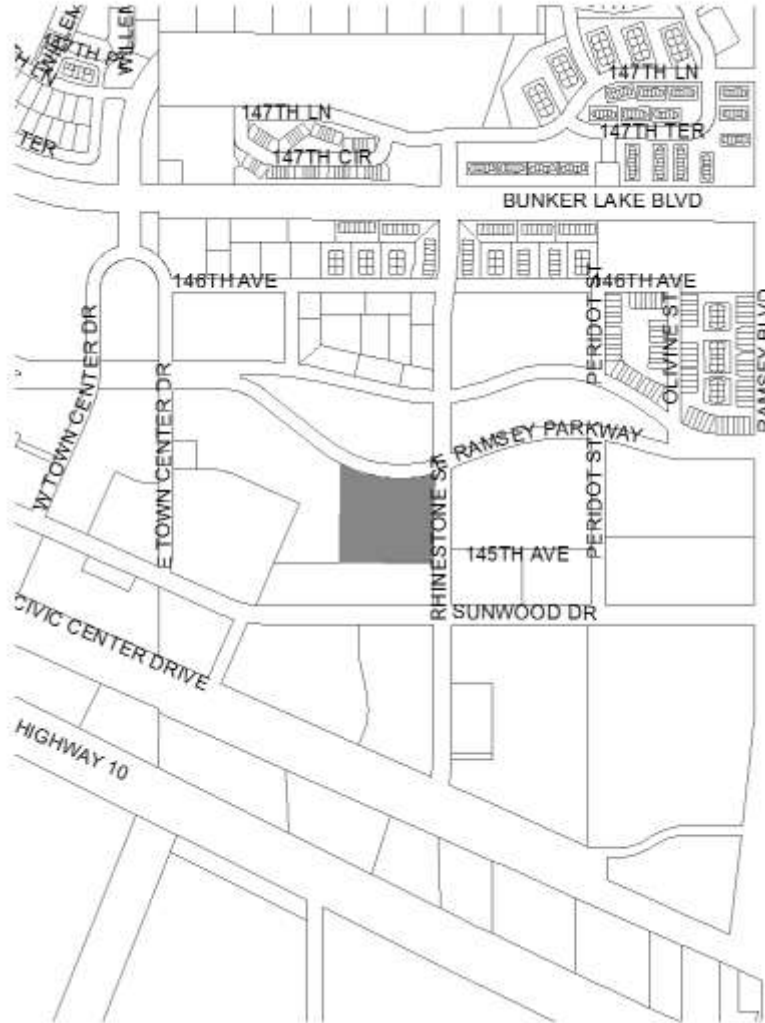
Capital Improvement Program
City of Ramsey, Minnesota

2011 *thru* 2015

Department Municipal Buildings

Contact Unassigned

Project #	04-BLDG-002
Project Name	Community Center Construction



Capital Improvement Program

2011 *thru* 2015

City of Ramsey, Minnesota

Department Municipal Buildings

Contact

Type Improvement

Useful Life 25

Category Municipal Building

Priority 6-Planned

Status Active

Total Project Cost: \$221,300

Project #	08-BLDG-005
Project Name	Old Town Hall Restoration

Description

Old Town Hall Restoration:

Option 1: Move Old Town Hall to Hwy 47 & 142nd St. SW Corner.
 \$125,000 Const Cost
 \$ 50,000 Site/foundation
 \$ 20,000 furnishing/equip

 \$195,000

Option 2: Improve private access street to public standard.
 \$125,000 Const Cost
 \$ 20,000 ROW
 \$ 56,300 Road Construction
 \$ 20,000 Furn/equip

 \$221,300

Justification

Old Town Hall is a city facility that is in need of restoration completion. Options include moving it from the site to a park or restoring on the site, creating parking, upgrading private access road to public standard.

Expenditures	2011	2012	2013	2014	2015	Total
Building Cost/Construction					125,000	125,000
Improvements Other than Build					76,300	76,300
Furnishings/Equipment					20,000	20,000
Total					221,300	221,300

Funding Sources	2011	2012	2013	2014	2015	Total
To Be Determined					221,300	221,300
Total					221,300	221,300

Capital Improvement Program
City of Ramsey, Minnesota

2011 *thru* 2015

Department Municipal Buildings
Contact

Project # **08-BLDG-005**
Project Name **Old Town Hall Restoration**



Capital Improvement Program

2011 *thru* 2015

City of Ramsey, Minnesota

Department Municipal Buildings

Contact

Type Improvement

Useful Life 20 Years

Category Municipal Building

Priority 6-Planned

Status Active

Total Project Cost: \$20,000

Project #	10-BLDG-004
Project Name	Sprinkler System @ Fire Station #1

Description	
Hookup on-site municipal water to building and install sprinkler system for entire building.	

Justification	
Municipal water is on site with municipal well.	

Expenditures	2011	2012	2013	2014	2015	Total
Building Cost/Construction	15,000					15,000
Improvements Other than Build	5,000					5,000
Total	20,000					20,000

Funding Sources	2011	2012	2013	2014	2015	Total
Facility Fund	20,000					20,000
Total	20,000					20,000

Capital Improvement Program

2011 thru 2015

City of Ramsey, Minnesota

Department Municipal Buildings

Contact

Project # 10-BLDG-004
Project Name Sprinkler System @ Fire Station #1



Capital Improvement Program

2011 *thru* 2015

City of Ramsey, Minnesota

Department Municipal Buildings

Contact

Type Buildings

Useful Life 25

Category Municipal Building

Priority 6-Planned

Status Active

Total Project Cost: \$4,500,000

Project #	11-BLDG-001
Project Name	Municipal Parking Ramp Extension

Description	
This project will expand the capacity of the municipal parking lot from a capacity of 590 to 790 vehicles.	

Justification	
The city has received a grant that will fund 80% of the cost of the expansion. Additional capacity will be required to meet the demand for parking generated by the rail station and COR development.	

Expenditures	2011	2012	2013	2014	2015	Total
Building Cost/Construction	4,500,000					4,500,000
Total	4,500,000					4,500,000

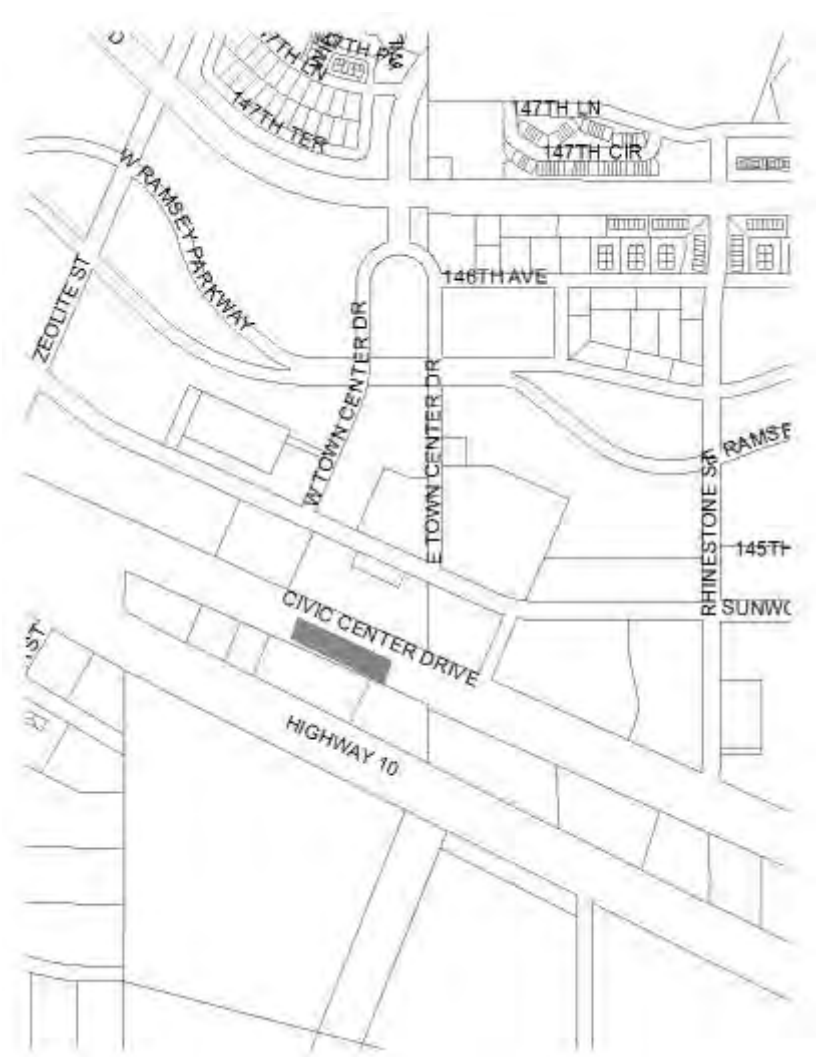
Funding Sources	2011	2012	2013	2014	2015	Total
Grants and Aids	3,600,000					3,600,000
Tax Increment Fund #1	900,000					900,000
Total	4,500,000					4,500,000

Capital Improvement Program
City of Ramsey, Minnesota

2011 *thru* 2015

Department Municipal Buildings
Contact

Project #	11-BLDG-001
Project Name	Municipal Parking Ramp Extension



Capital Improvement Program

2011 *thru* 2015

City of Ramsey, Minnesota

Department Municipal Buildings

Contact

Type Buildings

Useful Life 25

Category Municipal Building

Priority 6-Planned

Status Active

Total Project Cost: \$15,000,000

Project #	11-BLDG-002
Project Name	Commuter Rail Station

Description

This project consists of the construction of a rail station to service the COR as a stop on the NorthStar Commuter Rail Line.

Justification

A stop on the NorthStar Commuter Rail Line will be a significant transportation advantage to the citizens of Ramsey and an economic stimulus to the COR development.

Expenditures	2011	2012	2013	2014	2015	Total
Building Cost/Construction		15,000,000				15,000,000
Total		15,000,000				15,000,000

Funding Sources	2011	2012	2013	2014	2015	Total
GO Bonding		3,200,000				3,200,000
Grants and Aids		11,800,000				11,800,000
Total		15,000,000				15,000,000

Capital Improvement Program
City of Ramsey, Minnesota

2011 *thru* 2015


Department Municipal Buildings

Contact

Project #	11-BLDG-002
Project Name	Commuter Rail Station



THIS PAGE INTENTIONALLY BLANK



PARK IMPROVEMENT

THIS PAGE INTENTIONALLY BLANK

City of Ramsey, Minnesota
Capital Improvement Program
 2011 thru 2015

PROJECTS BY CATEGORY

Category	Project#	Priority	2011	2012	2013	2014	Includes Future Projects	
							2015	Total
Park Improvement								
Elmcrest Creek Trail to Central Park	04-PARK-002	5					225,000	225,000
Elmcrest Park Entrance & Signage	04-PARK-003	6				50,000		50,000
Ford Brook Park Playground Equipment	04-PARK-006	6			70,000			70,000
Lake Itasca Community Park	04-PARK-007	6		400,000	400,000	400,000		1,200,000
Trott Brook Trail Corridor	04-PARK-014	5					4,015,000	4,015,000
Drinking Fountains	06-PARK-002	6	7,000	7,000	7,000	7,000		28,000
Shelter & Restroom Facilities	06-PARK-003	6	40,000					40,000
Community Building & Playground for Elmcrest Park	06-PARK-005	6	500,000					500,000
Redevelopment of Central Park	06-PARK-008	6	135,000			500,000		635,000
Irrigation for Titterud Park	06-PARK-010	6					76,000	76,000
Observation boardwalk - Lake Itasca	06-PARK-011	6				40,000		40,000
Rabbit Park Phase Two	06-PARK-012	6				125,000		125,000
Peltzer Park Connections	06-PARK-013	6				40,000		40,000
Observation deck on the Mississippi east Dolomite	06-PARK-015	6			35,000			35,000
Mississippi River Park Development-Bridge location	06-PARK-016	5					750,000	750,000
Redevelopment of Hunters Hill	06-PARK-017	5					500,000	500,000
Trail Connections	06-PARK-019	6		750,000	400,000			1,150,000
Village Square Commons	07-PARK-001	5					3,000,000	3,000,000
Landscape Improvements for Parks	08-PARK-001	6	10,000	5,000	5,000	5,000	5,000	30,000
Mississippi River Regional Trail	08-PARK-002	6			800,000	500,000		1,300,000
Lake Ramsey Park	08-PARK-004	6			3,631,000			3,631,000
Rhinestone Commons	08-PARK-005	6	150,000		1,200,000			1,350,000
North Commons	08-PARK-006	5					545,000	545,000
Downtown Commons	08-PARK-007	6			20,000			20,000
Pedestrian Bridge over Th10 and BNSF RR	08-PARK-008	6				2,000,000		2,000,000
Multi-Sports Facility	09-PARK-001	6			475,000			475,000
Park Security Enhancements	11-PARK-001	6	15,000					15,000
Alpine Park Winter Facilities	11-PARK-003	6					2,500,000	2,500,000
Park Improvement Total			857,000	1,162,000	7,043,000	3,667,000	11,616,000	24,345,000
GRAND TOTAL			857,000	1,162,000	7,043,000	3,667,000	11,616,000	24,345,000

Capital Improvement Program

2011 *thru* 2015

City of Ramsey, Minnesota

Department Park Improvements

Contact Unassigned

Type Improvement

Useful Life 50 Years

Category Park Improvement

Priority 5 Future Consideration

Status Future Consideration

Total Project Cost: \$225,000

Project #	04-PARK-002
Project Name	Elmcrest Creek Trail to Central Park

Description

This trail would link Elmcrest Park to Central Park, the neighborhoods in between, and provide off-roadway trail experience within central Ramsey.

Justification

This trail development may be concurrent with development east of Central Park. Connecting the two community parks would reduce the need to replicate some facilities in both locations. The construction of the trail will coincide with residents subdividing their lots east of Ramsey Blvd, along the county ditch.

Expenditures	2011	2012	2013	2014	2015	Total
Improvements Other than Build					225,000	225,000
Total					225,000	225,000

Funding Sources	2011	2012	2013	2014	2015	Total
Landfill Trust Fund					75,000	75,000
Park Improvement Trust Fund					150,000	150,000
Total					225,000	225,000

Capital Improvement Program
City of Ramsey, Minnesota

2011 *thru* 2015

Department Park Improvements

Contact Unassigned

Project # 04-PARK-002

Project Name Elmcrest Creek Trail to Central Park



Capital Improvement Program

2011 *thru* 2015

City of Ramsey, Minnesota

Department Park Improvements

Contact Unassigned

Type Improvement

Useful Life 20 Years

Category Park Improvement

Priority 6-Planned

Status Active

Total Project Cost: \$50,000

Project #	04-PARK-003
Project Name	Elmcrest Park Entrance & Signage

Description

Entrance signing would consist of a sign and landscaping sited near the Quicksilver entrance timed with that areas redevelopment and street construction.

Justification

The 100+ acre community park warrants an attractive entrance monument with landscape. Plus, it is expected there will be events where in thousands of out-of-Ramsey visitors may only know Ramsey from their experience at Elmcrest Park.

Expenditures	2011	2012	2013	2014	2015	Total
Improvements Other than Build				50,000		50,000
Total				50,000		50,000

Funding Sources	2011	2012	2013	2014	2015	Total
Park Improvement Trust Fund				50,000		50,000
Total				50,000		50,000

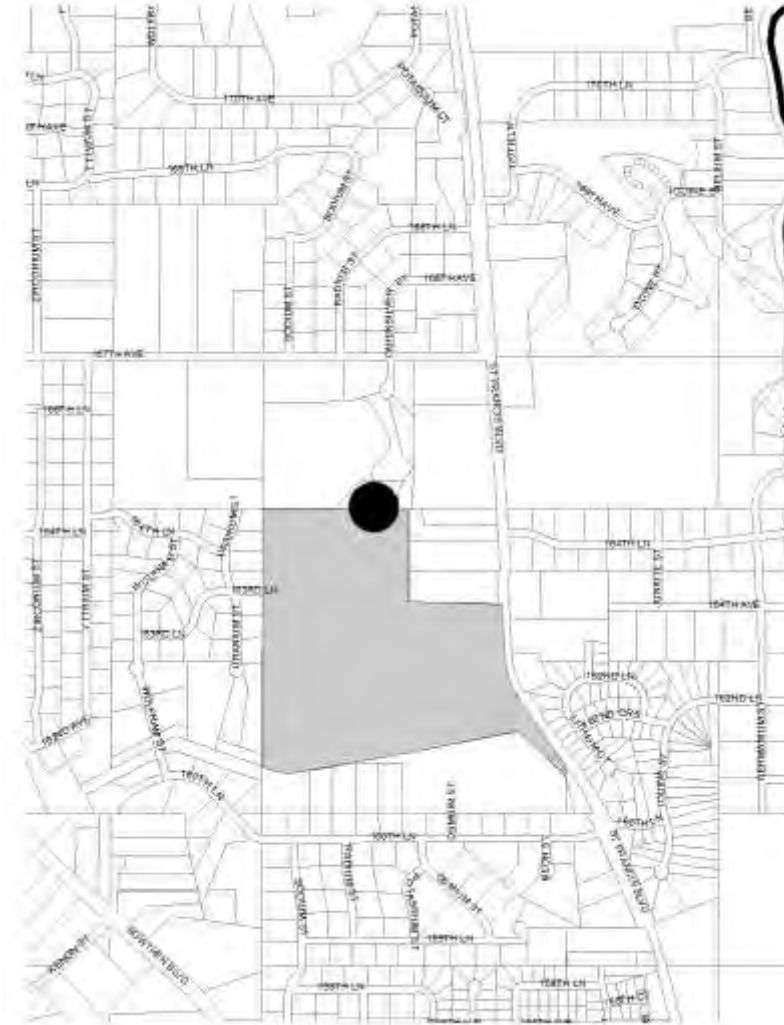
Capital Improvement Program
City of Ramsey, Minnesota

2011 thru 2015

Department Park Improvements

Contact Unassigned

Project # 04-PARK-003
Project Name Elmcrest Park Entrance & Signage



Capital Improvement Program

2011 *thru* 2015

City of Ramsey, Minnesota

Department Park Improvements

Contact Unassigned

Type Improvement

Useful Life 20 Years

Category Park Improvement

Priority 6-Planned

Status Active

Total Project Cost: \$70,000

Project #	04-PARK-006
Project Name	Ford Brook Park Playground Equipment

Description

Ford Brook Park is north of CR 27, east of TH 47 and borders Nowthen. The new playground would be within walking distance of about 100 existing homes.

Justification

The City has remained on a schedule of replacing existing play structures with ones that meet the Consumer Products Safety Commission guidelines for safety. This also results in a contemporary playground with more play value. Burn's Township may be asked to participate financially.

Expenditures	2011	2012	2013	2014	2015	Total
Improvements Other than Build			70,000			70,000
Total			70,000			70,000

Funding Sources	2011	2012	2013	2014	2015	Total
City of Nowthen			20,000			20,000
Park Improvement Trust Fund			50,000			50,000
Total			70,000			70,000

Capital Improvement Program
City of Ramsey, Minnesota

2011 *thru* 2015

Department Park Improvements

Contact Unassigned

Project # 04-PARK-006

Project Name Ford Brook Park Playground Equipment



Capital Improvement Program

2011 *thru* 2015

City of Ramsey, Minnesota

Department Park Improvements

Contact Unassigned

Type Improvement

Useful Life 50 Years

Category Park Improvement

Priority 6-Planned

Status Active

Total Project Cost: \$1,200,000

Project #	04-PARK-007
Project Name	Lake Itasca Community Park

Description

This project is intended to expand the existing, undeveloped Lake Itasca Park south to Alpine Drive, east of the lake to the west line of the adjacent subdivision. In addition, athletic fields may be suited south of Alpine Drive, east of Puma Street.

Justification

Properties south of Alpine Drive, both east and west of Puma Street are proposed for development. It is this development that would provide the necessary park dedication funds for the first phase of construction, as well as contributing increased recreational demand.

Expenditures	2011	2012	2013	2014	2015	Total
Improvements Other than Build		400,000	400,000	400,000		1,200,000
Total		400,000	400,000	400,000		1,200,000

Funding Sources	2011	2012	2013	2014	2015	Total
Park Improvement Trust Fund		400,000	400,000	400,000		1,200,000
Total		400,000	400,000	400,000		1,200,000

Capital Improvement Program
City of Ramsey, Minnesota

2011 *thru* 2015

Department Park Improvements

Contact Unassigned

Project # 04-PARK-007
Project Name Lake Itasca Community Park



Capital Improvement Program

2011 *thru* 2015

City of Ramsey, Minnesota

Department Park Improvements

Contact Unassigned

Type Improvement

Useful Life 20 Years

Category Park Improvement

Priority 5 Future Consideration

Status Future Consideration

Total Project Cost: \$4,015,000

Project #	04-PARK-014
Project Name	Trott Brook Trail Corridor

Description

The Trott Brook Trail Corridor extends from Elk River's Youth Athletic Complex near Jarvis Street and follows the brook easterly to Rum River Central Park about six miles away. The project would involve continued acquisition of scenic and trail easements, boardwalk and trail construction and natural resource enhancements.

Justification

This trail project would be predicated on significant planning leading up to construction and likely involve a Master Plan, as well as receiving grant monies for funding. The land around the brook is the largest and most contiguous undeveloped natural area within Ramsey. The City presently has about half of the land acquired (through Park Dedications and a LCCMR grant) to construct this trail.

Expenditures	2011	2012	2013	2014	2015	Total
Improvements Other than Build					4,015,000	4,015,000
Total					4,015,000	4,015,000

Funding Sources	2011	2012	2013	2014	2015	Total
Grants and Aids					4,000,000	4,000,000
Landfill Trust Fund					15,000	15,000
Total					4,015,000	4,015,000

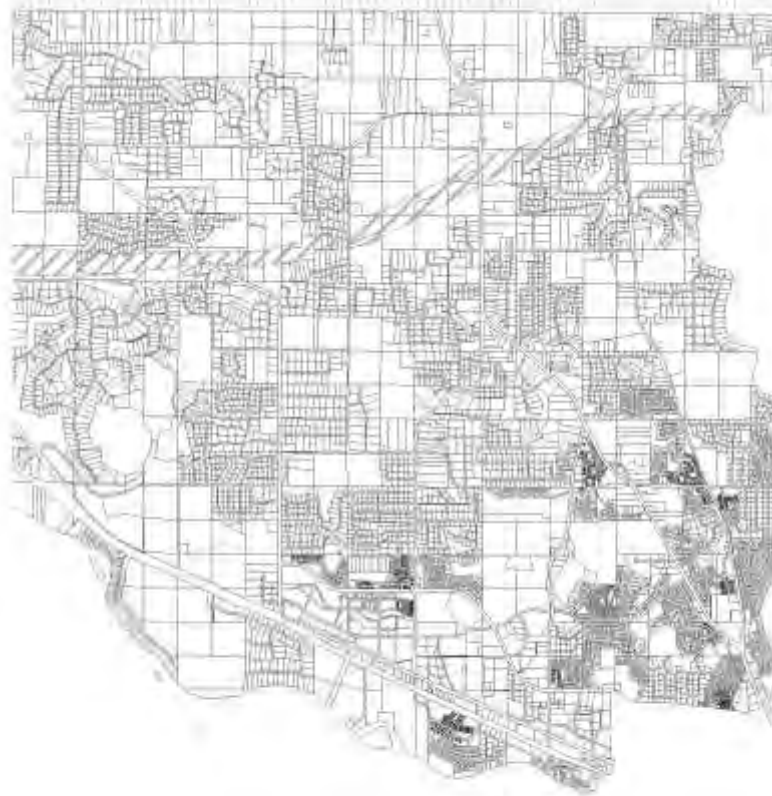
Capital Improvement Program
City of Ramsey, Minnesota

2011 *thru* 2015

Department Park Improvements

Contact Unassigned

Project #	04-PARK-014
Project Name	Trott Brook Trail Corridor



Capital Improvement Program

2011 *thru* 2015

City of Ramsey, Minnesota

Department Park Improvements

Contact

Project # 06-PARK-002
Project Name Drinking Fountains

Type Improvement

Useful Life 20 Years

Category Park Improvement

Priority 6-Planned

Status Active

Total Project Cost: \$42,000

Description

Installation of drinking fountains with pet water availability and misting stations in parks with municipal water availability.

Riverdale Park 2011; Woodland Green Park 2012; Rhinestone Commons 2013; Bear Park 2014.

Justification

Drinking water - especially for active use areas and trail connecting points is very popular. In addition, residents and dog walkers have expressed appreciation for the pet stations.

Prior	Expenditures	2011	2012	2013	2014	2015	Total
14,000	Improvements Other than Build	7,000	7,000	7,000	7,000		28,000
Total	Total	7,000	7,000	7,000	7,000		28,000

Prior	Funding Sources	2011	2012	2013	2014	2015	Total
14,000	Park Improvement Trust Fund	7,000	7,000	7,000	7,000		28,000
Total	Total	7,000	7,000	7,000	7,000		28,000

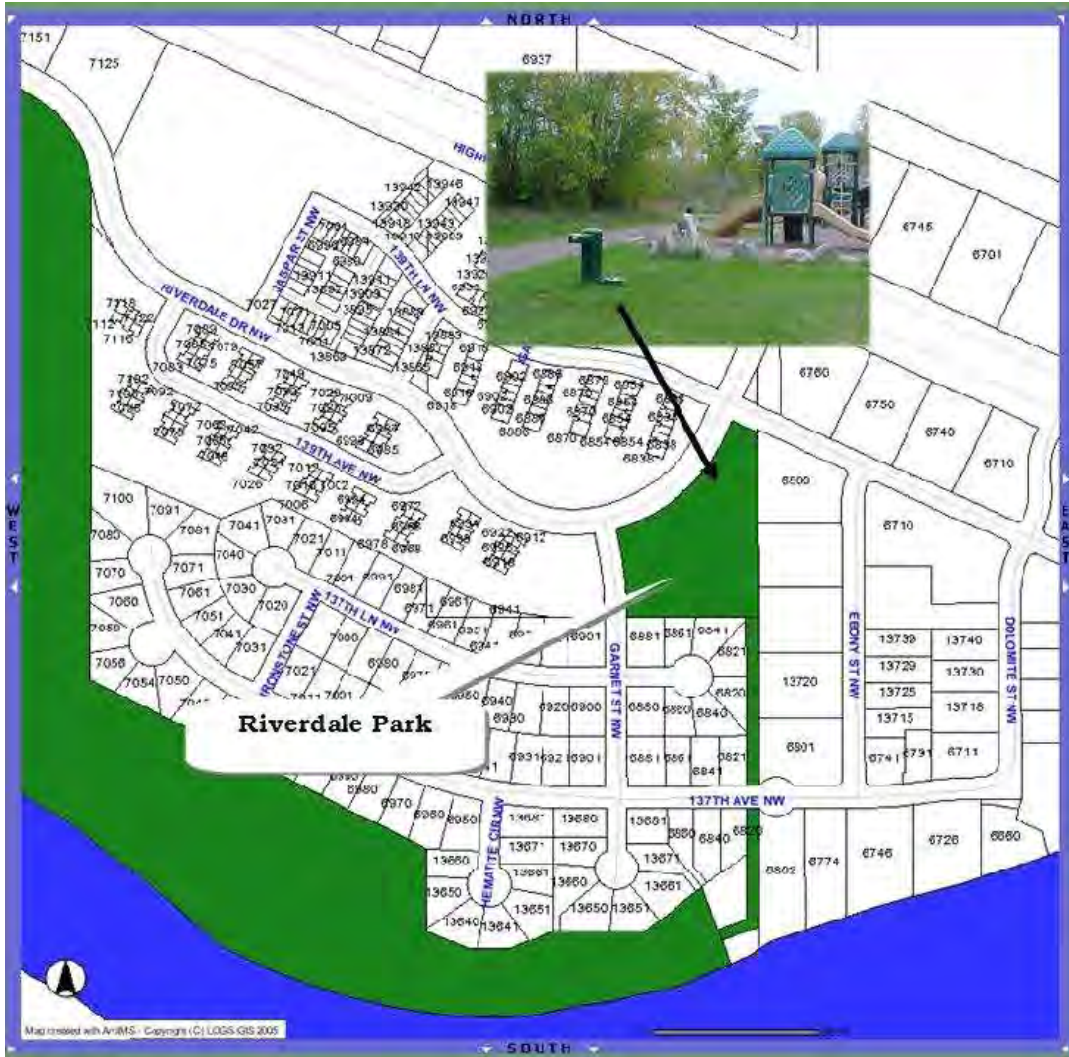
Capital Improvement Program
City of Ramsey, Minnesota

2011 thru 2015

Department Park Improvements

Contact

Project # **06-PARK-002**
Project Name **Drinking Fountains**



Capital Improvement Program

2011 *thru* 2015

City of Ramsey, Minnesota

Department Park Improvements

Contact

Type Buildings

Useful Life 50 Years

Category Park Improvement

Priority 6-Planned

Status Active

Total Project Cost: \$40,000

Project #	06-PARK-003
Project Name	Shelter & Restroom Facilities

Description

Permanent restroom facility in each of the high use parks. This is planned for Riverdale Park.

Justification

This endeavor would result in a permanent restroom facility in higher use parks and replace the plastic rental units.

The rental unit's cost approximately \$75 per month in the neighborhood parks, and about \$300 per month in the community parks. This particular restroom is also a local match for the Mississippi River Trail grant project (Anoka's King Island to Mississippi West Park.)

Expenditures	2011	2012	2013	2014	2015	Total
Building Cost/Construction	40,000					40,000
Total	40,000					40,000

Funding Sources	2011	2012	2013	2014	2015	Total
Park Improvement Trust Fund	40,000					40,000
Total	40,000					40,000

Capital Improvement Program
City of Ramsey, Minnesota

2011 thru 2015

Department Park Improvements

Contact

Project # **06-PARK-003**
Project Name **Shelter & Restroom Facilities**



Capital Improvement Program

2011 *thru* 2015

City of Ramsey, Minnesota

Department Park Improvements

Contact

Type Buildings

Useful Life 50 Years

Category Park Improvement

Priority 6-Planned

Status Active

Total Project Cost: \$500,000

Project #	06-PARK-005
Project Name	Community Building & Playground for Elmcrest Park

Description

Elmcrest Park multi-use building. Proposed joint project with the Ramsey Lions, youth athletic association, and other group(s).

Justification

Elmcrest Park will need a multi-use building, which includes certain site improvements such as water service, septic, landscape and irrigation with storage for the athletic groups using the facility. Sewer service will be extended when sewer lines are available.

The project is estimated at \$500,000. \$250,00 is intended to represent the city's share of a proposed joint project with a philanthropic group. Careful design consideration will be required to ensure that the building will meet all of the community needs. Some design monies may be required in this process, prior to bidding.

Expenditures	2011	2012	2013	2014	2015	Total
Building Cost/Construction	500,000					500,000
Total	500,000					500,000

Funding Sources	2011	2012	2013	2014	2015	Total
Park Improvement Trust Fund	250,000					250,000
To Be Determined	250,000					250,000
Total	500,000					500,000

Capital Improvement Program
City of Ramsey, Minnesota

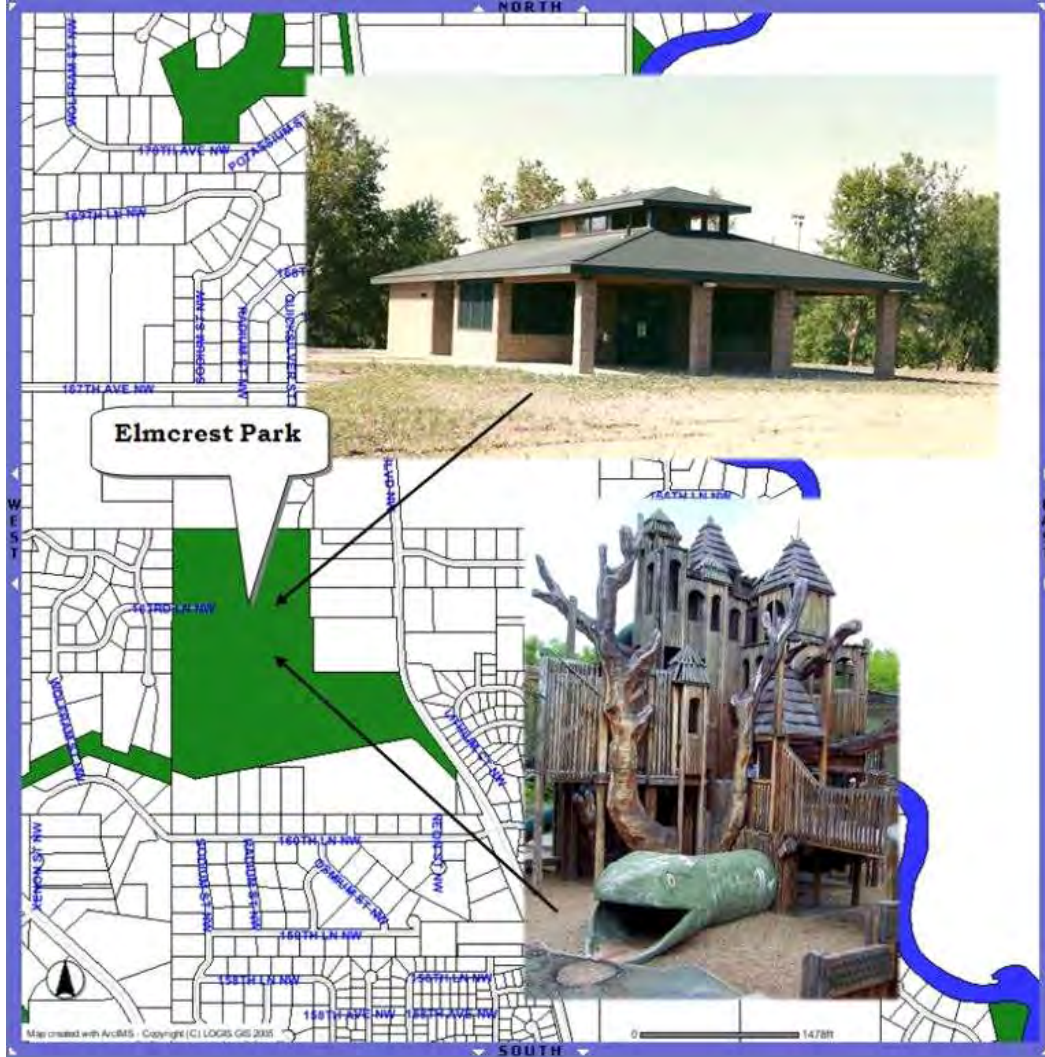
2011 *thru* 2015

Department Park Improvements

Contact

Project # **06-PARK-005**

Project Name **Community Building & Playground for Elmcrest Park**



Capital Improvement Program

2011 *thru* 2015

City of Ramsey, Minnesota

Department Park Improvements

Contact

Type Improvement

Useful Life 20 Years

Category Park Improvement

Priority 6-Planned

Status Active

Total Project Cost: \$635,000

Project #	06-PARK-008
Project Name	Redevelopment of Central Park

Description

The drive to the Park Center building would be extended to connect to Yolite Street and the proposed land use of the 35 acres east of the park. This project is being divided into two projects. For 2011 this consists of the extension of the parkway and outlet to the east. Projected for 2014 will be the installation of curbing and removal of the post and cable vehicle barriers around the parking lots. The cost of the 2011 program is \$135,000.

Justification

Additional parking would occur along this new one way drive parkway, and some parking may be considered where the underutilized sedimentation basin currently exists, or this basin may be used for the adjoining land use, with the new parking occurring to the east.

Expenditures	2011	2012	2013	2014	2015	Total
Improvements Other than Build	135,000			500,000		635,000
Total	135,000			500,000		635,000

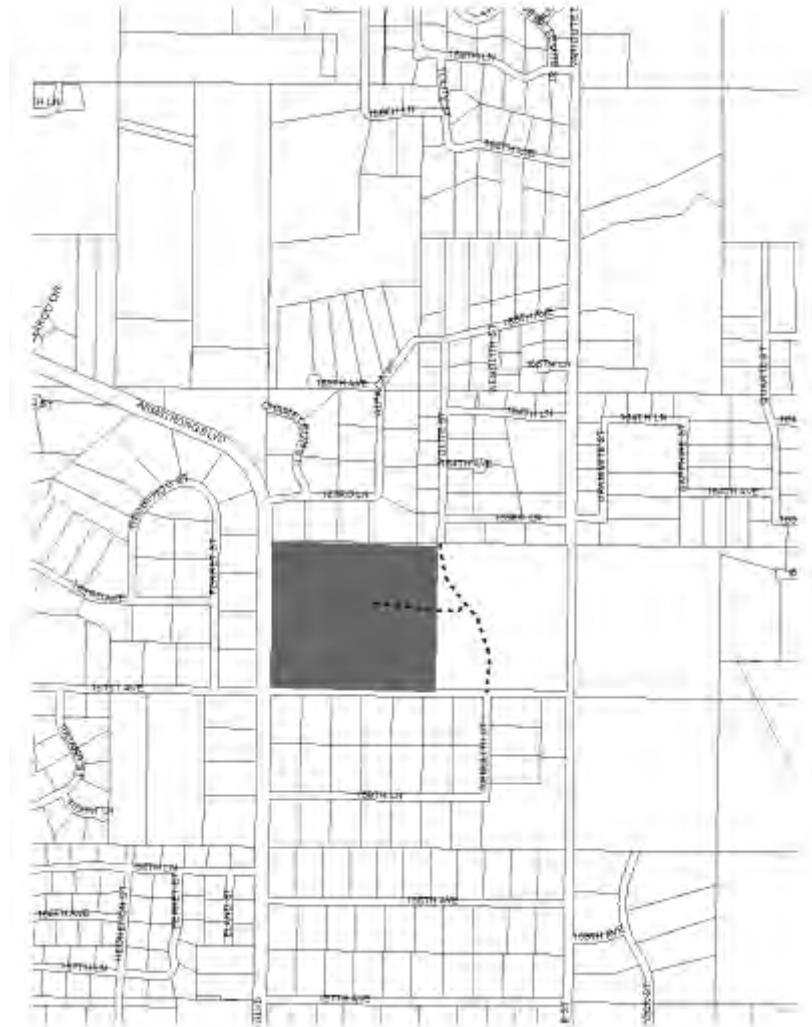
Funding Sources	2011	2012	2013	2014	2015	Total
Park Improvement Trust Fund	135,000			250,000		385,000
Youth Association				250,000		250,000
Total	135,000			500,000		635,000

Capital Improvement Program
City of Ramsey, Minnesota

2011 *thru* 2015

Department Park Improvements
Contact

Project # **06-PARK-008**
Project Name **Redevelopment of Central Park**



Capital Improvement Program

2011 *thru* 2015

City of Ramsey, Minnesota

Department Park Improvements

Contact

Type Improvement

Useful Life 20 Years

Category Park Improvement

Priority 6-Planned

Status Active

Total Project Cost: \$76,000

Project #	06-PARK-010
Project Name	Irrigation for Titterud Park

Description

Underground irrigation & 160 GPM well.

If municipal water is available, cost may be less.

Justification

Irrigation should be considered for this 13.5 acre park, and a part of this is the evaluation of a well versus connection to a municipal watermain. Both have advantages. The \$40,000 represents the underground irrigation portion.

A 160 GPM well may cost about \$18,000.

Expenditures	2011	2012	2013	2014	2015	Total
Improvements Other than Build					76,000	76,000
Total					76,000	76,000

Funding Sources	2011	2012	2013	2014	2015	Total
Park Improvement Trust Fund					76,000	76,000
Total					76,000	76,000

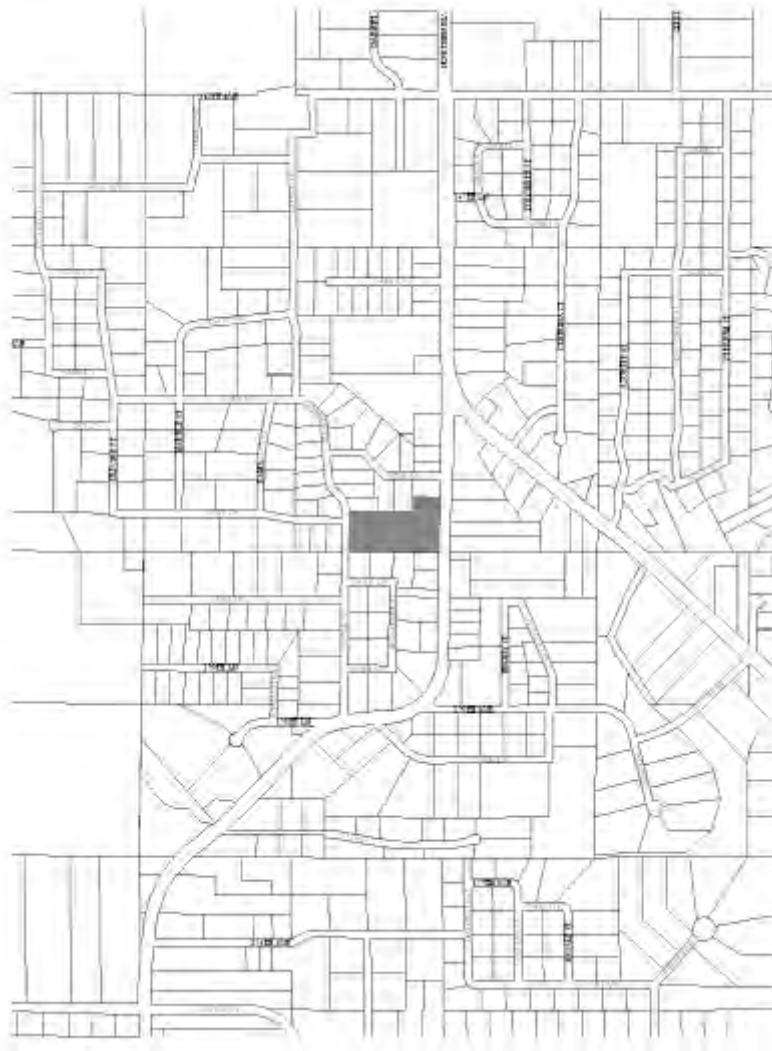
Capital Improvement Program
City of Ramsey, Minnesota

2011 thru 2015

Department Park Improvements

Contact

Project #	06-PARK-010
Project Name	Irrigation for Titterud Park



Capital Improvement Program

2011 *thru* 2015

City of Ramsey, Minnesota

Department Park Improvements

Contact

Type Improvement

Useful Life 20 Years

Category Park Improvement

Priority 6-Planned

Status Active

Total Project Cost: \$40,000

Project #	06-PARK-011
Project Name	Observation boardwalk - Lake Itasca

Description
Boardwalk in the southeast portion of the open water wetland.

Justification
Lake Itasca is an important destination for migratory waterfowl and other wetland fauna. A boardwalk in the southeast portion of the open water wetland will invite trail users to experience this and provides direct contact with the lake.
In addition, an observation area with seating (similar to the one in Wetland #114P), provides a point of relaxation on the several mile-long Lake Itasca Trail.
The construction would be done by in-house forces (including Department of Corrections forces) - thereby saving 60% of potential costs.

Expenditures	2011	2012	2013	2014	2015	Total
Improvements Other than Build				40,000		40,000
Total				40,000		40,000

Funding Sources	2011	2012	2013	2014	2015	Total
Lawful Gambling Fund				40,000		40,000
Total				40,000		40,000

Capital Improvement Program
City of Ramsey, Minnesota

2011 thru 2015

Department Park Improvements

Contact

Project # 06-PARK-011

Project Name Observation boardwalk - Lake Itasca



Capital Improvement Program

2011 *thru* 2015

City of Ramsey, Minnesota

Department Park Improvements

Contact

Project # 06-PARK-012
Project Name Rabbit Park Phase Two

Type Improvement

Useful Life 20 Years

Category Park Improvement

Priority 6-Planned

Status Active

Total Project Cost: \$125,000

Description

Well and underground irrigation.

Landscape improvements and an ag-lime infield for the ballfield.

Justification

Rabbit Park is a 5-acre neighborhood park with very basic features. The park's greatest need is irrigation. Therefore, the primary component of the proposed phase two project is a well and underground irrigation.

Landscape improvements would complete this project.

Expenditures	2011	2012	2013	2014	2015	Total
Improvements Other than Build				125,000		125,000
Total				125,000		125,000

Funding Sources	2011	2012	2013	2014	2015	Total
Park Improvement Trust Fund				125,000		125,000
Total				125,000		125,000

Capital Improvement Program
City of Ramsey, Minnesota

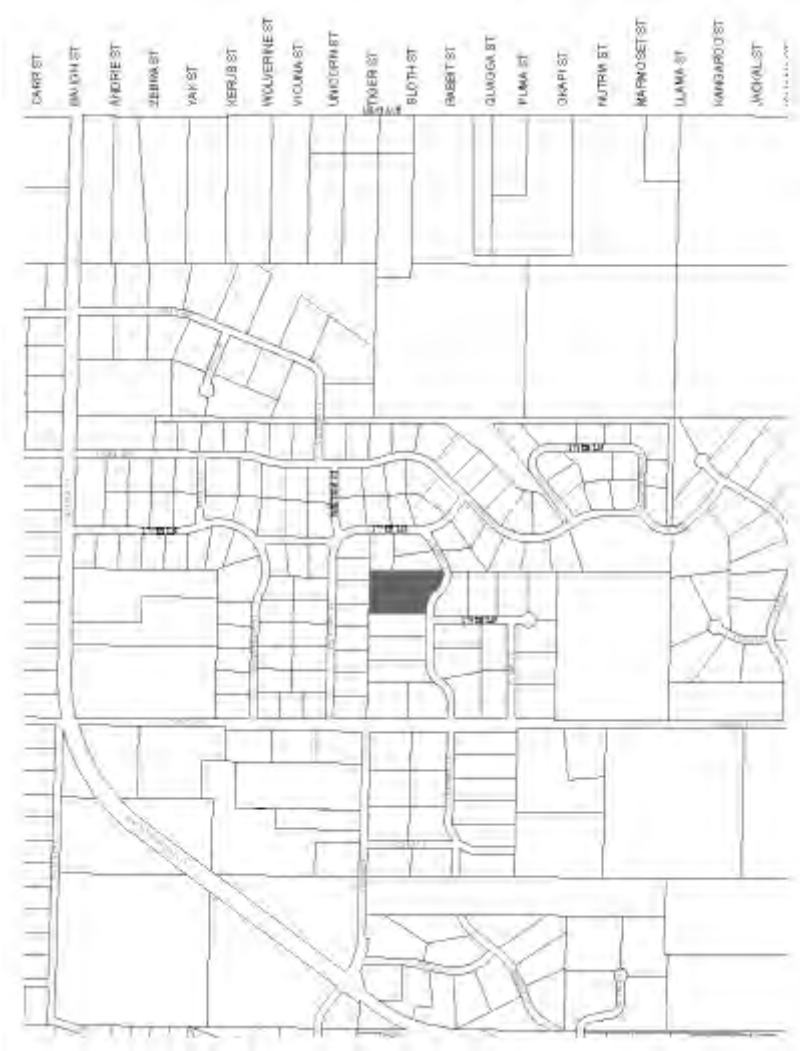
2011 *thru* 2015

Department Park Improvements

Contact

Project # **06-PARK-012**

Project Name **Rabbit Park Phase Two**



Capital Improvement Program

2011 *thru* 2015

City of Ramsey, Minnesota

Department Park Improvements

Contact

Type Improvement

Useful Life 20 Years

Category Park Improvement

Priority 6-Planned

Status Active

Total Project Cost: \$40,000

Project #	06-PARK-013
Project Name	Peltzer Park Connections

Description	
Extending the access trail to the play equipment - around the cul de sac easterly to right-of-way on 148th Lane.	

Justification	
This connection will provide a connection for the residents of Regency Ponds to the playground equipment at Peltzer Park.	

Expenditures	2011	2012	2013	2014	2015	Total
Improvements Other than Build				40,000		40,000
Total				40,000		40,000

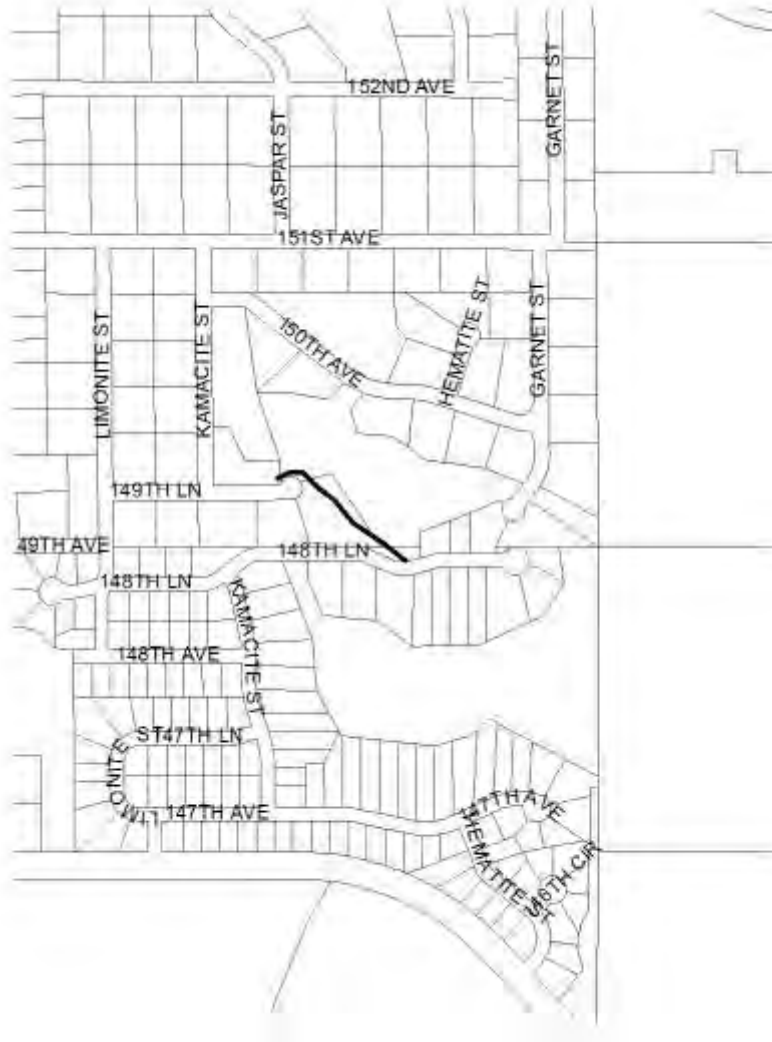
Funding Sources	2011	2012	2013	2014	2015	Total
Park Improvement Trust Fund				40,000		40,000
Total				40,000		40,000

Capital Improvement Program
City of Ramsey, Minnesota

2011 thru 2015

Department Park Improvements
Contact

Project # 06-PARK-013
Project Name Peltzer Park Connections



Capital Improvement Program

2011 *thru* 2015

City of Ramsey, Minnesota

Department Park Improvements

Contact

Type Improvement

Useful Life 20 Years

Category Park Improvement

Priority 6-Planned

Status Active

Total Project Cost: \$35,000

Project #	06-PARK-015
Project Name	Observation deck on the Mississippi east Dolomite

Description

On the south side of Riverdale Drive, east of Dolomite exists a storm water discharge point to the river. This project discusses an observation deck at the top of the bluff over the existing storm sewer easement, concurrent with the development of the land there.

Justification

This access may provide improved maintenance to the storm outlet, but the primary value would be to maintain contact with the river by residents for the remarkable view, and as a rest point along the National Mississippi River Trail.

This project may be combined with development of adjacent property.

Expenditures	2011	2012	2013	2014	2015	Total
Improvements Other than Build			35,000			35,000
Total			35,000			35,000

Funding Sources	2011	2012	2013	2014	2015	Total
Lawful Gambling Fund			35,000			35,000
Total			35,000			35,000

Capital Improvement Program
City of Ramsey, Minnesota

2011 *thru* 2015

Department Park Improvements

Contact

Project # **06-PARK-015**
Project Name **Observation deck on the Mississippi east Dolomite**



Capital Improvement Program

2011 *thru* 2015

City of Ramsey, Minnesota

Department Park Improvements

Contact

Type Improvement

Useful Life 20 Years

Category Park Improvement

Priority 5 Future Consideration

Status Future Consideration

Total Project Cost: \$750,000

Project #	06-PARK-016
Project Name	Mississippi River Park Development-Bridge location

Description

This neighborhood park is proposed in the general vicinity of the proposed bridge crossing, along the banks of the river. The park would consist of the usual park amenities, as well as open space that may be shared with adjoining new and existing residential land use.

The funding and the timing of the park development would be concurrent with the subdivision of the land.

This park may also serve as a trailhead for a trail (to be built with the bridge construction), that will connect Hennepin County, and the Three Rivers Park District.

Justification

Expenditures	2011	2012	2013	2014	2015	Total
Improvements Other than Build					750,000	750,000
Total					750,000	750,000

Funding Sources	2011	2012	2013	2014	2015	Total
Park Improvement Trust Fund					750,000	750,000
Total					750,000	750,000

Capital Improvement Program
City of Ramsey, Minnesota

2011 *thru* 2015

Department Park Improvements
Contact

Project #	06-PARK-016
Project Name	Mississippi River Park Development-Bridge location



Capital Improvement Program

2011 *thru* 2015

City of Ramsey, Minnesota

Department Park Improvements

Contact

Type Improvement

Useful Life 20 Years

Category Park Improvement

Priority 5 Future Consideration

Status Future Consideration

Total Project Cost: \$500,000

Project # 06-PARK-017

Project Name Redevelopment of Hunters Hill

Description

Concurrent with any redevelopment of the subdivisions around the existing Hunters Hill Park would be an opportunity to bring improvements to the underutilized Hunters Hill Park. The funding would be from any new units shared. Open space connections within a redeveloped area may also be considered.

Justification

Should redevelopment occur in this area; it is likely densities will greatly increase. This, coupled with the commercial and light industrial uses in the area will create the need for a lunch break destination - as well the residential recreational demand.

Expenditures	2011	2012	2013	2014	2015	Total
Improvements Other than Build					500,000	500,000
Total					500,000	500,000

Funding Sources	2011	2012	2013	2014	2015	Total
Park Improvement Trust Fund					500,000	500,000
Total					500,000	500,000

Capital Improvement Program

2011 *thru* 2015

City of Ramsey, Minnesota

Department Park Improvements

Contact

Type Improvement

Useful Life 20 Years

Category Park Improvement

Priority 6-Planned

Status Active

Total Project Cost: \$1,150,000

Project # 06-PARK-019

Project Name Trail Connections

Description

This project consists of the installation of several high priority connections linking segments of the city's trail system.

-CR#83 from 167th Lane to Alpine Drive to Lake Itasca (2012)

-Hwy 47 from Trott Brook Cemetery to Elmcrest Park Trail (2013)

Justification

The increase demand in use of the city's trail system requires the continued development of the trail system.

Resident requests for improved trail system connections are reflected in these priority projects. The trails will also move people off high speed roadways and improve transportation and safety.

Expenditures	2011	2012	2013	2014	2015	Total
Improvements Other than Build		750,000	400,000			1,150,000
Total		750,000	400,000			1,150,000

Funding Sources	2011	2012	2013	2014	2015	Total
Park Improvement Trust Fund		675,000	360,000			1,035,000
Trail Fees		75,000	40,000			115,000
Total		750,000	400,000			1,150,000

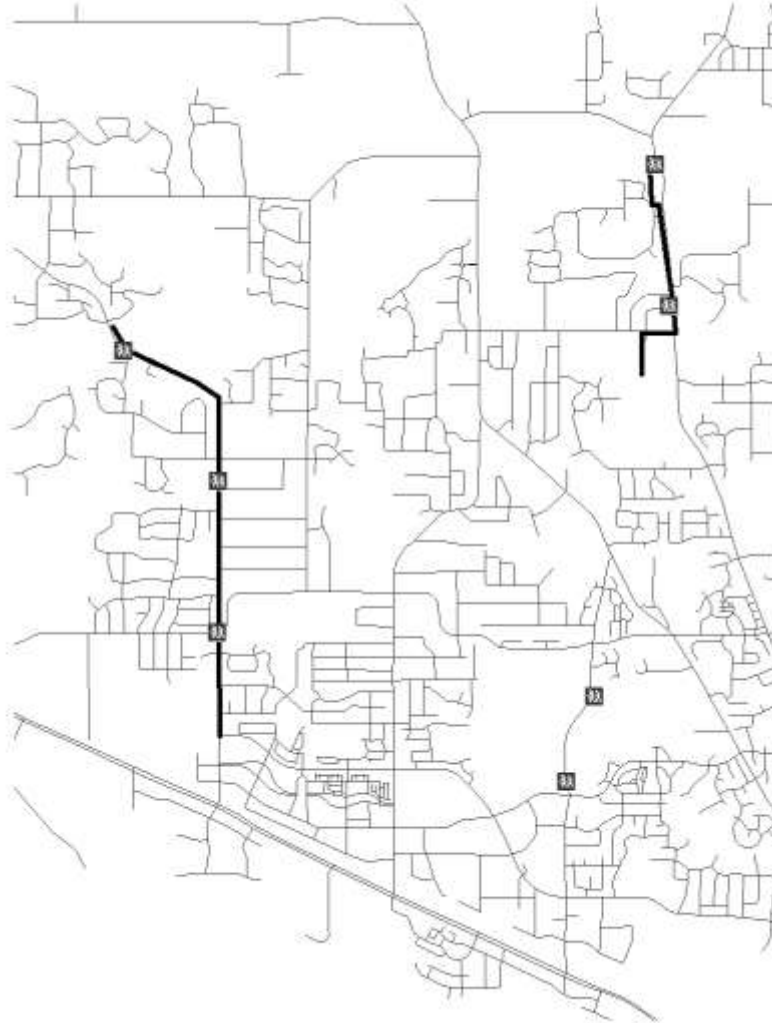
Capital Improvement Program
City of Ramsey, Minnesota

2011 *thru* 2015

Department Park Improvements

Contact

Project #	06-PARK-019
Project Name	Trail Connections



Capital Improvement Program

2011 *thru* 2015

City of Ramsey, Minnesota

Department Park Improvements

Contact

Type Improvement

Useful Life 20 Years

Category Park Improvement

Priority 5 Future Consideration

Status Future Consideration

Total Project Cost: \$3,000,000

Project #	07-PARK-001
Project Name	Village Square Commons

Description

Development of the 2-acre Village Square Commons in the COR

Justification

This urban park-space may be the most prominent park space within the COR - due to its visibility along Sunwood Drive, and its relationship to the Municipal Center and transit hub.

Expenditures	2011	2012	2013	2014	2015	Total
Improvements Other than Build					3,000,000	3,000,000
Total					3,000,000	3,000,000

Funding Sources	2011	2012	2013	2014	2015	Total
GO Bonding					2,700,000	2,700,000
Grants and Aids					300,000	300,000
Total					3,000,000	3,000,000

Capital Improvement Program
City of Ramsey, Minnesota

2011 thru 2015

Department Park Improvements

Contact

Project #	07-PARK-001
Project Name	Village Square Commons



Capital Improvement Program

2011 *thru* 2015

City of Ramsey, Minnesota

Department Park Improvements

Contact

Type Improvement

Useful Life 20 Years

Category Park Improvement

Priority 6-Planned

Status Active

Total Project Cost: \$30,000

Project #	08-PARK-001
Project Name	Landscape Improvements for Parks

Description	
Purchase landscape materials for installation in parks by volunteers.	

Justification	
The City can leverage improvements by working with volunteer groups that will plant the materials supplied by the City.	

Expenditures	2011	2012	2013	2014	2015	Total
Improvements Other than Build	10,000	5,000	5,000	5,000	5,000	30,000
Total	10,000	5,000	5,000	5,000	5,000	30,000

Funding Sources	2011	2012	2013	2014	2015	Total
Park Improvement Trust Fund	10,000	5,000	5,000	5,000	5,000	30,000
Total	10,000	5,000	5,000	5,000	5,000	30,000

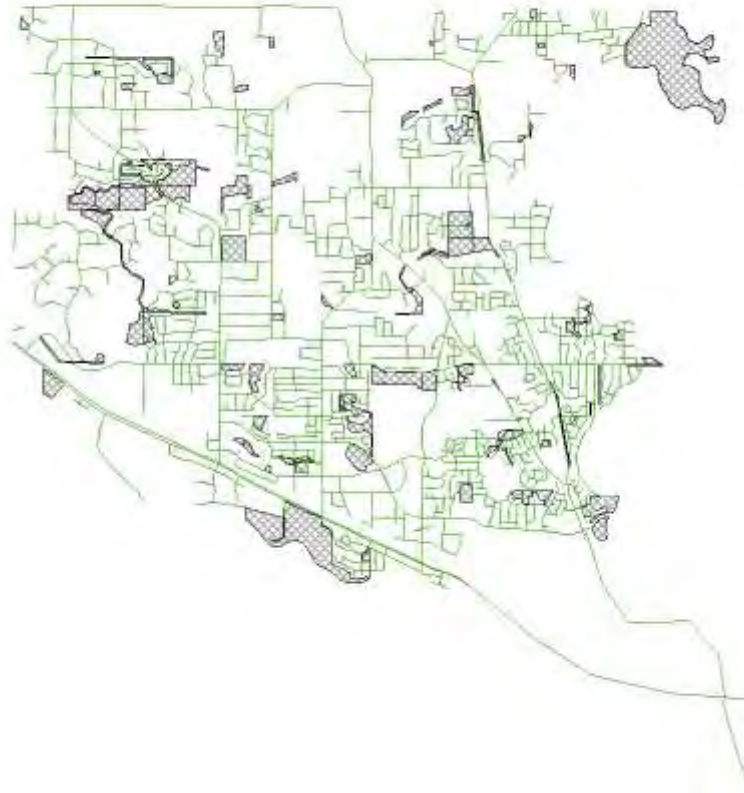
Capital Improvement Program
City of Ramsey, Minnesota

2011 *thru* 2015

Department Park Improvements

Contact

Project #	08-PARK-001
Project Name	Landscape Improvements for Parks



Capital Improvement Program

2011 *thru* 2015

City of Ramsey, Minnesota

Department Park Improvements

Contact

Type Improvement

Useful Life 20 Years

Category Park Improvement

Priority 6-Planned

Status Active

Total Project Cost: \$1,300,000

Project # 08-PARK-002
Project Name Mississippi River Regional Trail

Description

This trail will parallel the Mississippi River from Elk River to Anoka, passing through Mississippi West Regional Park. Trail connections are being completed that connect Ramsey to the Twin Cities - and south to Hastings as part of the National Mississippi River Trail.

The 2013 work will construct the trail from Anoka to Mississippi West Park. The 2014 work will construct the trail from Mississippi River West Park to the city of Elk River limits.

Justification

A detailed feasibility study has been prepared. The total project is estimated at \$1,300,000. The project may require special appropriation from the legislature.

Expenditures	2011	2012	2013	2014	2015	Total
Improvements Other than Build			800,000	500,000		1,300,000
Total			800,000	500,000		1,300,000

Funding Sources	2011	2012	2013	2014	2015	Total
Grants and Aids			800,000	400,000		1,200,000
Park Improvement Trust Fund				100,000		100,000
Total			800,000	500,000		1,300,000

Capital Improvement Program
City of Ramsey, Minnesota

2011 *thru* 2015

Department Park Improvements

Contact

Project #	08-PARK-002
Project Name	Mississippi River Regional Trail



Capital Improvement Program

2011 *thru* 2015

City of Ramsey, Minnesota

Department Park Improvements

Contact

Type Improvement

Useful Life 20 Years

Category Park Improvement

Priority 6-Planned

Status Active

Total Project Cost: \$3,631,000

Project # 08-PARK-004
Project Name Lake Ramsey Park

Description

This project will provide recreational opportunities and open space on the west side of the COR including the development of "lake" and possibly beach with wading area.

Justification

The open space and recreation elements associated with the original RTC plan are being preserved in the new COR concept. This project will also generate needed fill by excavation for the water feature for the development areas of the COR.

Expenditures	2011	2012	2013	2014	2015	Total
Improvements Other than Build			3,631,000			3,631,000
Total			3,631,000			3,631,000

Funding Sources	2011	2012	2013	2014	2015	Total
Developer Fees			3,631,000			3,631,000
Total			3,631,000			3,631,000

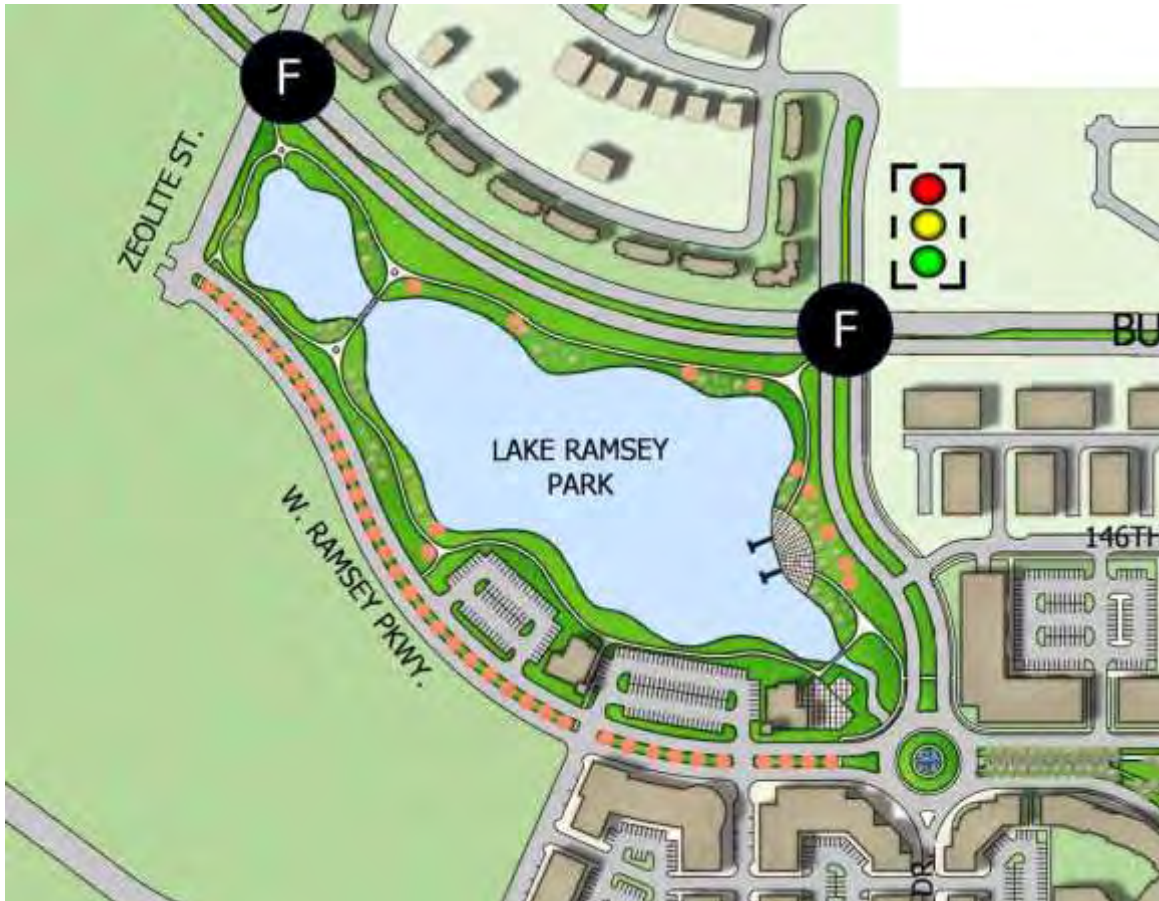
Capital Improvement Program
City of Ramsey, Minnesota

2011 *thru* 2015

Department Park Improvements

Contact

Project #	08-PARK-004
Project Name	Lake Ramsey Park



Capital Improvement Program

2011 *thru* 2015

City of Ramsey, Minnesota

Department Park Improvements

Contact

Type Improvement

Useful Life 20 Years

Category Park Improvement

Priority 6-Planned

Status Active

Total Project Cost: \$1,350,000

Project #	08-PARK-005
Project Name	Rhinestone Commons

Description

Located on the east side of Rhinestone Street and south of East Ramsey Parkway, this park currently has ball fields with backstops , irrigation and perimeter sidewalks. Additional improvement will include a parking lot in 2011 and a playground and pavilion in 2013.

Justification

This park is part of the Master Plan for the COR. The ballfield is used by PACT charter school during the day and available for public use in the evening.

Expenditures	2011	2012	2013	2014	2015	Total
Improvements Other than Build	150,000		1,200,000			1,350,000
Total	150,000		1,200,000			1,350,000

Funding Sources	2011	2012	2013	2014	2015	Total
Developer Fees	150,000		1,200,000			1,350,000
Total	150,000		1,200,000			1,350,000

Capital Improvement Program
City of Ramsey, Minnesota

2011 *thru* 2015

Department Park Improvements

Contact

Project #	08-PARK-005
Project Name	Rhinestone Commons



Capital Improvement Program

2011 *thru* 2015

City of Ramsey, Minnesota

Department Park Improvements

Contact

Type Improvement

Useful Life 20 Years

Category Park Improvement

Priority 5 Future Consideration

Status Future Consideration

Total Project Cost: \$545,000

Project #	08-PARK-006
Project Name	North Commons

Description

This park is platted on the north side of Bunker Lake Blvd.

Justification

This park was not programmed in the Park and Trail agreement. Preliminary plans showed a sliding hill, parking, and a playground. A community garden is also a good fit for this public space.

This project may be constructed earlier to keep pace with adjacent projects in Ramsey Town Center.

Expenditures	2011	2012	2013	2014	2015	Total
Improvements Other than Build					545,000	545,000
Total					545,000	545,000

Funding Sources	2011	2012	2013	2014	2015	Total
Developer Fees					545,000	545,000
Total					545,000	545,000

Capital Improvement Program

2011 thru 2015

City of Ramsey, Minnesota

Department Park Improvements

Contact

Project # 08-PARK-006

Project Name North Commons



Capital Improvement Program

2011 *thru* 2015

City of Ramsey, Minnesota

Department Park Improvements

Contact

Type Improvement

Useful Life 20 Years

Category Park Improvement

Priority 6-Planned

Status Active

Total Project Cost: \$20,000

Project #	08-PARK-007
Project Name	Downtown Commons

Description

This park is platted between Town Center Drive east and Town Center Drive West. It provides the connection between the paths in The Draw and the public space presently referred to as Lake Ramsey Park.

Justification

This park was not programmed in the Park and Trail agreement. Preliminary plans showed a sculpture with some benches and a path.

Expenditures	2011	2012	2013	2014	2015	Total
Improvements Other than Build			20,000			20,000
Total			20,000			20,000

Funding Sources	2011	2012	2013	2014	2015	Total
Developer Fees			20,000			20,000
Total			20,000			20,000

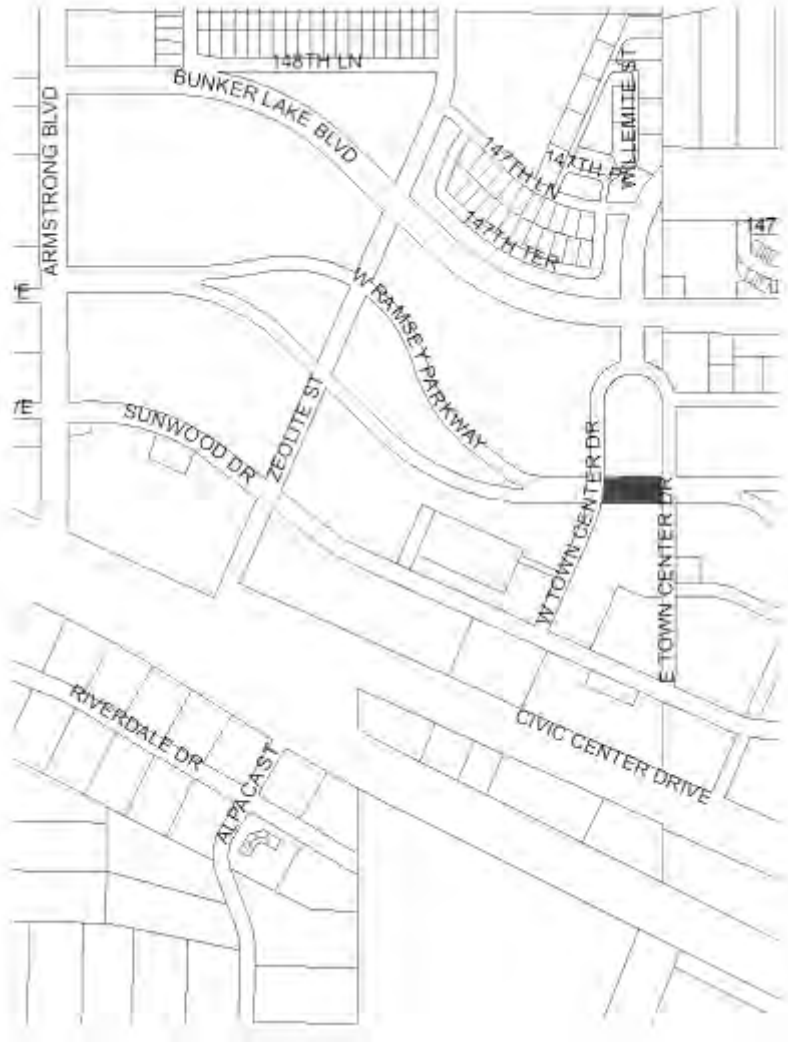
Capital Improvement Program
City of Ramsey, Minnesota

2011 *thru* 2015

Department Park Improvements

Contact

Project # **08-PARK-007**
Project Name **Downtown Commons**



Capital Improvement Program

2011 *thru* 2015

City of Ramsey, Minnesota

Department Park Improvements

Contact

Type Improvement

Useful Life 20 Years

Category Park Improvement

Priority 6-Planned

Status Active

Total Project Cost: \$2,000,000

Project #	08-PARK-008
Project Name	Pedestrian Bridge over Th10 and BNSF RR

Description

This bridge will connect the COR to the trail to the Mississippi River along the storm sewer outfall.

Justification

The COR is designed to be pedestrian friendly. This bridge will provide a connection to West Mississippi Regional Park and the regional trail. Further, the rail and highway crossing will allow residents to access the commuter rail and the COR without adding automobile trips to Hwys #10 and #169.

Expenditures	2011	2012	2013	2014	2015	Total
Improvements Other than Build				2,000,000		2,000,000
Total				2,000,000		2,000,000

Funding Sources	2011	2012	2013	2014	2015	Total
Grants and Aids				2,000,000		2,000,000
Total				2,000,000		2,000,000

Capital Improvement Program
City of Ramsey, Minnesota

2011 *thru* 2015

Department Park Improvements

Contact

Project # **08-PARK-008**

Project Name **Pedestrian Bridge over Th10 and BNSF RR**



Capital Improvement Program

2011 *thru* 2015

City of Ramsey, Minnesota

Department Park Improvements

Contact

Type Improvement

Useful Life 20 Years

Category Park Improvement

Priority 6-Planned

Status Active

Total Project Cost: \$475,000

Project #	09-PARK-001
Project Name	Multi-Sports Facility

Description

This project contemplates construction of an inflatable dome for indoor practices, soccer, football, baseball, softball, etc. One location for consideration is Lake Itasca Park south of Alpine Drive near Puma Street.

Justification

The youth Athletic Associations have indicated a need for this type of facility. They currently use facilities in surrounding City's when it is available.

The building would be placed in an existing park with parking facilities. The 400' x 120' structure will provide indoor practice and game areas for many sports.

The proposed project would move into a planning stage if a community center is not forecast for a similar time frame. The committed annual revenue from youth athletics can pay back some of the facility expense.

Expenditures	2011	2012	2013	2014	2015	Total
Building Cost/Construction			475,000			475,000
Total			475,000			475,000

Funding Sources	2011	2012	2013	2014	2015	Total
Park Improvement Trust Fund			475,000			475,000
Total			475,000			475,000

Capital Improvement Program
City of Ramsey, Minnesota

2011 *thru* 2015

Department Park Improvements

Contact

Project #	09-PARK-001
Project Name	Multi-Sports Facility



Capital Improvement Program

2011 *thru* 2015

City of Ramsey, Minnesota

Department Park Improvements

Contact

Type Improvement

Useful Life 20

Category Park Improvement

Priority 6-Planned

Status Active

Total Project Cost: \$15,000

Project #	11-PARK-001
Project Name	Park Security Enhancements

Description	
This project would include the installation of cameras in park locations experiencing vandalism and security concerns, specifically Sunfish Lake Park and the Skate Park area at Alpine Park.	

Justification	
This project would reduce the incidence of vandalism and increase security.	

Expenditures	2011	2012	2013	2014	2015	Total
Improvements Other than Build	15,000					15,000
Total	15,000					15,000

Funding Sources	2011	2012	2013	2014	2015	Total
Park Improvement Trust Fund	15,000					15,000
Total	15,000					15,000

Capital Improvement Program
City of Ramsey, Minnesota

2011 *thru* 2015

Department Park Improvements

Contact

Project #	11-PARK-001
Project Name	Park Security Enhancements



Capital Improvement Program

2011 *thru* 2015

City of Ramsey, Minnesota

Department Park Improvements

Contact

Type Improvement

Useful Life 25

Category Park Improvement

Priority 6-Planned

Status Active

Total Project Cost: \$2,500,000

Project #	11-PARK-003
Project Name	Alpine Park Winter Facilities

Description

This project shall include the construction of a chalet/warming house capable of facilitating winter equipment rentals and vending. Improvements will also include the expansion of the existing parking lot, and the construction of refrigerated rinks.

Justification

This warming house will function as a hub for winter recreation in the city with ice skating, sliding, and cross-country ski trails. Further, the existing warming house and rinks at Ramsey Elementary are in sub-standard condition.

Expenditures	2011	2012	2013	2014	2015	Total
Building Cost/Construction					750,000	750,000
Improvements Other than Build					1,750,000	1,750,000
Total					2,500,000	2,500,000

Funding Sources	2011	2012	2013	2014	2015	Total
Park Improvement Trust Fund					2,500,000	2,500,000
Total					2,500,000	2,500,000

Capital Improvement Program
City of Ramsey, Minnesota

2011 thru 2015


Department Park Improvements

Contact

Project #	11-PARK-003
Project Name	Alpine Park Winter Facilities



THIS PAGE INTENTIONALLY BLANK



SEWER UTILITY IMPROVEMENT

THIS PAGE INTENTIONALLY BLANK

City of Ramsey, Minnesota
Capital Improvement Program
 2011 thru 2015

PROJECTS BY CATEGORY

Category	Project#	Priority	2011	2012	2013	2014	Includes Future Projects 2015	Total
Sewer Utility Improvement								
Abandon Liftstation Wildlife Sanctuary	04-SEW-001	6		352,000				352,000
Septage Discharge Station	04-SEW-007	6					113,500	113,500
Northeast Sanitary Sewer & Watermain Ext	05-SEW-001	6		3,495,805				3,495,805
West Mississippi Park Sewer Service	08-SEW-002	6			170,000			170,000
Extend Sewer to the Water Treatment Plant Site	08-SEW-003	6	400,000					400,000
Abandon Lift Station River Pines	08-SEW-004	6					35,000	35,000
Sewer Utility Improvement Total			400,000	3,847,805	170,000	35,000	113,500	4,566,305
GRAND TOTAL			400,000	3,847,805	170,000	35,000	113,500	4,566,305

Capital Improvement Program

2011 *thru* 2015

City of Ramsey, Minnesota

Department Sewer Utility
Contact Unassigned
Type Improvement
Useful Life 50 Years
Category Sewer Utility Improvement
Priority 6-Planned
Status Active

Project #	04-SEW-001
Project Name	Abandon Liftstation Wildlife Sanctuary

Description	Total Project Cost: \$352,000
This project involves extending a sanitary sewer approximately 1500' to the Wildlife Sanctuary lift station. This lift station can then be abandoned. This project will include easement acquisition.	

Justification
The abandonment of a lift station will eliminate the perpetual costs of power, daily inspection, mechanical maintenance and the eventual replacement of this mechanized system.
This project will be integrated with development of the adjacent property.

Expenditures	2011	2012	2013	2014	2015	Total
Land Acquisition		50,000				50,000
Building Cost/Construction		302,000				302,000
Total		352,000				352,000

Funding Sources	2011	2012	2013	2014	2015	Total
Sewer Utility Fund		352,000				352,000
Total		352,000				352,000

Capital Improvement Program
City of Ramsey, Minnesota

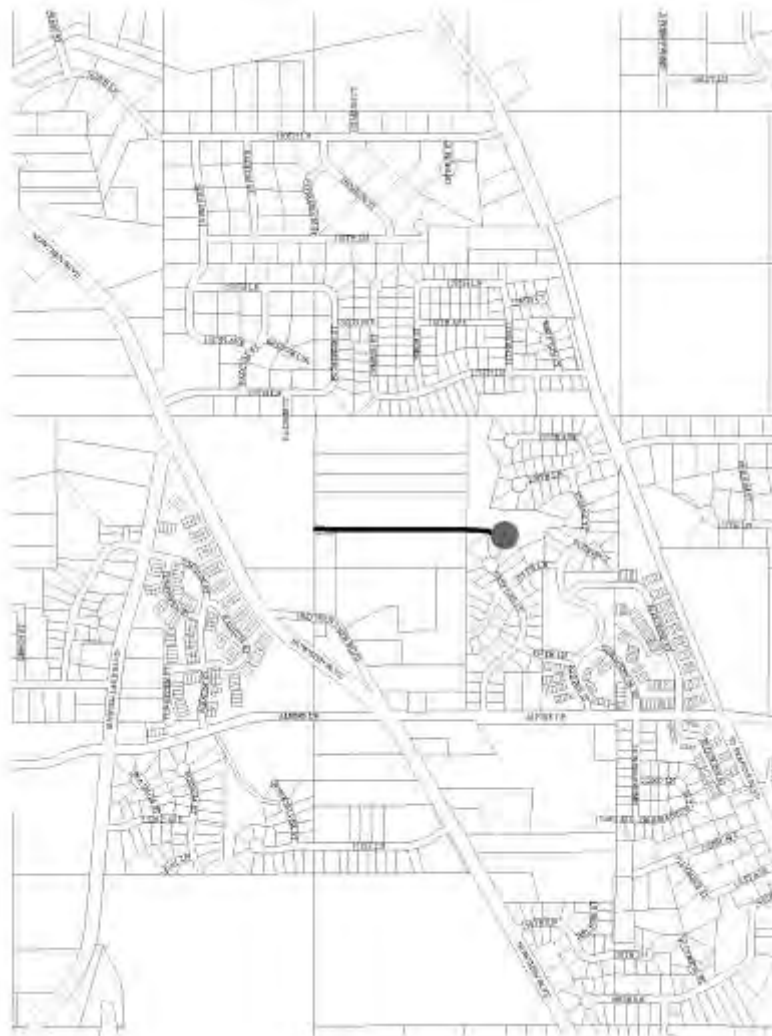
2011 thru 2015

Department Sewer Utility

Contact Unassigned

Project # 04-SEW-001

Project Name Abandon Liftstation Wildlife Sanctuary



Capital Improvement Program

2011 *thru* 2015

City of Ramsey, Minnesota

Department Sewer Utility
Contact Unassigned
Type Improvement
Useful Life 50 Years
Category Sewer Utility Improvement
Priority 6-Planned
Status Active

Project #	04-SEW-007
Project Name	Septage Discharge Station

Description	Total Project Cost: \$113,500
<p>This project will construct a facility which will allow septic tank pumpers to discharge septage into the sanitary sewer system. The facility will be located at the Public Works Facility.</p> <p>Note to reviewers:</p> <p>Met Council is constructing a facility in Fridley to serve the north metro.</p>	

Justification
<p>The City of Ramsey has the highest number of septic systems in the 7 County Metropolitan Area. An efficient, well-located facility should reduce septic pumping costs for City residents. Project costs will be offset from revenues.</p>

Expenditures	2011	2012	2013	2014	2015	Total
Improvements Other than Build					113,500	113,500
Total					113,500	113,500

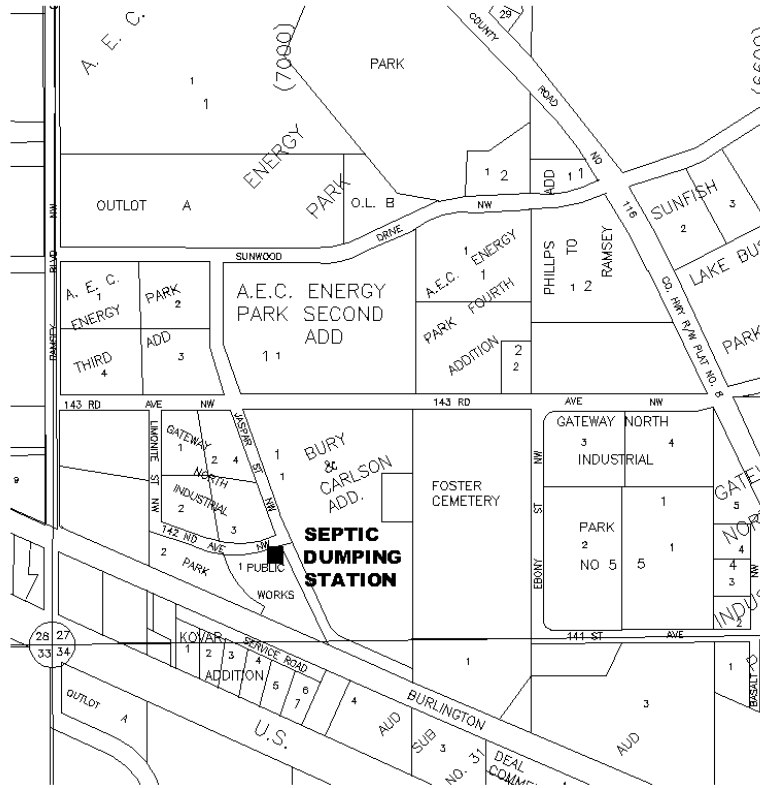
Funding Sources	2011	2012	2013	2014	2015	Total
Sewer Utility Fund					113,500	113,500
Total					113,500	113,500

Capital Improvement Program
City of Ramsey, Minnesota

2011 thru 2015

Department Sewer Utility
Contact Unassigned

Project # 04-SEW-007
Project Name Septage Discharge Station



Capital Improvement Program

2011 *thru* 2015

City of Ramsey, Minnesota

Department Sewer Utility
Contact Unassigned
Type Improvement
Useful Life 50 Years
Category Sewer Utility Improvement
Priority 6-Planned
Status Active

Project #	05-SEW-001
Project Name	Northeast Sanitary Sewer & Watermain Ext

Description	Total Project Cost: \$3,495,805
To provide municipal sanitary sewer and water service to a service area northeast of its current location south of the intersection of Sunfish Boulevard and Nowthen Boulevard.	
Total Cost \$3,495,805 (20 year @4.5%) \$5,374,880 with interest	

Justification
The City has had a feasibility study prepared that has indentified the alignment of sewer and watermain necessary to service this property. The redevelopment of the 167th and TH 47 area has been identified as a Strategic development goal.

Expenditures	2011	2012	2013	2014	2015	Total
Improvements Other than Build		3,495,805				3,495,805
Total		3,495,805				3,495,805

Funding Sources	2011	2012	2013	2014	2015	Total
Revenue Bonding		3,495,805				3,495,805
Total		3,495,805				3,495,805

Capital Improvement Program
City of Ramsey, Minnesota

2011 *thru* 2015

Department Sewer Utility

Contact Unassigned

Project # 05-SEW-001

Project Name Northeast Sanitary Sewer & Watermain Ext



Capital Improvement Program

2011 *thru* 2015

City of Ramsey, Minnesota

Department Sewer Utility

Contact

Project # 08-SEW-002
Project Name West Mississippi Park Sewer Service

Type Improvement

Useful Life 50 Years

Category Sewer Utility Improvement

Priority 6-Planned

Status Active

Total Project Cost: \$170,000

Description

West Mississippi Park is expected to develop and will require sanitary sewer service.

Total water & sewer improvements - \$310,000.

Justification

It is anticipated West Mississippi Park will be developed and will require sewer and water service. This project will provide the sewer service for the park improvements. The schedule for this work will be coordinated with the park improvements and will not proceed independently.

This work will be coordinated with construction of a frontage road south of TH 10.

Expenditures	2011	2012	2013	2014	2015	Total
Improvements Other than Build			170,000			170,000
Total			170,000			170,000

Funding Sources	2011	2012	2013	2014	2015	Total
Sewer Utility Fund			170,000			170,000
Total			170,000			170,000

Capital Improvement Program
City of Ramsey, Minnesota

2011 *thru* 2015

Department Sewer Utility
Contact

Project # 08-SEW-002
Project Name West Mississippi Park Sewer Service



Capital Improvement Program

2011 *thru* 2015

City of Ramsey, Minnesota

Department Sewer Utility

Contact

Type Improvement

Useful Life 50 Years

Category Sewer Utility Improvement

Priority 6-Planned

Status Active

Total Project Cost: \$400,000

Project #	08-SEW-003
Project Name	Extend Sewer to the Water Treatment Plant Site

Description

This project involves extending sewer to the Water Treatment Plant site and finish Station No. 1.

Justification

The sewer line will be available to serve developing properties west of Armstrong Blvd. It will be constructed concurrent with work on Armstrong Blvd minimizing construction cost and public inconvenience.

Expenditures	2011	2012	2013	2014	2015	Total
Improvements Other than Build	400,000					400,000
Total	400,000					400,000

Funding Sources	2011	2012	2013	2014	2015	Total
Sewer Utility Fund	400,000					400,000
Total	400,000					400,000

Capital Improvement Program
City of Ramsey, Minnesota

2011 *thru* 2015

Department Sewer Utility
Contact

Project #	08-SEW-003
Project Name	Extend Sewer to the Water Treatment Plant Site



Capital Improvement Program

2011 *thru* 2015

City of Ramsey, Minnesota

Department Sewer Utility

Contact

Type Improvement

Useful Life 50 Years

Category Sewer Utility Improvement

Priority 6-Planned

Status Active

Total Project Cost: \$35,000

Project #	08-SEW-004
Project Name	Abandon Lift Station River Pines

Description

This project involves extending the gravity sewer from Rum River Meadows to the River Pines Lift Station and abandoning the River Pines Lift Station.
Total Project \$110,000


Justification

The abandonment of a lift station will eliminate the perpetual costs of power, daily inspection, mechanical maintenance and the eventual replacement of this mechanized system.
This project will be integrated with the Rum River Prairie project.

Expenditures	2011	2012	2013	2014	2015	Total
Improvements Other than Build				35,000		35,000
Total				35,000		35,000

Funding Sources	2011	2012	2013	2014	2015	Total
Sewer Utility Fund				35,000		35,000
Total				35,000		35,000

THIS PAGE INTENTIONALLY BLANK



SITE ACQUISITION

THIS PAGE INTENTIONALLY BLANK

City of Ramsey, Minnesota
Capital Improvement Program
 2011 thru 2015

PROJECTS BY CATEGORY

Category	Project#	Priority	2011	2012	2013	2014	2015 <small>Includes Future Projects</small>	Total
Site Acquisition								
Sixth Community Park (north central Ramsey)	06-ACQ-001	6					1,000,000	1,000,000
Acquire outlots "A" in Rivers Bluff and Reilly Est	06-ACQ-002	5					20,000	20,000
Acquisition of ROW Bunker Lake Blvd	07-ACQ-001	6	1,000,000					1,000,000
Bunker Lake Extension Prop ROW to Alpine Drive	07-ACQ-003	6	1,500,000					1,500,000
Site Acquisition for Water Treatment Plant	07-ACQ-004	6	1,000,000					1,000,000
Johnson Brothers	07-ACQ-005	6		415,300				415,300
Brothers Property LLC	07-ACQ-006	6		600,000				600,000
Alpaca Estates Outlot	08-ACQ-002	6				35,000		35,000
MPCA Land Purchase	08-ACQ-004	6		5,658,444				5,658,444
Land for Future Fire Station #4	09-ACQ-006	6			100,000			100,000
D & P Properties Inc.	10-ACQ-002	6		700,000				700,000
Vacant Healthquest Site	10-ACQ-003	6	1,100,000					1,100,000
Site Acquisition Total			4,600,000	7,373,744	100,000	35,000	1,020,000	13,128,744
GRAND TOTAL			4,600,000	7,373,744	100,000	35,000	1,020,000	13,128,744

Capital Improvement Program

2011 *thru* 2015

City of Ramsey, Minnesota

Department Site Acquisitions

Contact

Type Land

Useful Life Unassigned

Category Site Acquisition

Priority 6-Planned

Status Active

Total Project Cost: \$1,000,000

Project #	06-ACQ-001
Project Name	Sixth Community Park (north central Ramsey)

Description

The park location has not been determined, but may be expected to be sited north of Trott Brook and generally geographically central.

The park should have a minimum of 60 acres of usable land.

Justification

Given the projected build-out of Ramsey, it is anticipated that a sixth Community Park will be required to meet the needs of the existing and future residents.

A joint powers agreement for funding and O & M may be explored with Burns Township.

Expenditures	2011	2012	2013	2014	2015	Total
Land Acquisition					1,000,000	1,000,000
Total					1,000,000	1,000,000

Funding Sources	2011	2012	2013	2014	2015	Total
City of Nowthen					0	0
Park Improvement Trust Fund					1,000,000	1,000,000
Total					1,000,000	1,000,000

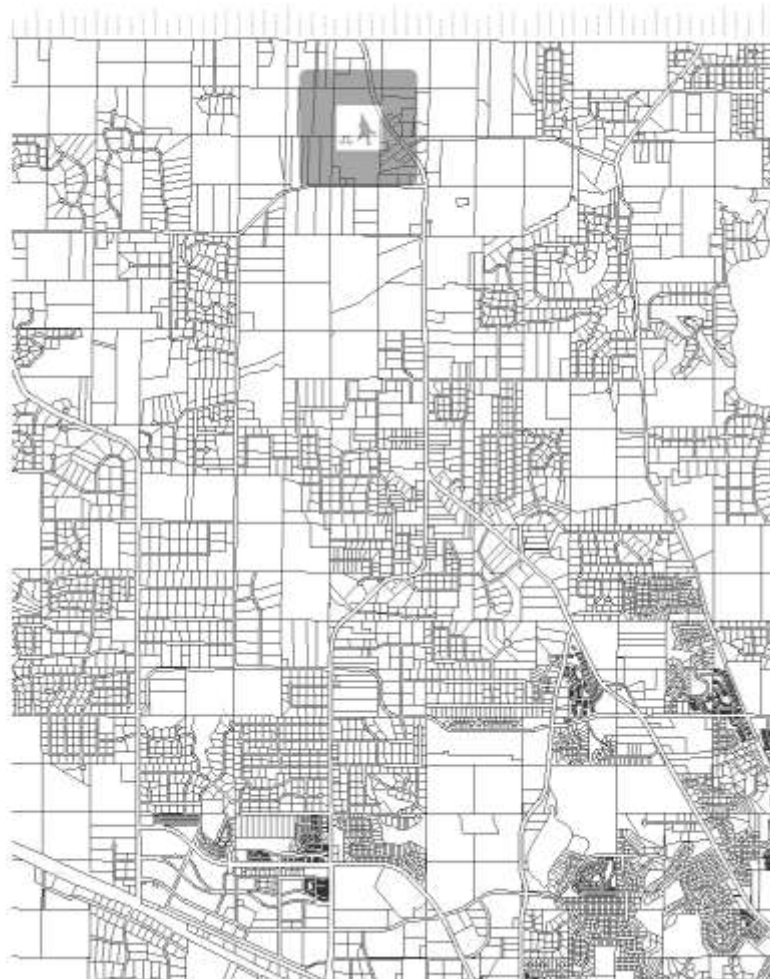
Capital Improvement Program
City of Ramsey, Minnesota

2011 *thru* 2015

Department Site Acquisitions

Contact

Project #	06-ACQ-001
Project Name	Sixth Community Park (north central Ramsey)



Capital Improvement Program

2011 *thru* 2015

City of Ramsey, Minnesota

Department Site Acquisitions

Contact

Type Land

Useful Life Unassigned

Category Site Acquisition

Priority 5 Future Consideration

Status Future Consideration

Total Project Cost: \$20,000

Project #	06-ACQ-002
Project Name	Acquire outlots "A" in Rivers Bluff and Reilly Est

Description

Along the Rum River in the central part of the city are separate outlots owned by two homeowners associations. Both are very attractive, wooded parcels and connected to existing trail corridors. This project may entail the donation of the land in exchange for passive improvements such as trails, picnic areas or fishing.

Justification

The associations would benefit by realizing these amenities near their homes. The \$20,000 expense represents an estimate for real-estate transaction costs, and perhaps park planning to promote the donation. The park plans would generate the development cost projections.

Expenditures	2011	2012	2013	2014	2015	Total
Land Acquisition					20,000	20,000
Total					20,000	20,000

Funding Sources	2011	2012	2013	2014	2015	Total
Park Improvement Trust Fund					20,000	20,000
Total					20,000	20,000

Capital Improvement Program

2011 *thru* 2015

City of Ramsey, Minnesota

Department Site Acquisitions

Contact

Project # 06-ACQ-002

Project Name Acquire outlots "A" in Rivers Bluff and Reilly Est



Capital Improvement Program

2011 *thru* 2015

City of Ramsey, Minnesota

Department Site Acquisitions

Contact

Type Land

Useful Life

Category Site Acquisition

Priority 6-Planned

Status Active

Total Project Cost: \$1,000,000

Project #	07-ACQ-001
Project Name	Acquisition of ROW Bunker Lake Blvd

Description

This project will acquire right of way for the extension of Bunker Lake Blvd west from Armstrong Blvd to Puma Street

Justification

This extension will facilitate the access for the development of vacant property currently anticipated to be occupied by the Christian Academy school.

Expenditures	2011	2012	2013	2014	2015	Total
Land Acquisition	1,000,000					1,000,000
Total	1,000,000					1,000,000

Funding Sources	2011	2012	2013	2014	2015	Total
Developer Fees	1,000,000					1,000,000
Total	1,000,000					1,000,000

Capital Improvement Program
City of Ramsey, Minnesota

2011 *thru* 2015

Department Site Acquisitions
Contact

Project #	07-ACQ-001
Project Name	Acquisition of ROW Bunker Lake Blvd



Capital Improvement Program

2011 *thru* 2015

City of Ramsey, Minnesota

Department Site Acquisitions

Contact

Type Land

Useful Life

Category Site Acquisition

Priority 6-Planned

Status Active

Total Project Cost: \$1,500,000

Project #	07-ACQ-003
Project Name	Bunker Lake Extension Prop ROW to Alpine Drive

Description

This project consists of the extension of Bunker Lake Blvd from the limit of Project 07-ACQ-001 at Puma Street westward to Alpine Drive.

Justification

This street extension would provide a second collector access to the development to the east as well as providing access to addition lands west of Puma Street.

Expenditures	2011	2012	2013	2014	2015	Total
Land Acquisition	1,500,000					1,500,000
Total	1,500,000					1,500,000

Funding Sources	2011	2012	2013	2014	2015	Total
Developer Fees	1,500,000					1,500,000
Total	1,500,000					1,500,000

Capital Improvement Program
City of Ramsey, Minnesota

2011 *thru* 2015

Department Site Acquisitions

Contact

Project # 07-ACQ-003

Project Name Bunker Lake Extension Prop ROW to Alpine Drive



Capital Improvement Program

2011 *thru* 2015

City of Ramsey, Minnesota

Department Site Acquisitions

Contact

Type Land

Useful Life

Category Site Acquisition

Priority 6-Planned

Status Active

Total Project Cost: \$1,000,000

Project #	07-ACQ-004
Project Name	Site Acquisition for Water Treatment Plant

Description

The Comprehensive water plan identified the need for a water treatment plant to serve the water demand for the City. Site acquisition should be started so that the site is available when design of the plant is authorized.

This work should include negotiating first right of refusal for the property.

The process will include acquisition of the River bank intake and transmission line route.

Justification

The treatment plant will provide more aesthetically pleasing water, eliminate staining, reduce fouling of water softness and improve the taste and odor of the water. With iron removed, the use of polyphosphate can be reduced or eliminated, resulting in an environmental benefit.

Expenditures	2011	2012	2013	2014	2015	Total
Land Acquisition	1,000,000					1,000,000
Total	1,000,000					1,000,000

Funding Sources	2011	2012	2013	2014	2015	Total
Water Utility Fund	1,000,000					1,000,000
Total	1,000,000					1,000,000

Capital Improvement Program
City of Ramsey, Minnesota

2011 *thru* 2015

Department Site Acquisitions

Contact

Project # 07-ACQ-004

Project Name Site Acquisition for Water Treatment Plant



Capital Improvement Program

2011 *thru* 2015

City of Ramsey, Minnesota

Department Site Acquisitions

Contact

Type Land

Useful Life

Category Site Acquisition

Priority 6-Planned

Status Active

Total Project Cost: \$415,300

Project #	07-ACQ-005
Project Name	Johnson Brothers

Description	
6109 Bunker Lake Blvd NW PID#: 353225210030	
Justification	
Redevelopment of Property in TIF District #2	

Expenditures	2011	2012	2013	2014	2015	Total
Land Acquisition		415,300				415,300
Total		415,300				415,300

Funding Sources	2011	2012	2013	2014	2015	Total
Tax Increment Fund #2		415,300				415,300
Total		415,300				415,300

Capital Improvement Program

2011 *thru* 2015

City of Ramsey, Minnesota

Department Site Acquisitions

Contact

Type Land

Useful Life

Category Site Acquisition

Priority 6-Planned

Status Active

Total Project Cost: \$600,000

Project #	07-ACQ-006
Project Name	Brothers Property LLC

Description	
6300 Bunker Lake Blvd NW PID: 353225220009	
Justification	
Redevelopment of property in TIF District #2	

Expenditures	2011	2012	2013	2014	2015	Total
Land Acquisition		600,000				600,000
Total		600,000				600,000

Funding Sources	2011	2012	2013	2014	2015	Total
Tax Increment Fund #2		600,000				600,000
Total		600,000				600,000

Capital Improvement Program
City of Ramsey, Minnesota

2011 *thru* 2015

Department Site Acquisitions

Contact

Project # 07-ACQ-006
Project Name Brothers Property LLC



Capital Improvement Program

2011 *thru* 2015

City of Ramsey, Minnesota

Department Site Acquisitions

Contact

Type Land

Useful Life

Category Site Acquisition

Priority 6-Planned

Status Active

Total Project Cost: \$35,000

Project #	08-ACQ-002
Project Name	Alpaca Estates Outlot

Description

This lot was not large enough to build on when the plat was filed.

Justification

This lot was the subject of a development proposal to build a single family home. The proposal was denied. Acquisition of this outlot would provide river access in this area.

Expenditures	2011	2012	2013	2014	2015	Total
Land Acquisition				35,000		35,000
Total				35,000		35,000

Funding Sources	2011	2012	2013	2014	2015	Total
Park Improvement Trust Fund				35,000		35,000
Total				35,000		35,000

Capital Improvement Program

2011 *thru* 2015

City of Ramsey, Minnesota

Department Site Acquisitions

Contact

Type Land

Useful Life

Category Site Acquisition

Priority 6-Planned

Status Active

Total Project Cost: \$5,658,444

Project #	08-ACQ-004
Project Name	MPCA Land Purchase

Description
Acquisition of property to industrial development purposes. Area required (acres) = 64.95 Tax ID Numbers: 27-32-25-14-0003 & 27-32-25-11-0004

Justification
The MPCA Property is primarily vacant underutilized land. City inventory of industrial land has diminished over time and there is a solid market for industrial development at this time. The total land purchased could be reduced if Public Works does not utilize the northern half of the subject property.

Expenditures	2011	2012	2013	2014	2015	Total
Land Acquisition		5,658,444				5,658,444
Total		5,658,444				5,658,444

Funding Sources	2011	2012	2013	2014	2015	Total
EDA Bonding with Levy		5,658,444				5,658,444
Total		5,658,444				5,658,444

Capital Improvement Program
City of Ramsey, Minnesota

2011 *thru* 2015

Department Site Acquisitions
Contact

Project # 08-ACQ-004
Project Name MPCA Land Purchase



Capital Improvement Program

2011 *thru* 2015

City of Ramsey, Minnesota

Department Site Acquisitions

Contact

Type Land

Useful Life

Category Site Acquisition

Priority 6-Planned

Status Active

Total Project Cost: \$100,000

Project #	09-ACQ-006
Project Name	Land for Future Fire Station #4

Description	
Acquisition of property for future fire station #4.	

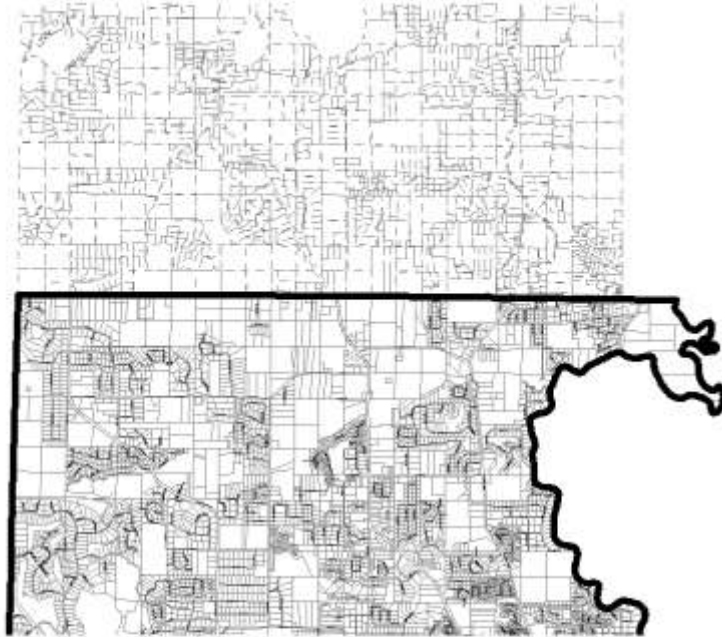
Justification	
Even with the Nowthen/Ramsey joint fire service agreement, a location for a 3rd Ramsey Fire Station should continue to be looked at. Location would be centralized in the upper 1/3 of Ramsey.	

Expenditures	2011	2012	2013	2014	2015	Total
Land Acquisition			100,000			100,000
Total			100,000			100,000

Funding Sources	2011	2012	2013	2014	2015	Total
Facility Fund			100,000			100,000
Total			100,000			100,000

Project # 09-ACQ-006

Project Name Land for Future Fire Station #4



Capital Improvement Program

2011 *thru* 2015

City of Ramsey, Minnesota

Department Site Acquisitions

Contact

Type Land

Useful Life

Category Site Acquisition

Priority 6-Planned

Status Active

Total Project Cost: \$700,000

Project #	10-ACQ-002
Project Name	D & P Properties Inc.

Description	
14059 Sunfish Lake Blvd NW PID#27-32-25-22-0010	
Justification	
Redevelopment of property within Tax Increment Financing District No. 2	

Expenditures	2011	2012	2013	2014	2015	Total
Land Acquisition		700,000				700,000
Total		700,000				700,000

Funding Sources	2011	2012	2013	2014	2015	Total
Tax Increment Fund #2		700,000				700,000
Total		700,000				700,000

Capital Improvement Program
City of Ramsey, Minnesota

2011 *thru* 2015

Department Site Acquisitions

Contact

Project #	10-ACQ-002
Project Name	D & P Properties Inc.



Capital Improvement Program

2011 *thru* 2015

City of Ramsey, Minnesota

Department Site Acquisitions

Contact

Type Land

Useful Life

Category Site Acquisition

Priority 6-Planned

Status Active

Total Project Cost: \$1,100,000

Project #	10-ACQ-003
Project Name	Vacant Healthquest Site

Description
14100 Sunfish Lake Blvd NW PID#27-32-25-44-0012

Justification
Redevelopment of property within Tax Increment Financing District No 2. Property has been vacant since 2008 and has not been maintained.

Expenditures	2011	2012	2013	2014	2015	Total
Land Acquisition	1,100,000					1,100,000
Total	1,100,000					1,100,000

Funding Sources	2011	2012	2013	2014	2015	Total
Tax Increment Fund #2	1,100,000					1,100,000
Total	1,100,000					1,100,000

Capital Improvement Program
City of Ramsey, Minnesota

2011 *thru* 2015

Department Site Acquisitions


Contact

Project # 10-ACQ-003

Project Name Vacant Healthquest Site



THIS PAGE INTENTIONALLY BLANK



STORM WATER UTILITY IMPROVEMENT

THIS PAGE INTENTIONALLY BLANK

City of Ramsey, Minnesota
Capital Improvement Program
 2011 thru 2015

PROJECTS BY CATEGORY

Category	Project#	Priority	2011	2012	2013	2014	2015	Total
							<small>Includes Future Projects</small>	
Storm Water Utility Improvement								
Annual Sediment Pond Cleaning	04-STRM-004	6	50,000	25,000	25,000	25,000	25,000	150,000
County Ditch #43 Cleaning	04-STRM-005	6				150,000		150,000
RTC Bunker Lake Blvd (Armstrong to Ramsey Blvd)	04-STRM-011	6		560,000				560,000
Wetland 656W Outlet	04-STRM-013	6	90,000					90,000
West Mississippi Outlet	04-STRM-014	5					250,000	250,000
Annual Drainage Enhancements	11-STRM-001	6	75,000	75,000	75,000	75,000	75,000	375,000
River Storm Water Discharge Treatment	11-STRM-002	6	75,000	75,000	75,000	75,000	75,000	375,000
Whispering Pines Estates Plat 2 Storm Sewer	11-STRM-003	6					330,000	330,000
Storm Water Utility Improvement Total			290,000	735,000	175,000	325,000	755,000	2,280,000
GRAND TOTAL			290,000	735,000	175,000	325,000	755,000	2,280,000

Capital Improvement Program

2011 *thru* 2015

City of Ramsey, Minnesota

Department Stormwater Utility
Contact Unassigned
Type Improvement
Useful Life 50 Years
Category Storm Water Utility Improvem
Priority 6-Planned
Status Active

Project #	04-STRM-004
Project Name	Annual Sediment Pond Cleaning

Description	Total Project Cost: \$150,000
This is proposed as an annual project to clean sediment from stormwater detention ponds.	

Justification
Water quality requirements demand that stormwater discharged to public waters must first receive treatment. Sediment ponds provide this treatment. These ponds must be cleaned of sediment to maintain their effectiveness.

Expenditures	2011	2012	2013	2014	2015	Total
Improvements Other than Build	50,000	25,000	25,000	25,000	25,000	150,000
Total	50,000	25,000	25,000	25,000	25,000	150,000

Funding Sources	2011	2012	2013	2014	2015	Total
Storm Water Utility Fund	50,000	25,000	25,000	25,000	25,000	150,000
Total	50,000	25,000	25,000	25,000	25,000	150,000

Capital Improvement Program
City of Ramsey, Minnesota

2011 thru 2015

Department Stormwater Utility

Contact Unassigned

Project #	04-STRM-004
Project Name	Annual Sediment Pond Cleaning



Capital Improvement Program

2011 *thru* 2015

City of Ramsey, Minnesota

Department Stormwater Utility
Contact Unassigned
Type Improvement
Useful Life Unassigned
Category Storm Water Utility Improvem
Priority 6-Planned
Status Active

Project #	04-STRM-005
Project Name	County Ditch #43 Cleaning

Description

Total Project Cost: \$150,000

County Ditch #43 drains an area of the City known as District Forty Three which extends north roughly to 153rd Ave and west to County Road #57. It has been storm sewered through the Flintwood Hills and River's Bend subdivisions and flows into the wetlands in River's Bend Park. The City will explore joint powers agreement with the WMO to determine if WMO can maintain the County ditch system. This project will also enhance the portions of Protected Wetland north of Sunwood Drive. It is anticipated that the project will take place concurrent with the development of the vacant parcel located between Sunfish Lake Boulevard and County Ditch 43.

Justification

The extreme northern portion of Ditch #43 has long been overgrown with vegetation and its pathway is barely distinguishable. The catch basin outlets on 153rd Ave are frequently submerged and freeze closed in winter causing the street to flood and freeze. Re-ditching approximately 1600' would serve to provide better drainage. This project will also fulfill a commitment made to the DNR during the construction of Sunwood Drive's bridge over Wetland 114p to improve that wetland.

Expenditures	2011	2012	2013	2014	2015	Total
Improvements Other than Build				150,000		150,000
Total				150,000		150,000

Funding Sources	2011	2012	2013	2014	2015	Total
Storm Water Utility Fund				150,000		150,000
Total				150,000		150,000

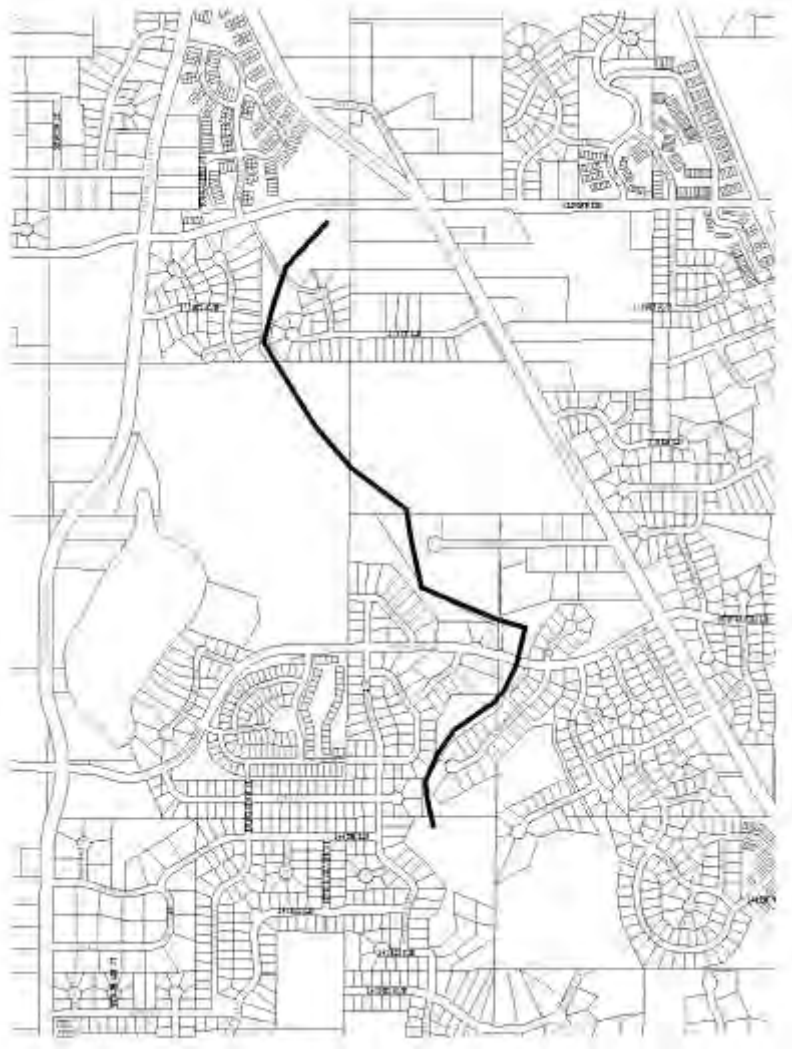
Capital Improvement Program
City of Ramsey, Minnesota

2011 *thru* 2015

Department Stormwater Utility

Contact Unassigned

Project #	04-STRM-005
Project Name	County Ditch #43 Cleaning



Capital Improvement Program

2011 *thru* 2015

City of Ramsey, Minnesota

Department Stormwater Utility
Contact Unassigned
Type Improvement
Useful Life 50 Years
Category Storm Water Utility Improvem
Priority 6-Planned
Status Active

Project # 04-STRM-011
Project Name RTC Bunker Lake Blvd (Armstrong to Ramsey Blvd)

Description **Total Project Cost: \$560,000**
 Upgrades Bunker Lake Blvd between Armstrong and Ramsey Blvds, necessitated by Ramsey Town Center Development. Upgrades include traffic signals at Rhinestone St., Town Center Drive and Zeolite Streets adjacent to RTC. Offsite improvements include a traffic signal at Sunfish Lake Blvd.
 Total Cost for Bunker Lake Blvd. = \$3,419,000
 Total Cost for Regional Roadway improvements = \$14,607,860
 Bonded amount \$560,000 @ 10 years @ 5% int = \$712,710

Justification
 The construction of Ramsey Town Center will add additional traffic to Bunker Lake Blvd. This project will upgrade Armstrong Blvd and the intersection at Bunker Lake and Hwy 10 to better handle the traffic.
 See projects RTC Armstrong, RTC Hwy 10 and RTC Ramsey Blvd.

Expenditures	2011	2012	2013	2014	2015	Total
Improvements Other than Build		560,000				560,000
Total		560,000				560,000

Funding Sources	2011	2012	2013	2014	2015	Total
Storm Water Utility Fund		560,000				560,000
Total		560,000				560,000

Capital Improvement Program
City of Ramsey, Minnesota

2011 *thru* 2015

Department Stormwater Utility

Contact Unassigned

Project # 04-STRM-011
Project Name RTC Bunker Lake Blvd (Armstrong to Ramsey Blvd)



Capital Improvement Program

2011 *thru* 2015

City of Ramsey, Minnesota

Department Stormwater Utility
Contact Unassigned
Type Improvement
Useful Life 50 Years
Category Storm Water Utility Improvem
Priority 6-Planned
Status Active

Project #	04-STRM-013
Project Name	Wetland 656W Outlet

Description

Total Project Cost: \$90,000

Wetland 656W is located south and east of Alpine Drive. This wetland has a number of structures which are considered close to its edge. The wetland has no outlet. However, a number of easements have been obtained connecting it to County Ditch #66 to the north. This project would construct a ditch and culvert system consistent with City Easement Plat No. 1 which would provide an outlet for Wetland 656W. Impediments to the natural drainage between the west end of 156th and wetland 656W will be removed. The natural drainage will be restored and improved to accommodate additional runoff created by the improvement of 156th. The project also includes easement acquisition.

Justification

The construction of an outlet for Wetland 656W would provide flooding protection for properties along the wetland and for Alpine Drive during high water table periods.

Expenditures	2011	2012	2013	2014	2015	Total
Land Acquisition	20,000					20,000
Improvements Other than Build	70,000					70,000
Total	90,000					90,000

Funding Sources	2011	2012	2013	2014	2015	Total
Storm Water Utility Fund	90,000					90,000
Total	90,000					90,000

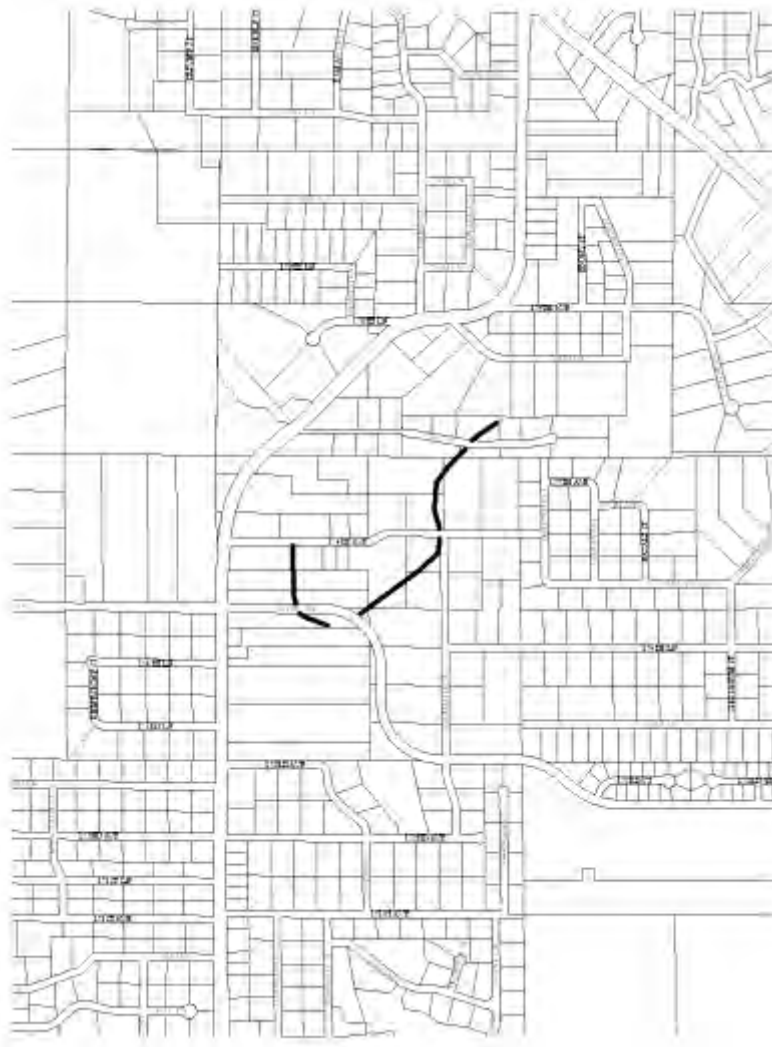
Capital Improvement Program
City of Ramsey, Minnesota

2011 *thru* 2015

Department Stormwater Utility

Contact Unassigned

Project #	04-STRM-013
Project Name	Wetland 656W Outlet



Capital Improvement Program

2011 *thru* 2015

City of Ramsey, Minnesota

Department Stormwater Utility
Contact Unassigned
Type Improvement
Useful Life 50 Years
Category Storm Water Utility Improvem
Priority 5 Future Consideration
Status Future Consideration

Project #	04-STRM-014
Project Name	West Mississippi Outlet

Description	Total Project Cost: \$250,000
It is proposed to construct a 54" outlet from the existing Regional Storm Pond located at Hwy 10 and Alpine Drive southward to the Mississippi River.	

Justification
The area south of the tracks and west of Bowers Drive has the potential for development but is constrained by the fact that there is no storm water outlet for the area. The construction of this outlet would eliminate that constraint.
This project would be tied to a development proposal in the benefited addition.

Expenditures	2011	2012	2013	2014	2015	Total
Land Acquisition					50,000	50,000
Improvements Other than Build					200,000	200,000
Total					250,000	250,000

Funding Sources	2011	2012	2013	2014	2015	Total
Storm Water Utility Fund					250,000	250,000
Total					250,000	250,000

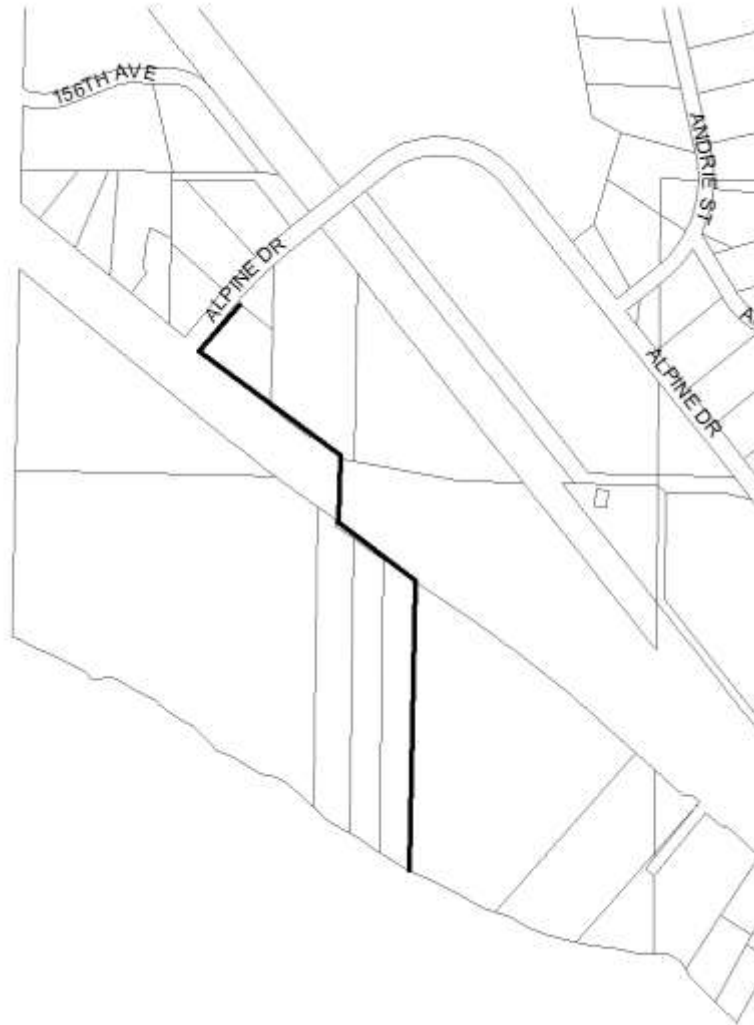
Capital Improvement Program
City of Ramsey, Minnesota

2011 *thru* 2015

Department Stormwater Utility

Contact Unassigned

Project #	04-STRM-014
Project Name	West Mississippi Outlet



Capital Improvement Program

2011 *thru* 2015

City of Ramsey, Minnesota

Department Stormwater Utility

Contact

Type Improvement

Useful Life 50 Years

Category Storm Water Utility Improvem

Priority 6-Planned

Status Active

Total Project Cost: \$375,000

Project # 11-STRM-001
Project Name Annual Drainage Enhancements

Description

This program will address existing drainage problems which have been reviewed and prioritized by staff and Council. In 2011 - 156th Avenue & Armstrong Blvd

Justification

Numerous drainage issues are brought to the attention of staff each year. Priority will be focused on projects involving other scheduled construction to minimize costs.

Expenditures	2011	2012	2013	2014	2015	Total
Improvements Other than Build	75,000	75,000	75,000	75,000	75,000	375,000
Total	75,000	75,000	75,000	75,000	75,000	375,000

Funding Sources	2011	2012	2013	2014	2015	Total
Storm Water Utility Fund	75,000	75,000	75,000	75,000	75,000	375,000
Total	75,000	75,000	75,000	75,000	75,000	375,000

Capital Improvement Program
City of Ramsey, Minnesota

2011 *thru* 2015

Department Stormwater Utility
Contact

Project # 11-STRM-001
Project Name Annual Drainage Enhancements



Capital Improvement Program

2011 *thru* 2015

City of Ramsey, Minnesota

Department Stormwater Utility

Contact

Type Improvement

Useful Life 50 Years

Category Storm Water Utility Improvem

Priority 6-Planned

Status Active

Total Project Cost: \$375,000

Project # 11-STRM-002

Project Name River Storm Water Discharge Treatment

Description

This project will provide treatment for storm water structures that discharge directly into the Rum River and Mississippi River without quality treatment.

Justification

These existing storm water discharges were constructed at a timem when quality treatment was not required. There are currently a dozen such discharges in the city. This work will be including in areas scheduled for the street work of other construction to minimize costs and inconvenience to the public.

Expenditures	2011	2012	2013	2014	2015	Total
Improvements Other than Build	75,000	75,000	75,000	75,000	75,000	375,000
Total	75,000	75,000	75,000	75,000	75,000	375,000

Funding Sources	2011	2012	2013	2014	2015	Total
Storm Water Utility Fund	75,000	75,000	75,000	75,000	75,000	375,000
Total	75,000	75,000	75,000	75,000	75,000	375,000

Capital Improvement Program
City of Ramsey, Minnesota

2011 thru 2015

Department Stormwater Utility
Contact

Project #	11-STRM-002
Project Name	River Storm Water Discharge Treatment



Capital Improvement Program

2011 *thru* 2015

City of Ramsey, Minnesota

Department Stormwater Utility

Contact

Type Improvement

Useful Life 50 Years

Category Storm Water Utility Improvem

Priority 6-Planned

Status Active

Total Project Cost: \$330,000

Project #	11-STRM-003
Project Name	Whispering Pines Estates Plat 2 Storm Sewer

Description

Install storm sewer in Whispering Pines Estate Plat 2. The plat is located west of Armstrong Blvd and south of Alpine Drive.

Justification

The Plat was developed with unpaved streets, ditches, and driveway culverts. The project was subsequently paved. The ditches and driveway culverts have sunken in over time. Residents near the high side of the Plat have experienced driveway flooding and washout. This project would install storm sewer and address drainage throughout the Plat.

Expenditures	2011	2012	2013	2014	2015	Total
Improvements Other than Build					330,000	330,000
Total					330,000	330,000

Funding Sources	2011	2012	2013	2014	2015	Total
Storm Water Utility Fund					330,000	330,000
Total					330,000	330,000

Capital Improvement Program
City of Ramsey, Minnesota


2011 *thru* 2015

Department Stormwater Utility
Contact

Project # 11-STRM-003
Project Name Whispering Pines Estates Plat 2 Storm Sewer



THIS PAGE INTENTIONALLY BLANK



STREET IMPROVEMENT

THIS PAGE INTENTIONALLY BLANK

City of Ramsey, Minnesota
Capital Improvement Program
 2011 thru 2015

PROJECTS BY CATEGORY

Category	Project#	Priority	2011	2012	2013	2014	2015	Total
							<small>Includes Future Projects</small>	
Street Improvement								
Annual Street Reconstruction Program	04-STR-001	6	490,000	510,000	530,000	550,000	570,000	2,650,000
County Road #116 (Dysprosium St. to CR #57)	04-STR-003	6	600,000					600,000
McKinley Street	04-STR-006	6		1,250,000				1,250,000
North Highway 10 Frontage Road	04-STR-007	5					440,000	440,000
Zeolite Roadway Improvements	04-STR-012	6			340,000			340,000
RTC Armstrong Blvd (Bunker Lake Blvd to Hwy 10)	04-STR-013	6	1,800,000					1,800,000
RTC Bunker Lake Blvd (Armstrong to Ramsey Blvd)	04-STR-014	6		3,010,000				3,010,000
Variolite Street (Alpine Dr. to Ramsey Town Ctr.)	04-STR-018	6					1,700,000	1,700,000
County Road 5/Alpine Drive Realignment	06-STR-002	6				1,750,000		1,750,000
Single Road Access Areas	06-STR-003	6	25,000	25,000	25,000	25,000		100,000
Dysprosium Street	08-STR-001	6	900,000					900,000
Civic Center Drive Streetscape	08-STR-002	5					240,000	240,000
Zeolite Street Bridge	08-STR-004	6			1,300,000			1,300,000
River Pines Lift Station Street Connection	08-STR-005	6				55,000		55,000
Alpine Drive Railroad Crossing	09-STR-001	6	98,000					98,000
Alpine Dr & Sunfish Lake Blvd (CSAH) Intersection	11-STR-001	6	225,000					225,000
Street Improvement Total			4,138,000	4,795,000	2,195,000	2,380,000	2,950,000	16,458,000
GRAND TOTAL			4,138,000	4,795,000	2,195,000	2,380,000	2,950,000	16,458,000

Capital Improvement Program

2011 *thru* 2015

City of Ramsey, Minnesota

Department Street Improvements

Contact Unassigned

Type Improvement

Useful Life 7 Years

Category Street Improvement

Priority 6-Planned

Status Active

Total Project Cost: \$2,650,000

Project #	04-STR-001
Project Name	Annual Street Reconstruction Program

Description

Each paved street within the City is scheduled to receive preventative maintenance on a regularly scheduled basis. A listing of the schedule is included as an appendix to the CIP report.

Justification

Regular scheduled maintenance safeguards the considerable investment the City has in its pavements by maximizing pavement life and minimizing emergency repairs.

This includes gravel road elimination funded at 50% of the improvement cost.

Expenditures	2011	2012	2013	2014	2015	Total
Improvements Other than Build	490,000	510,000	530,000	550,000	570,000	2,650,000
Total	490,000	510,000	530,000	550,000	570,000	2,650,000

Funding Sources	2011	2012	2013	2014	2015	Total
General Fund	240,000	235,000	280,000	550,000		1,305,000
Tax Increment Fund #4	250,000	275,000	250,000		570,000	1,345,000
Total	490,000	510,000	530,000	550,000	570,000	2,650,000

Capital Improvement Program

2011 *thru* 2015

City of Ramsey, Minnesota

Department Street Improvements

Contact Unassigned

Project # 04-STR-001

Project Name Annual Street Reconstruction Program



Capital Improvement Program

2011 *thru* 2015

City of Ramsey, Minnesota

Department Street Improvements

Contact Unassigned

Type Improvement

Useful Life 20 Years

Category Street Improvement

Priority 6-Planned

Status Active

Total Project Cost: \$700,000

Project #	04-STR-003
Project Name	County Road #116 (Dysprosium St. to CR #57)

Description

This project includes the improvement of CR #116 by extending a four-lane divided median section from Dysprosium/Thurston Street to CR #57. This project also anticipates the signalization of County Road #57/County Road #116 intersection and a trail. This project is a result of the County Road #116 Study.

The project will include trail construction, completing another link in the trail system.

City of Anoka Share = \$200,000

Anoka County Share = \$2,900,000

Approximate Total City Cost - 26% = \$700,000

Justification

County Road #116 is a major east/west transportation link across Anoka County. This roadway provides access to the City's industrial land use base which includes Business Park 95, the AEC Energy Park, the future areas south of the landfill and also to Ramsey Town Center.

Prior	Expenditures	2011	2012	2013	2014	2015	Total
100,000	Improvements Other than Build	600,000					600,000
Total	Total	600,000					600,000

Prior	Funding Sources	2011	2012	2013	2014	2015	Total
100,000	Tax Increment Fund #2	600,000					600,000
Total	Total	600,000					600,000

Capital Improvement Program
City of Ramsey, Minnesota

2011 *thru* 2015

Department Street Improvements

Contact Unassigned

Project # 04-STR-003

Project Name County Road #116 (Dysprosium St. to CR #57)



Capital Improvement Program

2011 *thru* 2015

City of Ramsey, Minnesota

Department Street Improvements

Contact Unassigned

Type Improvement

Useful Life 20 Years

Category Street Improvement

Priority 6-Planned

Status Active

Total Project Cost: \$1,250,000

Project # 04-STR-006

Project Name McKinley Street

Description

This project would complete the connection of streets between Sunfish Lake Boulevard and Ramsey Boulevard. It includes street, side walks, watermain, and storm sewer costs. Project costs will include right of way acquisition. TIF #2 District expires in 2012.

Total \$1,140,000

Justification

With continuing discussion regarding the congestion on TH 10, this project will provide an alternate for the internal traffic, particularly truck traffic, to avoid using Hwy 10.

Expenditures	2011	2012	2013	2014	2015	Total
Land Acquisition		450,000				450,000
Improvements Other than Build		800,000				800,000
Total		1,250,000				1,250,000

Funding Sources	2011	2012	2013	2014	2015	Total
Tax Increment Fund #2		1,250,000				1,250,000
Total		1,250,000				1,250,000

Capital Improvement Program
City of Ramsey, Minnesota

2011 *thru* 2015

Department Street Improvements

Contact Unassigned

Project #	04-STR-006
Project Name	McKinley Street



Capital Improvement Program

2011 *thru* 2015

City of Ramsey, Minnesota

Department Street Improvements

Contact Unassigned

Type Improvement

Useful Life 20 Years

Category Street Improvement

Priority 5 Future Consideration

Status Future Consideration

Total Project Cost: \$440,000

Project # 04-STR-007
Project Name North Highway 10 Frontage Road

Description

Construction of a frontage road between Thurston Avenue and Sunfish Lake Blvd. (CR 57) between north side of Highway 10 and the railroad tracks. This project requires right of way acquisition.

Justification

This project would eliminate 13 direct accesses onto Highway 10. It is contingent on funds for access control being available through a Mn/DOT grant.

Expenditures	2011	2012	2013	2014	2015	Total
Land Acquisition					200,000	200,000
Improvements Other than Build					240,000	240,000
Total					440,000	440,000

Funding Sources	2011	2012	2013	2014	2015	Total
Grants and Aids					440,000	440,000
Total					440,000	440,000

Capital Improvement Program
City of Ramsey, Minnesota

2011 *thru* 2015

Department Street Improvements

Contact Unassigned

Project # 04-STR-007

Project Name North Highway 10 Frontage Road



Capital Improvement Program

2011 *thru* 2015

City of Ramsey, Minnesota

Department Street Improvements

Contact Unassigned

Type Improvement

Useful Life 20 Years

Category Street Improvement

Priority 6-Planned

Status Active

Total Project Cost: \$340,000

Project #	04-STR-012
Project Name	Zeolite Roadway Improvements

Description	
This project consists of the installation of a streets and storm sewer in the western portion of the COR	

Justification	
These improvements will be necessary to support the development anticipated in the west COR area.	

Expenditures	2011	2012	2013	2014	2015	Total
Improvements Other than Build			340,000			340,000
Total			340,000			340,000

Funding Sources	2011	2012	2013	2014	2015	Total
Tax Increment Fund #4			340,000			340,000
Total			340,000			340,000

Capital Improvement Program
City of Ramsey, Minnesota

2011 thru 2015

Department Street Improvements

Contact Unassigned

Project # 04-STR-012

Project Name Zeolite Roadway Improvements



Capital Improvement Program

2011 *thru* 2015

City of Ramsey, Minnesota

Department Street Improvements

Contact Unassigned

Type Improvement

Useful Life 20 Years

Category Street Improvement

Priority 6-Planned

Status Active

Total Project Cost: \$1,800,000

Project #	04-STR-013
Project Name	RTC Armstrong Blvd (Bunker Lake Blvd to Hwy 10)

Description

Upgrades to Armstrong Blvd between Bunker Lake Blvd and Hwy 10. Include signal improvements at the intersections with Sunwood Drive and Bunker Lake.

Total Cost for Armstrong Blvd. = \$4,106,460

Justification

The construction of the COR will add additional traffic to Armstrong Blvd. This project will upgrade Armstrong Blvd and the intersections at Bunker Lake and Hwy 10 to better handle the traffic.

Expenditures	2011	2012	2013	2014	2015	Total
Other	1,800,000					1,800,000
Total	1,800,000					1,800,000

Funding Sources	2011	2012	2013	2014	2015	Total
GO Bonding	1,800,000					1,800,000
Total	1,800,000					1,800,000

Capital Improvement Program
City of Ramsey, Minnesota

2011 *thru* 2015

Department Street Improvements

Contact Unassigned

Project #	04-STR-013
Project Name	RTC Armstrong Blvd (Bunker Lake Blvd to Hwy 10)



Capital Improvement Program

2011 *thru* 2015

City of Ramsey, Minnesota

Department Street Improvements

Contact Unassigned

Type Improvement

Useful Life 20 Years

Category Street Improvement

Priority 6-Planned

Status Active

Total Project Cost: \$3,010,000

Project #	04-STR-014
Project Name	RTC Bunker Lake Blvd (Armstrong to Ramsey Blvd)

Description

Upgrades Bunker Lake Blvd between Armstrong and Ramsey Blvds, necessitated by the COR Development. Upgrades include traffic signals at Town Center Drive. Offsite improvements include a traffic signal at Sunfish Lake Blvd.

Total Cost for Bunker Lake Blvd. = \$3,419,000

Total Cost for Regional Roadway improvements = \$14,607,860

Justification

The construction of the COR will add additional traffic to Bunker Lake Blvd. This project will upgrade Armstrong Blvd and the intersection at Bunker Lake and Hwy 10 to better handle the traffic.

See projects RTC Armstrong, RTC Hwy 10 and RTC Ramsey Blvd.

Expenditures	2011	2012	2013	2014	2015	Total
Improvements Other than Build		3,010,000				3,010,000
Total		3,010,000				3,010,000

Funding Sources	2011	2012	2013	2014	2015	Total
GO Bonding		3,010,000				3,010,000
Total		3,010,000				3,010,000

Capital Improvement Program
City of Ramsey, Minnesota

2011 *thru* 2015

Department Street Improvements

Contact Unassigned

Project # 04-STR-014

Project Name RTC Bunker Lake Blvd (Armstrong to Ramsey Blvd)



Capital Improvement Program

2011 *thru* 2015

City of Ramsey, Minnesota

Department Street Improvements

Contact Unassigned

Type Improvement

Useful Life 20 Years

Category Street Improvement

Priority 6-Planned

Status Active

Total Project Cost: \$1,700,000

Project #	04-STR-018
Project Name	Variolite Street (Alpine Dr. to Ramsey Town Ctr.)

Description

This project would extend Variolite Street southward through the Hanson tree farm and use the existing right-of-way of Uranimite Street between 192nd Lane and 149th Avenue. Property and right-of-way acquisition will be necessary.

Justification

Variolite Street is a 2 1/4 mile long north/south collector roadway. The extension of this roadway south of Alpine will provide direct access for the northwestern portion of the city to Ramsey Town Center.

Expenditures	2011	2012	2013	2014	2015	Total
Land Acquisition					700,000	700,000
Improvements Other than Build					1,000,000	1,000,000
Total					1,700,000	1,700,000

Funding Sources	2011	2012	2013	2014	2015	Total
MSA					1,700,000	1,700,000
Total					1,700,000	1,700,000

Capital Improvement Program
City of Ramsey, Minnesota

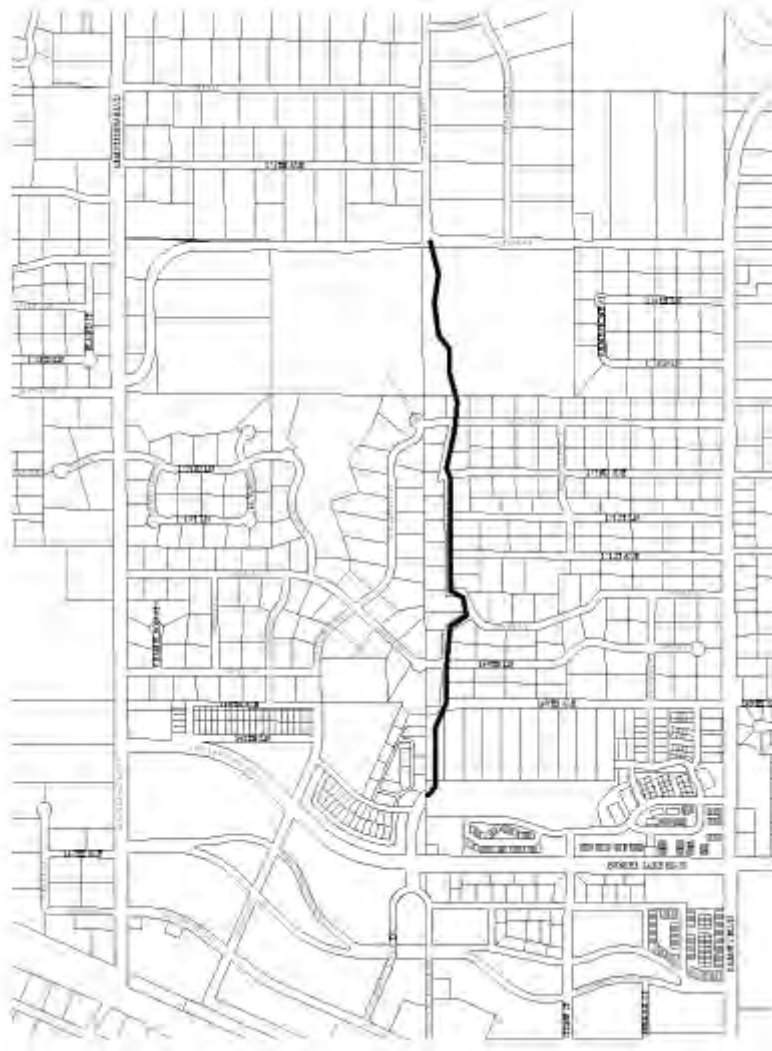
2011 *thru* 2015

Department Street Improvements

Contact Unassigned

Project # 04-STR-018

Project Name Variolite Street (Alpine Dr. to Ramsey Town Ctr.)



Capital Improvement Program

2011 *thru* 2015

City of Ramsey, Minnesota

Department Street Improvements

Contact

Type Improvement

Useful Life 20 Years

Category Street Improvement

Priority 6-Planned

Status Active

Total Project Cost: \$1,750,000

Project #	06-STR-002
Project Name	County Road 5/Alpine Drive Realignment

Description

The project will address the intersection alignment of Alpine Drive with CSAH 5 and will also modify the access to old County Road 5.

Justification

This project would serve to eliminate one or both of the existing accesses of Old County Road 5 onto CSAH 5 to achieve the desired intersection spacing deemed appropriate for Minor A arterial roadways. In addition, the realignment of the intersection of Alpine Drive and CSAH 5 would create improved safety at this key intersection. A four-way stop was installed by the County until these improvements are completed.

Expenditures	2011	2012	2013	2014	2015	Total
Land Acquisition				750,000		750,000
Improvements Other than Build				1,000,000		1,000,000
Total				1,750,000		1,750,000

Funding Sources	2011	2012	2013	2014	2015	Total
Developer Fees				100,000		100,000
MSA				500,000		500,000
To Be Determined				1,150,000		1,150,000
Total				1,750,000		1,750,000

Capital Improvement Program
City of Ramsey, Minnesota

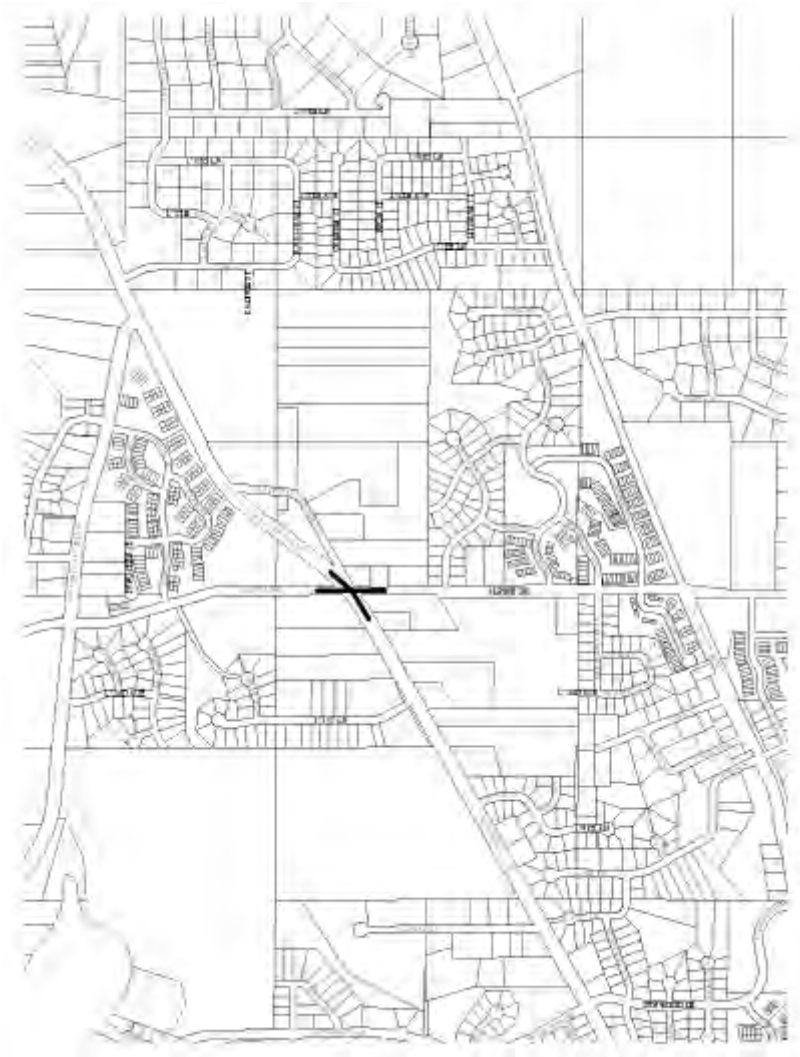
2011 *thru* 2015

Department Street Improvements

Contact

Project # 06-STR-002

Project Name County Road 5/Alpine Drive Realignment



Capital Improvement Program

2011 *thru* 2015

City of Ramsey, Minnesota

Department Street Improvements

Contact

Type Improvement

Useful Life 20 Years

Category Street Improvement

Priority 6-Planned

Status Active

Total Project Cost: \$100,000

Project #	06-STR-003
Project Name	Single Road Access Areas

Description

There are over 30 locations within the City which rely on a single access point to serve neighborhoods in excess of the allowable 600 foot cul de sac length. This project would establish a fund for the elimination of such limited access locations as opportunities arise.

Justification

Public safety is greatly enhanced by the ability to have alternate accesses in residential neighborhoods.

Expenditures	2011	2012	2013	2014	2015	Total
Improvements Other than Build	25,000	25,000	25,000	25,000		100,000
Total	25,000	25,000	25,000	25,000		100,000

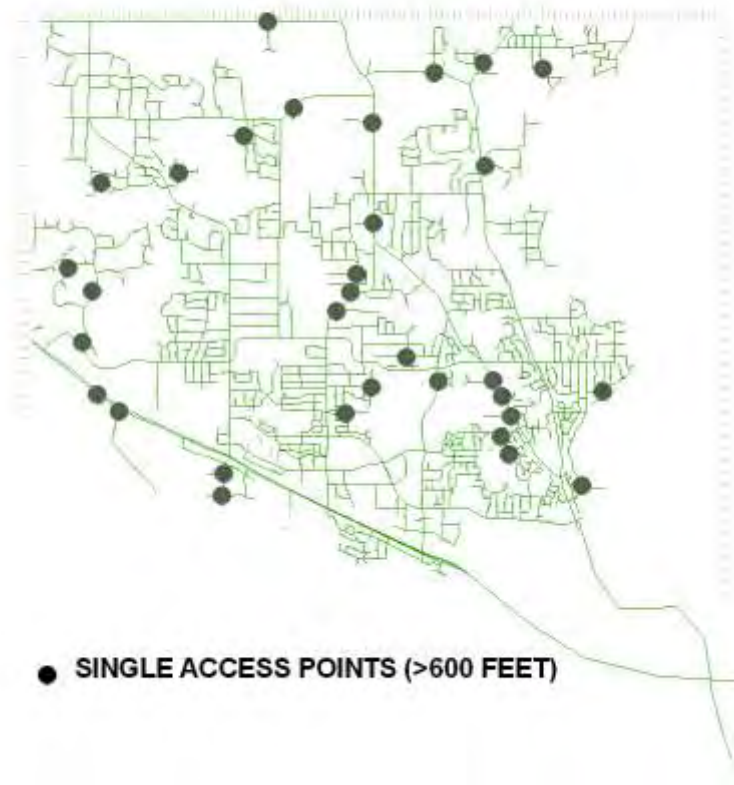
Funding Sources	2011	2012	2013	2014	2015	Total
Park Improvement Trust Fund		25,000		25,000		50,000
Public Improvement Revolving	25,000		25,000			50,000
Total	25,000	25,000	25,000	25,000		100,000

Capital Improvement Program
City of Ramsey, Minnesota

2011 *thru* 2015

Department Street Improvements
Contact

Project #	06-STR-003
Project Name	Single Road Access Areas



Capital Improvement Program

2011 *thru* 2015

City of Ramsey, Minnesota

Department Street Improvements

Contact

Type Improvement

Useful Life 20 Years

Category Street Improvement

Priority 6-Planned

Status Active

Total Project Cost: \$900,000

Project # 08-STR-001
Project Name Dysprosium Street

Description

Dysprosium Street between Bunker Lake Boulevard and Nowthen Boulevard was constructed in the mid 80's. It has been seal coated but not overlaid. This project includes reconstruction of the street to 38 feet wide with a sidewalk along the east side.

Justification

The street is showing signs of wear and needs reconstruction. The pavement surface is 45 feet wide and can be narrowed without impacting users.

Expenditures	2011	2012	2013	2014	2015	Total
Improvements Other than Build	900,000					900,000
Total	900,000					900,000

Funding Sources	2011	2012	2013	2014	2015	Total
MSA	800,000					800,000
Special Assessment	100,000					100,000
Total	900,000					900,000

Capital Improvement Program
City of Ramsey, Minnesota

2011 *thru* 2015

Department Street Improvements

Contact

Project #	08-STR-001
Project Name	Dysprosium Street



Capital Improvement Program

2011 *thru* 2015

City of Ramsey, Minnesota

Department Street Improvements

Contact

Type Improvement

Useful Life 20 Years

Category Street Improvement

Priority 5 Future Consideration

Status Future Consideration

Total Project Cost: \$240,000

Project #	08-STR-002
Project Name	Civic Center Drive Streetscape

Description
The RTC development plans included landscaping adjacent to public streets. This project includes a berm with landscaping between the street and the BNSF Railroad ROW. Could be funded with the 3M LOC proceeds.

Justification
Civic Center Drive has been completed from Sapphire street to Rhinestone Street.

Expenditures	2011	2012	2013	2014	2015	Total
Improvements Other than Build					240,000	240,000
Total					240,000	240,000

Funding Sources	2011	2012	2013	2014	2015	Total
Developer Fees					240,000	240,000
Total					240,000	240,000

Capital Improvement Program
City of Ramsey, Minnesota

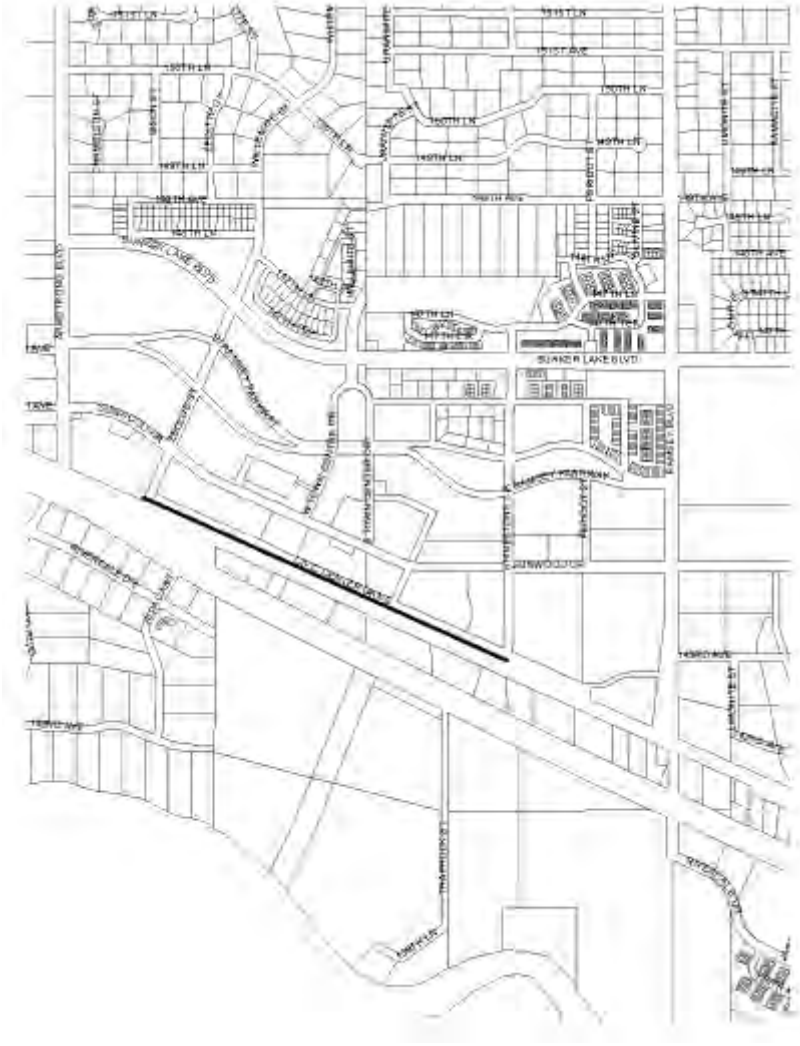
2011 *thru* 2015

Department Street Improvements

Contact

Project # 08-STR-002

Project Name Civic Center Drive Streetscape



Capital Improvement Program

2011 *thru* 2015

City of Ramsey, Minnesota

Department Street Improvements

Contact

Type Improvement

Useful Life 20 Years

Category Street Improvement

Priority 6-Planned

Status Active

Total Project Cost: \$1,300,000

Project #	08-STR-004
Project Name	Zeolite Street Bridge

Description

Zeolite Street Bridge over West Meandering Commons. This project requires development of adjacent properties to proceed.

Justification

This area of the COR will have passive park space. The Bridge will carry traffic over the pond and will allow for a trail under the bridge.

Expenditures	2011	2012	2013	2014	2015	Total
Improvements Other than Build			1,300,000			1,300,000
Total			1,300,000			1,300,000

Funding Sources	2011	2012	2013	2014	2015	Total
To Be Determined			1,300,000			1,300,000
Total			1,300,000			1,300,000

Capital Improvement Program
City of Ramsey, Minnesota

2011 *thru* 2015

Department Street Improvements

Contact

Project # 08-STR-004

Project Name Zeolite Street Bridge



Capital Improvement Program

2011 *thru* 2015

City of Ramsey, Minnesota

Department Street Improvements

Contact

Type Improvement

Useful Life 20 Years

Category Street Improvement

Priority 6-Planned

Status Active

Total Project Cost: \$55,000

Project #	08-STR-005
Project Name	River Pines Lift Station Street Connection

Description	
This project involves extending the street in conjunction with extending gravity sewer to the River Pines Lift Station.	
Total costs including street & water utility = \$110,000.	

Justification	
The project originally included installing sewer in an easement to eliminate the lift station. The property was on the market and the City acquired it so a street connection can be made, eliminating a long cul-de-sac.	

Expenditures	2011	2012	2013	2014	2015	Total
Improvements Other than Build				55,000		55,000
Total				55,000		55,000

Funding Sources	2011	2012	2013	2014	2015	Total
Public Improvement Revolving				55,000		55,000
Total				55,000		55,000

Capital Improvement Program
City of Ramsey, Minnesota

2011 *thru* 2015

Department Street Improvements
Contact

Project #	08-STR-005
Project Name	River Pines Lift Station Street Connection



Capital Improvement Program

2011 *thru* 2015

City of Ramsey, Minnesota

Department Street Improvements

Contact

Type Improvement

Useful Life 20 Years

Category Street Improvement

Priority 6-Planned

Status Active

Total Project Cost: \$100,000

Project #	09-STR-001
Project Name	Alpine Drive Railroad Crossing

Description

Install new signals and median divider at Alpine Drive railroad crossing

Justification

The proposed improvements meet the requirement for quiet zone standards. This will enable the City to apply a no horn zone over all of the railroad crossings.

Annual Maintenance = \$10,000/year

Prior	Expenditures	2011	2012	2013	2014	2015	Total
2,000	Improvements Other than Build	98,000					98,000
Total	Total	98,000					98,000

Prior	Funding Sources	2011	2012	2013	2014	2015	Total
2,000	Public Improvement Revolving	98,000					98,000
Total	Total	98,000					98,000

Capital Improvement Program
City of Ramsey, Minnesota

2011 *thru* 2015

Department Street Improvements
Contact

Project #	09-STR-001
Project Name	Alpine Drive Railroad Crossing



Capital Improvement Program

2011 *thru* 2015

City of Ramsey, Minnesota

Department Street Improvements

Contact

Type Unassigned

Useful Life 25

Category Street Improvement

Priority 6-Planned

Status Active

Total Project Cost: \$225,000

Project #	11-STR-001
Project Name	Alpine Dr & Sunfish Lake Blvd (CSAH) Intersection

Description

The intersection of Alpine Dr and Sunfish Lake Blvd is proposed to be improved through a joint effort with Anoka County. Improvements include the lowering the grades through the intersection for improved sight lines, installation of concrete curb & gutter, utility & drainage improvements, reconstruction & widening of bituminous trails, replacement of the existing 4-way stop condition with a traffic signal, addition of dedicated turn lanes, and concrete medians to channelize the turning movements and create separation at the approach to the intersection.

Justification

This project received funding from the Federal Highway Administration (FHWA) Highway Safety Improvement Program (HSIP). Due to an accident history in the past long term safety improvements are proposed, which would also improve the capacity and traffic circulation through this intersection. Total project costs are estimated at \$1.6M, of which Federal & County cost participation is included

Expenditures	2011	2012	2013	2014	2015	Total
Improvements Other than Build	225,000					225,000
Total	225,000					225,000

Funding Sources	2011	2012	2013	2014	2015	Total
MSA	120,000					120,000
Water Utility Fund	105,000					105,000
Total	225,000					225,000

Capital Improvement Program
City of Ramsey, Minnesota

2011 *thru* 2015

Department Street Improvements


Contact

Project # 11-STR-001

Project Name Alpine Dr & Sunfish Lake Blvd (CSAH) Intersection



THIS PAGE INTENTIONALLY BLANK



STREET LIGHT UTILITY IMPROVEMENT

THIS PAGE INTENTIONALLY BLANK

City of Ramsey, Minnesota
Capital Improvement Program
 2011 thru 2015

PROJECTS BY CATEGORY

Category	Project#	Priority	2011	2012	2013	2014	2015	Total
							<small>Includes Future Projects</small>	
Street Light Utility Improvement								
Priority D Street Lights	05-STLT-001	6	15,000	15,000	15,000	15,000	15,000	75,000
Street Light Utility Improvement Total			15,000	15,000	15,000	15,000	15,000	75,000
GRAND TOTAL			15,000	15,000	15,000	15,000	15,000	75,000

Capital Improvement Program

2011 *thru* 2015

City of Ramsey, Minnesota

Department Street Light Utility
Contact Unassigned
Type Improvement
Useful Life 20 Years
Category Street Light Utility Improve
Priority 6-Planned
Status Active

Project #	05-STLT-001
Project Name	Priority D Street Lights

Description	Total Project Cost: \$105,000
Install street lights in priority locations.	

Justification
Install additional street lights as future intersections are constructed, existing intersections are deemed to require more lighting, or for installation of lights in special locations.

Prior	Expenditures	2011	2012	2013	2014	2015	Total
30,000	Improvements Other than Build	15,000	15,000	15,000	15,000	15,000	75,000
Total	Total	15,000	15,000	15,000	15,000	15,000	75,000

Prior	Funding Sources	2011	2012	2013	2014	2015	Total
30,000	Street Light Utility Fund	15,000	15,000	15,000	15,000	15,000	75,000
Total	Total	15,000	15,000	15,000	15,000	15,000	75,000

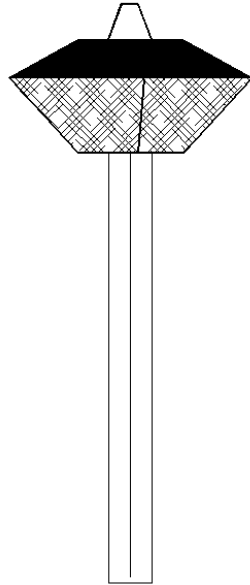
Capital Improvement Program
City of Ramsey, Minnesota

2011 *thru* 2015

Department Street Light Utility


Contact Unassigned

Project #	05-STLT-001
Project Name	Priority D Street Lights



STREET
LIGHT D

THIS PAGE INTENTIONALLY BLANK



WATER UTILITY IMPROVEMENT

THIS PAGE INTENTIONALLY BLANK

City of Ramsey, Minnesota
Capital Improvement Program
 2011 thru 2015

PROJECTS BY CATEGORY

Category	Project#	Priority	2011	2012	2013	2014	2015	Total
							<small>Includes Future Projects</small>	
Water Utility Improvement								
WM Looping: Alpine Dr. (CSAH 5 to Germanium St.)	04-WTR-001	6				100,000		100,000
Renovate Pump House 2	04-WTR-004	5					49,000	49,000
Complete Pump House 3	04-WTR-005	6	60,000					60,000
RTC Bunker Lake Blvd (Armstrong to Ramsey Blvd)	04-WTR-009	6		225,000				225,000
Water Treatment Plant Construction	04-WTR-017	6			9,700,000	8,700,000		18,400,000
Watermain Looping: (Ramsey Blvd to Armstrong Blvd)	04-WTR-018	6			226,100			226,100
1.5 MG Ground Storage Reservoir	05-WTR-004	6		2,000,000				2,000,000
Well Rehabilitation	07-WTR-001	6	24,000	26,000	28,000	30,000	32,000	140,000
River Pines Lift Station Water Connection	08-WTR-003	6				20,000		20,000
Water Meter Replacement	08-WTR-004	6	237,300	249,200				486,500
Well House I Improvements	09-WTR-001	6	8,000					8,000
C.R. 57 / Alpine Drive Watermain Looping	11-WTR-001	6	35,000					35,000
Magnesium Street Watermain Looping	11-WTR-002	6	35,000					35,000
Fire Station #1 Extension of Water	11-WTR-003	6	15,000					15,000
Water Utility Improvement Total			414,300	2,500,200	9,954,100	8,850,000	81,000	21,799,600
GRAND TOTAL			414,300	2,500,200	9,954,100	8,850,000	81,000	21,799,600

Capital Improvement Program

2011 *thru* 2015

City of Ramsey, Minnesota

Department Water Utility
Contact Unassigned
Type Improvement
Useful Life 50 Years
Category Water Utility Improvement
Priority 6-Planned
Status Active

Project # 04-WTR-001
Project Name WM Looping: Alpine Dr. (CSAH 5 to Germanium St.)

Description **Total Project Cost: \$100,000**
 This project includes the installation of 2400 lf of 12" watermain along the north side of Alpine Dr. from CSAH 5 to Germanium Street.

Justification
 This project would complete a 12" loop along Alpine Drive which will have the benefit of bolstering fire flows along the northern edge of the water utility service area.

Expenditures	2011	2012	2013	2014	2015	Total
Improvements Other than Build				100,000		100,000
Total				100,000		100,000

Funding Sources	2011	2012	2013	2014	2015	Total
Water Utility Fund				100,000		100,000
Total				100,000		100,000

Capital Improvement Program
City of Ramsey, Minnesota

2011 *thru* 2015

Department Water Utility

Contact Unassigned

Project # 04-WTR-001

Project Name WM Looping: Alpine Dr. (CSAH 5 to Germanium St.)



Capital Improvement Program

2011 *thru* 2015

City of Ramsey, Minnesota

Department Water Utility
Contact Unassigned
Type Improvement
Useful Life 50 Years
Category Water Utility Improvement
Priority 5 Future Consideration
Status Future Consideration

Project #	04-WTR-004
Project Name	Renovate Pump House 2

Description	Total Project Cost: \$49,000
Renovate exterior of building to match Ramsey Town Center building and landscaping.	

Justification
The intent is to modify the exterior of the building to match the new Town Center development.

Expenditures	2011	2012	2013	2014	2015	Total
Improvements Other than Build					49,000	49,000
Total					49,000	49,000

Funding Sources	2011	2012	2013	2014	2015	Total
Water Utility Fund					49,000	49,000
Total					49,000	49,000

Capital Improvement Program
City of Ramsey, Minnesota

2011 *thru* 2015

Department Water Utility

Contact Unassigned

Project # 04-WTR-004

Project Name Renovate Pump House 2



Capital Improvement Program

2011 *thru* 2015

City of Ramsey, Minnesota

Department Water Utility
Contact Unassigned
Type Improvement
Useful Life 50 Years
Category Water Utility Improvement
Priority 6-Planned
Status Future Consideration

Project #	04-WTR-005
Project Name	Complete Pump House 3

Description	Total Project Cost: \$60,000
Install brick exterior to match building style of Ramsey Town Center buildings; landscape to match streetscape.	
Justification	
The intent is to have the building and grounds match Ramsey Town Center.	

Expenditures	2011	2012	2013	2014	2015	Total
Improvements Other than Build	60,000					60,000
Total	60,000					60,000

Funding Sources	2011	2012	2013	2014	2015	Total
Water Utility Fund	60,000					60,000
Total	60,000					60,000

Capital Improvement Program
City of Ramsey, Minnesota

2011 *thru* 2015

Department Water Utility

Contact Unassigned

Project #	04-WTR-005
Project Name	Complete Pump House 3



Capital Improvement Program

2011 *thru* 2015

City of Ramsey, Minnesota

Department Water Utility
Contact Unassigned
Type Improvement
Useful Life 50 Years
Category Water Utility Improvement
Priority 6-Planned
Status Active

Project #	04-WTR-009
Project Name	RTC Bunker Lake Blvd (Armstrong to Ramsey Blvd)

Description	Total Project Cost: \$225,000
Upgrades Bunker Lake Blvd between Armstrong and Ramsey Blvds, necessitated by the COR Development. Watermain segments along this portion of roadway will be lowered and extended as necessary.	
Total Cost for Bunker Lake Blvd. = \$3,419,000	
Total Cost for Regional Roadway improvements = \$14,607,860	

Justification
The construction of the COR will add additional traffic to Bunker Lake Blvd. This project will upgrade Bunker Lake Blvd between Ramsey Blvd and Armstrong Blvd to better handle the traffic.
See projects RTC Armstrong, RTC Hwy 10 and RTC Ramsey Blvd.

Expenditures	2011	2012	2013	2014	2015	Total
Improvements Other than Build		225,000				225,000
Total		225,000				225,000

Funding Sources	2011	2012	2013	2014	2015	Total
Water Utility Fund		225,000				225,000
Total		225,000				225,000

Capital Improvement Program
City of Ramsey, Minnesota

2011 *thru* 2015

Department Water Utility

Contact Unassigned

Project # 04-WTR-009

Project Name RTC Bunker Lake Blvd (Armstrong to Ramsey Blvd)



Capital Improvement Program

2011 *thru* 2015

City of Ramsey, Minnesota

Department Water Utility
Contact Unassigned
Type Buildings
Useful Life 50 Years
Category Water Utility Improvement
Priority 6-Planned
Status Active

Project #	04-WTR-017
Project Name	Water Treatment Plant Construction

Description	Total Project Cost: \$18,400,000
This project anticipates the construction of an 8.1 MGD water treatment plant which will draw water from a river bank collection system.	
Principal	\$18,400,000
Interest	\$10,743,645 (20 yrs @ 5.0%)
Land	\$1,000,000

	\$30,143,645

Justification
 This treatment plant will provide more aesthetically pleasing water, eliminate staining, reduce fouling of water softness and improve the taste and odor of the water. With iron removed, the use of polyphosphate can be reduced or eliminated, resulting in an environmental benefit.

Expenditures	2011	2012	2013	2014	2015	Total
Building Cost/Construction			9,700,000	8,700,000		18,400,000
Total			9,700,000	8,700,000		18,400,000

Funding Sources	2011	2012	2013	2014	2015	Total
Revenue Bonding			9,700,000	8,700,000		18,400,000
Total			9,700,000	8,700,000		18,400,000

Capital Improvement Program
City of Ramsey, Minnesota

2011 *thru* 2015

Department Water Utility

Contact Unassigned

Project # 04-WTR-017
Project Name Water Treatment Plant Construction



Capital Improvement Program

2011 *thru* 2015

City of Ramsey, Minnesota

Department Water Utility
Contact Unassigned
Type Improvement
Useful Life 50 Years
Category Water Utility Improvement
Priority 6-Planned
Status Active

Project #	04-WTR-018
Project Name	Watermain Looping: (Ramsey Blvd to Armstrong Blvd)

Description	Total Project Cost: \$226,100
This project includes the extension of a 12" watermain from Ramsey Blvd to Armstrong Blvd to along the south side of Highway 10.	

Justification
Development south of Highway 10 is anticipated as a result of the Ramsey Town Center. Half of the distance is through the Mississippi West County Park. The project will provide dependable water pressure and supply to this developing area.

Expenditures	2011	2012	2013	2014	2015	Total
Improvements Other than Build			226,100			226,100
Total			226,100			226,100

Funding Sources	2011	2012	2013	2014	2015	Total
Water Utility Fund			226,100			226,100
Total			226,100			226,100

Capital Improvement Program
City of Ramsey, Minnesota

2011 *thru* 2015

Department Water Utility

Contact Unassigned

Project # 04-WTR-018

Project Name Watermain Looping: (Ramsey Blvd to Armstrong Blvd)



Capital Improvement Program

2011 *thru* 2015

City of Ramsey, Minnesota

Department Water Utility
Contact Unassigned
Type Improvement
Useful Life 50 Years
Category Water Utility Improvement
Priority 6-Planned
Status Active

Project #	05-WTR-004
Project Name	1.5 MG Ground Storage Reservoir

Description	Total Project Cost: \$2,000,000
This project anticipates the construction of a 1.5 million gallon ground storage tank located next to the water treatment plant.	
Justification	
This tank will provide needed storage noted in the 2004 Comprehensive Water Plan.	

Expenditures	2011	2012	2013	2014	2015	Total
Improvements Other than Build		2,000,000				2,000,000
Total		2,000,000				2,000,000

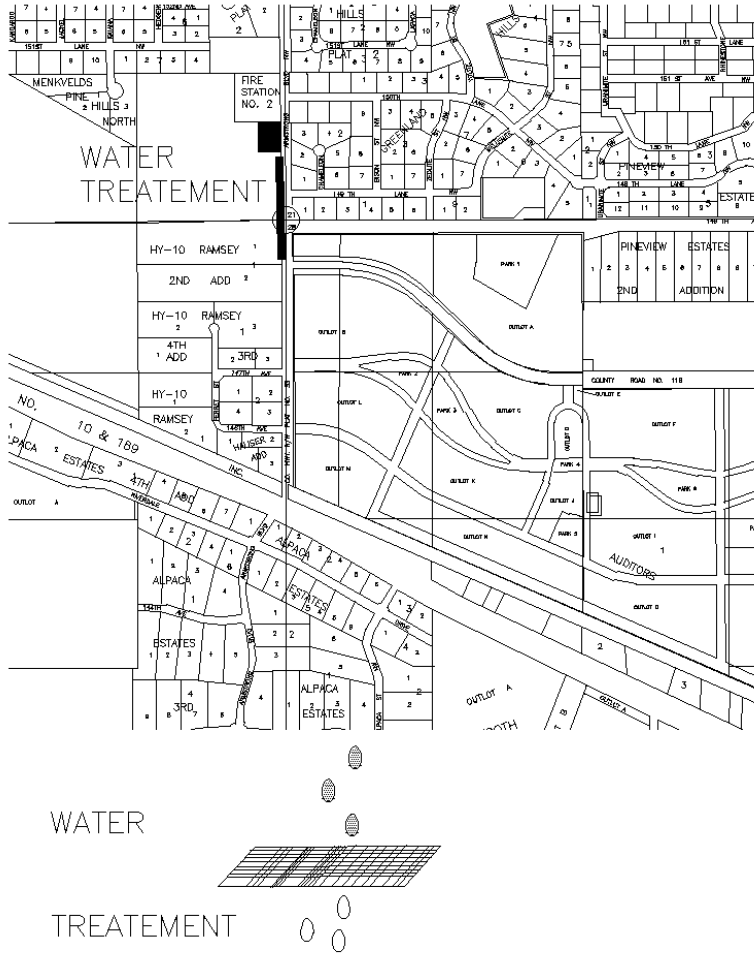
Funding Sources	2011	2012	2013	2014	2015	Total
Water Utility Fund		2,000,000				2,000,000
Total		2,000,000				2,000,000

Capital Improvement Program
City of Ramsey, Minnesota

2011 thru 2015

Department Water Utility
Contact Unassigned

Project # 05-WTR-004
Project Name 1.5 MG Ground Storage Reservoir



Capital Improvement Program

2011 *thru* 2015

City of Ramsey, Minnesota

Department Water Utility

Contact

Type Improvement

Useful Life 20 Years

Category Water Utility Improvement

Priority 6-Planned

Status Active

Total Project Cost: \$160,000

Project #	07-WTR-001
Project Name	Well Rehabilitation

Description

This program establishes a preventative maintenance schedule for the eight municipal wells which are the utilities sole water sources. The following schedule is anticipated: 2011- Well #4; 2011- Well #4; 2012 - Well #5; 2013- Well #6; 2014 - Well #7; 2015- Well #8

Justification

Well pumping is highly variable throughout the year. Regular maintenance during low pumping periods will minimize the possibility that a well will be out of service during the peak demand period.

Prior	Expenditures	2011	2012	2013	2014	2015	Total
20,000	Improvements Other than Build	24,000	26,000	28,000	30,000	32,000	140,000
Total	Total	24,000	26,000	28,000	30,000	32,000	140,000

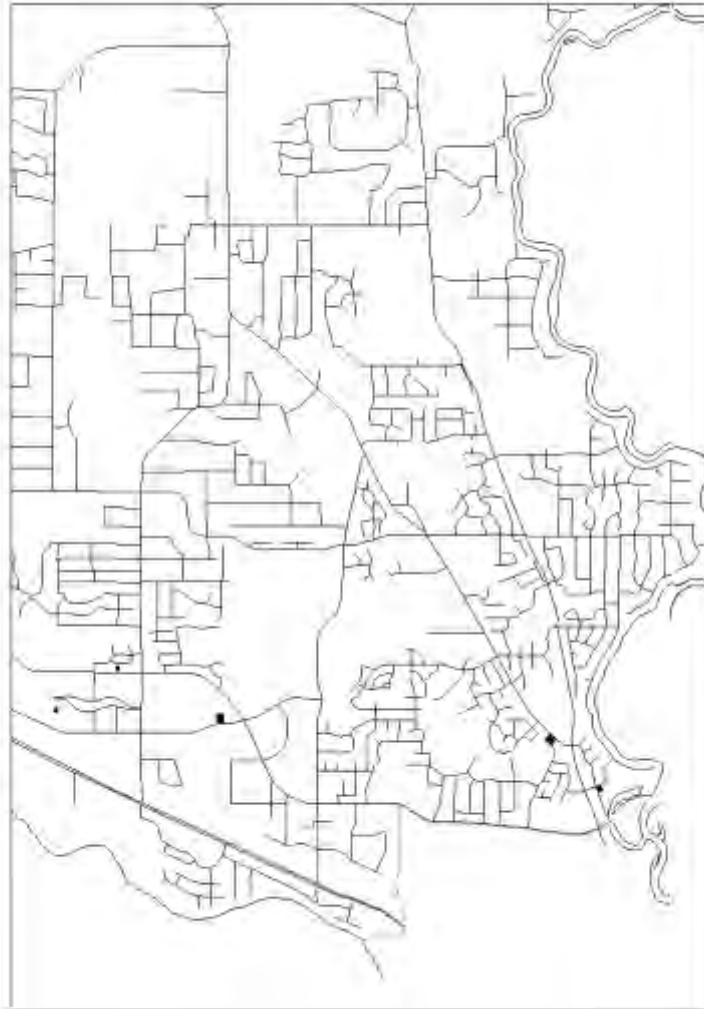
Prior	Funding Sources	2011	2012	2013	2014	2015	Total
20,000	Water Utility Fund	24,000	26,000	28,000	30,000	32,000	140,000
Total	Total	24,000	26,000	28,000	30,000	32,000	140,000

Capital Improvement Program
City of Ramsey, Minnesota

2011 *thru* 2015

Department Water Utility
Contact

Project #	07-WTR-001
Project Name	Well Rehabilitation



Capital Improvement Program

2011 *thru* 2015

City of Ramsey, Minnesota

Department Water Utility

Contact

Type Improvement

Useful Life 50 Years

Category Water Utility Improvement

Priority 6-Planned

Status Active

Total Project Cost: \$20,000

Project #	08-WTR-003
Project Name	River Pines Lift Station Water Connection

Description

This project involves extending the watermain in conjunction with extending gravity sewer to the River Pines Lift Station.
 Total costs including street & water utility = \$110,000.

Justification

This project adds a water loop for Rum River Prairie at the same time a lift station is eliminated.

Expenditures	2011	2012	2013	2014	2015	Total
Improvements Other than Build				20,000		20,000
Total				20,000		20,000

Funding Sources	2011	2012	2013	2014	2015	Total
Water Utility Fund				20,000		20,000
Total				20,000		20,000

Capital Improvement Program
City of Ramsey, Minnesota

2011 *thru* 2015

Department Water Utility
Contact

Project #	08-WTR-003
Project Name	River Pines Lift Station Water Connection



Capital Improvement Program

2011 *thru* 2015

City of Ramsey, Minnesota

Department Water Utility

Contact

Type Equipment

Useful Life

Category Water Utility Improvement

Priority 6-Planned

Status Active

Total Project Cost: \$712,500

Project #	08-WTR-004
Project Name	Water Meter Replacement

Description

Water Meter replacement program.

Justification

The first water meters were installed 23 years ago. Industry standards recommend replacing meters every 10-15 years. Meters read slower as they age, showing less consumption than is actually used.

This project proposes replacing all meters by 2012.. The replacements will be rapid read. All new meters will also be this style. New meters will be paid for by the new customer.

Radio read will position the City for doing meter reading in house. All of our accounts could be read quickly with this technology. The readings will also provide alerts on backflow into our system or meter tampering.

Prior	Expenditures	2011	2012	2013	2014	2015	Total
226,000	Furnishings/Equipment	237,300	249,200				486,500
Total	Total	237,300	249,200				486,500

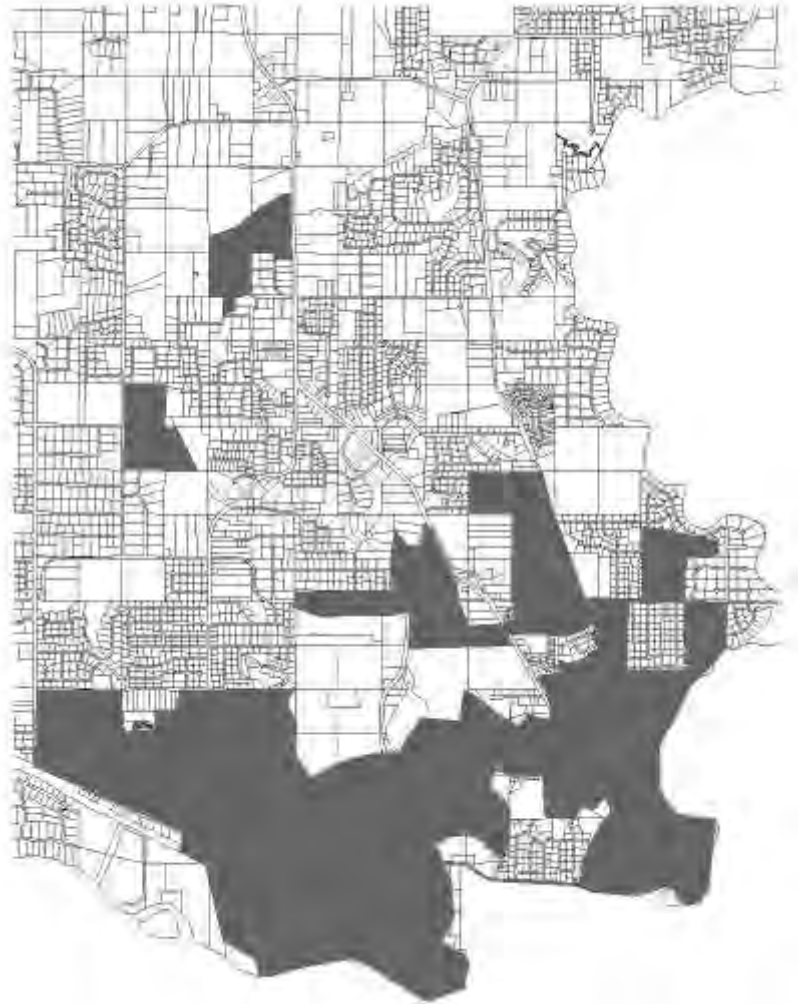
Prior	Funding Sources	2011	2012	2013	2014	2015	Total
226,000	Water Utility Fund	237,300	249,200				486,500
Total	Total	237,300	249,200				486,500

Capital Improvement Program
City of Ramsey, Minnesota

2011 *thru* 2015

Department Water Utility
Contact

Project #	08-WTR-004
Project Name	Water Meter Replacement



Capital Improvement Program

2011 *thru* 2015

City of Ramsey, Minnesota

Department Water Utility

Contact

Type Improvement

Useful Life 20 Years

Category Water Utility Improvement

Priority 6-Planned

Status Active

Total Project Cost: \$8,000

Project #	09-WTR-001
Project Name	Well House I Improvements

Description

This project will replace the doors, soffits, electrical panel, and driveway at well house #1. The building components are exposed to constant humidity and have deteriorated over the years. The driveway is nearing the age at which we overlay our streets.

Justification

Well house I has been in service for 20 years. It is in need for some repairs

Expenditures	2011	2012	2013	2014	2015	Total
Building Cost/Construction	8,000					8,000
Total	8,000					8,000

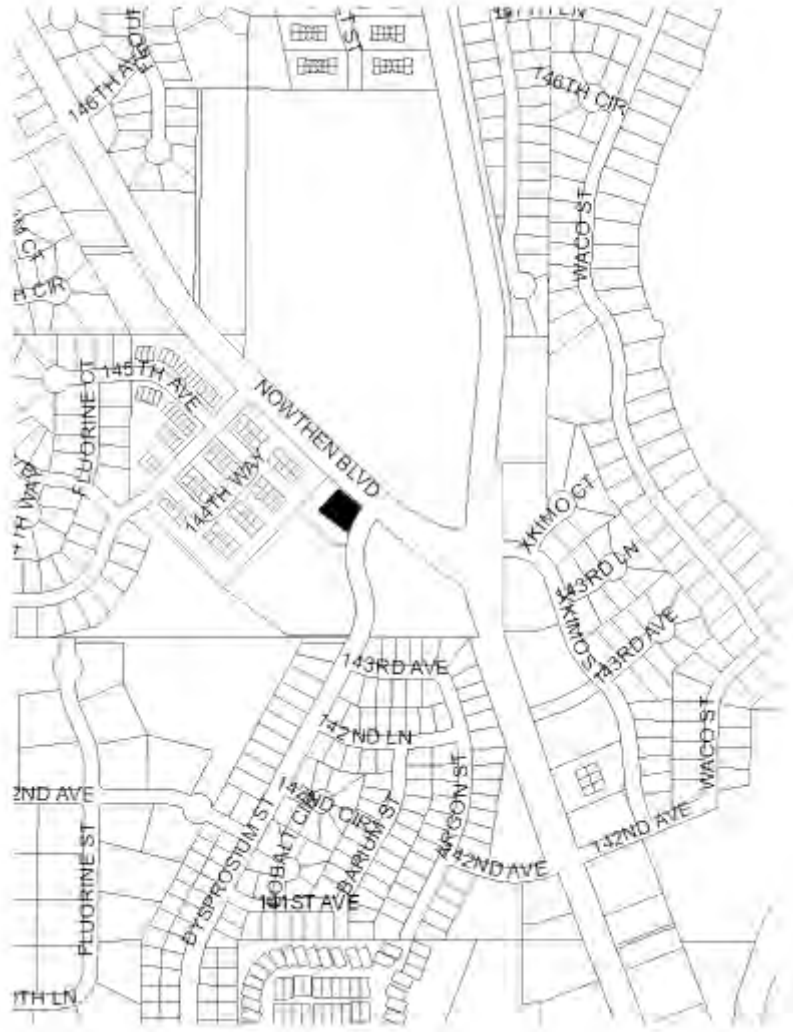
Funding Sources	2011	2012	2013	2014	2015	Total
Water Utility Fund	8,000					8,000
Total	8,000					8,000

Capital Improvement Program
City of Ramsey, Minnesota

2011 *thru* 2015

Department Water Utility
Contact

Project # 09-WTR-001
Project Name Well House I Improvements



Capital Improvement Program

2011 *thru* 2015

City of Ramsey, Minnesota

Department Water Utility

Contact

Type Improvement

Useful Life 50 Years

Category Water Utility Improvement

Priority 6-Planned

Status Active

Total Project Cost: \$35,000

Project #	11-WTR-001
Project Name	C.R. 57 / Alpine Drive Watermain Looping

Description

This project will include the extension of 550 feet 12 inch watermain to loop the existing water distribution system.

Justification

The installation of signals at the intersection of C.R. 57 and Alpine Drive will create an opportunity to accomplish this watermain distribution looping at the lowest possible cost since much of the cost will be borne by the road project and the expensive requirement for boring and jacking may be replaced by the cheaper open-cut construction method. Watermain looping provides the advantage of increased pressure and fire flows, and enhanced system reliability. The watermain also needs to be lowered as the intersection is going to be reconstructed up to three feet lower.

Expenditures	2011	2012	2013	2014	2015	Total
Improvements Other than Build	35,000					35,000
Total	35,000					35,000

Funding Sources	2011	2012	2013	2014	2015	Total
Water Utility Fund	35,000					35,000
Total	35,000					35,000

Capital Improvement Program
City of Ramsey, Minnesota

2011 thru 2015

Department Water Utility
Contact

Project #	11-WTR-001
Project Name	C.R. 57 / Alpine Drive Watermain Looping



Capital Improvement Program

2011 *thru* 2015

City of Ramsey, Minnesota

Department Water Utility

Contact

Type Improvement

Useful Life 50 Years

Category Water Utility Improvement

Priority 6-Planned

Status Active

Total Project Cost: \$35,000

Project #	11-WTR-002
Project Name	Magnesium Street Watermain Looping

Description

This project will include the installation of 800 feet of eight inch watermain to create a watermain loop from the 16inch distribution main on C.R. 116 to the subdivision to the north.

Justification

The expansion of C.R. 116 from two lanes to four lanes will create an opportunity to accomplish this watermain looping at a reduced cost since many of the incidental restoration costs will be bourn by the road project. Watermain looping provides the advantage of increased pressure and fine flows, and enhanced system reliability.

Expenditures	2011	2012	2013	2014	2015	Total
Improvements Other than Build	35,000					35,000
Total	35,000					35,000

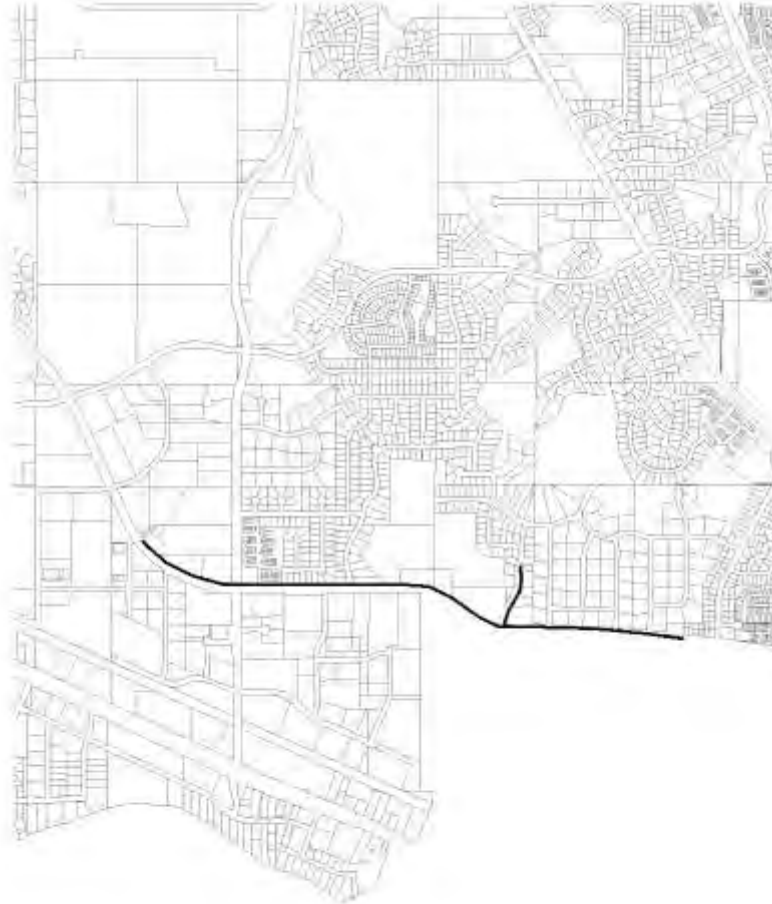
Funding Sources	2011	2012	2013	2014	2015	Total
Water Utility Fund	35,000					35,000
Total	35,000					35,000

Capital Improvement Program
City of Ramsey, Minnesota

2011 *thru* 2015

Department Water Utility
Contact

Project #	11-WTR-002
Project Name	Magnesium Street Watermain Looping



Capital Improvement Program

2011 *thru* 2015

City of Ramsey, Minnesota

Department Water Utility

Contact

Type Improvement

Useful Life 25

Category Water Utility Improvement

Priority 6-Planned

Status Active

Total Project Cost: \$15,000

Project #	11-WTR-003
Project Name	Fire Station #1 Extension of Water

Description	
Extend municipal water from parking lot into Fire Station #1 building.	

Justification	
Treated water is currently at the west end of parking lot on the property. This extension would allow for the installation of a sprinkler system within the building while also improving water quality inside of the building. The current well would be used for irrigation on the site.	

Expenditures	2011	2012	2013	2014	2015	Total
Improvements Other than Build	15,000					15,000
Total	15,000					15,000

Funding Sources	2011	2012	2013	2014	2015	Total
Water Utility Fund	15,000					15,000
Total	15,000					15,000

Capital Improvement Program
City of Ramsey, Minnesota


2011 *thru* 2015

Department Water Utility
Contact

Project # 11-WTR-003
Project Name Fire Station #1 Extension of Water



THIS PAGE INTENTIONALLY BLANK



CASH FLOW PROJECTIONS

THIS PAGE INTENTIONALLY BLANK

EQUIPMENT REVOLVING FUND - CASHFLOW PROJECTIONS

EQUIPMENT REVOLVING FUND #224

Account	Actual 2007	Actual 2008	Actual 2009	Estimated 2010	Estimated 2011	Estimated 2012	Estimated 2013	Estimated 2014	Estimated 2015
FUND BALANCE, Beginning of Year	4,502,838.85	4,373,436.90	3,669,695.17	3,609,061.22	3,265,283.58	3,171,662.83	3,089,204.77	2,996,783.85	2,947,187.60
REVENUES:									
Transfers from General Fund:									
Excess Revenue	9,348.86	0.00	0.00	0.00	0.00	0.00	0.00	0.00	0.00
Sale of Fixed Assets	0.00	2,500.00	0.00	0.00	0.00	0.00	0.00	0.00	0.00
Prn-Sunfish Commons	11,273.00	11,873.37	11,438.59	0.00	0.00	0.00	0.00	0.00	0.00
Int-Sunfish Commons	1,532.26	931.89	299.56	0.00	0.00	0.00	0.00	0.00	0.00
Interest Earnings	257,450.72	210,701.04	128,977.87	54,135.92	48,979.25	47,574.94	46,338.07	44,951.76	44,207.81
Total Revenues	279,604.84	226,006.30	140,716.02	54,135.92	48,979.25	47,574.94	46,338.07	44,951.76	44,207.81
EXPENDITURES:									
Capital Outlay:									
Parks CIP	49,000.00					6,775.00		2,254.00	
General Government				26,200.00	16,000.00		90,151.00	21,101.00	
Fire				17,600.00	32,000.00		32,302.00	71,193.00	6,226.00
Parks/PW				87,200.00		109,448.00			
Police	0.00	0.00	0.00	93,850.00	94,600.00	13,810.00	16,306.00	0.00	0.00
Transfers to General Fund									
Debt Service on Equipment Certificates				217,629.74					
Debt Service on Muni Bldg				298,628.00					
Capital Outlay	354,615.79	392,200.00	201,349.97	43,726.69					
Mami Center Remodel				120,000.00					
Fire Station Generator									
PW Repair parts on sweeper	5,391.00			9,336.87					
Fire Station #2 Rebuild									
Sign Making Equipment									
Total Expenditures	409,006.79	929,748.03	201,349.97	397,913.56	142,600.00	130,033.00	138,759.00	94,548.00	6,226.00
Increase (Decrease) in Cash	(129,401.95)	(703,741.73)	(60,633.95)	(343,777.64)	(93,620.75)	(82,458.06)	(92,420.93)	(49,596.24)	37,981.81
FUND BALANCE, End of Year	4,373,436.90	3,669,695.17	3,609,061.22	3,265,283.58	3,171,662.83	3,089,204.77	2,996,783.85	2,947,187.60	2,985,169.42

Summary Of Capital Outlay New Purchases (per policy adopted 12-18-01)

50% interest earnings/excess revenue	139,802.42	113,003.15	70,358.01	27,067.96	24,489.63	23,787.47	23,169.04	22,475.88	22,103.91
Allowable interest earnings-NEW Capital Purch	529,932.52	642,935.67	713,293.68	740,361.64	764,851.27	788,638.74	811,807.77	834,283.65	856,387.56
New Capital Purchase	0	0	0	0	0	0	0	0	0
Remaining Interest Earnings	529,932.52	642,935.67	713,293.68	740,361.64	764,851.27	788,638.74	811,807.77	834,283.65	856,387.56

FACILITY FUND #412 - CASHFLOW PROJECTIONS

FACILITY FUND #412

	Actual 2007	Actual 2008	Actual 2009	Est 2010	Est 2011	Est 2012	Est 2013	Est 2014	Est 2015
FUND BALANCE, Beginning of Year	126,722.64	169,612.48	177,899.49	183,132.49	146,414.41	128,610.62	130,539.78	32,497.88	32,985.35
REVENUES:									
Excess Revenue Transfer (Year End)	37,395.42	0.00							
Interest Earnings	6,833.81	8,287.01	5,233.00	2,746.99	2,196.22	1,929.16	1,958.10	487.47	494.78
Total Revenues	44,229.23	8,287.01	5,233.00	2,746.99	2,196.22	1,929.16	1,958.10	487.47	494.78
EXPENDITURES:									
PW Salt Shed	1,339.39								
Property Taxes				9,465.07					
PID Wire Circuits					20,000.00				
Sprinkler Fire Station #1									100,000.00
Land Fire Station #4									
City Hall Design									
City Hall Remodel									
Total Expenditures	1,339.39	0.00	0.00	39,465.07	20,000.00	0.00	100,000.00	0.00	0.00
Increase (Decrease) in Cash	42,889.84	8,287.01	5,233.00	(36,718.08)	(17,803.78)	1,929.16	(98,041.90)	487.47	494.78
FUND BALANCE, End of Year	169,612.48	177,899.49	183,132.49	146,414.41	128,610.62	130,539.78	32,497.88	32,985.35	33,480.13

Landfill Trust Fund

Fund #803

Cash Balance

	Actual 2007	Actual 2008	Actual 2009	Projected 2010	Projected 2011	Projected 2012	Projected 2013	Projected 2014	Projected 2015
Beginning Balance	3,765,984	3,420,806	3,536,624	3,616,892	3,292,259	3,402,755	3,514,908	3,628,743	3,744,287
Interest Earnings	195,421.81	157,054.06	105,902.00	54,253.38	49,383.88	51,041.32	52,723.62	54,431.15	56,164.30
Loan Payments-Interest Only									
PW Facility Loan-Int (6%)-12yr									
PD Facility Loan-Int (8%)-20 Yr	30,540	28,094	25,453	22,600	19,519	16,191	12,597	12,597	12,597
Loan Payments-Principal Only									
PW Facility Loan-Prin (6%)-12y									
PD Facility Loan-Prin (8%)-20 Y	30,572	33,018	35,660	38,513	41,593	44,921	48,515	48,515	48,515
Muni Center Debt Transfer									(75,000)
Elmcrest Creek Trail									
Ramsey Crossings-City costs after pr	(521,589)	(30,284)							
RTC Ramp Expense			(14,660)						
Share of Ramsey Express Bus (net of	(80,123)	(72,064)	(72,087)	(440,000)					
Trott Brook Trail Corridor									
Remaining Balance	<u>3,420,806</u>	<u>3,536,624</u>	<u>3,616,892</u>	<u>3,292,259</u>	<u>3,402,755</u>	<u>3,514,908</u>	<u>3,628,743</u>	<u>3,744,287</u>	<u>3,771,563</u>

LANDFILL TRUST FUND:

Revenue Sources:

1. Interest Earnings

Expenditure Uses:

1. Legal Expenses related to lane and post closure
2. Transfers to Park Improving Fund (42.5)- This fund is used to account for park acquisitions and improvements as detailed in CIP
 In an amount not to exceed available in the fund
3. Transfers to non-operating set, retire or avoid future debt. Can not exceed amount of interest earnings.
4. Any capital expenditures thilitze principal. Need four-fifths vote of City Council.
5. Loans or transfers other thapenditures only if City Council declares an emergency situation.

POLICE FACILITY LOAN

Year	Principal	8.00% Interest	Payment Amount	Pay-off Balance
				600,000.00
1996	13,112.00	48,000.00	61,112.00	586,888.00
1997	14,160.96	46,951.04	61,112.00	572,727.04
1998	15,293.84	45,818.16	61,112.00	557,433.20
1999	16,517.34	44,594.66	61,112.00	540,915.86
2000	17,838.73	43,273.27	61,112.00	523,077.13
2001	19,265.83	41,846.17	61,112.00	503,811.30
2002	20,807.10	40,304.90	61,112.00	483,004.20
2003	22,471.66	38,640.34	61,112.00	460,532.54
2004	24,269.40	36,842.60	61,112.00	436,263.14
2005	26,210.95	34,901.05	61,112.00	410,052.19
2006	28,307.82	32,804.18	61,112.00	381,744.37
2007	30,572.45	30,539.55	61,112.00	351,171.92
2008	33,018.25	28,093.75	61,112.00	318,153.67
2009	35,659.71	25,452.29	61,112.00	282,493.96
2010	38,512.48	22,599.52	61,112.00	243,981.48
2011	41,593.48	19,518.52	61,112.00	202,388.00
2012	44,920.96	16,191.04	61,112.00	157,467.04
2013	48,514.64	12,597.36	61,112.00	108,952.40
2014	52,395.81	8,716.19	61,112.00	56,556.60
2015	56,556.59	4,524.53	61,081.12	0.00

LAWFUL GAMBLING FUND - CASHFLOW PROJECTIONS

BEAVER CASH FLOW PROJECTIONS #270

	Actual 2007	Actual 2008	Actual 2009	2010	2011	2012	2013	2014	2015
FUND BALANCE, Beginning of Year	269,816.85	190,149.39	216,537.90	114,383.69	135,126.45	178,953.34	223,437.64	233,589.21	238,893.04
REVENUES:									
Required Contributions:									
Anoka Area Ice Arena Association	8,605.95	4,600.00	4,353.83	4,340.00	10,000.00	10,000.00	10,000.00	10,000.00	10,000.00
Climb Theatre	8,895.93	12,909.70	11,356.76	8,727.00	8,100.00	8,100.00	8,100.00	8,100.00	8,100.00
Outreach Six Acres	0.00	0.00							
Ramsey Lions Club	22,565.07	23,545.08	21,359.70	16,000.00	23,700.00	23,700.00	23,700.00	23,700.00	23,700.00
Donations	790.00	800.00	920.00	460.00	0.00	0.00	0.00	0.00	0.00
Lions Donation for Building Fund									
Interest Earnings	14,885.88	10,946.04	6,097.00	1,715.76	2,026.90	2,684.30	3,351.56	3,503.84	3,583.40
Miscellaneous	0.00	0.00	0.00	0.00	0.00	0.00	0.00	0.00	0.00
Total Revenues	55,742.83	52,800.82	44,087.29	31,242.76	43,826.90	44,484.30	45,151.56	45,303.84	45,383.40

EXPENDITURES:

Park Improvement Program			3,235.00						
Central Park Entrance Sign/Locks									
Central Park Entrance Irrigation									
Alpine Playground	5,000.00								
Drinking Fountains									
Fishing Pier at Riverdale Park									
Lake Itasca Observation Boardwalk									
Observation Deck-Mississippi									
Skate Ramp	9,780.29							40,000.00	
Youth First									
Juvenile Diversion				500.00					
Safety Camp				5,000.00					
Community Programs	47,544.00	22,000.00	11,250.00	5,000.00					
Ramsey Lions Picnic Shelter	69,086.00								
Dog Park-Alpine Park									
Skateboard Park in Alpine Park		412.31	124,797.00						
Unspecified									
Anoka Aquatic Center Funding	4,000.00	4,000.00							
Transfers to Other Funds -									
Total Expenditures	135,410.29	26,412.31	146,241.50	10,500.00	0.00	0.00	35,000.00	40,000.00	0.00
Increase (Decrease) in Cash	(79,667.46)	26,388.51	(102,154.21)	20,742.76	43,826.90	44,484.30	10,151.56	5,303.84	45,383.40
FUND BALANCE, End of Year	190,149.39	216,537.90	114,383.69	135,126.45	178,953.34	223,437.64	233,589.21	238,893.04	284,276.44

MSA Fund	Actual 2007	Actual 2008	Actual 2009	Projected 2010	Projected 2011	Projected 2012	Projected 2013	Projected 2014	Projected 2015
Beginning Balance	851,857	1,507,801	825,672	661,593	952,554	661,974	1,282,251	1,903,567	2,031,630
Revenues									
Current Year Allocation (Held at Sta	685,000	888,730	944,856	957,571	933,000	933,000	933,000	933,000	933,000
MSA City Received from Held Alloc	315,176	(1,099,862)	194,699	845,728					
Interest Earnings	48,918	44,218	20,420	(1,416)	(25)	(1,355)	1,746	4,853	5,493
Total Revenue	1,900,950	1,340,887	1,985,647	2,463,476	1,885,529	1,593,619	2,216,997	2,841,420	2,970,123
Expenditures									
Street Maintenance Projects	(122,423)	(181,056)	(94,102)	(164,554)					
MSA Maintenance (Received from S	(130,000)	(130,000)	(140,000)	(140,000)	(140,000)	(150,000)	(150,000)	(150,000)	(150,000)
Held Allocation)	(140,726)	(149,950)	(194,700)	(845,728)					
CIP Projects									
County Road #5/Alpine Drive Realig								(500,000)	
Sunfish Lake Blvd/Alpine Drive Inter					(120,000)				
Dysprostium Street Reconstruction					(800,000)				(1,700,000)
Variolite Street Alpine Drive to RTC				(184,000)					
167th Avenue Extension - Jasper to Blvd		(54,209)	(895,252)	(176,640)	(163,555)	(161,368)	(163,430)	(159,790)	(155,630)
Sunfish Blvd bond payments									-609238
Total Expenditures	(393,149)	(515,215)	(1,324,054)	(1,510,922)	(1,223,555)	(311,368)	(313,430)	(809,790)	(2,005,630)
Remaining Balance	1,507,801	825,672	661,593	952,554	661,974	1,282,251	1,903,567	2,031,630	964,493
MSA Fund	1,507,801	825,672	661,593	952,554	661,974	1,282,251	1,903,567	2,031,630	964,493
				1,133,528					

Sources:

1. Annual MSA Allotments
2. Interest Earnings

Expenditure Uses:

1. Transfers to General Fund for beral maintenance to state-aid streets
2. Costs associated with municipaipromvement projects as detailed in CIP or as approved by City Council

Park Improvement Trust

	Actual 2007	Actual 2008	Actual 2009	Projected 2010	Projected 2011	Projected 2012	Projected 2013	Projected 2014	Projected 2015
Beginning Balance	3,635,427	4,234,812	4,332,196	4,014,829	1,740,531	1,512,503	1,226,055	470,310	(356,772)
Projected Revenue									
Park/Trail Dedications	661,861	19,267	1,376	12,238	100,000	100,000	100,000	100,000	100,000
Timobile Tower Rental		16,660	36,000						
Greenway Grant Reimb									
Draw Park Internal Loan Reim(10 yr)	45	-	-	-	101,864	101,864	101,864	101,864	101,864
Donations	210,064	182,710	130,930	60,222	1,000	1,000	1,000	1,000	1,000
Interest Earnings	871,970	218,637	168,306	72,461	26,108	22,688	18,391	7,055	(5,352)
Total Revenue					228,972	225,552	221,255	209,919	197,512
CIP Projects									
Alpaca Estates Outlet								(35,000)	
Central Park Improvements	(5,346)								(2,500,000)
Alpine Park Winter Facilities									
Community Garden			(10,000)						
Central Park Redevelopment					(135,000)				
Community Building for Elmcrest Pa					(250,000)				
County Road #5 Trail	(16,641)				(7,000)				
Drinking Fountains	(5,964)	(5,080)				(7,000)			
Draw Park									
Draw Park Internal Loan				(1,370,000)					
Elmcrest Creek Trail				(915,000)					(150,000)
Elmcrest Park Third Phase Security	(96,702)	(19,505)	(91,736)						
Elmcrest Park Entrance		(865)							
Emerald Pond		(34,570)						(50,000)	
Fordbrook Playground									
Fox Park Boardwalk	(5,028)								
Hexagonal Shelters									
Highway 47 underpass	(1,047)	(11,809)							(500,000)
Hunters Hill Park Redevelopment									(76,000)
Irrigation Titterud Park									
King's Island Park Area									(5,000)
Landscape Improvements for Parks		(1,122)			(10,000)	(5,000)	(5,000)	(5,000)	(750,000)
Mississippi River Park Development									
Multi-Sports Facility							(475,000)		
Mississippi Trail								(100,000)	
Park Security Enhancements					(15,000)				
Peltzer Park									
Rabbit Park Phase II								(40,000)	
Restroom Facilities					(40,000)			(125,000)	
Rivers Bend Park Impr/116 Corridor	(8,691)								(20,000)
Riverdale Park Impr			(55,038)						
Riversbluff Outlaws A Acquisition									
Single Road Access Areas									
Sixth Community Park									
Smith Parcel for Alpine Park			(51,905)						
Sunfish Lake Park Development		(48,302)	(259,889)						
Sunfish Lake Park-General Fund				(61,759)					
Traiff Trme on Sunfish Park									
Titterud Park Play Equipment	(6,000)								
Tennis Courts hydroblasted			(15,800)						

Park Improvement Trust

	Actual 2007	Actual 2008	Actual 2009	Projected 2010	Projected 2011	Projected 2012	Projected 2013	Projected 2014	Projected 2015
Trail Projects	(88,554)		(1,304)			(75,000)	(40,000)		
Trout Brook Greenway Projects									
Urban Trail Connections	(38,613)								
Woodland Park Shelter									
Lake Itasca Park Phase I & II (Futures)	(272,586)	(121,253)	(485,673)	(2,346,759)	(457,000)	(400,000)	(400,000)	(400,000)	(5,001,000)
Total CIP Projects									
Remaining Balance	4,234,812	4,332,196	4,014,829	1,740,531	1,512,503	1,226,055	470,310	(356,772)	(5,160,259)

Park Improvement Trust Fund

Sources:

1. Park Dedication Fees
2. Donations
3. Interest Earnings
4. Transfers from Landfill Trust Fu

Expenditure Uses:

1. Land Acquisition
2. Park Improvements

PUBLIC IMPROVEMENT REVOLVING FUND - CASHFLOW PROJECTIONS

PUBLIC IMPROVEMENT REVOLVING FUND #400

	Actual 2007	Actual 2008	Actual 2009	Proposed 2010	Proposed 2011	Proposed 2012	Proposed 2013	Proposed 2014	Proposed
FUND BALANCE - Beginning of Year	1,058,870.48	785,490.70	1,328,578.65	1,673,587.11	1,516,271.92	1,358,207.00	1,455,448.10	1,529,147.82	1,573,953.04
REVENUES:									
Special Assessments (P&I)	599,383.65	722,623.80	454,468.21	300,000.00	300,000.00	300,000.00	300,000.00	300,000.00	300,000.00
Transfers from Other Funds:									
General Fund - Excess Revenue	37,395.41	0.00	0.00	0.00	0.00				
TIF 10 Reimbursement Interfund Loan	38,665.87	135,619.95							
Close Project Funds									
Hanbrich Addition Transfer	13,208.00	12,740.00	12,272.00	11,804.00	11,336.00	10,868.00	10,868.00	10,868.00	10,868.00
Pm/Int-Park & Ride	63,914.98	50,787.39	67,780.78	25,103.81	22,744.08	20,373.10	21,831.72	22,937.22	23,609.30
Interest Earnings	26,200.00								
Miscellaneous/anoka city share access mgmt									
Total Revenues	778,767.91	921,771.14	534,520.99	336,907.81	334,080.08	331,241.10	332,699.72	333,805.22	334,477.30

EXPENDITURES:

Annual Street Maintenance Program									
150th Avenue Sidewalk				50,000					
151/152nd Assessment				93,267					
Ute Stret Assess				59,391	136,145				
Channeleon Street Assess									
Highway 10 Access Mgmt									
Sunwood Drive 56 to 116- Hakanson Study									
Azurite Septic Repair Assessed				5,174					
Alpine Drive Railroad Crossing					98,000				
160th lane/Potassium Street									
Oak Park Terrace/Welcome Road/St Francis	201,921								
RTC Project Mgmt-LSA								55,000	
River Pines Lift Station Street Connection									
Single Road Access Areas							25,000		
Potassium Street Easements	92,095								
Purchase house 5860-157th Lane	286,143								
Public Works-Salt Shed									
Anoka Cnty S.A. Expenses	10,027	6,133	6,464	12,000	13,000	14,000	14,000	14,000	14,000
Transfers to Other Funds:									
S/A To proj/bond funds									
Closed Project Funds	137,903	137,202	183,048	274,391	220,000	220,000	220,000	220,000	220,000
General - Street Maint Prog	324,059	235,349	189,513	494,223	492,145	234,000	259,000	289,000	234,000
Total Expenditures	1,052,148	378,683	189,513	494,223	492,145	234,000	259,000	289,000	234,000
INCREASE (DECREASE) IN CASH	(273,379.78)	543,087.95	345,008.46	(157,315.19)	(158,064.92)	97,241.10	73,699.72	44,805.22	100,477.30

\$915,000.00 PV
 2.00% Rate
 10 Term

Internal Loan-Draw Park

Payment	NPV	Loan-Draw Park		Period	Fund 803		Payment Due
		Beginning	Interest		Principal	Remaining Balance	
\$101,864.00	\$915,000.00	\$18,300.00		1	\$83,564.00	\$831,436.00	6/30/2010
\$101,864.00	\$831,436.00	\$16,628.72		2	\$85,235.28	\$746,200.72	6/30/2011
\$101,864.00	\$746,200.72	\$14,924.01		3	\$86,939.99	\$659,260.73	6/30/2012
\$101,864.00	\$659,260.73	\$13,185.21		4	\$88,678.79	\$570,581.95	7/1/2013
\$101,864.00	\$570,581.95	\$11,411.64		5	\$90,452.36	\$480,129.59	7/2/2014
\$101,864.00	\$480,129.59	\$9,602.59		6	\$92,261.41	\$387,868.18	7/3/2015
\$101,864.00	\$387,868.18	\$7,757.36		7	\$94,106.64	\$293,761.54	7/3/2016
\$101,864.00	\$293,761.54	\$5,875.23		8	\$95,988.77	\$197,772.77	7/4/2017
\$101,864.00	\$197,772.77	\$3,955.46		9	\$97,908.54	\$99,864.23	7/5/2018
\$101,861.51	\$99,864.23	\$1,997.28		10	\$99,864.23	\$0.00	7/6/2019
		\$103,637.51			\$915,000.00		

INTERNAL LOAN - RTC LAND PURCHASE

\$2,334,394.00 PV
 2.00% Rate
 10 Term

Fund 601

Payment	NPV_Beginning	Interest	Period	Principal	Remaining Balance	Payment Due
\$259,880.00	\$2,334,394.00	\$46,687.88	1	\$213,192.12	\$2,121,201.88	6/30/2010
\$259,880.00	\$2,121,201.88	\$42,424.04	2	\$217,455.96	\$1,903,745.92	6/30/2011
\$259,880.00	\$1,903,745.92	\$38,074.92	3	\$221,805.08	\$1,681,940.84	6/30/2012
\$259,880.00	\$1,681,940.84	\$33,638.82	4	\$226,241.18	\$1,455,699.65	7/1/2013
\$259,880.00	\$1,455,699.65	\$29,113.99	5	\$230,766.01	\$1,224,933.65	7/2/2014
\$259,880.00	\$1,224,933.65	\$24,498.67	6	\$235,381.33	\$989,552.32	7/3/2015
\$259,880.00	\$989,552.32	\$19,791.05	7	\$240,088.95	\$749,463.37	7/3/2016
\$259,880.00	\$749,463.37	\$14,989.27	8	\$244,890.73	\$504,572.63	7/4/2017
\$259,880.00	\$504,572.63	\$10,091.45	9	\$249,788.55	\$254,784.08	7/5/2018
\$259,879.77	\$254,784.08	\$5,095.68	10	\$254,784.09	(\$0.00)	7/6/2019
		<u>\$264,405.77</u>		<u>\$2,334,394.00</u>		

INTERNAL LOAN - RTC LAND PURCHASE

Fund 602

\$2,334,394.00 PV
2.00% Rate
10 Term

Payment	NPV_Beginning	Interest	Period	Principal	Remaining Balance	Payment Due
\$259,880.00	\$2,334,394.00	\$46,687.88	1	\$213,192.12	\$2,121,201.88	6/30/2010
\$259,880.00	\$2,121,201.88	\$42,424.04	2	\$217,455.96	\$1,903,745.92	6/30/2011
\$259,880.00	\$1,903,745.92	\$38,074.92	3	\$221,805.08	\$1,681,940.84	6/30/2012
\$259,880.00	\$1,681,940.84	\$33,638.82	4	\$226,241.18	\$1,455,699.65	7/1/2013
\$259,880.00	\$1,455,699.65	\$29,113.99	5	\$230,766.01	\$1,224,933.65	7/2/2014
\$259,880.00	\$1,224,933.65	\$24,498.67	6	\$235,381.33	\$989,552.32	7/3/2015
\$259,880.00	\$989,552.32	\$19,791.05	7	\$240,088.95	\$749,463.37	7/3/2016
\$259,880.00	\$749,463.37	\$14,989.27	8	\$244,890.73	\$504,572.63	7/4/2017
\$259,880.00	\$504,572.63	\$10,091.45	9	\$249,788.55	\$254,784.08	7/5/2018
\$259,879.77	\$254,784.08	\$5,095.68	10	\$254,784.09	(\$0.00)	7/6/2019
		<u>\$264,405.77</u>		<u>\$2,334,394.00</u>		

MUNI Center Debt Internal Loan

\$1,000,000.00 PV
5.00% Rate
20 Term

Original for 2010 budget Sewer Fund Loan Towards Muni Debt

Payment	NPV Beginning	Interest	Period	Principal	Remaining Balance	Payment Due
\$80,243.00	\$1,000,000.00	\$50,000.00	1	\$30,243.00	\$969,757.00	1/1/2010
\$80,243.00	\$969,757.00	\$48,487.85	2	\$31,755.15	\$938,001.85	1/1/2011
\$80,243.00	\$938,001.85	\$46,900.09	3	\$33,342.91	\$904,658.94	1/2/2012
\$80,243.00	\$904,658.94	\$45,232.95	4	\$35,010.05	\$869,648.89	1/1/2013
\$80,243.00	\$869,648.89	\$43,482.44	5	\$36,760.56	\$832,888.33	1/1/2014
\$80,243.00	\$832,888.33	\$41,644.42	6	\$38,598.58	\$794,289.75	1/1/2015
\$80,243.00	\$794,289.75	\$39,714.49	7	\$40,528.51	\$753,761.24	1/2/2016
\$80,243.00	\$753,761.24	\$37,688.06	8	\$42,554.94	\$711,206.30	1/1/2017
\$80,243.00	\$711,206.30	\$35,560.32	9	\$44,682.68	\$666,523.62	1/1/2018
\$80,243.00	\$666,523.62	\$33,326.18	10	\$46,916.82	\$619,606.80	1/1/2019
\$80,243.00	\$619,606.80	\$30,980.34	11	\$49,262.66	\$570,344.14	1/2/2020
\$80,243.00	\$570,344.14	\$28,517.21	12	\$51,725.79	\$518,618.34	1/1/2021
\$80,243.00	\$518,618.34	\$25,930.92	13	\$54,312.08	\$464,306.26	1/1/2022
\$80,243.00	\$464,306.26	\$23,215.31	14	\$57,027.69	\$407,278.57	1/1/2023
\$80,243.00	\$407,278.57	\$20,363.93	15	\$59,879.07	\$347,399.50	1/2/2024
\$80,243.00	\$347,399.50	\$17,369.98	16	\$62,873.02	\$284,526.48	1/1/2025
\$80,243.00	\$284,526.48	\$14,226.32	17	\$66,016.68	\$218,509.80	1/1/2026
\$80,243.00	\$218,509.80	\$10,925.49	18	\$69,317.51	\$149,192.29	1/1/2027
\$80,243.00	\$149,192.29	\$7,459.61	19	\$72,783.39	\$76,408.90	1/2/2028
\$80,229.35	\$76,408.90	\$3,820.45	20	\$76,408.90	\$0.00	1/1/2029
		\$604,846.35		\$1,000,000.00		

\$969,757.00 PV
2.00% Rate
20 Term

For 2011 and forward budget Sewer Fund Loan Towards Muni Debt lower int due to economy

Payment	NPV Beginning	Interest	Period	Principal	Remaining Balance	Payment Due
\$61,853.00	\$969,757.00	\$19,395.14	1	\$42,457.86	\$927,299.14	1/1/2011
\$61,853.00	\$927,299.14	\$18,545.98	2	\$43,307.02	\$883,992.12	1/1/2012
\$61,853.00	\$883,992.12	\$17,679.84	3	\$44,173.16	\$839,818.97	1/1/2013
\$61,853.00	\$839,818.97	\$16,796.38	4	\$45,056.62	\$794,762.34	1/1/2014
\$61,853.00	\$794,762.34	\$15,895.25	5	\$45,957.75	\$748,804.59	1/1/2015
\$61,853.00	\$748,804.59	\$14,976.09	6	\$46,876.91	\$701,927.68	1/1/2016
\$61,853.00	\$701,927.68	\$14,038.55	7	\$47,814.45	\$654,113.24	1/1/2017
\$61,853.00	\$654,113.24	\$13,082.26	8	\$48,770.74	\$605,342.50	1/1/2018
\$61,853.00	\$605,342.50	\$12,106.85	9	\$49,746.15	\$555,596.35	1/1/2019
\$61,853.00	\$555,596.35	\$11,111.93	10	\$50,741.07	\$504,855.28	1/1/2020
\$61,853.00	\$504,855.28	\$10,097.11	11	\$51,755.89	\$453,099.38	1/1/2021
\$61,853.00	\$453,099.38	\$9,061.99	12	\$52,791.01	\$400,308.37	1/1/2022
\$61,853.00	\$400,308.37	\$8,006.17	13	\$53,846.83	\$346,461.54	1/1/2023
\$61,853.00	\$346,461.54	\$6,929.23	14	\$54,923.77	\$291,537.77	1/1/2024
\$61,853.00	\$291,537.77	\$5,830.76	15	\$56,022.24	\$235,515.53	1/1/2025
\$61,853.00	\$235,515.53	\$4,710.31	16	\$57,142.69	\$178,372.84	1/1/2026
\$61,853.00	\$178,372.84	\$3,567.46	17	\$58,285.54	\$120,087.29	1/1/2027
\$61,853.00	\$120,087.29	\$2,401.75	18	\$59,451.25	\$60,636.04	1/1/2028
\$61,848.76	\$60,636.04	\$1,212.72	19	\$60,636.04	(\$0.00)	1/1/2029
		\$205,445.76		\$969,757.00		

MUNI Center Debt Internal Loan

\$1,000,000.00 PV
5.00% Rate
20 Term

Original for 2009 & 2010 budget Water Fund Loan Towards Muni Debt

Payment	NPV_Beginning	Interest	Period	Principal	Remaining Balance	Payment Due
\$80,243.00	\$1,000,000.00	\$50,000.00	1	\$30,243.00	\$969,757.00	1/1/2009
\$80,243.00	\$969,757.00	\$48,487.85	2	\$31,755.15	\$938,001.85	1/1/2010
\$80,243.00	\$938,001.85	\$46,900.09	3	\$33,342.91	\$904,658.94	1/2/2011
\$80,243.00	\$904,658.94	\$45,232.95	4	\$35,010.05	\$869,648.89	1/2/2012
\$80,243.00	\$869,648.89	\$43,482.44	5	\$36,760.56	\$832,888.33	1/1/2013
\$80,243.00	\$832,888.33	\$41,644.42	6	\$38,598.58	\$794,289.75	1/1/2014
\$80,243.00	\$794,289.75	\$39,714.49	7	\$40,528.51	\$753,761.24	1/2/2015
\$80,243.00	\$753,761.24	\$37,688.06	8	\$42,554.94	\$711,206.30	1/2/2016
\$80,243.00	\$711,206.30	\$35,560.32	9	\$44,682.68	\$666,523.62	1/1/2017
\$80,243.00	\$666,523.62	\$33,326.18	10	\$46,916.82	\$619,606.80	1/1/2018
\$80,243.00	\$619,606.80	\$30,980.34	11	\$49,262.66	\$570,344.14	1/2/2019
\$80,243.00	\$570,344.14	\$28,517.21	12	\$51,725.79	\$518,618.34	1/2/2020
\$80,243.00	\$518,618.34	\$25,930.92	13	\$54,312.08	\$464,306.26	1/1/2021
\$80,243.00	\$464,306.26	\$23,215.31	14	\$57,027.69	\$407,278.57	1/1/2022
\$80,243.00	\$407,278.57	\$20,363.93	15	\$59,879.07	\$347,399.50	1/2/2023
\$80,243.00	\$347,399.50	\$17,369.98	16	\$62,873.02	\$284,526.48	1/2/2024
\$80,243.00	\$284,526.48	\$14,226.32	17	\$66,016.68	\$218,509.80	1/1/2025
\$80,243.00	\$218,509.80	\$10,925.49	18	\$69,317.51	\$149,192.29	1/1/2026
\$80,243.00	\$149,192.29	\$7,459.61	19	\$72,783.39	\$76,408.90	1/2/2027
\$80,229.35	\$76,408.90	\$3,820.45	20	\$76,408.90	\$0.00	1/2/2028
		\$604,846.35		\$1,000,000.00		

\$938,001.85 PV
2.00% Rate
18 Term

For 2011 and forward budget Water Fund Loan Towards Muni Debt lower int due to economy

Payment	NPV_Beginning	Interest	Period	Principal	Remaining Balance	Payment Due
\$61,853.00	\$938,001.85	\$18,760.04	1	\$43,092.96	\$894,908.89	1/1/2011
\$61,853.00	\$894,908.89	\$17,898.18	2	\$43,954.82	\$850,954.06	1/1/2012
\$61,853.00	\$850,954.06	\$17,019.08	3	\$44,833.92	\$806,120.15	1/1/2013
\$61,853.00	\$806,120.15	\$16,122.40	4	\$45,730.60	\$760,389.55	1/1/2014
\$61,853.00	\$760,389.55	\$15,207.79	5	\$46,645.21	\$713,744.34	1/1/2015
\$61,853.00	\$713,744.34	\$14,274.89	6	\$47,578.11	\$666,166.23	1/1/2016
\$61,853.00	\$666,166.23	\$13,323.32	7	\$48,529.68	\$617,636.55	1/1/2017
\$61,853.00	\$617,636.55	\$12,352.73	8	\$49,500.27	\$568,136.28	1/1/2018
\$61,853.00	\$568,136.28	\$11,362.73	9	\$50,490.27	\$517,646.01	1/1/2019
\$61,853.00	\$517,646.01	\$10,352.92	10	\$51,500.08	\$466,145.93	1/1/2020
\$61,853.00	\$466,145.93	\$9,322.92	11	\$52,530.08	\$413,615.85	1/1/2021
\$61,853.00	\$413,615.85	\$8,272.32	12	\$53,580.68	\$360,035.16	1/1/2022
\$61,853.00	\$360,035.16	\$7,200.70	13	\$54,652.30	\$305,382.87	1/1/2023
\$61,853.00	\$305,382.87	\$6,107.66	14	\$55,745.34	\$249,637.52	1/1/2024
\$61,853.00	\$249,637.52	\$4,992.75	15	\$56,860.25	\$192,777.27	1/1/2025
\$61,853.00	\$192,777.27	\$3,855.55	16	\$57,997.45	\$134,779.82	1/1/2026
\$61,853.00	\$134,779.82	\$2,695.60	17	\$59,157.40	\$75,622.42	1/1/2027
\$77,134.86	\$75,622.42	\$1,512.45	18	\$75,622.41	\$0.00	1/1/2028
		\$0.00	19	\$0.00	\$0.00	1/1/2029
		\$190,634.01		\$938,001.85		

MUNI Center Debt Internal Loan

\$1,000,000.00 PV
 2.00% Rate
 20 Term

For 2nd Water Fund Loan towards Muni Center Debt

Payment	NPV Beginning	Interest	Period	Principal	Remaining Balance	Payment Due
\$61,853.00	\$1,000,000.00	\$20,000.00	1	\$41,853.00	\$958,147.00	1/1/2011
\$61,853.00	\$969,757.00	\$19,395.14	2	\$42,457.86	\$927,299.14	1/1/2012
\$61,853.00	\$927,299.14	\$18,545.98	3	\$43,307.02	\$883,992.12	1/1/2013
\$61,853.00	\$883,992.12	\$17,679.84	4	\$44,173.16	\$839,818.97	1/1/2014
\$61,853.00	\$839,818.97	\$16,796.38	5	\$45,056.62	\$794,762.34	1/1/2015
\$61,853.00	\$794,762.34	\$15,895.25	6	\$45,957.75	\$748,804.59	1/1/2016
\$61,853.00	\$748,804.59	\$14,976.09	7	\$46,876.91	\$701,927.68	1/1/2017
\$61,853.00	\$701,927.68	\$14,038.55	8	\$47,814.45	\$654,113.24	1/1/2018
\$61,853.00	\$654,113.24	\$13,082.26	9	\$48,770.74	\$605,342.50	1/1/2019
\$61,853.00	\$605,342.50	\$12,106.85	10	\$49,746.15	\$555,596.35	1/1/2020
\$61,853.00	\$555,596.35	\$11,111.93	11	\$50,741.07	\$504,855.28	1/1/2021
\$61,853.00	\$504,855.28	\$10,097.11	12	\$51,755.89	\$453,099.38	1/1/2022
\$61,853.00	\$453,099.38	\$9,061.99	13	\$52,791.01	\$400,308.37	1/1/2023
\$61,853.00	\$400,308.37	\$8,006.17	14	\$53,846.83	\$346,461.54	1/1/2024
\$61,853.00	\$346,461.54	\$6,929.23	15	\$54,923.77	\$291,537.77	1/1/2025
\$61,853.00	\$291,537.77	\$5,830.76	16	\$56,022.24	\$235,515.53	1/1/2026
\$61,853.00	\$235,515.53	\$4,710.31	17	\$57,142.69	\$178,372.84	1/1/2027
\$61,853.00	\$178,372.84	\$3,567.46	18	\$58,285.54	\$120,087.29	1/1/2028
\$61,853.00	\$120,087.29	\$2,401.75	19	\$59,451.25	\$60,636.04	1/1/2029
\$50,238.76	\$60,636.04	\$1,212.72	20	\$49,026.04	\$11,610.00	1/1/2030
		\$0.00		\$0.00	\$0.00	
		\$225,445.76		\$1,000,000.00		

Park & Ride Levy

Pay Thru General Fund Levy from PIR Fund

	Principal	Interest	4.50% Payment Amount	Pay-off Balance
Year Levied				104,000.00
2003	10,400.00	4,680.00	15,080.00	93,600.00
2004	10,400.00	4,212.00	14,612.00	83,200.00
2005	10,400.00	3,744.00	14,144.00	72,800.00
2006	10,400.00	3,276.00	13,676.00	62,400.00
2007	10,400.00	2,808.00	13,208.00	52,000.00
2008	10,400.00	2,340.00	12,740.00	41,600.00
2009	10,400.00	1,872.00	12,272.00	31,200.00
2010	10,400.00	1,404.00	11,804.00	20,800.00
2011	10,400.00	936.00	11,336.00	10,400.00
2012	10,400.00	468.00	10,868.00	-
	104,000.00	25,740.00	129,740.00	

Sewer Utility Fund Working Capital	Actual 2007	Actual 2008	Actual 2009	Projected 2010	Projected 2011	Projected 2012	Projected 2013	Projected 2014	Projected 2015
Beginning Balance	5,113,593	6,208,423	6,578,086	4,970,678	4,244,174	4,796,494	4,710,011	4,775,805	5,267,366
Utility Revenue									
From Utility Billings	1,097,565	1,208,843	1,200,891	1,197,608	1,227,548	1,258,237	1,289,693	1,321,935	1,354,983
Internal Loan to offset Muni Center Debt beginning year 2010 20 years 5%				80,243	61,853	61,853	61,853	61,853	61,853
Internal loan to offset RTC land Purchase				259,880	259,880	259,880	259,880	259,880	259,880
Interest Earnings	330,824	329,043	206,288	74,560	63,663	71,947	70,650	71,637	79,010
SAC(3421 acct)	34,000	16,400	9,200	12,400	30,000	30,000	30,000	30,000	30,000
Connection Charges-Trunk(3431 acct)3%	535,361	12,060	4,862	23,373	50,000	50,000	50,000	50,000	50,000
Reduced by John Peterson Reim of 483 units									
Operating Expense (Personal Services, Supplies, Other Services & Charges)	(507,611)	(526,105)	(656,533)	(1,129,568)	(1,140,624)	(1,197,656)	(1,257,538)	(1,000,000)	(1,000,000)
CIP Projects-Sewer Utilities									
Utility Truck									(25,000)
Sewer Jet Vac Truck			(4,717)						
Abandon Wildlife Sanctuary Lift Station		(343,355)				(352,000)		(35,000)	
Abandon Lifestation River Pines									
167th Avenue Extension				(235,000)					
RTC Land Loan			(2,334,394)	(10,000)					
Elmcrest Park			(33,005)						
NW S&W Ext(20yr-4.5%)		(34,973)							
PW Land/Building		(292,250)							
Sewer ext for NE Area (20 year at 4.5%)				(1,000,000)					
Internal Loan to offset Muni Center Debt beginning year 2011 20 years 5%									
Brookfield-Oversizing san sewer						(268,744)	(268,744)	(268,744)	(268,744)
Septic Discharge System									
Water Treatment Plant Extend Sewer									
West Mississippi Park Sewer									
Remaining Balance	6,208,423	6,578,086	4,970,678	4,244,174	4,796,494	4,710,011	4,775,805	5,267,366	5,695,849
					(400,000)		(170,000)		(113,500)

Stormwater Manag Fund #292	Actual 2007	Actual 2008	Actual 2009	Projected 2010	Projected 2011	Projected 2012	Projected 2013	Projected 2014	Projected 2015
Beginning Balance	1,109,005	920,836	967,741	398,378	429,729	461,550	493,848	526,631	559,905
Developer's Contribu	105,997	425	-	25,000	25,000	25,000	25,000	25,000	25,000
Interest Earnings	66,869	47,707	27,494	6,351	6,821	7,298	7,783	8,274	8,774
CIP Projects-Park Pr									
Sunfish Lake Blvd			(200,000)						
Outfall to Mississip		(1,227)	(396,857)						
NE/NW Sewer Exits	(361,035)								
Remaining Balance	<u>920,836</u>	<u>967,741</u>	<u>398,378</u>	<u>429,729</u>	<u>461,550</u>	<u>493,848</u>	<u>526,631</u>	<u>559,905</u>	<u>593,679</u>

	Actual 2007	Actual 2008	Actual 2009	Projected 2010	Projected 2011	Projected 2012	Projected 2013	Projected 2014	Projected 2015
Storm Water Utility Fund									
Working Capital									
Beginning Balance	(176,665)	601,525	615,570	759,703	877,035	784,639	418,705	626,251	706,448
Utility Revenue	503,553	566,506	578,666	596,000	613,880	632,296	651,265	670,803	690,927
From Utility Billings									
Interest Earnings	15,310.75	26,436.00	26,732.19	11,395.55	13,155.52	11,769.59	6,280.58	9,393.77	10,596.72
Operating Expense									
(Personal Services, Supplies, Other									
Services & Charges)	(101,709)	(162,893)	(163,974)	(225,000)	(250,000)	(275,000)	(275,000)	(275,000)	(275,000)
CIP Projects-Stormwater Utility									
149th Avenue along Trunk Hwy #47	361,035								
NE/NW Sewer Extension(recoded to storm									
Sunfish/143rd									
County 43 Ditch Cleaning								(150,000)	
Annual Drainage Enhancement				(50,000)	(75,000)	(75,000)	(75,000)	(75,000)	(75,000)
River Storm Water Discharge Treatment				(10,000)	(75,000)	(75,000)	(75,000)	(75,000)	(75,000)
Brook View Park Erosion					(141,707)				
151st/152nd					(37,724)				
Chameleon St									
167th Aveue & Sodium Storm									
167th Avenue Extension				(50,000)					
176th Culvert				(40,000)					
Now & Then Estates Street Reconstruction									
PW Land/Building		(292,250)							
Ute Street				(90,064)					
West Mississippi Outlet						(560,000)			(250,000)
RTC Bunker Lake Blvd (Armstrong to Ramsey Blvd)20 Year at 5%									
Whispering Pines Est Plat 2 Storm									
Storm Water Projects									
Wetland 656 Outlet									
Remaining Balance	601,525	615,570	759,703	877,035	784,639	418,705	626,251	706,448	377,972

Water Utility

Actual 2007 Actual 2008 Actual 2009 Actual 2010 Actual 2011 Actual 2012 Actual 2013 Actual 2014 Actual 2015

	Actual 2007	Actual 2008	Actual 2009	Actual 2010	Actual 2011	Actual 2012	Actual 2013	Actual 2014	Actual 2015
Capital Expenses-Equipment									
CIP Projects									
PW Land/Building	\$	(292,250)							
PW Land/Building-Internal Loan to General Fund 20 years 5%	\$	(719,774)							
Internal Loan to offset Muni Center Debt beginning year 2010 20 years 5%			(1,000,000)						
Internal Loan for RTC Land Purchase			(2,334,394)						
Internal Loan to offset Muni Center Debt beginning year 2012 20 years 5%					(1,000,000)				
Utility Truck									
A. Water Supply & Treatment Improvements									
1 Renovate Pump House #2									
2 Renovate Pump House #3									
Well house I Improvements		(141,443)			(60,000)				
4 Well #1 Rehabilitation		(158,623)		(22,000)	(8,000)				
6 Bonding & Study for Water Treatment Facility (20 yrs @5.0%-\$18.4M)			(69,373)		(24,000)				
7 Site Acquisition for Water Treatment Plant									
8 Water Meter Replacement			(209,959)	(226,000)	(1,000,000)				
B. Water Storage Improvements									
1 1.5 MG Ground Storage Reservoir									
2 2.00 MG Elevated Storage Reservoir (Elmcrest Park)		(49,925)	(2,176,853)	(1,500,000)					
3 2.00 MG Elevated Storage Reservoir (Elmcrest Park) Site Land			(768,513)						
C. Distribution System Improvements									
2 Alpine Park to Regency Pond			(314,533)						
5 NE & NW S&W Ext		(307,106)							
8 Alpine Drive-CSAH 5 to Germanium St. Watermain									
C.R. 57?Alpine Drive Watermain Looping									
Magnesium St Watermain Looping									
Fire Station #1 Extension of Water									
9 Oak Park Terrace				(20,000)					
Elmcrest Park Water									
# River Pines Lift Station Water Connection									
# Scada System									
# Sunfish Lake Estates to Fox Knoll									
# General Infrastructure Needs									
D. Distribution System Maintenance Improvements									
1 South Highway 10 Frontage Road									
167th Avenue Extension									
Watermain Looping Bunker Lake Blvd									
Sunfish Lake Blvd/Alpine Drive Intersection Sign									
6 Watermain Looping Ramsey Blvd Armstrong Blvd									
Subtotal - Capital Expenses	\$ (866,438)	\$ (1,614,490)	\$ (6,873,666)	\$ (1,789,000)	\$ (2,769,300)	\$ (2,750,200)	\$ (226,100)	\$ (1,857,182)	\$ (1,813,182)
Operational Expenses									
Operating Expense-Distribution and Administration	\$ (512,889)	\$ (753,600)	\$ (603,685)	\$ (750,000)	\$ (772,500)	\$ 795,675	\$ 819,545	\$ 844,131	\$ 869,455
Operating Expense-Treatment									
Subtotal-Operating Expense	\$ (512,889)	\$ (753,600)	\$ (603,685)	\$ (750,000)	\$ (772,500)	\$ 795,675	\$ 819,545	\$ 844,131	\$ 869,455
Total Annual Expenses	\$ (1,409,327)	\$ (2,368,090)	\$ (7,477,351)	\$ (2,539,000)	\$ (3,541,800)	\$ (1,954,525)	\$ (263,670)	\$ (1,609,540)	\$ (1,558,110)
Water System Revenue									
1 Fiscal Impact Study 10/05 reduced by 200-300 units per year to be conservative)									
Water Sales (gallons/year)	710	816	895	784	900	502	394	369	301
Water rates (\$/1000 gal)(5% annual increase)	825,274,125	874,633,988	923,993,850	973,353,713	975,000,000	975,000,000	975,000,000	975,000,000	975,000,000
Water Availability Charge (WAC) (\$/connection)(4.5% annual increase)	1,96	1,96	2,05	2,16	2,27	2,38	2,50	2,62	2,75
Connection/Trunk Charge (\$/connection)(4.5% after year 2005)	1,454	1,490	1,557	1,627	1,701	1,777	1,821	1,867	1,914
Water Rate Revenue(Water Sales/1000 x Water Rates) + water meters	1,973	2,022	2,113	2,209	2,308	2,412	2,472	2,534	2,597
WAC Revenue(Service Connections x Wac Charge)	400,050	1,539,665	1,693,581	1,780,000	1,883,400	1,888,402	1,945,054	2,003,406	2,063,508
Interest Earnings (Service Connections when platted x Connection Charge)	16,989	20,220	10,600	55,000	100,000	100,000	100,000	100,000	100,000
Interest Earnings (Service Connections when platted x Connection Charge)	640,223	594,177	459,839	104,444	99,955	85,475	95,412	127,813	141,396
Total System Revenue	\$ 2,496,155	\$ 2,323,994	\$ 2,241,870	\$ 2,099,969	\$ 2,233,355	\$ 2,273,877	\$ 2,340,466	\$ 2,431,218	\$ 2,504,894
Trunk Charges returned to John Peterson									
Internal Loan to offset Muni Center Debt beginning year 2009 20 years 5%									
PW Land/Building-Internal Loan to General Fund 20 years 5%									
Internal Loan to offset Muni Center Debt beginning year 2010 20 years 5%									
Internal Loan for RTC Land 10 year 2%									
Water Working Capital Balance									
Total Annual Expenses	\$ (1,409,327)	\$ (2,368,090)	\$ (7,477,351)	\$ (2,539,000)	\$ (3,541,800)	\$ (1,954,525)	\$ (263,670)	\$ (1,609,540)	\$ (1,558,110)
Total System Revenue	\$ 2,496,155	\$ 2,323,994	\$ 2,241,870	\$ 2,099,969	\$ 2,233,355	\$ 2,273,877	\$ 2,340,466	\$ 2,431,218	\$ 2,504,894
Net Income(Loss)	\$ 1,086,827	\$ (44,096)	\$ (5,095,711)	\$ (299,261)	\$ (663,332)	\$ 662,465	\$ 2,160,030	\$ 904,912	\$ 1,030,017
Beginning Water Working Capital Balance	\$ 11,015,920	\$ 12,102,747	\$ 12,058,651	\$ 6,962,941	\$ 6,663,680	\$ 5,698,348	\$ 6,360,813	\$ 8,520,843	\$ 9,425,754
Ending Water Working Capital Balance	\$ 12,102,747	\$ 12,058,651	\$ 6,962,941	\$ 6,663,680	\$ 5,698,348	\$ 6,360,813	\$ 8,520,843	\$ 9,425,754	\$ 10,455,772

PW Property- Bury Carlson Site

\$719,774.50 PV
5.00% Rate
20 Term

2009 & 2010 Payment Only

General Fund Share only of original \$1,753,500

Payment	NPV Beginning	Interest	Period	Principal	Remaining Balance	Payment Due
\$57,756.57	\$719,774.50	\$35,988.73	1	\$21,767.85	\$698,006.66	1/1/2009
\$57,756.57	\$698,006.66	\$34,900.33	2	\$22,856.24	\$675,150.42	1/1/2010
\$57,756.57	\$675,150.42	\$33,757.52	3	\$23,999.05	\$651,151.37	1/2/2011
\$57,756.57	\$651,151.37	\$32,557.57	4	\$25,199.00	\$625,952.37	1/2/2012
\$57,756.57	\$625,952.37	\$31,297.62	5	\$26,458.95	\$599,493.42	1/1/2013
\$57,756.57	\$599,493.42	\$29,974.67	6	\$27,781.90	\$571,711.52	1/1/2014
\$57,756.57	\$571,711.52	\$28,585.58	7	\$29,170.99	\$542,540.52	1/2/2015
\$57,756.57	\$542,540.52	\$27,127.03	8	\$30,629.54	\$511,910.98	1/2/2016
\$57,756.57	\$511,910.98	\$25,595.55	9	\$32,161.02	\$479,749.96	1/1/2017
\$57,756.57	\$479,749.96	\$23,987.50	10	\$33,769.07	\$445,980.88	1/1/2018
\$57,756.57	\$445,980.88	\$22,299.04	11	\$35,457.53	\$410,523.36	1/2/2019
\$57,756.57	\$410,523.36	\$20,526.17	12	\$37,230.40	\$373,292.96	1/2/2020
\$57,756.57	\$373,292.96	\$18,664.65	13	\$39,091.92	\$334,201.03	1/1/2021
\$57,756.57	\$334,201.03	\$16,710.05	14	\$41,046.52	\$293,154.52	1/1/2022
\$57,756.57	\$293,154.52	\$14,657.73	15	\$43,098.84	\$250,055.67	1/2/2023
\$57,756.57	\$250,055.67	\$12,502.78	16	\$45,253.79	\$204,801.89	1/2/2024
\$57,756.57	\$204,801.89	\$10,240.09	17	\$47,516.48	\$157,285.41	1/1/2025
\$57,756.57	\$157,285.41	\$7,864.27	18	\$49,892.30	\$107,393.11	1/1/2026
\$57,756.57	\$107,393.11	\$5,369.66	19	\$52,386.91	\$55,006.20	1/2/2027
\$57,756.51	\$55,006.20	\$2,750.31	20	\$55,006.20	(\$0.00)	1/2/2028
		\$435,356.84		\$719,774.50		

\$675,150.42 PV
2.00% Rate
18 Term

Reduced Interest Rate beginning in 2011 due to economy

General Fund Share only of original \$1,753,500

Payment	NPV Beginning	Interest	Period	Principal	Remaining Balance	Payment Due
\$44,520.00	\$675,150.42	\$13,503.01	1	\$31,016.99	\$644,133.43	1/1/2011
\$44,520.00	\$644,133.43	\$12,882.67	2	\$31,637.33	\$612,496.10	1/1/2012
\$44,520.00	\$612,496.10	\$12,249.92	3	\$32,270.08	\$580,226.02	1/1/2013
\$44,520.00	\$580,226.02	\$11,604.52	4	\$32,915.48	\$547,310.54	1/1/2014
\$44,520.00	\$547,310.54	\$10,946.21	5	\$33,573.79	\$513,736.75	1/1/2015
\$44,520.00	\$513,736.75	\$10,274.74	6	\$34,245.26	\$479,491.49	1/1/2016
\$44,520.00	\$479,491.49	\$9,589.83	7	\$34,930.17	\$444,561.31	1/1/2017
\$44,520.00	\$444,561.31	\$8,891.23	8	\$35,628.77	\$408,932.54	1/1/2018
\$44,520.00	\$408,932.54	\$8,178.65	9	\$36,341.35	\$372,591.19	1/1/2019
\$44,520.00	\$372,591.19	\$7,451.82	10	\$37,068.18	\$335,523.02	1/1/2020
\$44,520.00	\$335,523.02	\$6,710.46	11	\$37,809.54	\$297,713.48	1/1/2021
\$44,520.00	\$297,713.48	\$5,954.27	12	\$38,565.73	\$259,147.75	1/1/2022
\$44,520.00	\$259,147.75	\$5,182.95	13	\$39,337.05	\$219,810.70	1/1/2023
\$44,520.00	\$219,810.70	\$4,396.21	14	\$40,123.79	\$179,686.91	1/1/2024
\$44,520.00	\$179,686.91	\$3,593.74	15	\$40,926.26	\$138,760.65	1/1/2025
\$44,520.00	\$138,760.65	\$2,775.21	16	\$41,744.79	\$97,015.87	1/1/2026
\$44,520.00	\$97,015.87	\$1,940.32	17	\$42,579.68	\$54,436.18	1/1/2027
\$55,524.91	\$54,436.18	\$1,088.72	18	\$54,436.19	(\$0.00)	1/1/2028
		\$0.00	19	\$0.00	\$0.00	1/1/2029
		\$137,214.49		\$675,150.42		

TIF Projections District #1-Rivers Bend

TIF PROJECTIONS DISTRICT #1

Projected Revenue FOR TIF I	Actual 2007	Actual 2008	Actual 2009	Projected 2010	Projected 2011
District I (2011)					
Balance	893,335	817,357	1,012,349	1,160,605	452,877
Revenues					
TIF Increments	811,974	853,646	886,402	814,598	756,980
Repay for Sunfish Park			30,000		
Bond Proceeds					
Interest Earnings	46,152.90	41,458.38	44,765.79	17,409.08	6,793.16
Total Revenue	858,126	895,104	961,168	832,007	763,773
Less:					
Bond Principal (Fund 322/334, 324)	(255,000)				
Bond Interest	(2,869)				
Bond Pym/Int-Sunfish Business Park(Fund 331, 332)	(104,590)	(426,927)	(327,127)		
(\$1,045,000 & \$1,215,000)					
(Azurite St & Waste Mgmt Site)					
Bond Principal (B&A Cyl \$1,035,000) FUND #342	(160,000)	(165,000)	(175,000)	(185,000)	(200,000)
Bond Interest (B&A Cyl \$1,035,000)	(44,330)	(36,570)	(28,485)	(19,735)	(10,300)
Interfund Loan F&C				(1,300,000)	-
Administrative Expenses	(30,986)	(28,354)	(27,132)	(35,000)	(35,000)
Total Expense	<u>(597,775)</u>	<u>(656,851)</u>	<u>(557,744)</u>	<u>(1,539,735)</u>	<u>(245,300)</u>
CIP Project Costs:					
Amoco Acquisition					
B&A Cylinder (bonded)6 yrs @4.5%					(900,000)
Ramp Construction Extension					
County #116 acquisition			(193,000)		
Well #6 RTC Site					
Well #7 RTC Phase 1		(43,262)	(62,167)		
Watermain RTC	(336,330)				
***Highway #47					
***Projects completed or to be completed					
Total CIP Project Costs	<u>(336,330)</u>	<u>(43,262)</u>	<u>(255,167)</u>	<u>-</u>	<u>(900,000)</u>

Remaining TIF Balance 817,357 1,012,349 1,160,605 452,877 71,350

(Total Revenue less Total Project Costs

TIF PROJECTIONS DISTRICT #1

TIF Projections District #2 - Gateway
(2012)

	Actual 2007	Actual 2008	Actual 2009	Projected 2010	Projected 2011	Projected 2012
Revenues						
TIF Increments on agreements	1,511,247	1,597,314	1,713,092	1,667,000	1,437,582	1,437,582
Land Sale-Brown		38,653				
Land Sale-Ace		278,749				
Sparkle Pool Rent	1,500					
Spohn Property Resale	438,242					
St. Paul Terminal Net Sale	5,000					
Interest Earnings(2000 neg int adj for borrowing)	36,451.96	71,906.17	80,303.68	47,075.81	9,678.12	2,898.68
Total Revenue	<u>\$1,992,441</u>	<u>\$1,986,623</u>	<u>\$1,793,395</u>	<u>\$1,714,076</u>	<u>\$1,447,260</u>	<u>\$1,440,481</u>
Expenses						
Sauter Land Purchase Bond Int (Fund 329 \$1,680,000)	(12,697)	(2,088)	(7,152)	(3,993)	(608)	
Sauter Land Purchase Bond Prin (Fund 329 \$1,680,000)	(42,300)	(45,000)	(48,600)	(51,300)	(9,000)	
Parabody Pay-Go(site impr)	(20,264)	(20,264)	(20,264)	(20,264)	(20,264)	(20,264)
*** Well #5-Bond Prin (Fund 328 \$1,695,000 bond)			(450,000)			
Well #5 Bond Int (Fund 328 \$1,695,000 Bond)	(24,075)	(24,075)	(12,038)	(3,644)		
Bond Interest (Fund 323/335 \$2,600,000 Bond)	(21,315)	(16,334)	(10,468)	(265,000)		
Bond Principal (Fund 323/335 \$2,600,000 Bond)	(250,000)	(255,000)	(265,000)	(210,000)		
Trunk Charges Systematic				(500,000)		
Sac/Wac misc projects(estimated 12-31-01)				(95,611)		
Sharp S&W Trunk Fees				(46,875)	(46,875)	
Sharp Reimbursement-Sunfish Gateway	(46,875)	(46,875)	(46,875)	(46,875)		
Sharp Storm Water Mgmt Fee				(35,029)		
Precise Metacraft(Storm, Sewer, Water)				(29,163)		
Debt Service from TIF 8		(41,062)	(84,577)	(70,601)	(82,476)	(126,426)
F&C City Fees				(2,444,000)		
Sharp-Duncan Project	(87,238)	(38,972)	(35,133)	(40,000)	(40,000)	(40,000)
Administrative Expenses						
Total Expense	<u>(\$504,764)</u>	<u>(\$489,689)</u>	<u>(\$980,107)</u>	<u>(\$3,815,480)</u>	<u>(\$199,223)</u>	<u>(\$186,690)</u>
AVAILABLE REVENUES	\$1,487,676	\$1,496,954	\$813,288	(\$2,101,404)	\$1,248,038	\$1,253,791
CIP Project Costs:						
Bury Carlson Land		(159,905)				
Command/National Growth-Minks Property		(25,000)	(25,000)	(25,000)		
141st Avenue Road Construction	(35,609)					
142nd Court Street Improvements				(325,000)		
Brothers Property						(600,000)
Johnson Brothers						(415,300)
Healthquest					(1,100,000)	(700,000)
D & P Properties						
Site Impr such as demos on basalt	(143,317)					
Perkins Property						
Parks Acquisition		(17,500)	(19,360)			
Pond Reim-Tag Machine		(310,400)				
Sparkle Pool		(4,500)				
Brown	(277,000)	(6,601)				
McKinley Street	(14,218)					
County Road #116 (#47 toDysprosium)					(600,000)	(1,250,000)
County Road #116 (Dysprosium to County #57)						
Total CIP Project Costs	<u>(470,144)</u>	<u>(523,906)</u>	<u>(58,225)</u>	<u>(41,775)</u>	<u>(600,000)</u>	<u>(1,250,000)</u>
***Projects complete or to be completed			(102,584)	(391,775)	(1,700,000)	(2,965,300)
(Available Revenue less Total Project Costs)	<u>\$1,017,532</u>	<u>\$973,048</u>	<u>\$710,704</u>	<u>(\$2,493,180)</u>	<u>(\$451,962)</u>	<u>(\$1,711,509)</u>
Remaining TIF Balance/(Deficit)	\$1,454,636	\$2,427,684	\$3,138,388	\$645,208	\$193,246	(\$1,518,264)

TIF Projections District #4-Front Street
Exhibit B

TIF PROJECTIONS DISTRICT #4

Projected Revenue FOR TIF IV District I (2013) Balance	Actual 2007	Actual 2008	Actual 2009	Projected 2010	Projected 2011	Projected 2012	Projected 2013
	111,168	445,849	858,342	181,380	257,768	393,499	533,975
Revenues							
TIF Increments	398,146	482,859	535,185	434,573	434,573	434,573	434,573
Interest Earnings	12,157.31	25,755.87	36,234.24	2,720.70	3,866.52	5,902.49	8,009.62
Total Revenue	410,303	508,615	571,419	437,294	438,440	440,475	442,583
Less:							
GB Properties	(25,000)	(25,000)	(25,000)				
Riverview Community Bank (Premier Le	(30,573)	(45,860)	(30,573)	(30,573)	(27,708)		
Administrative Expenses	(20,049)	(25,263)	(24,982)	(25,000)	(25,000)	(25,000)	(10,000)
Total Expense	(75,622)	(96,122)	(80,555)	(55,573)	(52,708)	(25,000)	(10,000)
CIP Project Costs:							
Oasis Market			(1,078,195)				
US Bank Road Easement			(89,630)				
Street Recon				(305,333)	(250,000)	(275,000)	(250,000)
Parking Ramp							
Zeolite St							(340,000)
Phase II streets in RTC							
****Project Completed							
Total CIP Project Costs	-	-	(1,167,825)	(305,333)	(250,000)	(275,000)	(590,000)
Remaining TIF Balance	445,849	858,342	181,380	257,768	393,499	533,975	376,558
(Total Revenue Less Total Project Costs Prepared by Finance Dept Note: 40% of Profit & Interest paid thru TIF)							

11/9/2010

TIF PROJECTIONS DISTRICT #7

Projected Revenue FOR TIF VII District VII (2015) Balance	Actual 2007	Actual 2008	Actual 2009	Projected 2010	Projected 2011	Projected 2012	Projected 2013	Projected 2014	Projected 2015
	(18,572)	(13,265)	(6,104)	2,022	(201)	(6,158)	(10,091)	(11,875)	(11,381)
Revenues									
B&B Carpeting	29,510	31,235	31,733	27,879	27,879	27,879	27,879	27,879	27,879
Special Assessment-Prim				5,200					
Special Assessment Int				442					
Interest Earnings	(736.80)	(561.28)	(75.23)	418.19	418.19	418.19	418.19	418.19	418.19
Total Revenue	28,773	30,673	31,657	33,939	28,297	28,297	28,297	28,297	28,297
Less:									
B&B Revenue Note-Prim (site impr)	(23,000)	(23,000)	(23,000)	(23,000)	(23,000)	(23,000)	(23,000)	(23,000)	(8,466)
B&B Revenue Note-Int				(10,662)	(8,754)	(6,730)	(4,582)	(2,303)	(40,340)
Administrative Expenses	(466)	(513)	(531)	(2,500)	(2,500)	(2,500)	(2,500)	(2,500)	(2,500)
S&W Extension									
Total Expense	(23,466)	(23,513)	(23,531)	(36,162)	(34,254)	(32,230)	(30,082)	(27,803)	(51,305)
Remaining TIF Balance	(13,265)	(6,104)	2,022	(201)	(6,158)	(10,091)	(11,875)	(11,381)	(34,390)
(Total Revenue less Total Project Costs)									

TIF Projections District #8
Maken

TIF PROJECTIONS DISTRICT #8

Projected Revenue	Actual 2007	Actual 2008	Actual 2009	Projected 2010	Projected 2011	Projected 2012	Projected 2013	Projected 2014	Projected 2015
District VIII (2028) Balance	3,521	36,278	6,713	8,912	(30,954)	(76,419)	(94,902)	(95,724)	(187,159)
Revenues									
Land Proceeds-Cullinan	117,755	261,929	267,591	250,000	250,000	250,000	250,000	250,000	250,000
Tax Increment	266,041	41,062	84,577	70,601	82,476	126,426	(1,423.53)	(1,435.86)	(2,807.39)
Transfer from TIF 2 to pay 20-40% bonded debt		3,174.07	1,147.96	133.68	(464.31)	(1,146.28)			
Interest Earnings	3,428.46								
Total Revenue	387,224	306,165	353,316	320,735	332,012	375,280	248,576	248,564	247,193.
Less:									
Principal on 920,000 GOTTI Bond (Fund 330 141st&143rd)					(220,000)	(200,000)	(200,000)	(300,000)	
Int on 920,000 GOTTI Bond(fund 330-141st &143rd Ave)	(41,062)	(42,810)	(32,936)	(42,810)	(42,810)	(52,800)	(23,500)	(14,100)	
Principal on 1,680,000 GO Taxable(Fund 329 Maken Land bond	(192,700)	(205,000)	(221,400)	(233,700)	(41,000)				
Interest on 1,680,000 GO Taxable(Fund 329 Maken Land Bond -	(57,843)	(49,346)	(42,238)	(18,192)	(2,768)	(117,727)			
S&W Trunk-Sauter & RJM									
Interfund Loan Prn									
Interfund Loan Int	(10,000)								
Old Castle Precast Site Impr	(17,960)		(17,454)						
Clean up Cullinan Site	(15,899)	(15,899)	(15,899)	(15,899)	(15,899)	(15,899)	(15,899)	(15,899)	(15,899)
W Properties (Land Reimbursement)		(15,899)		(40,000)	(45,000)	(17,337)	(10,000)	(10,000)	(10,000)
Lundeen Holdings (Phase II Reimbursement)				(10,000)	(10,000)	(10,000)	(10,000)	(10,000)	(10,000)
Administrative Expenses	(19,004)	(22,675)	(21,190)						
Total Expense	(354,467)	(335,730)	(351,117)	(360,601)	(377,477)	(395,763)	(249,399)	(339,999)	(25,899)

CIP Project Costs:

Total CIP Project Costs									
Remaining TIF Balance	36,278	6,713	8,912	(30,954)	(76,419)	(94,902)	(95,724)	(187,159)	34,134
(Total Revenue less Total Project Costs									

Note: Will need to pool increment from TIF 2 to pay off bonds

TIF PROJECTIONS DISTRICT #8

Projected Revenue FOR TIF VIII	Projected 2016	Projected 2017	Projected 2018	Projected 2019	Projected 2020	Projected 2021	Projected 2022	Projected 2023	Projected 2024
District VIII (2028) Balance	34,134	288,747	486,730	718,132	(95,329)	127,342	353,353	598,654	847,634
Revenues									
Land Proceeds-Cullinan	250,000	250,000	250,000	250,000	250,000	250,000	250,000	250,000	250,000
Tax Increment	512.02	3,881.21	7,300.95	10,771.97	(1,429.93)	1,910.14	5,300.30	8,979.81	12,714.50
Transfer from TIF 2 to pay 20-40% bonded debt									
Interest Earnings									
Total Revenue	250,512	253,881	257,301	260,772	248,570	251,910	255,300	258,980	262,715
Less:									
Principal on 920,000 GOTTI Bond (Fund 330 141st& 142nd)									
Int on 920,000 GOTTI Bond(fund 330-141st &143rd.									
Principal on 1,680,000 GO Taxable(Fund 329 Make									
Interest on 1,680,000 GO Taxable(Fund 329 Make									
S&W Trunk-Sauter & RJM									
Interfund Loan P'm				(500,000)					
Interfund Loan Int				(948,333)					
Old Castle Precast Site Impr									
Clean up Cullinan Site									
W Properties (Land Reimbursement)	(15,899)	(15,899)	(15,899)	(15,899)	(15,899)	(15,899)	(15,899)	(15,899)	(15,899)
Lundeen Holdings (Phase II Reimbursement)	(10,000)	(10,000)	(10,000)	(10,000)	(10,000)	(10,000)	(10,000)	(10,000)	(10,000)
Administrative Expenses									
Total Expense	(25,899)	(25,899)	(25,899)	(1,074,232)	(25,899)	(25,899)	(10,000)	(10,000)	(10,000)
CIP Project Costs:									
Total CIP Project Costs									
Remaining TIF Balance	258,747	486,730	718,132	(95,329)	127,342	353,353	598,654	847,634	1,100,348
(Total Revenue less Total Project Costs)									

Note: Will need to pool increment from TIF 2 to pa

Projected Revenue FOR TIF VIII District VIII (2028) Balance	Projected 2025	Projected 2026	Projected 2027	Projected 2028
	1,100,348	1,356,853	1,617,206	1,881,464
Revenues				
Land Proceeds-Cullinan				
Tax Increment	250,000	250,000	250,000	250,000
Transfer from TIF 2 to pay 20-40% bonded debt				
Interest Earnings	16,505.22	20,352.80	24,258.09	28,221.96
Total Revenue	266,505	270,353	274,258	278,222

Less:
Principal on 920,000 GOTTI Bond (Fund 330 141st&
Int on 920,000 GOTTI Bond(fund 330-141st &143rd.
Principal on 1,680,000 GO Taxable(Fund 329 Maki
Interest on 1,680,000 GO Taxable(Fund 329 Maki
S&W Trunk-Sauter & RJM
Interfund Loan Pm
Interfund Loan Int
Old Castle Precast Site Impr
Clean up Cullinan Site
W Properties (Land Reimbursement)
Lundeen Holdings (Phase II Reimbursement)
Administrative Expenses

Total Expense	(10,000)	(10,000)	(10,000)	(22,103)
----------------------	----------	----------	----------	----------

CIP Project Costs:

Total CIP Project Costs	-	-	-	-
--------------------------------	---	---	---	---

Remaining TIF Balance (Total Revenue less Total Project Costs)	1,356,853	1,617,206	1,881,464	2,137,583
--	-----------	-----------	-----------	-----------

Note: Will need to pool increment from TIF 2 to pa

TIF PROJECTIONS DISTRICT #9

Projected Revenue FOR TIF IX District IX (2029) Balance	Actual 2007	Actual 2008	Actual 2009	Projected 2010	Projected 2011	Projected 2012	Projected 2013	Projected 2014	Projected 2015
	(24,484)	(21,366)	(19,742)	(17,882)	(15,434)	(12,968)	(16,361)	(19,780)	(23,224)
Revenues									
Tax Increment	29,689	27,949	27,910	28,582	28,582	28,582	28,582	28,582	28,582
Interest Earnings	(1,095.15)	(815.20)	(521.59)	(134.12)	(115.76)	(97.26)	(122.71)	(148.35)	(174.18)
Total Revenue	28,593	27,134	27,389	28,448	28,466	28,485	28,459	28,434	28,408
Administrative Expenses	(475)	(510)	(529)	(1,000)	(1,000)	(6,878)	(6,878)	(6,878)	(6,878)
Site Improvements(2004-2023)	(25,000)	(25,000)	(25,000)	(25,000)	(25,000)	(25,000)	(25,000)	(25,000)	(25,000)
Total Expense	(25,475)	(25,510)	(25,529)	(26,000)	(26,000)	(31,878)	(31,878)	(31,878)	(31,878)
Remaining TIF Balance	(21,366)	(19,742)	(17,882)	(15,434)	(12,968)	(16,361)	(19,780)	(23,224)	(26,694)
(Total Revenue less Total Project Costs)									

TIF PROJECTIONS DISTRICT #9

Projected Revenue FOR TIF IX District IX (2029) Balance	Projected 2016	Projected 2017	Projected 2018	Projected 2019	Projected 2020	Projected 2021	Projected 2022	Projected 2023	Projected 2024
	(26,694)	(30,191)	(33,713)	(37,262)	(40,837)	(44,440)	(48,069)	(51,726)	(55,409)
Revenues	28,582	28,582	28,582	28,582	28,582	28,582	28,582	28,582	28,582
Tax Increment	(200.21)	(226.43)	(252.85)	(279.46)	(306.28)	(333.30)	(360.52)	(387.94)	(415.57)
Interest Earnings									
Total Revenue	28,382	28,356	28,329	28,303	28,276	28,249	28,221	28,194	28,166
Administrative Expenses	(6,878)	(6,878)	(6,878)	(6,878)	(6,878)	(6,878)	(6,878)	(6,878)	(6,878)
Site Improvements(2004-2023)	(25,000)	(25,000)	(25,000)	(25,000)	(25,000)	(25,000)	(25,000)	(25,000)	(25,000)
Total Expense	(31,878)	(31,878)	(31,878)	(31,878)	(31,878)	(31,878)	(31,878)	(31,878)	(31,878)
Remaining TIF Balance (Total Revenue less Total Projec	(30,191)	(33,713)	(37,262)	(40,837)	(44,440)	(48,069)	(51,726)	(55,409)	(60,121)

TIF PROJECTIONS DISTRICT #9

Projected Revenue FOR TIF IX District IX (2029) Balance	Projected 2025	Projected 2026	Projected 2027	Projected 2028	Projected 2029
	(94,121)	(12,673)	8,936	30,707	52,641
Revenues					
Tax Increment	28,582	28,582	28,582	28,582	28,582
Interest Earnings	(255.91)	(95.05)	67.02	230.30	394.81
Total Revenue	28,326	28,487	28,649	28,812	28,977
Administrative Expenses	(6,878)	(6,878)	(6,878)	(6,878)	(6,878)
Site Improvements(2004-2023)					
Total Expense	(6,878)	(6,878)	(6,878)	(6,878)	(6,878)
Remaining TIF Balance (Total Revenue less Total Project	(12,673)	8,936	30,707	52,641	74,740

TIF PROJECTIONS DISTRICT #10

Projected Revenue FOR TIF X District X (2011)	Actual 2007	Actual 2008	Actual 2009	Projected 2010	Projected 2011	Projected 2012
Balance	276,530	620,543	521,185	719,029	740,595	(48,220)
Revenues						
Tax Increment Panther Land	101,336	132,845 26,007	106,510	128,303	128,303	128,303
Diamond Graphics QDP/JBT Alliance Land	148,802		74,909			
Property Tax Refund-Abated MN Waterjet Land	81,880	14,175				
Riverside Manufacturing Interest Earnings	22,188.53	32,446.95	21,503.46	5,392.72	5,554.46	(361.65)
Total Revenue	354,207	205,474	202,923	133,696	133,857	127,941
Administrative Expenses	(1,519)	(6,773)	(1,088)	(4,000)		
Interfund Loan-PIR Fund						
Interest on Interfund Loan						
Road Construction-Waitec	(8,675)	(298,060)	(3,990)	(108,130)		
Sewer Trunk	-	-	-	-	(105,276)	
Water Trunk	-	-	-	-	(234,476)	
Storm Water Mgmt	-	-	-	-	(82,770)	
Site Improvements	-	-	-	-	(120,000)	
Land Acquisition	-	-	-	-	(380,150)	
Total Expense	(10,193)	(304,832)	(5,078)	(112,130)	(922,672)	-

Remaining TIF Balance	620,543	521,185	719,029	740,595	(48,220)	79,722
(Total Revenue less Total Project Costs)						

THIS PAGE INTENTIONALLY BLANK