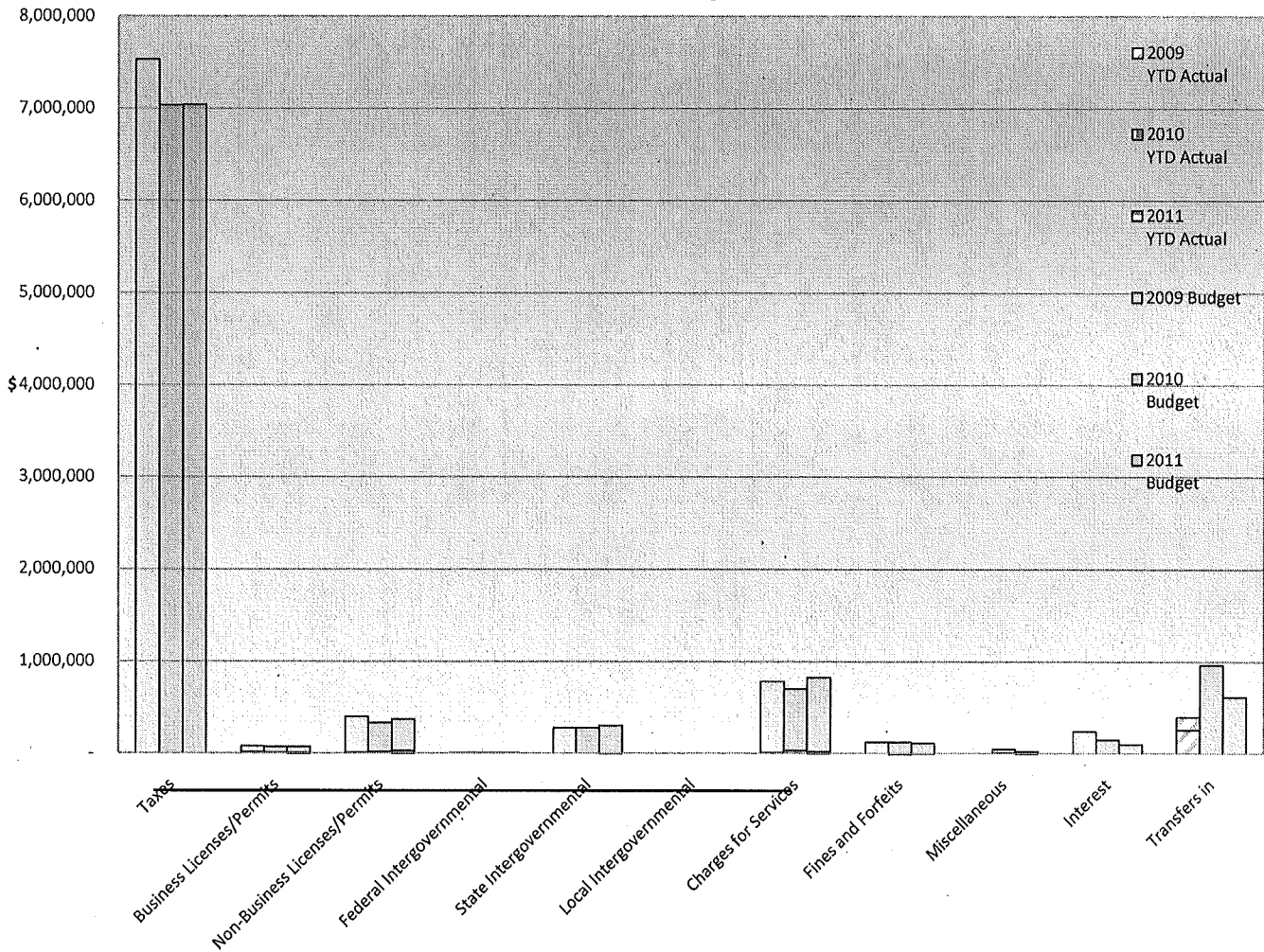


CITY OF RAMSEY

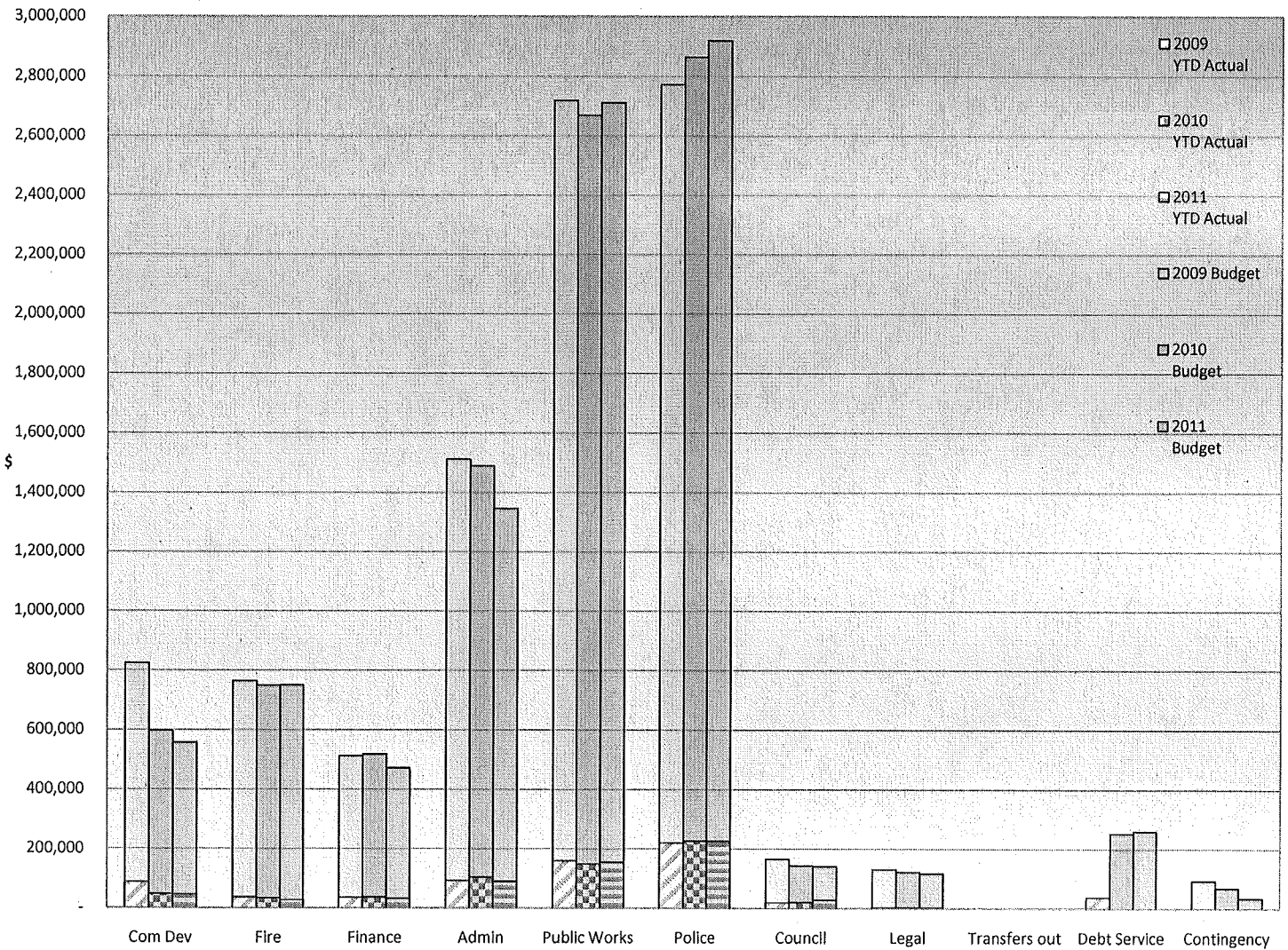
Budget to Actual Revenues YTD thru January 2011



| | <u>Taxes</u> | <u>Business Licenses/Permits</u> | <u>Non-Business Licenses/Permits</u> | <u>Federal Intergovernmental</u> | <u>State Intergovernmental</u> | <u>Local Intergovernmental</u> | <u>Charges for Services</u> | <u>Fines and Forfeits</u> | <u>Misc.</u> | <u>Interest</u> | <u>Transfers in</u> | <u>Total</u> |
|-----------------------------|--------------|----------------------------------|--------------------------------------|----------------------------------|--------------------------------|--------------------------------|-----------------------------|---------------------------|--------------|-----------------|---------------------|--------------|
| 2011 Budget | 7,037,127 | 71,200 | 367,532 | 6,000 | 299,300 | - | 823,875 | 112,500 | 19,000 | 100,000 | 612,866 | 9,449,400 |
| 2011 YTD Actual | - | 4,560 | 27,828 | - | (1,500) | - | 19,138 | 1,500 | 368 | - | - | 51,894 |
| 2010 Budget | 7,034,194 | 69,500 | 330,750 | 6,000 | 277,100 | - | 700,451 | 120,000 | 45,000 | 150,000 | 965,046 | 9,698,041 |
| 2010 YTD Actual | - | 12,080 | 15,238 | - | - | - | 33,904 | (9,521) | 438 | - | - | 52,139 |
| 2009 Budget | 7,532,034 | 78,000 | 398,400 | 6,000 | 277,100 | - | 785,588 | 120,000 | 2,000 | 240,000 | 257,687 | 9,696,809 |
| 2009 YTD Actual | - | 11,075 | 10,018 | 358 | 0 | 7 | 9,104 | 666 | 344 | - | 398,620 | 430,192 |
| 2011 YTD % of Budget | 0.00% | 6.40% | 7.57% | 0.00% | -0.50% | #DIV/0! | 2.32% | 1.33% | 1.94% | 0.00% | 0.00% | 0.55% |

CITY OF RAMSEY

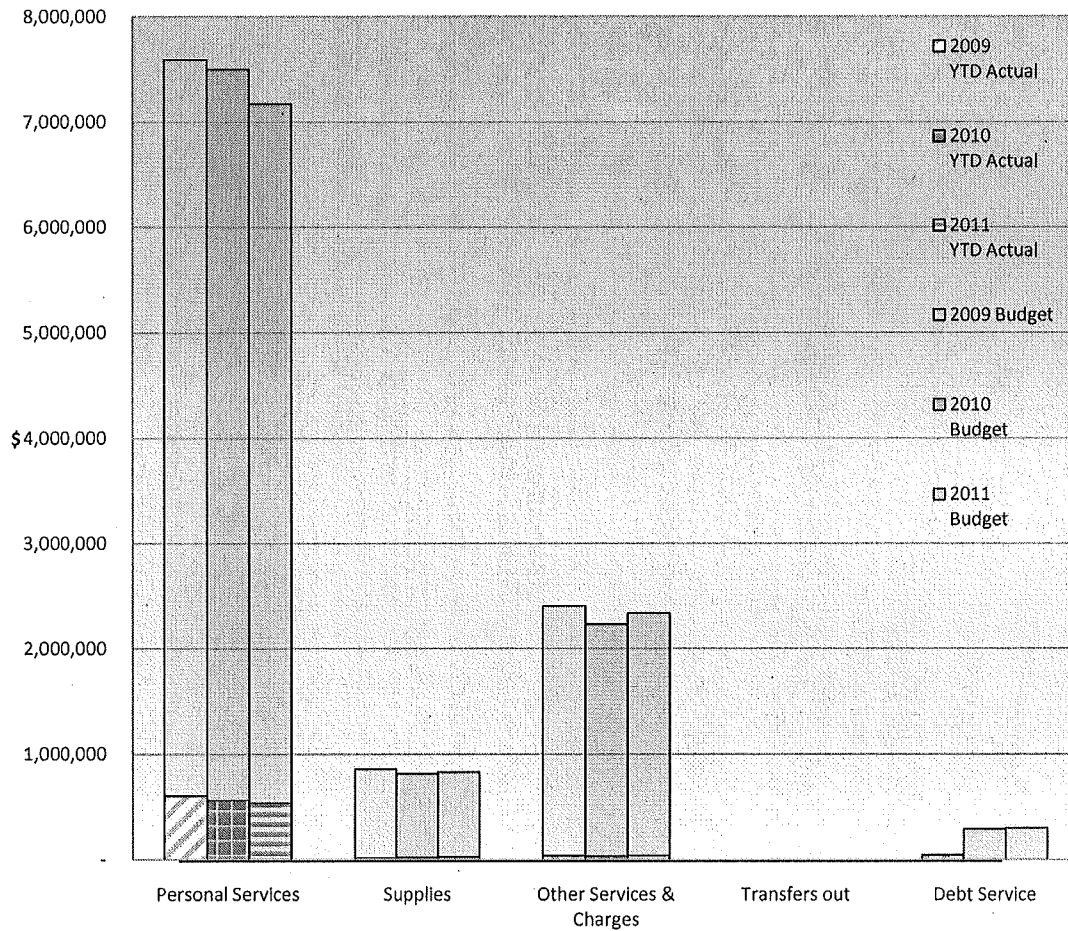
Budget to Actual Expenditures by Department YTD thru January 2011



| | <u>Com Dev</u> | <u>Fire</u> | <u>Finance</u> | <u>Admin</u> | <u>Public Works</u> | <u>Police</u> | <u>Council</u> | <u>Legal</u> | <u>Transfers out</u> | <u>Debt Service</u> | <u>Contingency</u> | <u>Total</u> |
|-----------------------------|----------------|-------------|----------------|--------------|---------------------|---------------|----------------|--------------|----------------------|---------------------|--------------------|--------------|
| 2011 Budget | 557,272 | 749,783 | 471,420 | 1,344,287 | 2,711,681 | 2,919,369 | 141,156 | 117,000 | - | 260,934 | 33,898 | 9,306,800 |
| 2011 YTD Actual | 45,668 | 26,685 | 31,483 | 89,292 | 155,150 | 226,222 | 27,857 | 2,943 | - | - | - | 605,299 |
| 2010 Budget | 597,419 | 748,713 | 518,175 | 1,488,890 | 2,669,548 | 2,863,561 | 144,236 | 122,000 | - | 252,647 | 68,002 | 9,473,191 |
| 2010 YTD Actual | 47,359 | 33,339 | 35,424 | 103,985 | 148,104 | 225,813 | 20,097 | 2,998 | - | - | - | 617,118 |
| 2009 Budget | 824,350 | 764,766 | 511,814 | 1,512,148 | 2,718,718 | 2,772,287 | 166,360 | 131,000 | - | 37,724 | 93,792 | 9,532,959 |
| 2009 YTD Actual | 87,251 | 35,694 | 34,687 | 92,156 | 159,397 | 220,102 | 18,659 | 3,360 | - | 37,724 | - | 689,029 |
| 2011 YTD % of Budget | 8.19% | 3.56% | 6.68% | 6.64% | 5.72% | 7.75% | 19.73% | 2.52% | #DIV/0! | 0.00% | 0.00% | 6.50% |

CITY OF RAMSEY

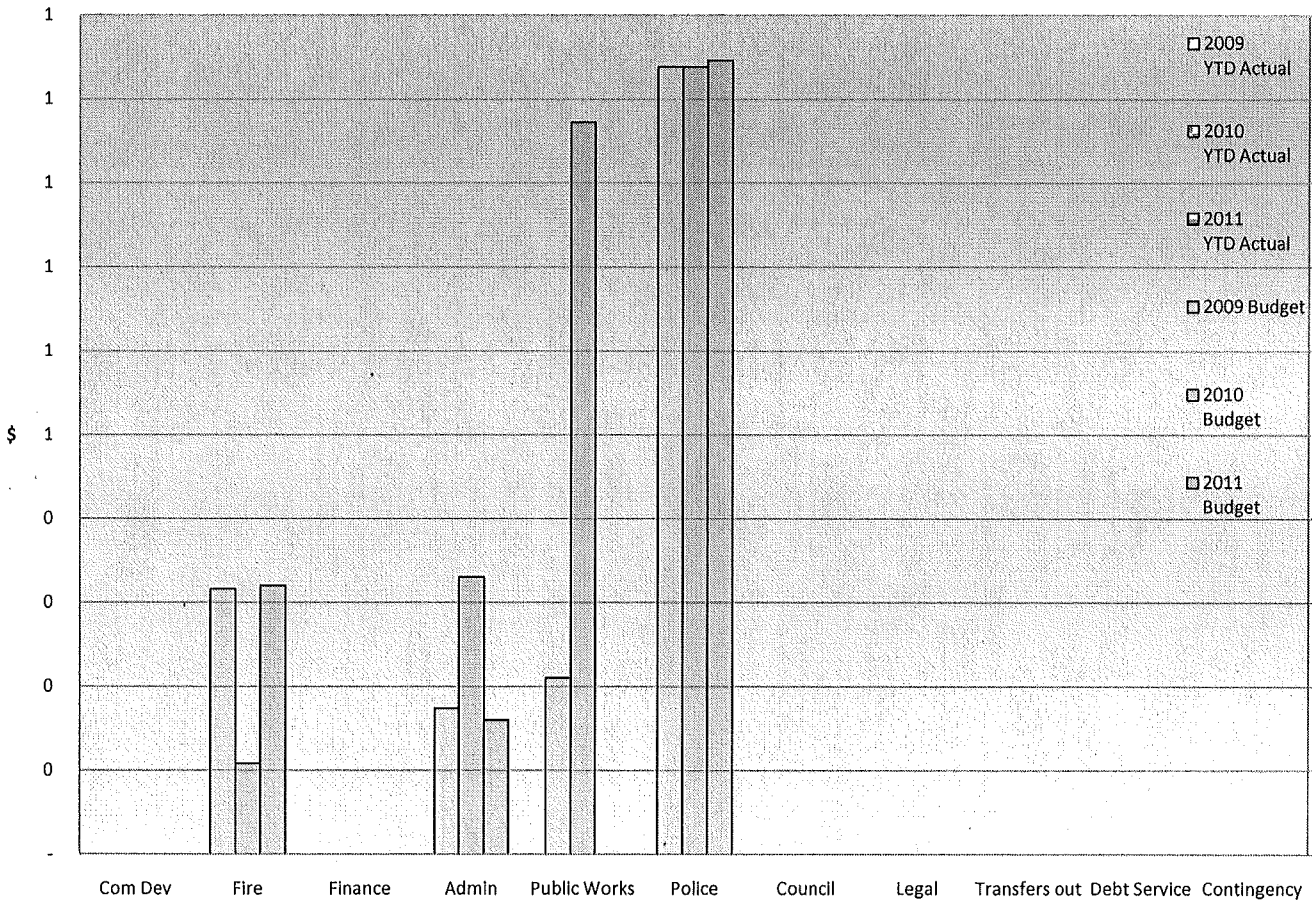
Budget to Actual Expenditures by Category YTD thru January 2011



| | <u>Personal Services</u> | <u>Supplies</u> | <u>Other Services & Charges</u> | <u>Transfers out</u> | <u>Debt Service</u> | <u>Total</u> |
|----------------------|--------------------------|-----------------|-------------------------------------|----------------------|---------------------|--------------|
| 2011 Budget | 6,275,744 | 724,837 | 2,045,285 | - | 260,934 | 9,306,800 |
| 2011 YTD Actual | 540,278 | 25,471 | 39,549 | - | - | 605,299 |
| 2010 Budget | 6,559,765 | 710,972 | 1,949,807 | - | 252,647 | 9,473,191 |
| 2010 YTD Actual | 562,866 | 21,044 | 33,208 | - | - | 617,118 |
| 2009 Budget | 6,643,206 | 749,309 | 2,102,720 | - | 37,724 | 9,532,959 |
| 2009 YTD Actual | 603,792 | 12,780 | 34,732 | - | 37,724 | 689,029 |
| 2011 YTD % of Budget | 8.61% | 3.51% | 1.93% | #DIV/0! | 0.00% | 6.50% |

CITY OF RAMSEY

Budget to Actual Capital Outlay YTD thru January 2011



| | <u>Com Dev</u> | <u>Fire</u> | <u>Finance</u> | <u>Admin</u> | <u>Public Works</u> | <u>Police</u> | <u>Council</u> | <u>Legal</u> | <u>Transfers out</u> | <u>Debt Service</u> | <u>Contingency</u> | <u>Total</u> |
|----------------------|----------------|-------------|----------------|--------------|---------------------|---------------|----------------|--------------|----------------------|---------------------|--------------------|--------------|
| 2011 Budget | - | 32,000 | - | 16,000 | - | 94,600 | - | - | - | - | - | 142,600 |
| 2011 YTD Actual | - | - | - | - | - | - | - | - | - | - | - | - |
| 2010 Budget | - | 10,800 | - | 33,000 | 87,200 | 93,850 | - | - | - | - | - | 224,850 |
| 2010 YTD Actual | - | - | - | - | - | - | - | - | - | - | - | - |
| 2009 Budget | - | 31,600 | - | 17,400 | 21,000 | 93,850 | - | - | - | - | - | 163,850 |
| 2009 YTD Actual | - | - | - | - | - | - | - | - | - | - | - | - |
| 2011 YTD % of Budget | #DIV/0! | 0.00% | #DIV/0! | 0.00% | #DIV/0! | 0.00% | #DIV/0! | #DIV/0! | #DIV/0! | #DIV/0! | #DIV/0! | 0.00% |

CITY OF RAMSEY

Period Summary - General Fund

Reporting Period: 1/1/2011 - 01/31/2011

| Expenditures By Dept Head | 2011 | 2011 | 2010 | 2010 | 2009 Budget | 2009 |
|---------------------------|------------------|----------------|------------------|----------------|------------------|----------------|
| | Budget | YTD Actual | Budget | YTD Actual | | YTD Actual |
| Com Dev | 557,272 | 45,668 | 597,419 | 47,359 | 824,350 | 87,251 |
| Fire | 749,783 | 26,685 | 748,713 | 33,339 | 764,766 | 35,694 |
| Finance | 471,420 | 31,483 | 518,175 | 35,424 | 511,814 | 34,687 |
| Admin | 1,344,287 | 89,292 | 1,488,890 | 103,985 | 1,512,148 | 92,156 |
| Public Works | 2,711,681 | 155,150 | 2,669,548 | 148,104 | 2,718,718 | 159,397 |
| Police | 2,919,369 | 226,222 | 2,863,561 | 225,813 | 2,772,287 | 220,102 |
| Council | 141,156 | 27,857 | 144,236 | 20,097 | 166,360 | 18,659 |
| Legal | 117,000 | 2,943 | 122,000 | 2,998 | 131,000 | 3,360 |
| Transfers out | - | - | - | - | - | - |
| Debt Service | 260,934 | - | 252,647 | - | 37,724 | 37,724 |
| Contingency | 33,898 | - | 68,002 | - | 93,792 | - |
| | <u>9,306,800</u> | <u>605,299</u> | <u>9,473,191</u> | <u>617,118</u> | <u>9,532,959</u> | <u>689,029</u> |
| | | (0) | | 0 | | |

| Revenue | 2011 | 2011 | 2010 | 2010 | 2009 Budget | 2009 |
|-------------------------------|------------------|---------------|------------------|---------------|------------------|----------------|
| | Budget | YTD Actual | Budget | YTD Actual | | YTD Actual |
| Taxes | 7,037,127 | - | 7,034,194 | - | 7,532,034 | - |
| Business Licenses/Permits | 71,200 | 4,560 | 69,500 | 12,080 | 78,000 | 11,075 |
| Non-Business Licenses/Permits | 367,532 | 27,828 | 330,750 | 15,238 | 398,400 | 10,018 |
| Federal Intergovernmental | 6,000 | - | 6,000 | - | 6,000 | 358 |
| State Intergovernmental | 299,300 | (1,500) | 277,100 | - | 277,100 | 0 |
| Local Intergovernmental | - | - | - | - | - | 7 |
| Charges for Services | 823,875 | 19,138 | 700,451 | 33,904 | 785,588 | 9,104 |
| Fines and Forfeits | 112,500 | 1,500 | 120,000 | (9,521) | 120,000 | 666 |
| Miscellaneous | 19,000 | 368 | 45,000 | 438 | 2,000 | 344 |
| Interest | 100,000 | - | 150,000 | - | 240,000 | - |
| Transfers in | 612,866 | - | 965,046 | - | 257,687 | 398,620 |
| | <u>9,449,400</u> | <u>51,894</u> | <u>9,698,041</u> | <u>52,139</u> | <u>9,696,809</u> | <u>430,192</u> |

CITY OF RAMSEY

Period Summary - General Fund

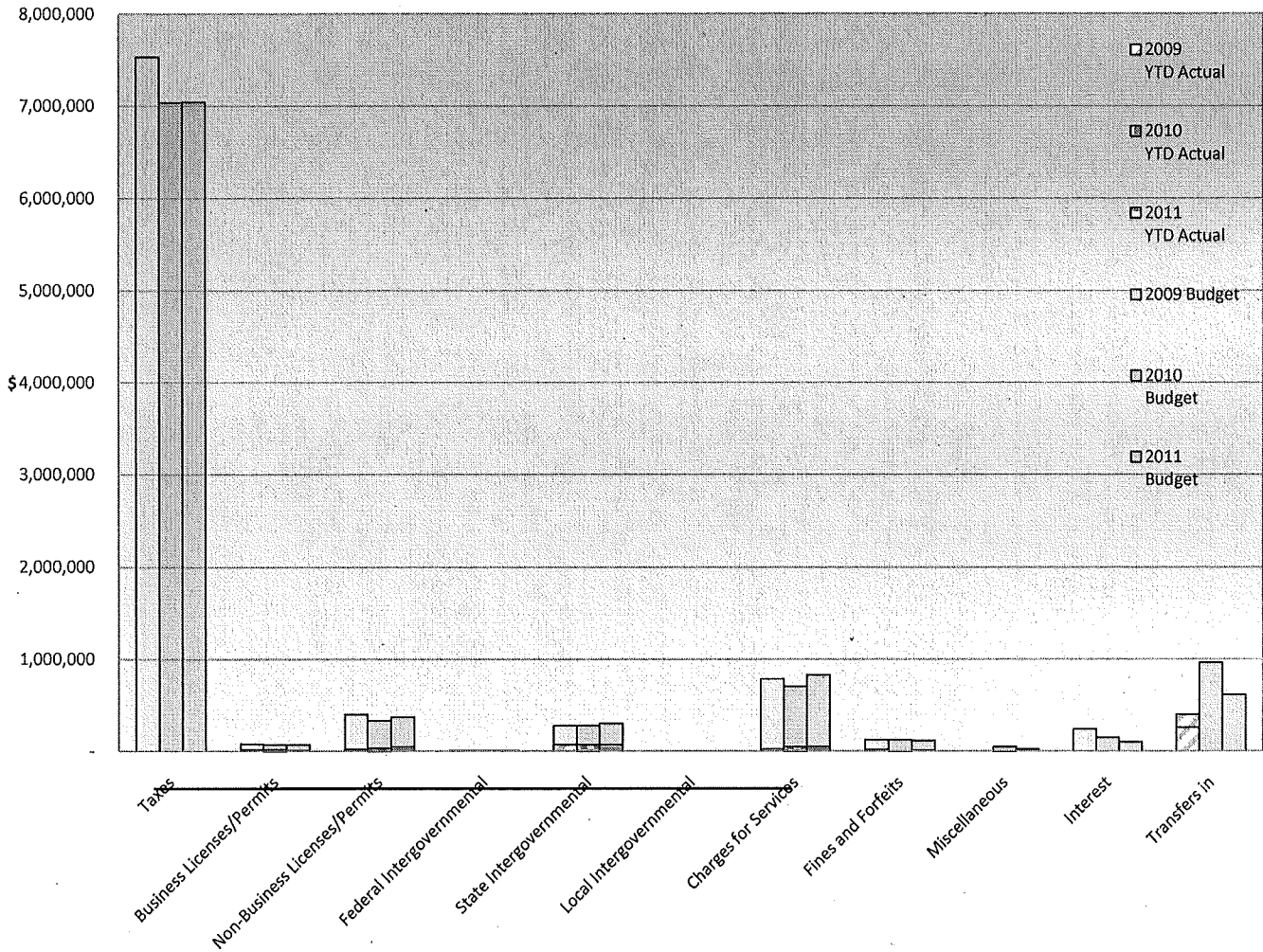
Reporting Period: 1/1/2011 - 01/31/2011

| Capital Outlay | 2011 Budget | 2011 YTD Actual | 2010 Budget | 2010 YTD Actual | 2009 Budget | 2009 YTD Actual |
|----------------|----------------|--------------------|----------------|--------------------|----------------|--------------------|
| Com Dev | - | - | - | - | - | - |
| Fire | 32,000 | - | 10,800 | - | 31,600 | - |
| Finance | - | - | - | - | - | - |
| Admin | 16,000 | - | 33,000 | - | 17,400 | - |
| Public Works | - | - | 87,200 | - | 21,000 | - |
| Police | 94,600 | - | 93,850 | - | 93,850 | - |
| Council | - | - | - | - | - | - |
| Legal | - | - | - | - | - | - |
| Transfers out | - | - | - | - | - | - |
| Debt Service | - | - | - | - | - | - |
| Contingency | - | - | - | - | - | - |
| | <u>142,600</u> | - | <u>224,850</u> | - | <u>163,850</u> | - |

| Expenditures | 2011 Budget | 2011 YTD Actual | 2010 Budget | 2010 YTD Actual | 2009 Budget | 2009 YTD Actual |
|--------------------------|------------------|--------------------|------------------|--------------------|------------------|--------------------|
| Personal Services | 6,275,744 | 540,278 | 6,559,765 | 562,866 | 6,643,206 | 603,792 |
| Supplies | 724,837 | 25,471 | 710,972 | 21,044 | 749,309 | 12,780 |
| Other Services & Charges | 2,045,285 | 39,549 | 1,949,807 | 33,208 | 2,102,720 | 34,732 |
| Transfers out | - | - | - | - | - | - |
| Debt Service | 260,934 | - | 252,647 | - | 37,724 | 37,724 |
| | <u>9,306,800</u> | <u>605,299</u> | <u>9,473,191</u> | <u>617,118</u> | <u>9,532,959</u> | <u>689,029</u> |
| | 142,600 | (553,404) | 224,850 | (564,980) | 163,850 | (258,837) |
| Revenue | (9,449,400) | (51,894) | (9,698,041) | (52,139) | (9,696,809) | (430,192) |
| Expenses | 9,449,400 | 605,299 | 9,698,041 | 617,118 | 9,696,809 | 689,029 |

CITY OF RAMSEY

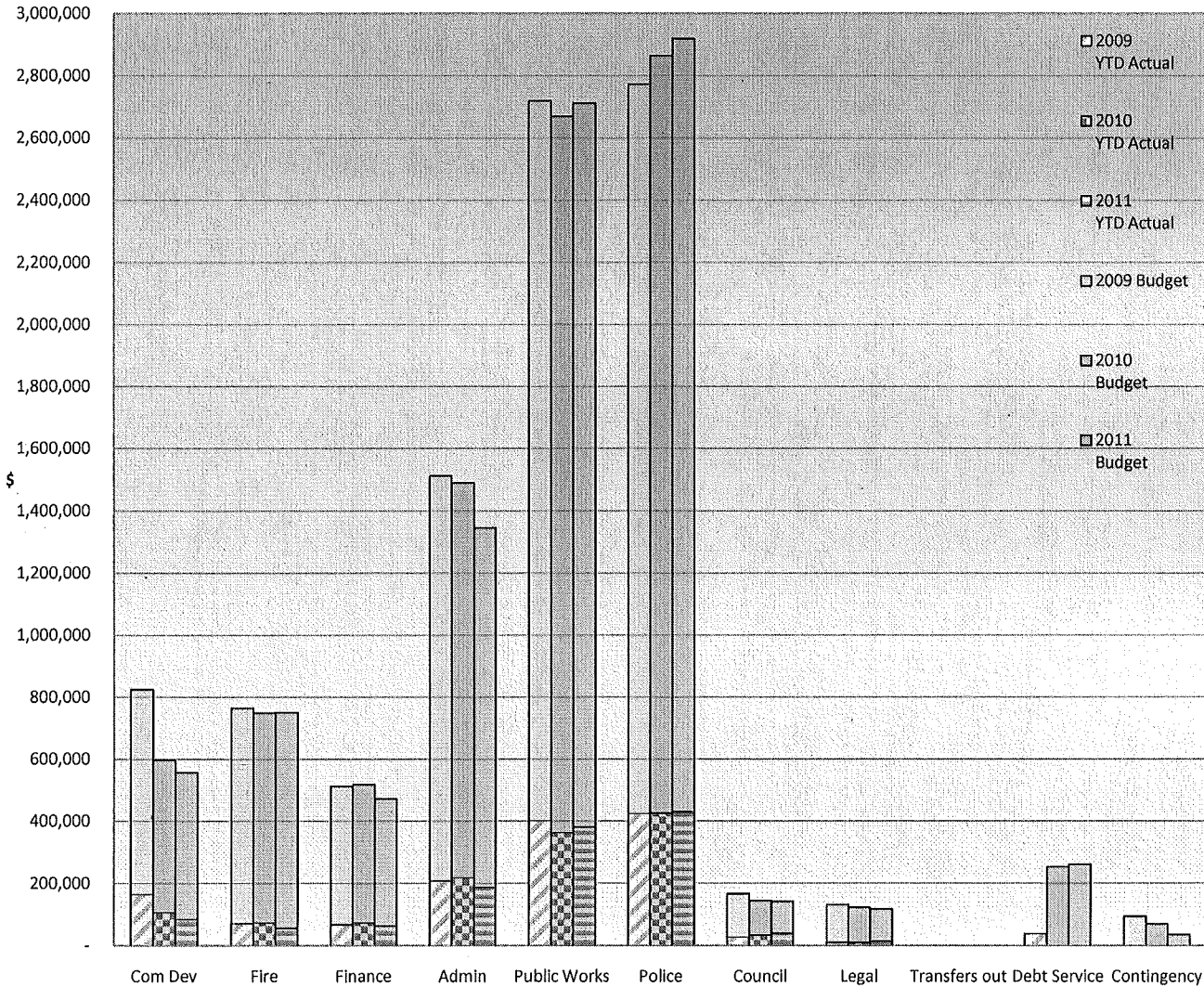
Budget to Actual Revenues YTD thru February 2011



| | <u>Taxes</u> | <u>Business Licenses/Permits</u> | <u>Non-Business Licenses/Permits</u> | <u>Federal Intergovernmental</u> | <u>State Intergovernmental</u> | <u>Local Intergovernmental</u> | <u>Charges for Services</u> | <u>Fines and Forfeits</u> | <u>Misc.</u> | <u>Interest</u> | <u>Transfers in</u> | <u>Total</u> |
|-----------------------------|--------------|----------------------------------|--------------------------------------|----------------------------------|--------------------------------|--------------------------------|-----------------------------|---------------------------|--------------|-----------------|---------------------|--------------|
| 2011 Budget | 7,037,127 | 71,200 | 367,532 | 6,000 | 299,300 | - | 823,875 | 112,500 | 19,000 | 100,000 | 612,866 | 9,449,400 |
| 2011 YTD Actual | - | 9,274 | 49,925 | - | 68,500 | 17 | 51,280 | 9,012 | 4,879 | - | - | 192,888 |
| 2010 Budget | 7,034,194 | 69,500 | 330,750 | 6,000 | 277,100 | - | 700,451 | 120,000 | 45,000 | 150,000 | 965,046 | 9,698,041 |
| 2010 YTD Actual | - | 13,815 | 29,545 | - | 70,000 | - | 48,190 | (1,840) | 648 | - | - | 160,357 |
| 2009 Budget | 7,532,034 | 78,000 | 398,400 | 6,000 | 277,100 | - | 785,588 | 120,000 | 2,000 | 240,000 | 257,687 | 9,696,809 |
| 2009 YTD Actual | - | 14,485 | 20,552 | 358 | 70,000 | 7 | 22,270 | 11,201 | 1,536 | - | 398,620 | 539,029 |
| 2011 YTD % of Budget | 0.00% | 13.03% | 13.58% | 0.00% | 22.89% | #DIV/0! | 6.22% | 8.01% | 25.68% | 0.00% | 0.00% | 2.04% |

CITY OF RAMSEY

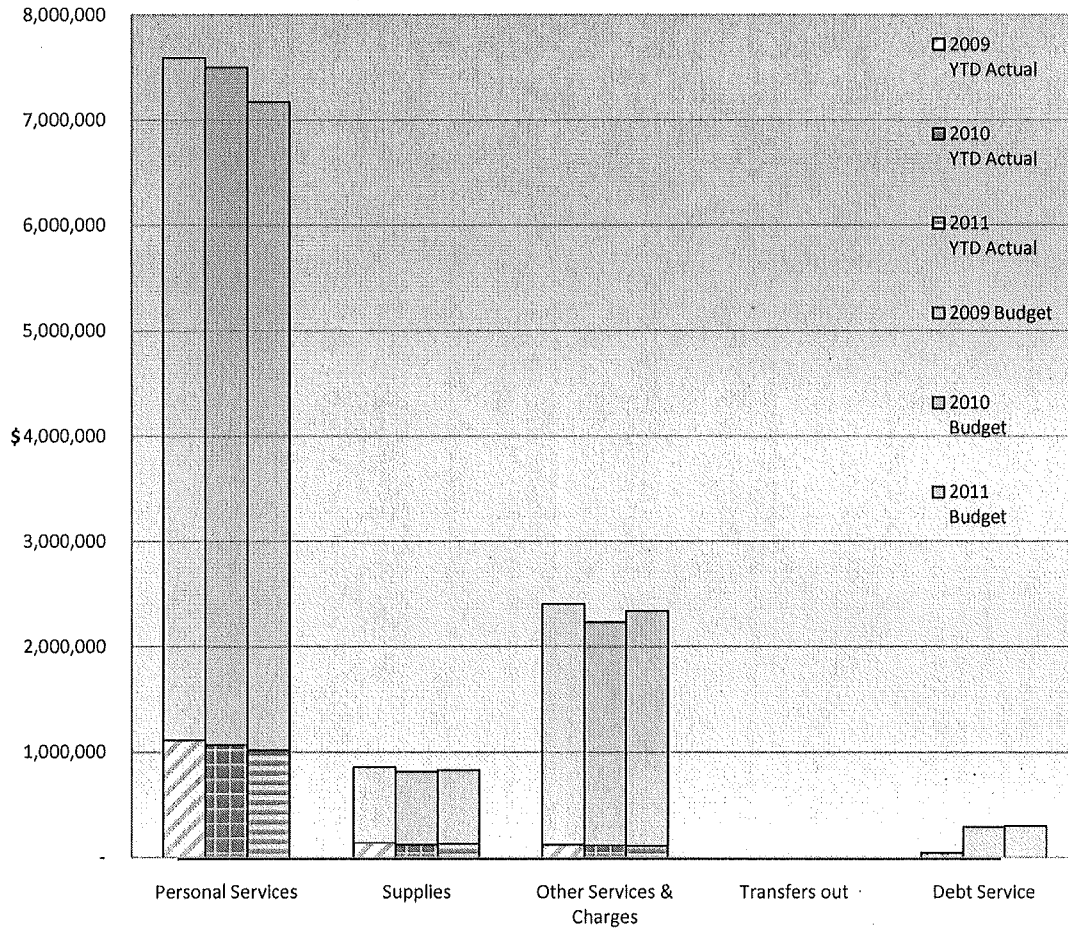
Budget to Actual Expenditures by Department YTD thru February 2011



| | <u>Com Dev</u> | <u>Fire</u> | <u>Finance</u> | <u>Admin</u> | <u>Public Works</u> | <u>Police</u> | <u>Council</u> | <u>Legal</u> | <u>Transfers out</u> | <u>Debt Service</u> | <u>Contingency</u> | <u>Total</u> |
|-----------------------------|----------------|-------------|----------------|--------------|---------------------|---------------|----------------|--------------|----------------------|---------------------|--------------------|--------------|
| 2011 Budget | 557,272 | 749,783 | 471,420 | 1,344,287 | 2,711,681 | 2,919,369 | 141,156 | 117,000 | - | 260,934 | 33,898 | 9,306,800 |
| 2011 YTD Actual | 84,157 | 55,083 | 61,806 | 187,329 | 380,779 | 429,968 | 39,636 | 13,403 | - | - | - | 1,252,160 |
| 2010 Budget | 597,419 | 748,713 | 518,175 | 1,488,890 | 2,669,548 | 2,863,561 | 144,236 | 122,000 | - | 252,647 | 68,002 | 9,473,191 |
| 2010 YTD Actual | 106,390 | 72,893 | 73,077 | 217,723 | 363,090 | 425,302 | 33,381 | 9,205 | - | - | - | 1,301,062 |
| 2009 Budget | 824,350 | 764,766 | 511,814 | 1,512,148 | 2,718,718 | 2,772,287 | 166,360 | 131,000 | - | 37,724 | 93,792 | 9,532,959 |
| 2009 YTD Actual | 164,315 | 70,321 | 66,130 | 207,709 | 400,347 | 423,191 | 25,653 | 9,660 | - | 37,724 | - | 1,405,051 |
| 2011 YTD % of Budget | 15.10% | 7.35% | 13.11% | 13.94% | 14.04% | 14.73% | 28.08% | 11.46% | #DIV/0! | 0.00% | 0.00% | 13.45% |

CITY OF RAMSEY

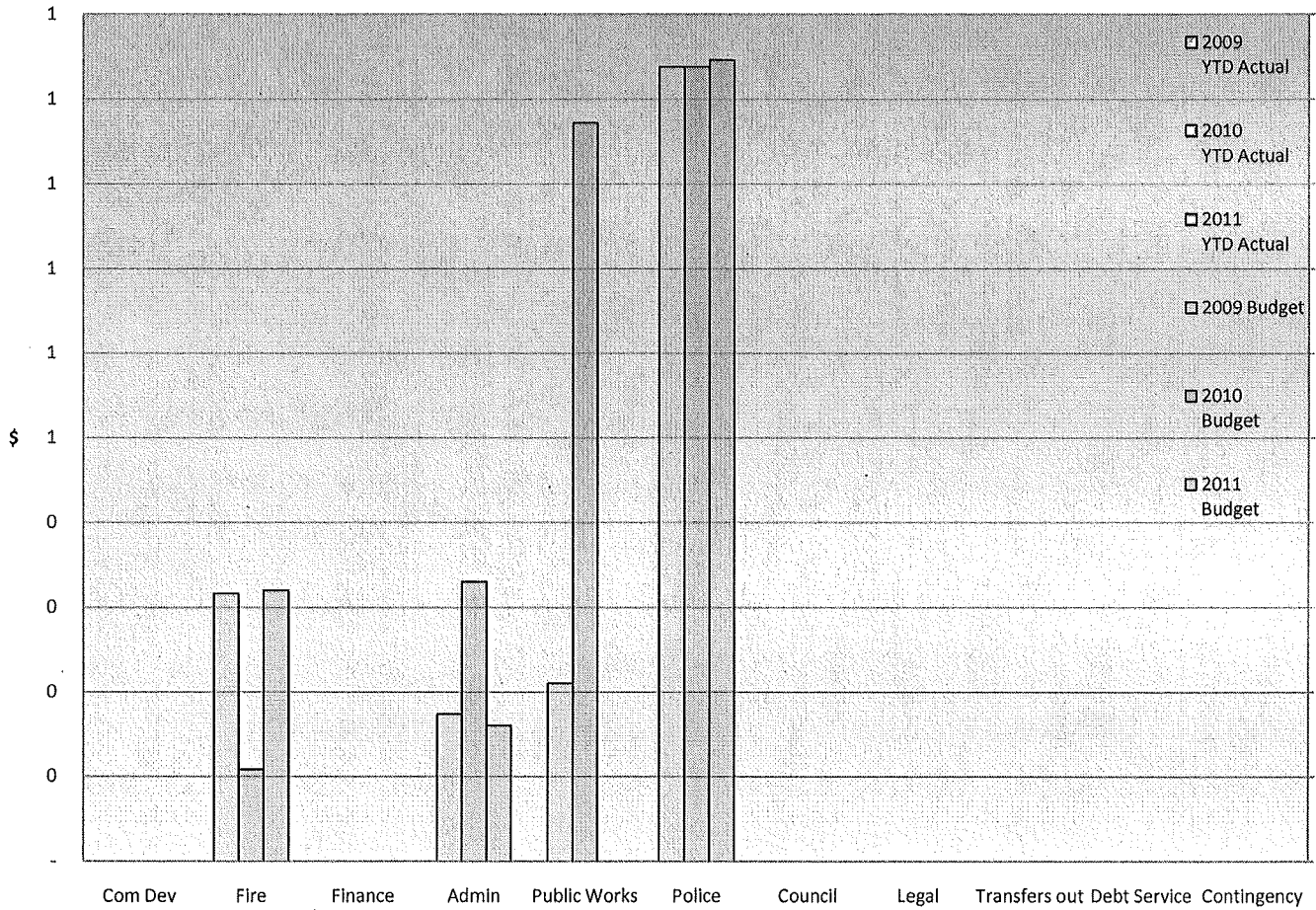
Budget to Actual Expenditures by Category YTD thru February 2011



| | <u>Personal Services</u> | <u>Supplies</u> | <u>Other Services & Charges</u> | <u>Transfers out</u> | <u>Debt Service</u> | <u>Total</u> |
|----------------------|--------------------------|-----------------|-------------------------------------|----------------------|---------------------|--------------|
| 2011 Budget | 6,275,744 | 724,837 | 2,045,285 | - | 260,934 | 9,306,800 |
| 2011 YTD Actual | 1,016,396 | 127,135 | 108,629 | - | - | 1,252,160 |
| 2010 Budget | 6,559,765 | 710,972 | 1,949,807 | - | 252,647 | 9,473,191 |
| 2010 YTD Actual | 1,066,499 | 120,150 | 114,413 | - | - | 1,301,062 |
| 2009 Budget | 6,643,206 | 749,309 | 2,102,720 | - | 37,724 | 9,532,959 |
| 2009 YTD Actual | 1,110,927 | 136,395 | 120,005 | - | 37,724 | 1,405,051 |
| 2011 YTD % of Budget | 16.20% | 17.54% | 5.31% | #DIV/0! | 0.00% | 13.45% |

CITY OF RAMSEY

Budget to Actual Capital Outlay YTD thru February 2011



| | <u>Com Dev</u> | <u>Fire</u> | <u>Finance</u> | <u>Admin</u> | <u>Public Works</u> | <u>Police</u> | <u>Council</u> | <u>Legal</u> | <u>Transfers out</u> | <u>Debt Service</u> | <u>Contingency</u> | <u>Total</u> |
|----------------------|----------------|-------------|----------------|--------------|---------------------|---------------|----------------|--------------|----------------------|---------------------|--------------------|--------------|
| 2011 Budget | - | 32,000 | - | 16,000 | - | 94,600 | - | - | - | - | - | 142,600 |
| 2011 YTD Actual | - | - | - | - | - | - | - | - | - | - | - | - |
| 2010 Budget | - | 10,800 | - | 33,000 | 87,200 | 93,850 | - | - | - | - | - | 224,850 |
| 2010 YTD Actual | - | - | - | - | - | - | - | - | - | - | - | - |
| 2009 Budget | - | 31,600 | - | 17,400 | 21,000 | 93,850 | - | - | - | - | - | 163,850 |
| 2009 YTD Actual | - | - | - | - | - | - | - | - | - | - | - | - |
| 2011 YTD % of Budget | #DIV/0! | 0.00% | #DIV/0! | 0.00% | #DIV/0! | 0.00% | #DIV/0! | #DIV/0! | #DIV/0! | #DIV/0! | #DIV/0! | 0.00% |

CITY OF RAMSEY

Period Summary - General Fund

Reporting Period: 1/1/2011 - 02/28/2011

| Expenditures By Dept Head | 2011 | 2011 | 2010 | 2010 | 2009 Budget | 2009 |
|---------------------------|------------------|------------------|------------------|------------------|------------------|------------------|
| | Budget | YTD Actual | Budget | YTD Actual | | YTD Actual |
| Com Dev | 557,272 | 84,157 | 597,419 | 106,390 | 824,350 | 164,315 |
| Fire | 749,783 | 55,083 | 748,713 | 72,893 | 764,766 | 70,321 |
| Finance | 471,420 | 61,806 | 518,175 | 73,077 | 511,814 | 66,130 |
| Admin | 1,344,287 | 187,329 | 1,488,890 | 217,723 | 1,512,148 | 207,709 |
| Public Works | 2,711,681 | 380,779 | 2,669,548 | 363,090 | 2,718,718 | 400,347 |
| Police | 2,919,369 | 429,968 | 2,863,561 | 425,302 | 2,772,287 | 423,191 |
| Council | 141,156 | 39,636 | 144,236 | 33,381 | 166,360 | 25,653 |
| Legal | 117,000 | 13,403 | 122,000 | 9,205 | 131,000 | 9,660 |
| Transfers out | - | - | - | - | - | - |
| Debt Service | 260,934 | - | 252,647 | - | 37,724 | 37,724 |
| Contingency | 33,898 | - | 68,002 | - | 93,792 | - |
| | <u>9,306,800</u> | <u>1,252,160</u> | <u>9,473,191</u> | <u>1,301,062</u> | <u>9,532,959</u> | <u>1,405,051</u> |
| | | (0) | | (0) | | |

| Revenue | 2011 | 2011 | 2010 | 2010 | 2009 Budget | 2009 |
|-------------------------------|------------------|----------------|------------------|----------------|------------------|----------------|
| | Budget | YTD Actual | Budget | YTD Actual | | YTD Actual |
| Taxes | 7,037,127 | - | 7,034,194 | - | 7,532,034 | - |
| Business Licenses/Permits | 71,200 | 9,274 | 69,500 | 13,815 | 78,000 | 14,485 |
| Non-Business Licenses/Permits | 367,532 | 49,925 | 330,750 | 29,545 | 398,400 | 20,552 |
| Federal Intergovernmental | 6,000 | - | 6,000 | - | 6,000 | 358 |
| State Intergovernmental | 299,300 | 68,500 | 277,100 | 70,000 | 277,100 | 70,000 |
| Local Intergovernmental | - | 17 | - | - | - | 7 |
| Charges for Services | 823,875 | 51,280 | 700,451 | 48,190 | 785,588 | 22,270 |
| Fines and Forfeits | 112,500 | 9,012 | 120,000 | (1,840) | 120,000 | 11,201 |
| Miscellaneous | 19,000 | 4,879 | 45,000 | 648 | 2,000 | 1,536 |
| Interest | 100,000 | - | 150,000 | - | 240,000 | - |
| Transfers in | 612,866 | - | 965,046 | - | 257,687 | 398,620 |
| | <u>9,449,400</u> | <u>192,888</u> | <u>9,698,041</u> | <u>160,357</u> | <u>9,696,809</u> | <u>539,029</u> |

CITY OF RAMSEY

Period Summary - General Fund

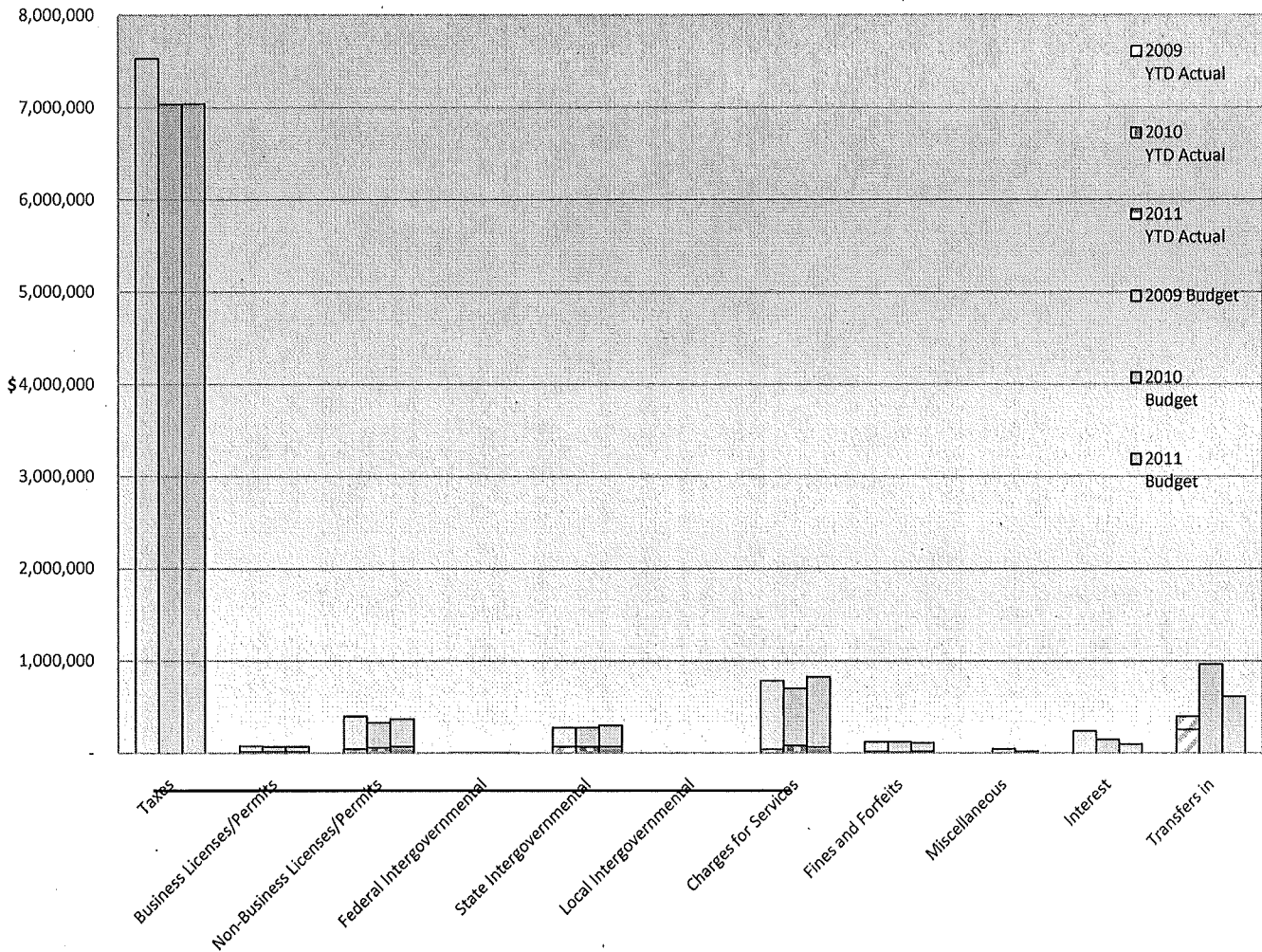
Reporting Period: 1/1/2011 - 02/28/2011

| Capital Outlay | 2011 Budget | 2011 YTD Actual | 2010 Budget | 2010 YTD Actual | 2009 Budget | 2009 YTD Actual |
|----------------|----------------|--------------------|----------------|--------------------|-------------|--------------------|
| Com Dev | - | - | - | - | - | - |
| Fire | 32,000 | - | 10,800 | - | 31,600 | - |
| Finance | - | - | - | - | - | - |
| Admin | 16,000 | - | 33,000 | - | 17,400 | - |
| Public Works | - | - | 87,200 | - | 21,000 | - |
| Police | 94,600 | - | 93,850 | - | 93,850 | - |
| Council | - | - | - | - | - | - |
| Legal | - | - | - | - | - | - |
| Transfers out | - | - | - | - | - | - |
| Debt Service | - | - | - | - | - | - |
| Contingency | - | - | - | - | - | - |
| | 142,600 | - | 224,850 | - | 163,850 | - |

| Expenditures | 2011 Budget | 2011 YTD Actual | 2010 Budget | 2010 YTD Actual | 2009 Budget | 2009 YTD Actual |
|--------------------------|----------------|--------------------|----------------|--------------------|-------------|--------------------|
| Personal Services | 6,275,744 | 1,016,396 | 6,559,765 | 1,066,499 | 6,643,206 | 1,110,927 |
| Supplies | 724,837 | 127,135 | 710,972 | 120,150 | 749,309 | 136,395 |
| Other Services & Charges | 2,045,285 | 108,629 | 1,949,807 | 114,413 | 2,102,720 | 120,005 |
| Transfers out | - | - | - | - | - | - |
| Debt Service | 260,934 | - | 252,647 | - | 37,724 | 37,724 |
| | 9,306,800 | 1,252,160 | 9,473,191 | 1,301,062 | 9,532,959 | 1,405,051 |
| | 142,600 | (1,059,272) | 224,850 | (1,140,704) | 163,850 | (866,022) |
| Revenue | (9,449,400) | (192,888) | (9,698,041) | (160,357) | (9,696,809) | (539,029) |
| Expenses | 9,449,400 | 1,252,160 | 9,698,041 | 1,301,062 | 9,696,809 | 1,405,051 |

CITY OF RAMSEY

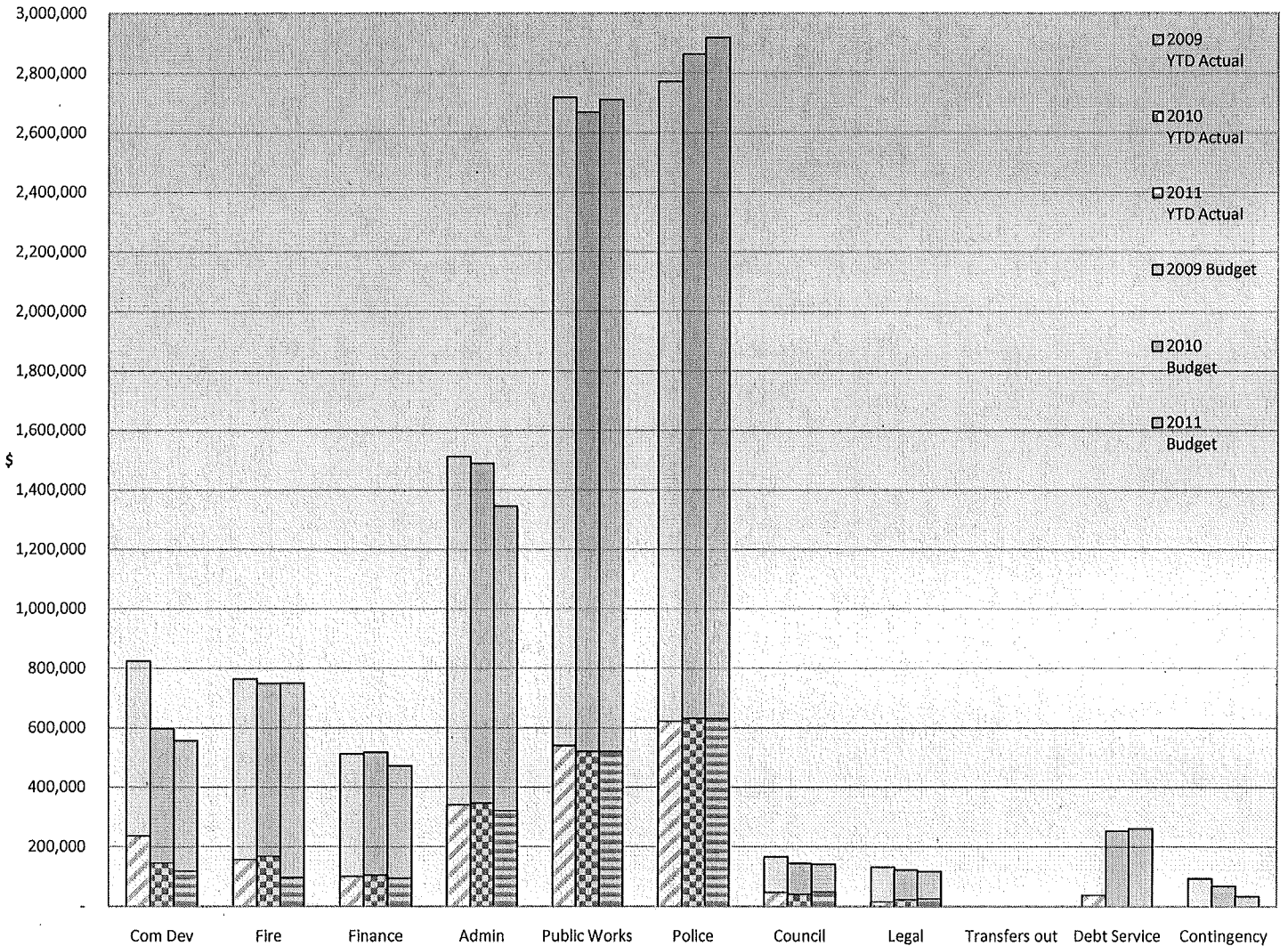
Budget to Actual Revenues YTD thru March 2011



| | <u>Taxes</u> | <u>Business Licenses/Permits</u> | <u>Non-Business Licenses/Permits</u> | <u>Federal Intergovernmental</u> | <u>State Intergovernmental</u> | <u>Local Intergovernmental</u> | <u>Charges for Services</u> | <u>Fines and Forfeits</u> | <u>Misc.</u> | <u>Interest</u> | <u>Transfers in</u> | <u>Total</u> |
|-----------------------------|--------------|----------------------------------|--------------------------------------|----------------------------------|--------------------------------|--------------------------------|-----------------------------|---------------------------|--------------|-----------------|---------------------|--------------|
| 2011 Budget | 7,037,127 | 71,200 | 367,532 | 6,000 | 299,300 | - | 823,875 | 112,500 | 19,000 | 100,000 | 612,866 | 9,449,400 |
| 2011 YTD Actual | - | 13,943 | 67,460 | - | 68,500 | 5,017 | 65,789 | 20,599 | 5,163 | - | - | 246,472 |
| 2010 Budget | 7,034,194 | 69,500 | 330,750 | 6,000 | 277,100 | - | 700,451 | 120,000 | 45,000 | 150,000 | 965,046 | 9,698,041 |
| 2010 YTD Actual | - | 15,272 | 60,983 | - | 70,000 | - | 82,702 | 7,915 | 771 | - | - | 237,643 |
| 2009 Budget | 7,532,034 | 78,000 | 398,400 | 6,000 | 277,100 | - | 785,588 | 120,000 | 2,000 | 240,000 | 257,687 | 9,696,809 |
| 2009 YTD Actual | - | 14,675 | 45,208 | 358 | 70,000 | 9 | 40,756 | 20,392 | 3,051 | - | 398,620 | 593,069 |
| 2011 YTD % of Budget | 0.00% | 19.58% | 18.35% | 0.00% | 22.89% | #DIV/0! | 7.99% | 18.31% | 27.17% | 0.00% | 0.00% | 2.61% |

CITY OF RAMSEY

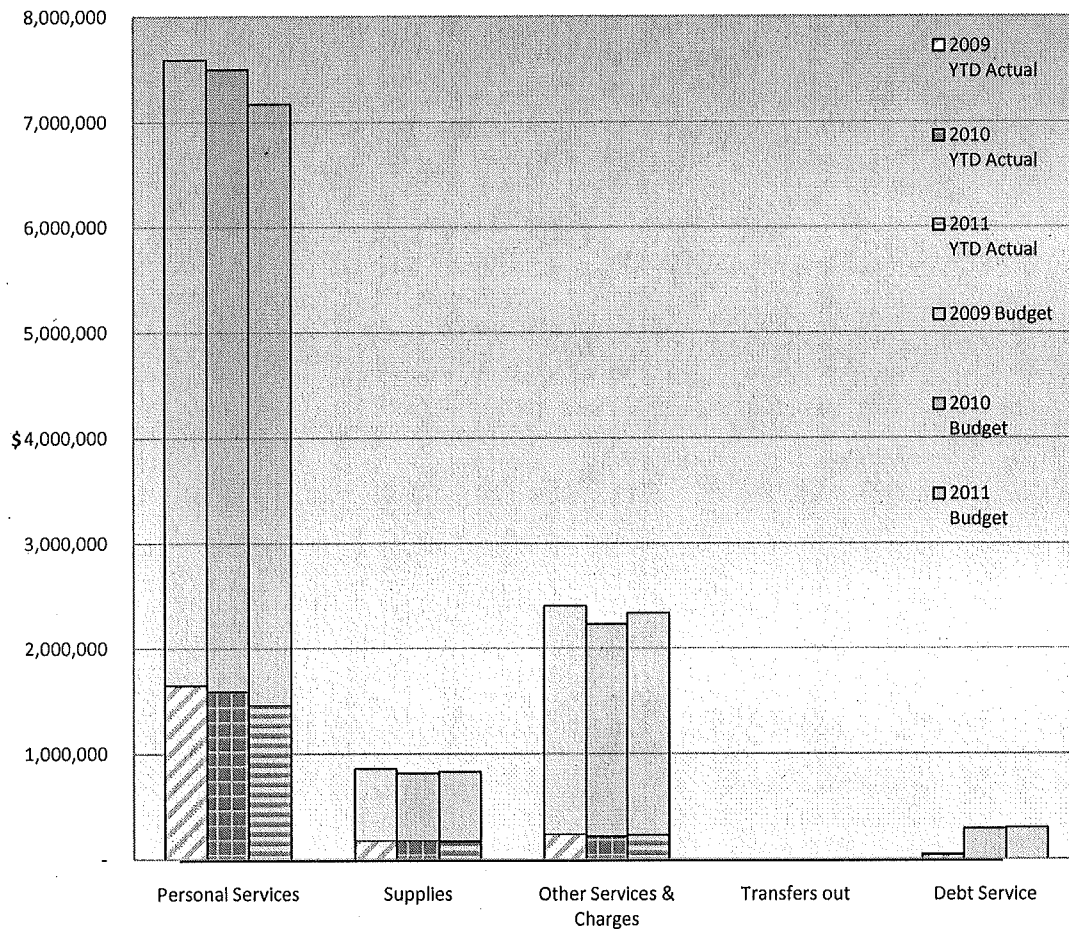
Budget to Actual Expenditures by Department YTD thru March 2011



| | <u>Com Dev</u> | <u>Fire</u> | <u>Finance</u> | <u>Admin</u> | <u>Public Works</u> | <u>Police</u> | <u>Council</u> | <u>Legal</u> | <u>Transfers out</u> | <u>Debt Service</u> | <u>Contingency</u> | <u>Total</u> |
|-----------------------------|----------------|-------------|----------------|--------------|---------------------|---------------|----------------|--------------|----------------------|---------------------|--------------------|--------------|
| 2011 Budget | 557,272 | 749,783 | 471,420 | 1,344,287 | 2,711,681 | 2,919,369 | 141,156 | 117,000 | - | 260,934 | 33,898 | 9,306,800 |
| 2011 YTD Actual | 118,758 | 96,513 | 93,517 | 320,619 | 520,270 | 631,741 | 48,558 | 24,897 | - | - | - | 1,854,874 |
| 2010 Budget | 597,419 | 748,713 | 518,175 | 1,488,890 | 2,669,548 | 2,863,561 | 144,236 | 122,000 | - | 252,647 | 68,002 | 9,473,191 |
| 2010 YTD Actual | 144,929 | 167,906 | 103,382 | 346,848 | 520,419 | 631,050 | 40,711 | 22,887 | - | - | - | 1,978,133 |
| 2009 Budget | 824,350 | 764,766 | 511,814 | 1,512,148 | 2,718,718 | 2,772,287 | 166,360 | 131,000 | - | 37,724 | 93,792 | 9,532,959 |
| 2009 YTD Actual | 235,786 | 156,580 | 99,770 | 340,867 | 540,660 | 621,697 | 46,606 | 15,385 | - | 37,724 | - | 2,095,074 |
| 2011 YTD % of Budget | 21.31% | 12.87% | 19.84% | 23.85% | 19.19% | 21.64% | 34.40% | 21.28% | #DIV/0! | 0.00% | 0.00% | 19.93% |

CITY OF RAMSEY

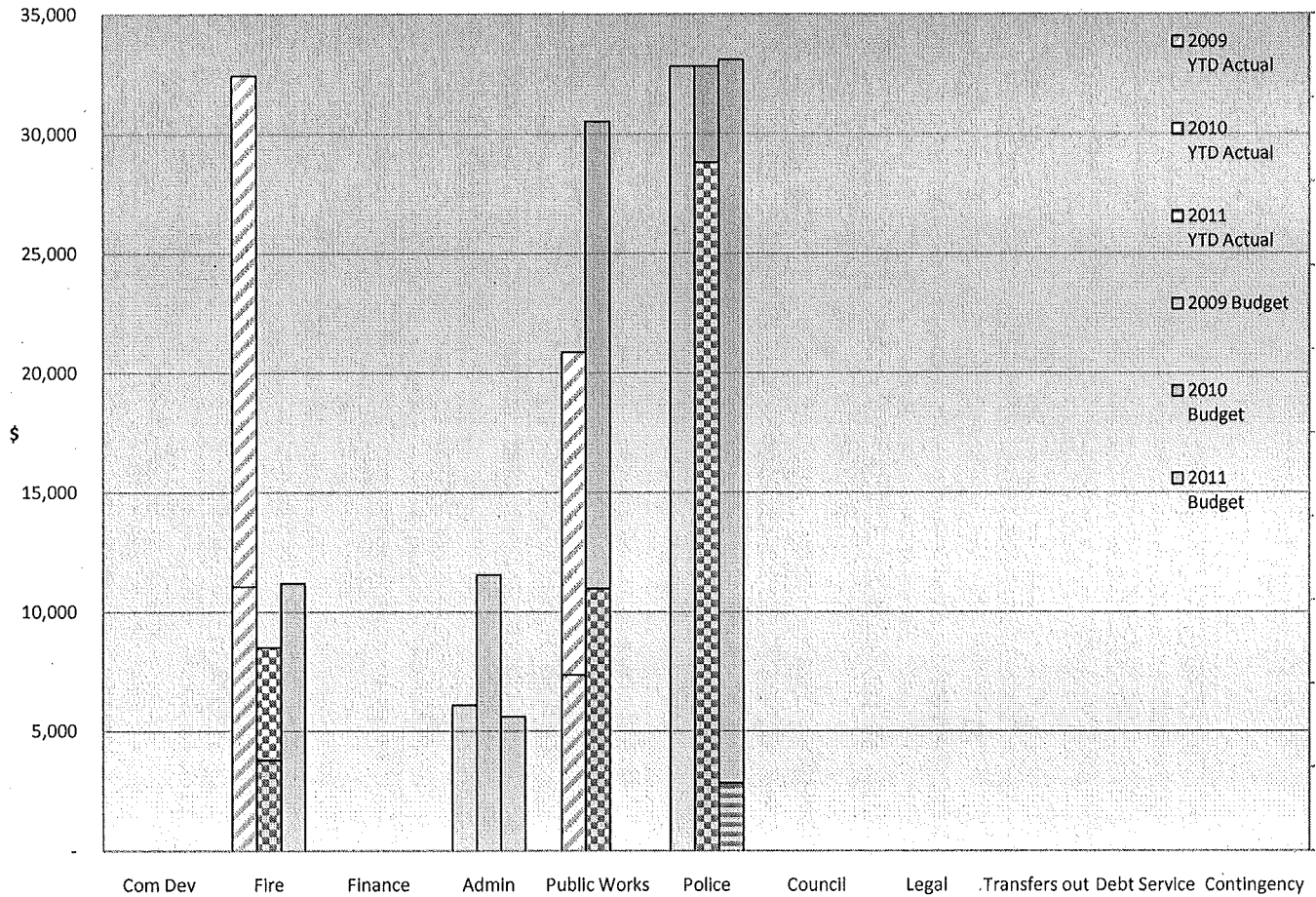
Budget to Actual Expenditures by Category YTD thru March 2011



| | <u>Personal Services</u> | <u>Supplies</u> | <u>Other Services & Charges</u> | <u>Transfers out</u> | <u>Debt Service</u> | <u>Total</u> |
|----------------------|--------------------------|-----------------|-------------------------------------|----------------------|---------------------|--------------|
| 2011 Budget | 6,275,744 | 724,837 | 2,045,285 | - | 260,934 | 9,306,800 |
| 2011 YTD Actual | 1,458,795 | 170,582 | 225,496 | - | - | 1,854,874 |
| 2010 Budget | 6,559,765 | 710,972 | 1,949,807 | - | 252,647 | 9,473,191 |
| 2010 YTD Actual | 1,589,111 | 174,685 | 214,336 | - | - | 1,978,133 |
| 2009 Budget | 6,643,206 | 749,309 | 2,102,720 | - | 37,724 | 9,532,959 |
| 2009 YTD Actual | 1,646,627 | 176,444 | 234,279 | - | 37,724 | 2,095,074 |
| 2011 YTD % of Budget | 23.24% | 23.53% | 11.03% | #DIV/0! | 0.00% | 19.93% |

CITY OF RAMSEY

Budget to Actual Capital Outlay YTD thru March 2011



| | <u>Com Dev</u> | <u>Fire</u> | <u>Finance</u> | <u>Admin</u> | <u>Public Works</u> | <u>Police</u> | <u>Council</u> | <u>Legal</u> | <u>Transfers out</u> | <u>Debt Service</u> | <u>Contingency</u> | <u>Total</u> |
|-----------------------------|----------------|-------------|----------------|--------------|---------------------|---------------|----------------|--------------|----------------------|---------------------|--------------------|--------------|
| 2011 Budget | - | 32,000 | - | 16,000 | - | 94,600 | - | - | - | - | - | 142,600 |
| 2011 YTD Actual | - | - | - | - | - | 2,828 | - | - | - | - | - | 2,828 |
| 2010 Budget | - | 10,800 | - | 33,000 | 87,200 | 93,850 | - | - | - | - | - | 224,850 |
| 2010 YTD Actual | - | 8,490 | - | - | 10,974 | 28,816 | - | - | - | - | - | 48,280 |
| 2009 Budget | - | 31,600 | - | 17,400 | 21,000 | 93,850 | - | - | - | - | - | 163,850 |
| 2009 YTD Actual | - | 32,427 | - | - | 20,865 | - | - | - | - | - | - | 53,292 |
| 2011 YTD % of Budget | #DIV/0! | 0.00% | #DIV/0! | 0.00% | #DIV/0! | 2.99% | #DIV/0! | #DIV/0! | #DIV/0! | #DIV/0! | #DIV/0! | 1.98% |

CITY OF RAMSEY

Period Summary - General Fund

Reporting Period: 1/1/2011 - 03/31/2011

| Expenditures By Dept Head | 2011 | 2011 | 2010 | 2010 | 2009 | 2009 |
|---------------------------|------------------|------------------|------------------|------------------|------------------|------------------|
| | Budget | YTD Actual | Budget | YTD Actual | Budget | YTD Actual |
| Com Dev | 557,272 | 118,758 | 597,419 | 144,929 | 824,350 | 235,786 |
| Fire | 749,783 | 96,513 | 748,713 | 167,906 | 764,766 | 156,580 |
| Finance | 471,420 | 93,517 | 518,175 | 103,382 | 511,814 | 99,770 |
| Admin | 1,344,287 | 320,619 | 1,488,890 | 346,848 | 1,512,148 | 340,867 |
| Public Works | 2,711,681 | 520,270 | 2,669,548 | 520,419 | 2,718,718 | 540,660 |
| Police | 2,919,369 | 631,741 | 2,863,561 | 631,050 | 2,772,287 | 621,697 |
| Council | 141,156 | 48,558 | 144,236 | 40,711 | 166,360 | 46,606 |
| Legal | 117,000 | 24,897 | 122,000 | 22,887 | 131,000 | 15,385 |
| Transfers out | - | - | - | - | - | - |
| Debt Service | 260,934 | - | 252,647 | - | 37,724 | 37,724 |
| Contingency | 33,898 | - | 68,002 | - | 93,792 | - |
| | <u>9,306,800</u> | <u>1,854,874</u> | <u>9,473,191</u> | <u>1,978,133</u> | <u>9,532,959</u> | <u>2,095,074</u> |
| | | (0) | | (0) | | |

| Revenue | 2011 | 2011 | 2010 | 2010 | 2009 | 2009 |
|-------------------------------|------------------|----------------|------------------|----------------|------------------|----------------|
| | Budget | YTD Actual | Budget | YTD Actual | Budget | YTD Actual |
| Taxes | 7,037,127 | - | 7,034,194 | - | 7,532,034 | - |
| Business Licenses/Permits | 71,200 | 13,943 | 69,500 | 15,272 | 78,000 | 14,675 |
| Non-Business Licenses/Permits | 367,532 | 67,460 | 330,750 | 60,983 | 398,400 | 45,208 |
| Federal Intergovernmental | 6,000 | - | 6,000 | - | 6,000 | 358 |
| State Intergovernmental | 299,300 | 68,500 | 277,100 | 70,000 | 277,100 | 70,000 |
| Local Intergovernmental | - | 5,017 | - | - | - | 9 |
| Charges for Services | 823,875 | 65,789 | 700,451 | 82,702 | 785,588 | 40,756 |
| Fines and Forfeits | 112,500 | 20,599 | 120,000 | 7,915 | 120,000 | 20,392 |
| Miscellaneous | 19,000 | 5,163 | 45,000 | 771 | 2,000 | 3,051 |
| Interest | 100,000 | - | 150,000 | - | 240,000 | - |
| Transfers In | 612,866 | - | 965,046 | - | 257,687 | 398,620 |
| | <u>9,449,400</u> | <u>246,472</u> | <u>9,698,041</u> | <u>237,643</u> | <u>9,696,809</u> | <u>593,069</u> |

CITY OF RAMSEY

Period Summary - General Fund

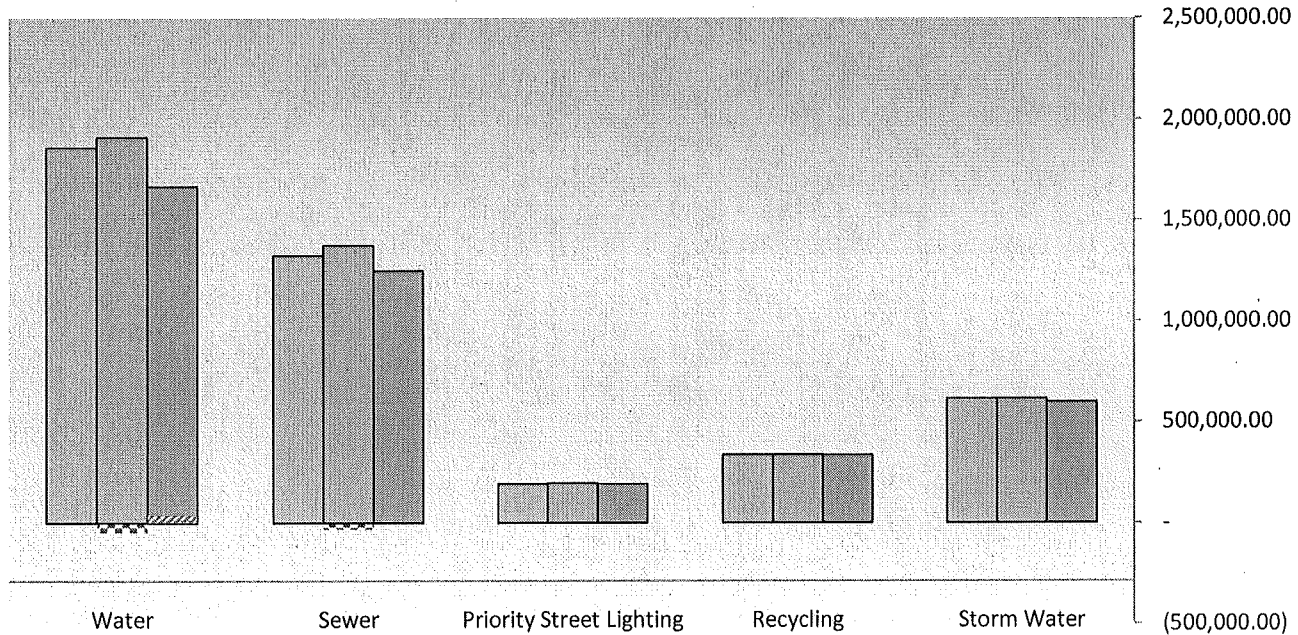
Reporting Period: 1/1/2011 - 03/31/2011

| Capital Outlay | 2011 Budget | 2011 YTD Actual | 2010 Budget | 2010 YTD Actual | 2009 Budget | 2009 YTD Actual |
|----------------|----------------|--------------------|----------------|--------------------|----------------|--------------------|
| Com Dev | - | - | - | - | - | - |
| Fire | 32,000 | - | 10,800 | 8,490 | 31,600 | 32,427 |
| Finance | - | - | - | - | - | - |
| Admin | 16,000 | - | 33,000 | - | 17,400 | - |
| Public Works | - | - | 87,200 | 10,974 | 21,000 | 20,865 |
| Police | 94,600 | 2,828 | 93,850 | 28,816 | 93,850 | - |
| Council | - | - | - | - | - | - |
| Legal | - | - | - | - | - | - |
| Transfers out | - | - | - | - | - | - |
| Debt Service | - | - | - | - | - | - |
| Contingency | - | - | - | - | - | - |
| | 142,600 | 2,828 | 224,850 | 48,280 | 163,850 | 53,292 |

| Expenditures | 2011 Budget | 2011 YTD Actual | 2010 Budget | 2010 YTD Actual | 2009 Budget | 2009 YTD Actual |
|--------------------------|----------------|--------------------|----------------|--------------------|----------------|--------------------|
| Personal Services | 6,275,744 | 1,458,795 | 6,559,765 | 1,589,111 | 6,643,206 | 1,646,627 |
| Supplies | 724,837 | 170,582 | 710,972 | 174,685 | 749,309 | 176,444 |
| Other Services & Charges | 2,045,285 | 225,496 | 1,949,807 | 214,336 | 2,102,720 | 234,279 |
| Transfers out | - | - | - | - | - | - |
| Debt Service | 260,934 | - | 252,647 | - | 37,724 | 37,724 |
| | 9,306,800 | 1,854,874 | 9,473,191 | 1,978,133 | 9,532,959 | 2,095,074 |
| | 142,600 | (1,608,402) | 224,850 | (1,740,490) | 163,850 | (1,502,004) |
| Revenue | (9,449,400) | (246,472) | (9,698,041) | (237,643) | (9,696,809) | (593,069) |
| Expenses | 9,449,400 | 1,857,702 | 9,698,041 | 2,026,413 | 9,696,809 | 2,148,366 |

Budget to Actual Revenues YTD thru January 2011

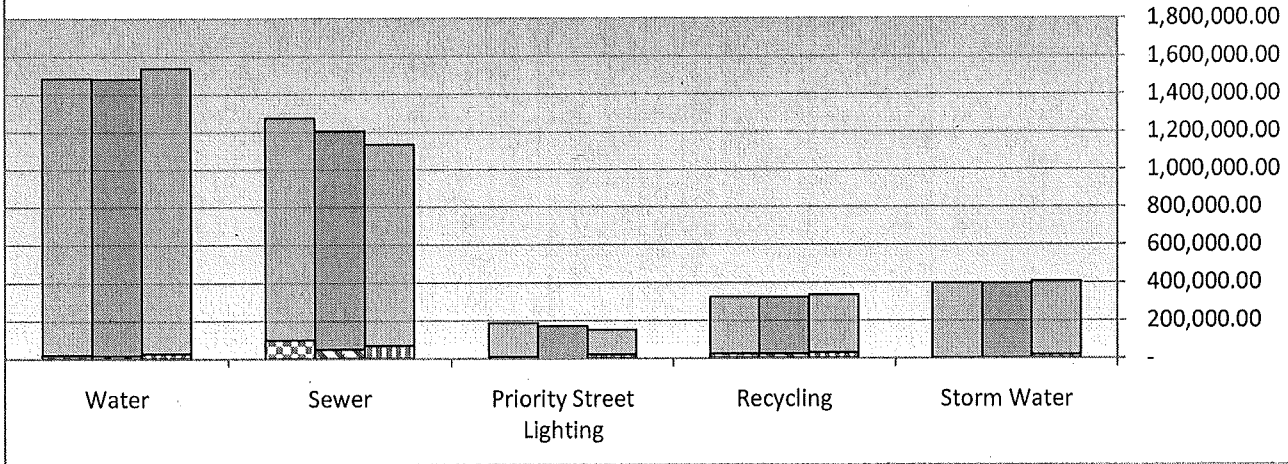
2011 YTD Actual
 2010 YTD Actual
 2009 Budget
 2011 Budget
 2010 Budget
 2009 YTD Actual



| | <u>Water</u> | <u>Sewer</u> | <u>Priority Street Lighting</u> | <u>Recycling</u> | <u>Storm Water</u> |
|-----------------------------|--------------|--------------|-------------------------------------|------------------|--------------------|
| 2011 Budget | 1,860,075 | 1,324,830 | 191,678 | 336,079 | 614,184 |
| 2011 YTD Actual | 5,229 | 21 | - | 420 | - |
| 2011 YTD % of Budget | 0.28% | 0.00% | 0.00% | 0.12% | 0.00% |
| 2010 Budget | 1,911,227 | 1,373,761 | 195,368 | 335,673 | 614,184 |
| 2010 YTD Actual | (46,530) | (33,474) | - | 109 | - |
| 2010 YTD % of Budget | -2.43% | -2.44% | 0.00% | 0.03% | 0.00% |
| 2009 Budget | 1,668,332 | 1,247,885 | 191,710 | 334,245 | 598,671 |
| 2009 YTD Actual | 36,404 | 119 | - | - | 284 |
| 2009 YTD % of Budget | 2.18% | 0.01% | 0.00% | 0.00% | 0.05% |

Budget to Actual Expense YTD thru January 2011

2011 Budget
 2010 Budget
 2009 Budget
 2011 YTD Actual
 2010 YTD Actual
 2009 YTD Actual



| | <u>Water</u> | <u>Sewer</u> | <u>Priority Street Lighting</u> | <u>Recycling</u> | <u>Storm Water</u> |
|---------------------------|--------------|--------------|-------------------------------------|------------------|--------------------|
| 2011 Budget | 1,484,255 | 1,274,244 | 187,328 | 324,392 | 395,927 |
| 2011 YTD Actual | 18,928 | 97,406 | 9,352 | 24,173 | 835 |
| 2011 YTD % of Budg | 1.28% | 7.64% | 4.99% | 7.45% | 0.21% |
| 2010 Budget | 1,481,910 | 1,204,728 | 171,479 | 323,392 | 395,068 |
| 2010 YTD Actual | 16,936 | 49,152 | - | 24,337 | 90 |
| 2010 YTD % of Budg | 1.14% | 4.08% | 0.00% | 7.53% | 0.02% |
| 2009 Budget | 1,538,587 | 1,132,657 | 152,117 | 334,042 | 408,237 |
| 2009 YTD Actual | 28,088 | 68,388 | 20,060 | 30,468 | 19,009 |
| 2009 YTD % of Budg | 1.83% | 6.04% | 13.19% | 9.12% | 4.66% |

CITY OF RAMSEY

PERIOD SUMMARY BY DEPARTMENT
ENTERPRISE FUND

| Net Revenue (Loss) for Period | | Reporting Period: 1/1/2011 - 1/31/11 | | | | |
|-------------------------------|-------------|--------------------------------------|-------------|-----------------|-------------|-----------------|
| Dept | 2011 Budget | 2011 YTD Actual | 2010 Budget | 2010 YTD Actual | 2009 Budget | 2009 YTD Actual |
| Water | 375,820.00 | (13,698.88) | 429,317.00 | (63,466.05) | 129,745.00 | 8,316.13 |
| Sewer | 50,586.00 | (97,384.74) | 169,033.00 | (82,625.58) | 115,228.00 | (68,269.27) |
| Priority Street Lighting | 4,350.00 | (9,351.91) | 23,889.00 | - | 39,593.00 | (20,060.33) |
| Recycling | 11,687.00 | (23,753.11) | 12,281.00 | (24,228.26) | 203.00 | (30,468.36) |
| Storm Water | 218,257.00 | (834.99) | 219,116.00 | (89.50) | 190,434.00 | (18,725.06) |

| REVENUE SUMMARY - BY FUND | | Reporting Period: 1/1/2011 - 1/31/11 | | | | |
|---------------------------|--------------|--------------------------------------|--------------|-----------------|--------------|-----------------|
| Dept | 2011 Budget | 2011 YTD Actual | 2010 Budget | 2010 YTD Actual | 2009 Budget | 2009 YTD Actual |
| Water | 1,860,075.00 | 5,229.29 | 1,911,227.00 | (46,529.63) | 1,668,332.00 | 36,403.73 |
| Sewer | 1,324,830.00 | 21.00 | 1,373,761.00 | (33,473.96) | 1,247,885.00 | 118.84 |
| Priority Street Lighting | 191,678.00 | - | 195,368.00 | - | 191,710.00 | - |
| Recycling | 336,079.00 | 419.95 | 335,673.00 | 108.75 | 334,245.00 | - |
| Storm Water | 614,184.00 | - | 614,184.00 | - | 598,671.00 | 284.40 |

| EXPENSE SUMMARY - BY FUND | | Reporting Period: 1/1/2011 - 1/31/11 | | | | |
|---------------------------|--------------|--------------------------------------|--------------|-----------------|--------------|-----------------|
| Dept | 2011 Budget | 2011 YTD Actual | 2010 Budget | 2010 YTD Actual | 2009 Budget | 2009 YTD Actual |
| Water | 1,484,255.00 | 18,928.17 | 1,481,910.00 | 16,936.42 | 1,538,587.00 | 28,087.60 |
| Sewer | 1,274,244.00 | 97,405.74 | 1,204,728.00 | 49,151.62 | 1,132,657.00 | 68,388.11 |
| Priority Street Lighting | 187,328.00 | 9,351.91 | 171,479.00 | - | 152,117.00 | 20,060.33 |
| Recycling | 324,392.00 | 24,173.06 | 323,392.00 | 24,337.01 | 334,042.00 | 30,468.36 |
| Storm Water | 395,927.00 | 834.99 | 395,068.00 | 89.50 | 408,237.00 | 19,009.46 |

CITY OF RAMSEY

PERIOD DETAIL BY DEPARTMENT
ENTERPRISE FUND

ENTERPRISE FUND -- 9601 WATER UTILITY Reporting Period: 1/1/2011 - 1/31/11

| Description | 2011 Budget | 2011 YTD Actual | 2010 Budget | 2010 YTD Actual | 2009 Budget | 2009 YTD Actual |
|-----------------------------------------------|---------------------|--------------------|---------------------|--------------------|---------------------|--------------------|
| REVENUE | | | | | | |
| Fund Revenue/Penalties | 1,579,812.00 | 2,414.29 | 1,582,984.00 | (13,849.45) | 1,384,832.00 | - |
| Charges for Services | 28,000.00 | 2,815.00 | 28,000.00 | 1,245.00 | 33,500.00 | 415.00 |
| Taxes | 32,263.00 | - | 80,243.00 | - | - | - |
| Business Licenses/Permits | - | - | - | - | - | - |
| Non-Business Licenses/Permits | - | - | - | - | - | - |
| Federal Intergovernmental | - | - | - | - | - | - |
| State Intergovernmental | - | - | - | - | - | - |
| Local Intergovernmental | - | - | - | - | - | - |
| Fines and Forfeits | - | - | - | - | - | - |
| Miscellaneous | - | - | - | (33,925.18) | - | - |
| Interest | 220,000.00 | - | 220,000.00 | - | 250,000.00 | 35,988.73 |
| Transfers In | - | - | - | - | - | - |
| TOTAL REVENUE | 1,860,075.00 | 5,229.29 | 1,911,227.00 | (46,529.63) | 1,668,332.00 | 36,403.73 |
| EXPENSES | | | | | | |
| Personal Services | 239,660.00 | 17,198.16 | 234,200.00 | 16,774.52 | 251,732.00 | 16,761.27 |
| Supplies | 346,500.00 | 1,105.69 | 343,700.00 | (2.16) | 396,000.00 | (18,748.00) |
| Other Services & Charges | 217,435.00 | 624.32 | 224,350.00 | 164.06 | 213,195.00 | 74.33 |
| Transfers out | 33,000.00 | - | 32,000.00 | - | 30,000.00 | 30,000.00 |
| Capital Outlay | - | - | - | - | - | - |
| Depreciation | 647,660.00 | - | 647,660.00 | - | 647,660.00 | - |
| TOTAL EXPENSES | 1,484,255.00 | 18,928.17 | 1,481,910.00 | 16,936.42 | 1,538,587.00 | 28,087.60 |
| EXCESS OF REVENUES OVER/UNDER EXPENSES | 375,820.00 | (13,698.88) | 429,317.00 | (63,466.05) | 129,745.00 | 8,316.13 |

CITY OF RAMSEY

PERIOD DETAIL BY DEPARTMENT
ENTERPRISE FUND

| ENTERPRISE FUND -- 9602 SEWER UTILITY | | Reporting Period: 1/1/2011 - 1/31/11 | | | | |
|-----------------------------------------------|---------------------|--------------------------------------|---------------------|--------------------|---------------------|------------------|
| Description | 2011 Budget | 2011 YTD Actual | 2010 Budget | 2010 YTD Actual | 2009 Budget | 2009 YTD Actual |
| REVENUE | | | | | | |
| Fund Revenue/Penalties | 1,224,435.00 | - | 1,212,518.00 | - | 1,145,885.00 | - |
| Charges for Services | 1,000.00 | 21.00 | 1,000.00 | 40.00 | 2,000.00 | - |
| Taxes | 19,395.00 | - | 80,243.00 | - | - | - |
| Business Licenses/Permits | - | - | - | - | - | - |
| Non-Business Licenses/Permits | - | - | - | - | - | - |
| Federal Intergovernmental | - | - | - | - | - | - |
| State Intergovernmental | - | - | - | - | - | - |
| Local Intergovernmental | - | - | - | - | - | - |
| Fines and Forfeits | - | - | - | - | - | - |
| Miscellaneous | - | - | - | (33,513.96) | - | 118.84 |
| Interest | 80,000.00 | - | 80,000.00 | - | 100,000.00 | - |
| Transfers in | - | - | - | - | - | - |
| TOTAL REVENUE | 1,324,830.00 | 21.00 | 1,373,761.00 | (33,473.96) | 1,247,885.00 | 118.84 |
| EXPENSES | | | | | | |
| Personal Services | 121,530.00 | 1,753.93 | 105,469.00 | 1,948.86 | 92,281.00 | 1,695.96 |
| Supplies | 11,700.00 | 233.02 | 11,700.00 | - | 6,250.00 | - |
| Other Services & Charges | 616,580.00 | 95,418.79 | 604,125.00 | 47,202.76 | 552,692.00 | 42,692.15 |
| Transfers out | 27,000.00 | - | 26,000.00 | - | 24,000.00 | 24,000.00 |
| Capital Outlay | - | - | - | - | - | - |
| Depreciation | 497,434.00 | - | 457,434.00 | - | 457,434.00 | - |
| TOTAL EXPENSES | 1,274,244.00 | 97,405.74 | 1,204,728.00 | 49,151.62 | 1,132,657.00 | 68,388.11 |
| EXCESS OF REVENUES OVER/UNDER EXPENSES | | | | | | |
| | 50,586.00 | (97,384.74) | 169,033.00 | (82,625.58) | 115,228.00 | (68,269.27) |

CITY OF RAMSEY

PERIOD DETAIL BY DEPARTMENT
ENTERPRISE FUND

| ENTERPRISE FUND -- 9603 STREET LIGHTING UTILITY | | Reporting Period: 1/1/2011 - 1/31/11 | | | | |
|-------------------------------------------------|-------------------|--------------------------------------|-------------------|-----------------|-------------------|--------------------|
| Description | 2011 Budget | 2011 YTD Actual | 2010 Budget | 2010 YTD Actual | 2009 Budget | 2009 YTD Actual |
| REVENUE | | | | | | |
| Fund Revenue/Penalties | 171,678.00 | - | 175,368.00 | - | 169,710.00 | - |
| Charges for Services | - | - | - | - | - | - |
| Taxes | - | - | - | - | - | - |
| Business Licenses/Permits | - | - | - | - | - | - |
| Non-Business Licenses/Permits | - | - | - | - | - | - |
| Federal Intergovernmental | - | - | - | - | - | - |
| State Intergovernmental | - | - | - | - | - | - |
| Local Intergovernmental | - | - | - | - | - | - |
| Fines and Forfeits | - | - | - | - | - | - |
| Miscellaneous | - | - | - | - | - | - |
| Interest | 20,000.00 | - | 20,000.00 | - | 22,000.00 | - |
| Transfers in | - | - | - | - | - | - |
| TOTAL REVENUE | 191,678.00 | - | 195,368.00 | - | 191,710.00 | - |
| EXPENSES | | | | | | |
| Personal Services | - | - | - | - | - | - |
| Supplies | - | - | - | - | - | - |
| Other Services & Charges | 134,328.00 | 9,351.91 | 124,400.00 | - | 106,545.00 | 8,060.33 |
| Transfers out | 13,000.00 | - | 12,500.00 | - | 12,000.00 | 12,000.00 |
| Capital Outlay | - | - | - | - | - | - |
| Depreciation | 40,000.00 | - | 34,579.00 | - | 33,572.00 | - |
| TOTAL EXPENSES | 187,328.00 | 9,351.91 | 171,479.00 | - | 152,117.00 | 20,060.33 |
| EXCESS OF REVENUES OVER/UNDER EXPENSES | 4,350.00 | (9,351.91) | 23,889.00 | - | 39,593.00 | (20,060.33) |

CITY OF RAMSEY

PERIOD DETAIL BY DEPARTMENT
ENTERPRISE FUND

| ENTERPRISE FUND -- 9604 RECYCLING UTILITY | | Reporting Period: 1/1/2011 - 1/31/11 | | | | |
|-----------------------------------------------|-------------------|--------------------------------------|-------------------|--------------------|-------------------|--------------------|
| Description | 2011 Budget | 2011 YTD Actual | 2010 Budget | 2010 YTD Actual | 2009 Budget | 2009 YTD Actual |
| REVENUE | | | | | | |
| Fund Revenue/Penalties | 285,600.00 | - | 285,600.00 | - | 285,600.00 | - |
| Charges for Services | - | - | - | - | - | - |
| Taxes | - | - | - | - | - | - |
| Business Licenses/Permits | - | - | - | - | - | - |
| Non-Business Licenses/Permits | - | - | - | - | - | - |
| Federal Intergovernmental | - | - | - | - | - | - |
| State Intergovernmental | - | - | - | - | - | - |
| Local Intergovernmental | 50,279.00 | - | 49,873.00 | - | 48,145.00 | - |
| Fines and Forfeits | - | - | - | - | - | - |
| Miscellaneous | - | 419.95 | - | 108.75 | - | - |
| Interest | 200.00 | - | 200.00 | - | 500.00 | - |
| Transfers in | - | - | - | - | - | - |
| TOTAL REVENUE | 336,079.00 | 419.95 | 335,673.00 | 108.75 | 334,245.00 | - |
| EXPENSES | | | | | | |
| Personal Services | 5,992.00 | 541.82 | 5,992.00 | 710.51 | 5,992.00 | 639.00 |
| Supplies | 10,000.00 | - | 10,000.00 | - | 10,000.00 | - |
| Other Services & Charges | 300,400.00 | 23,631.24 | 300,400.00 | 23,626.50 | 311,250.00 | 23,029.36 |
| Transfers out | 8,000.00 | - | 7,000.00 | - | 6,800.00 | 6,800.00 |
| Capital Outlay | - | - | - | - | - | - |
| Depreciation | - | - | - | - | - | - |
| TOTAL EXPENSES | 324,392.00 | 24,173.06 | 323,392.00 | 24,337.01 | 334,042.00 | 30,468.36 |
| EXCESS OF REVENUES OVER/UNDER EXPENSES | 11,687.00 | (23,753.11) | 12,281.00 | (24,228.26) | 203.00 | (30,468.36) |

CITY OF RAMSEY

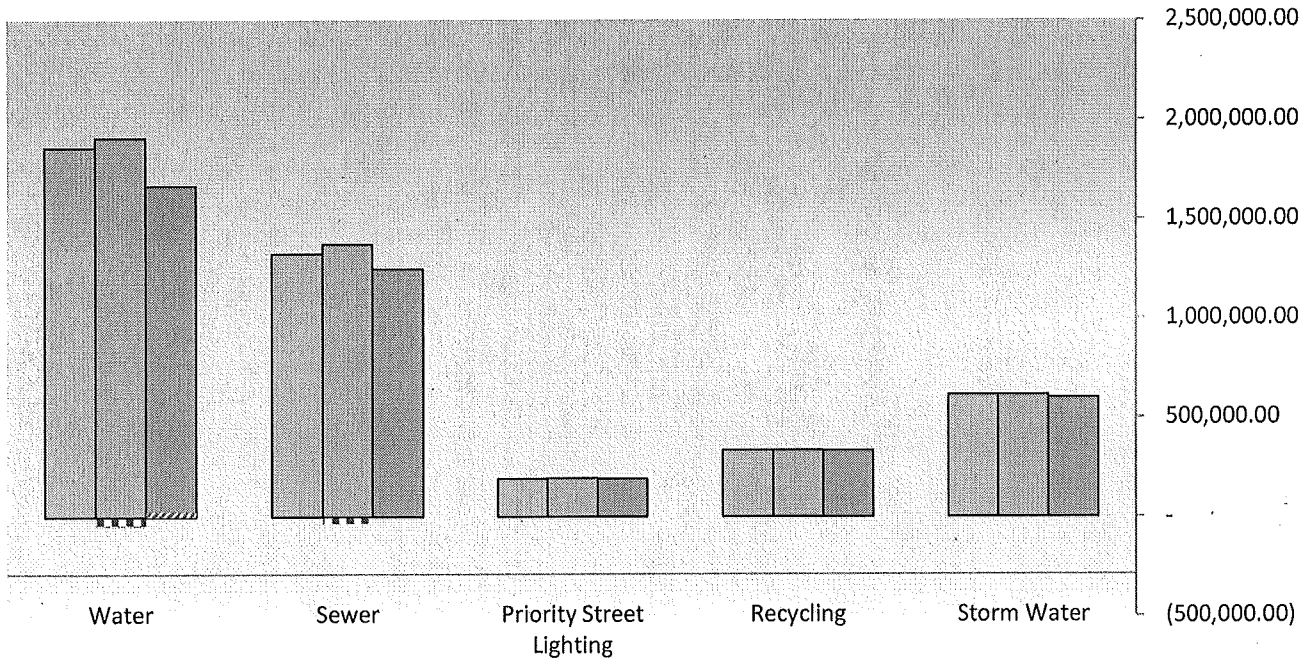
PERIOD DETAIL BY DEPARTMENT
ENTERPRISE FUNDENTERPRISE FUND -- 9605 STORM WATER UTILITY Reporting Period: 1/1/2011 - 1/31/11

| Description | 2011 Budget | 2011 YTD Actual | 2010 Budget | 2010 YTD Actual | 2009 Budget | 2009 YTD Actual |
|-------------------------------|-------------------|--------------------|-------------------|--------------------|-------------------|--------------------|
| REVENUE | | | | | | |
| Fund Revenue/Penalties | 606,184.00 | - | 606,184.00 | - | 588,671.00 | - |
| Charges for Services | - | - | - | - | - | - |
| Taxes | - | - | - | - | - | - |
| Business Licenses/Permits | - | - | - | - | - | - |
| Non-Business Licenses/Permits | - | - | - | - | - | - |
| Federal Intergovernmental | - | - | - | - | - | - |
| State Intergovernmental | - | - | - | - | - | - |
| Local Intergovernmental | - | - | - | - | - | - |
| Fines and Forfeits | - | - | - | - | - | - |
| Miscellaneous | - | - | - | - | - | 284.40 |
| Interest | 8,000.00 | - | 8,000.00 | - | 10,000.00 | - |
| Transfers in | - | - | - | - | - | - |
| TOTAL REVENUE | 614,184.00 | - | 614,184.00 | - | 598,671.00 | 284.40 |
| EXPENSES | | | | | | |
| Personal Services | 70,231.00 | 26.54 | 70,372.00 | - | 69,008.00 | 9.46 |
| Supplies | 22,500.00 | 782.97 | 22,500.00 | 66.06 | 21,600.00 | - |
| Other Services & Charges | 51,420.00 | 25.48 | 51,420.00 | 23.44 | 58,315.00 | - |
| Transfers out | 22,000.00 | - | 21,000.00 | - | 19,000.00 | 19,000.00 |
| Capital Outlay | - | - | - | - | - | - |
| Depreciation | 229,776.00 | - | 229,776.00 | - | 240,314.00 | - |
| TOTAL EXPENSES | 395,927.00 | 834.99 | 395,068.00 | 89.50 | 408,237.00 | 19,009.46 |

| | | | | | | |
|-----------------------------------------------|-------------------|-----------------|-------------------|----------------|-------------------|--------------------|
| EXCESS OF REVENUES OVER/UNDER EXPENSES | 218,257.00 | (834.99) | 219,116.00 | (89.50) | 190,434.00 | (18,725.06) |
|-----------------------------------------------|-------------------|-----------------|-------------------|----------------|-------------------|--------------------|

Budget to Actual Revenues YTD thru February 2011

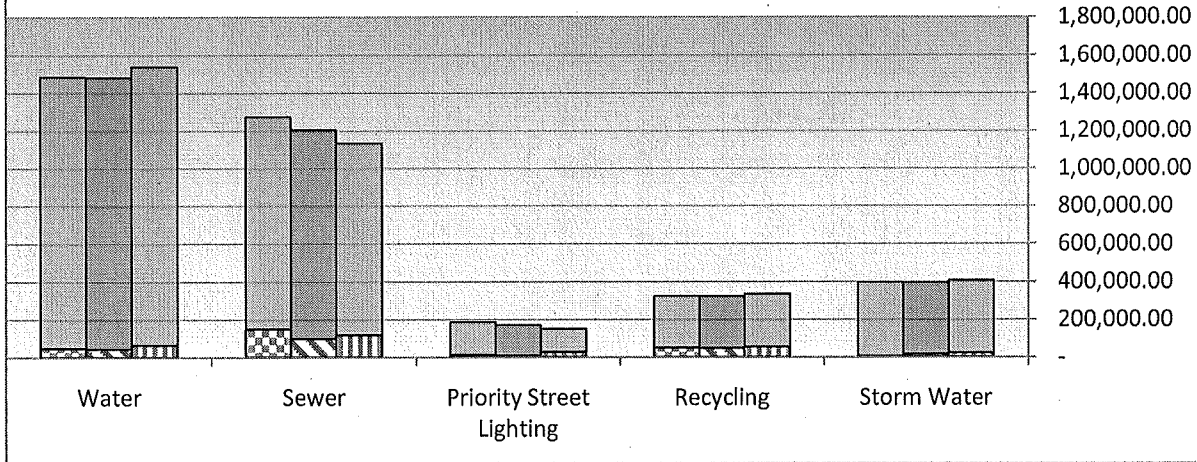
2011 YTD Actual
 2010 YTD Actual
 2009 Budget
 2011 Budget
 2010 Budget
 2009 YTD Actual



| | <u>Water</u> | <u>Sewer</u> | <u>Priority Street Lighting</u> | <u>Recycling</u> | <u>Storm Water</u> |
|-----------------------------|--------------|--------------|-------------------------------------|------------------|--------------------|
| 2011 Budget | 1,860,075 | 1,324,830 | 191,678 | 336,079 | 614,184 |
| 2011 YTD Actual | 1,348 | 490 | - | 420 | - |
| 2011 YTD % of Budget | 0.07% | 0.04% | 0.00% | 0.12% | 0.00% |
| 2010 Budget | 1,911,227 | 1,373,761 | 195,368 | 335,673 | 614,184 |
| 2010 YTD Actual | (44,953) | (32,360) | - | 155 | - |
| 2010 YTD % of Budget | -2.35% | -2.36% | 0.00% | 0.05% | 0.00% |
| 2009 Budget | 1,668,332 | 1,247,885 | 191,710 | 334,245 | 598,671 |
| 2009 YTD Actual | 28,721 | 255 | - | 120 | 284 |
| 2009 YTD % of Budget | 1.72% | 0.02% | 0.00% | 0.04% | 0.05% |

Budget to Actual Expense YTD thru February 2011

2011 Budget
 2010 Budget
 2009 Budget
 2011 YTD Actual
 2010 YTD Actual
 2009 YTD Actual



| | <u>Water</u> | <u>Sewer</u> | <u>Priority Street Lighting</u> | <u>Recycling</u> | <u>Storm Water</u> |
|--------------------------|--------------|--------------|-------------------------------------|------------------|--------------------|
| 2011 Budget | 1,484,255 | 1,274,244 | 187,328 | 324,392 | 395,927 |
| 2011 YTD Actual | 47,564 | 150,480 | 11,973 | 49,872 | 6,050 |
| 2011 YTD % of Bur | 3.20% | 11.81% | 6.39% | 15.37% | 1.53% |
| 2010 Budget | 1,481,910 | 1,204,728 | 171,479 | 323,392 | 395,068 |
| 2010 YTD Actual | 43,589 | 97,613 | 8,875 | 48,298 | 14,330 |
| 2010 YTD % of Bur | 2.94% | 8.10% | 5.18% | 14.93% | 3.63% |
| 2009 Budget | 1,538,587 | 1,132,657 | 152,117 | 334,042 | 408,237 |
| 2009 YTD Actual | 64,719 | 117,221 | 28,121 | 54,003 | 23,553 |
| 2009 YTD % of Bur | 4.21% | 10.35% | 18.49% | 16.17% | 5.77% |

CITY OF RAMSEY

PERIOD SUMMARY BY DEPARTMENT
ENTERPRISE FUND

| Net Revenue (Loss) for Period | | | Reporting Period: 1/1/2011 - 2/28/11 | | | |
|-------------------------------|-------------|-----------------|--------------------------------------|-----------------|-------------|-----------------|
| Dept | 2011 Budget | 2011 YTD Actual | 2010 Budget | 2010 YTD Actual | 2009 Budget | 2009 YTD Actual |
| Water | 375,820.00 | (46,216.30) | 429,317.00 | (88,542.56) | 129,745.00 | (35,998.10) |
| Sewer | 50,586.00 | (149,989.83) | 169,033.00 | (129,973.03) | 115,228.00 | (116,966.71) |
| Priority Street Lighting | 4,350.00 | (11,972.52) | 23,889.00 | (8,874.62) | 39,593.00 | (28,120.66) |
| Recycling | 11,687.00 | (49,452.36) | 12,281.00 | (48,143.23) | 203.00 | (53,883.40) |
| Storm Water | 218,257.00 | (6,049.66) | 219,116.00 | (14,330.09) | 190,434.00 | (23,268.68) |

| REVENUE SUMMARY - BY FUND | | | Reporting Period: 1/1/2011 - 2/28/11 | | | |
|---------------------------|--------------|-----------------|--------------------------------------|-----------------|--------------|-----------------|
| Dept | 2011 Budget | 2011 YTD Actual | 2010 Budget | 2010 YTD Actual | 2009 Budget | 2009 YTD Actual |
| Water | 1,860,075.00 | 1,348.10 | 1,911,227.00 | (44,953.09) | 1,668,332.00 | 28,720.50 |
| Sewer | 1,324,830.00 | 490.02 | 1,373,761.00 | (32,360.14) | 1,247,885.00 | 254.71 |
| Priority Street Lighting | 191,678.00 | - | 195,368.00 | - | 191,710.00 | - |
| Recycling | 336,079.00 | 419.95 | 335,673.00 | 155.00 | 334,245.00 | 120.00 |
| Storm Water | 614,184.00 | - | 614,184.00 | - | 598,671.00 | 284.40 |

| EXPENSE SUMMARY - BY FUND | | | Reporting Period: 1/1/2011 - 2/28/11 | | | |
|---------------------------|--------------|-----------------|--------------------------------------|-----------------|--------------|-----------------|
| Dept | 2011 Budget | 2011 YTD Actual | 2010 Budget | 2010 YTD Actual | 2009 Budget | 2009 YTD Actual |
| Water | 1,484,255.00 | 47,564.40 | 1,481,910.00 | 43,589.47 | 1,538,587.00 | 64,718.60 |
| Sewer | 1,274,244.00 | 150,479.85 | 1,204,728.00 | 97,612.89 | 1,132,657.00 | 117,221.42 |
| Priority Street Lighting | 187,328.00 | 11,972.52 | 171,479.00 | 8,874.62 | 152,117.00 | 28,120.66 |
| Recycling | 324,392.00 | 49,872.31 | 323,392.00 | 48,298.23 | 334,042.00 | 54,003.40 |
| Storm Water | 395,927.00 | 6,049.66 | 395,068.00 | 14,330.09 | 408,237.00 | 23,553.08 |

CITY OF RAMSEY

PERIOD DETAIL BY DEPARTMENT
ENTERPRISE FUND

| ENTERPRISE FUND -- 9601 WATER UTILITY | | Reporting Period: 1/1/2011 - 2/28/11 | | | | |
|-----------------------------------------------|---------------------|--------------------------------------|---------------------|--------------------|---------------------|--------------------|
| Description | 2011 Budget | 2011 YTD Actual | 2010 Budget | 2010 YTD Actual | 2009 Budget | 2009 YTD Actual |
| REVENUE | | | | | | |
| Fund Revenue/Penalties | 1,579,812.00 | (2,424.28) | 1,582,984.00 | (13,517.91) | 1,384,832.00 | (6,739.59) |
| Charges for Services | 28,000.00 | 3,645.00 | 28,000.00 | 2,490.00 | 33,500.00 | 415.00 |
| Taxes | 32,263.00 | - | 80,243.00 | - | - | - |
| Business Licenses/Permits | - | - | - | - | - | - |
| Non-Business Licenses/Permits | - | - | - | - | - | - |
| Federal Intergovernmental | - | - | - | - | - | - |
| State Intergovernmental | - | - | - | - | - | - |
| Local Intergovernmental | - | - | - | - | - | - |
| Fines and Forfeits | - | - | - | - | - | - |
| Miscellaneous | - | 127.38 | - | (33,925.18) | - | (943.64) |
| Interest | 220,000.00 | - | 220,000.00 | - | 250,000.00 | 35,988.73 |
| Transfers in | - | - | - | - | - | - |
| TOTAL REVENUE | 1,860,075.00 | 1,348.10 | 1,911,227.00 | (44,953.09) | 1,668,332.00 | 28,720.50 |
| EXPENSES | | | | | | |
| Personal Services | 239,660.00 | 33,012.51 | 234,200.00 | 31,689.48 | 251,732.00 | 30,142.04 |
| Supplies | 346,500.00 | 1,553.36 | 343,700.00 | 3,660.41 | 396,000.00 | (13,844.57) |
| Other Services & Charges | 217,435.00 | 12,998.53 | 224,350.00 | 8,239.58 | 213,195.00 | 18,421.13 |
| Transfers out | 33,000.00 | - | 32,000.00 | - | 30,000.00 | 30,000.00 |
| Capital Outlay | - | - | - | - | - | - |
| Depreciation | 647,660.00 | - | 647,660.00 | - | 647,660.00 | - |
| TOTAL EXPENSES | 1,484,255.00 | 47,564.40 | 1,481,910.00 | 43,589.47 | 1,538,587.00 | 64,718.60 |
| EXCESS OF REVENUES OVER/UNDER EXPENSES | 375,820.00 | (46,216.30) | 429,317.00 | (88,542.56) | 129,745.00 | (35,998.10) |

CITY OF RAMSEY

PERIOD DETAIL BY DEPARTMENT
ENTERPRISE FUND

| ENTERPRISE FUND -- 9602 SEWER UTILITY | | Reporting Period: 1/1/2011 - 2/28/11 | | | | |
|-----------------------------------------------|---------------------|--------------------------------------|---------------------|---------------------|---------------------|---------------------|
| Description | 2011 Budget | 2011 YTD Actual | 2010 Budget | 2010 YTD Actual | 2009 Budget | 2009 YTD Actual |
| REVENUE | | | | | | |
| Fund Revenue/Penalties | 1,224,435.00 | - | 1,212,518.00 | - | 1,145,885.00 | - |
| Charges for Services | 1,000.00 | 422.40 | 1,000.00 | 691.00 | 2,000.00 | 20.00 |
| Taxes | 19,395.00 | - | 80,243.00 | - | - | - |
| Business Licenses/Permits | - | - | - | - | - | - |
| Non-Business Licenses/Permits | - | - | - | - | - | - |
| Federal Intergovernmental | - | - | - | - | - | - |
| State Intergovernmental | - | - | - | - | - | - |
| Local Intergovernmental | - | - | - | - | - | - |
| Fines and Forfeits | - | - | - | - | - | - |
| Miscellaneous | - | 67.62 | - | (33,051.14) | - | 234.71 |
| Interest | 80,000.00 | - | 80,000.00 | - | 100,000.00 | - |
| Transfers in | - | - | - | - | - | - |
| TOTAL REVENUE | 1,324,830.00 | 490.02 | 1,373,761.00 | (32,360.14) | 1,247,885.00 | 254.71 |
| EXPENSES | | | | | | |
| Personal Services | 121,530.00 | 2,100.71 | 105,469.00 | 2,694.90 | 92,281.00 | 2,636.06 |
| Supplies | 11,700.00 | 233.02 | 11,700.00 | 53.63 | 6,250.00 | 492.64 |
| Other Services & Charges | 616,580.00 | 148,146.12 | 604,125.00 | 94,864.36 | 552,692.00 | 90,092.72 |
| Transfers out | 27,000.00 | - | 26,000.00 | - | 24,000.00 | 24,000.00 |
| Capital Outlay | - | - | - | - | - | - |
| Depreciation | 497,434.00 | - | 457,434.00 | - | 457,434.00 | - |
| TOTAL EXPENSES | 1,274,244.00 | 150,479.85 | 1,204,728.00 | 97,612.89 | 1,132,657.00 | 117,221.42 |
| EXCESS OF REVENUES OVER/UNDER EXPENSES | 50,586.00 | (149,989.83) | 169,033.00 | (129,973.03) | 115,228.00 | (116,966.71) |

CITY OF RAMSEY

PERIOD DETAIL BY DEPARTMENT
ENTERPRISE FUND

| ENTERPRISE FUND -- 9603 STREET LIGHTING UTILITY | | Reporting Period: 1/1/2011 - 2/28/11 | | | | |
|-------------------------------------------------|-------------------|--------------------------------------|-------------------|-------------------|-------------------|--------------------|
| Description | 2011 Budget | 2011 YTD Actual | 2010 Budget | 2010 YTD Actual | 2009 Budget | 2009 YTD Actual |
| REVENUE | | | | | | |
| Fund Revenue/Penalties | 171,678.00 | - | 175,368.00 | - | 169,710.00 | - |
| Charges for Services | - | - | - | - | - | - |
| Taxes | - | - | - | - | - | - |
| Business Licenses/Permits | - | - | - | - | - | - |
| Non-Business Licenses/Permits | - | - | - | - | - | - |
| Federal Intergovernmental | - | - | - | - | - | - |
| State Intergovernmental | - | - | - | - | - | - |
| Local Intergovernmental | - | - | - | - | - | - |
| Fines and Forfeits | - | - | - | - | - | - |
| Miscellaneous | - | - | - | - | - | - |
| Interest | 20,000.00 | - | 20,000.00 | - | 22,000.00 | - |
| Transfers In | - | - | - | - | - | - |
| TOTAL REVENUE | 191,678.00 | - | 195,368.00 | - | 191,710.00 | - |
| EXPENSES | | | | | | |
| Personal Services | - | - | - | - | - | - |
| Supplies | - | - | - | - | - | - |
| Other Services & Charges | 134,328.00 | 11,972.52 | 124,400.00 | 8,874.62 | 106,545.00 | 16,120.66 |
| Transfers out | 13,000.00 | - | 12,500.00 | - | 12,000.00 | 12,000.00 |
| Capital Outlay | - | - | - | - | - | - |
| Depreciation | 40,000.00 | - | 34,579.00 | - | 33,572.00 | - |
| TOTAL EXPENSES | 187,328.00 | 11,972.52 | 171,479.00 | 8,874.62 | 152,117.00 | 28,120.66 |
| EXCESS OF REVENUES OVER/UNDER EXPENSES | 4,350.00 | (11,972.52) | 23,889.00 | (8,874.62) | 39,593.00 | (28,120.66) |

CITY OF RAMSEY

PERIOD DETAIL BY DEPARTMENT
ENTERPRISE FUND

| ENTERPRISE FUND -- 9604 RECYCLING UTILITY | | Reporting Period: 1/1/2011 - 2/28/11 | | | | |
|-----------------------------------------------|-------------------|--------------------------------------|-------------------|--------------------|-------------------|--------------------|
| Description | 2011 Budget | 2011 YTD Actual | 2010 Budget | 2010 YTD Actual | 2009 Budget | 2009 YTD Actual |
| REVENUE | | | | | | |
| Fund Revenue/Penalties | 285,600.00 | - | 285,600.00 | - | 285,600.00 | - |
| Charges for Services | - | - | - | - | - | - |
| Taxes | - | - | - | - | - | - |
| Business Licenses/Permits | - | - | - | - | - | - |
| Non-Business Licenses/Permits | - | - | - | - | - | - |
| Federal Intergovernmental | - | - | - | - | - | - |
| State Intergovernmental | - | - | - | - | - | - |
| Local Intergovernmental | 50,279.00 | - | 49,873.00 | - | 48,145.00 | - |
| Fines and Forfeits | - | - | - | - | - | - |
| Miscellaneous | - | 419.95 | - | 155.00 | - | 120.00 |
| Interest | 200.00 | - | 200.00 | - | 500.00 | - |
| Transfers in | - | - | - | - | - | - |
| TOTAL REVENUE | 336,079.00 | 419.95 | 335,673.00 | 155.00 | 334,245.00 | 120.00 |
| EXPENSES | | | | | | |
| Personal Services | 5,992.00 | 675.38 | 5,992.00 | 1,043.47 | 5,992.00 | 1,120.90 |
| Supplies | 10,000.00 | - | 10,000.00 | - | 10,000.00 | 20.00 |
| Other Services & Charges | 300,400.00 | 49,196.93 | 300,400.00 | 47,254.76 | 311,250.00 | 46,062.50 |
| Transfers out | 8,000.00 | - | 7,000.00 | - | 6,800.00 | 6,800.00 |
| Capital Outlay | - | - | - | - | - | - |
| Depreciation | - | - | - | - | - | - |
| TOTAL EXPENSES | 324,392.00 | 49,872.31 | 323,392.00 | 48,298.23 | 334,042.00 | 54,003.40 |
| EXCESS OF REVENUES OVER/UNDER EXPENSES | 11,687.00 | (49,452.36) | 12,281.00 | (48,143.23) | 203.00 | (53,883.40) |

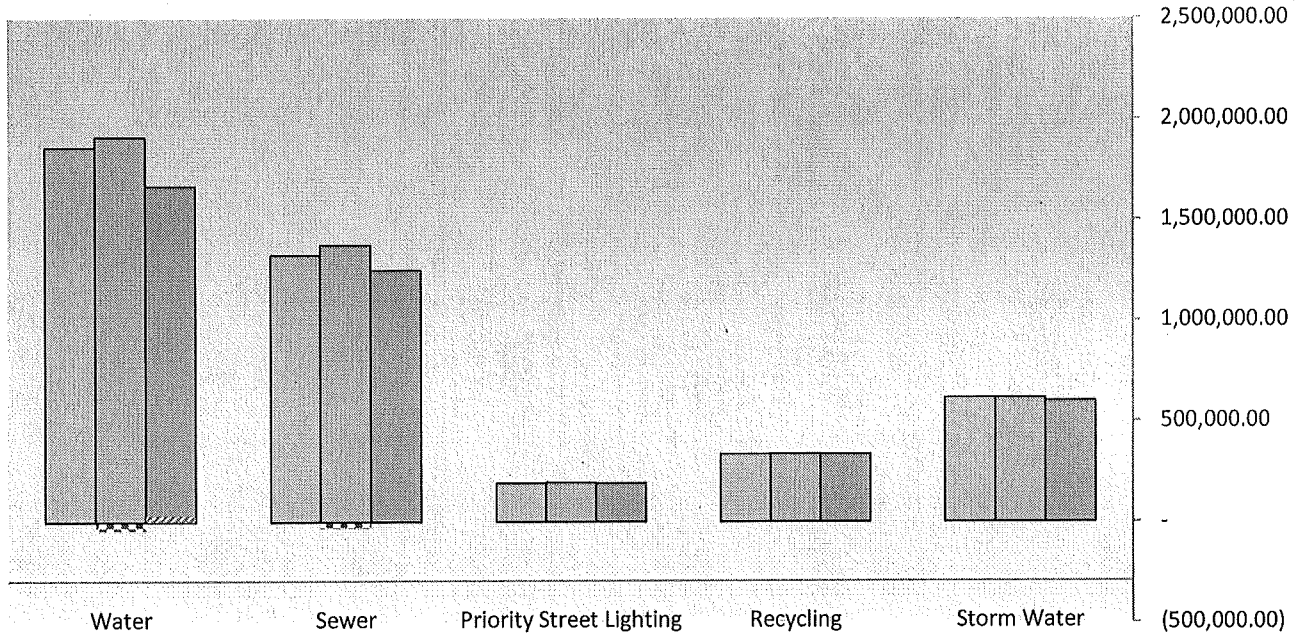
CITY OF RAMSEY

PERIOD DETAIL BY DEPARTMENT
ENTERPRISE FUND

| ENTERPRISE FUND -- 9605 STORM WATER UTILITY | | Reporting Period: 1/1/2011 - 2/28/11 | | | | |
|-----------------------------------------------|-------------------|--------------------------------------|-------------------|--------------------|-------------------|--------------------|
| Description | 2011 Budget | 2011 YTD Actual | 2010 Budget | 2010 YTD Actual | 2009 Budget | 2009 YTD Actual |
| REVENUE | | | | | | |
| Fund Revenue/Penalties | 606,184.00 | - | 606,184.00 | - | 588,671.00 | - |
| Charges for Services | - | - | - | - | - | - |
| Taxes | - | - | - | - | - | - |
| Business Licenses/Permits | - | - | - | - | - | - |
| Non-Business Licenses/Permits | - | - | - | - | - | - |
| Federal Intergovernmental | - | - | - | - | - | - |
| State Intergovernmental | - | - | - | - | - | - |
| Local Intergovernmental | - | - | - | - | - | - |
| Fines and Forfeits | - | - | - | - | - | - |
| Miscellaneous | - | - | - | - | - | 284.40 |
| Interest | 8,000.00 | - | 8,000.00 | - | 10,000.00 | - |
| Transfers In | - | - | - | - | - | - |
| TOTAL REVENUE | 614,184.00 | - | 614,184.00 | - | 598,671.00 | 284.40 |
| EXPENSES | | | | | | |
| Personal Services | 70,231.00 | 2,312.15 | 70,372.00 | - | 69,008.00 | 2,609.78 |
| Supplies | 22,500.00 | 875.22 | 22,500.00 | 1,069.46 | 21,600.00 | 1,111.81 |
| Other Services & Charges | 51,420.00 | 2,862.29 | 51,420.00 | 13,260.63 | 58,315.00 | 831.49 |
| Transfers out | 22,000.00 | - | 21,000.00 | - | 19,000.00 | 19,000.00 |
| Capital Outlay | - | - | - | - | - | - |
| Depreciation | 229,776.00 | - | 229,776.00 | - | 240,314.00 | - |
| TOTAL EXPENSES | 395,927.00 | 6,049.66 | 395,068.00 | 14,330.09 | 408,237.00 | 23,553.08 |
| EXCESS OF REVENUES OVER/UNDER EXPENSES | 218,257.00 | (6,049.66) | 219,116.00 | (14,330.09) | 190,434.00 | (23,268.68) |

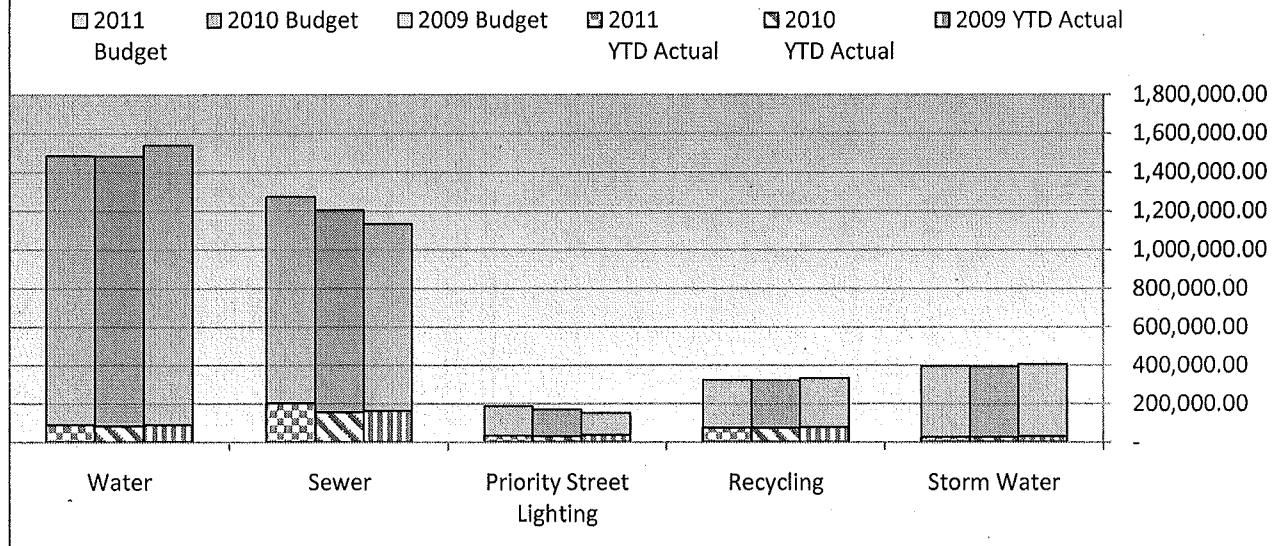
Budget to Actual Revenues YTD thru March 2011

2011 YTD Actual
 2010 YTD Actual
 2009 Budget
 2011 Budget
 2010 Budget
 2009 YTD Actual



| | <u>Water</u> | <u>Sewer</u> | <u>Priority Street Lighting</u> | <u>Recycling</u> | <u>Storm Water</u> |
|-----------------------------|--------------|--------------|-------------------------------------|------------------|--------------------|
| 2011 Budget | 1,860,075 | 1,324,830 | 191,678 | 336,079 | 614,184 |
| 2011 YTD Actual | 12,201 | 563 | - | 420 | - |
| 2011 YTD % of Budget | 0.66% | 0.04% | 0.00% | 0.12% | 0.00% |
| 2010 Budget | 1,911,227 | 1,373,761 | 195,368 | 335,673 | 614,184 |
| 2010 YTD Actual | (41,060) | (32,255) | - | 155 | - |
| 2010 YTD % of Budget | -2.15% | -2.35% | 0.00% | 0.05% | 0.00% |
| 2009 Budget | 1,668,332 | 1,247,885 | 191,710 | 334,245 | 598,671 |
| 2009 YTD Actual | 30,796 | 368 | - | 120 | 284 |
| 2009 YTD % of Budget | 1.85% | 0.03% | 0.00% | 0.04% | 0.05% |

Budget to Actual Expense YTD thru March 2011



| | <u>Water</u> | <u>Sewer</u> | <u>Priority Street Lighting</u> | <u>Recycling</u> | <u>Storm Water</u> |
|-----------------------------|--------------|--------------|-------------------------------------|------------------|--------------------|
| 2011 Budget | 1,484,255 | 1,274,244 | 187,328 | 324,392 | 395,927 |
| 2011 YTD Actual | 90,589 | 202,182 | 33,608 | 74,110 | 26,098 |
| 2011 YTD % of Budget | 6.10% | 15.87% | 17.94% | 22.85% | 6.59% |
| 2010 Budget | 1,481,910 | 1,204,728 | 171,479 | 323,392 | 395,068 |
| 2010 YTD Actual | 83,676 | 155,062 | 29,545 | 74,912 | 27,570 |
| 2010 YTD % of Budget | 5.65% | 12.87% | 17.23% | 23.16% | 6.98% |
| 2009 Budget | 1,538,587 | 1,132,657 | 152,117 | 334,042 | 408,237 |
| 2009 YTD Actual | 90,855 | 162,724 | 36,181 | 77,182 | 29,563 |
| 2009 YTD % of Budget | 5.91% | 14.37% | 23.78% | 23.11% | 7.24% |

CITY OF RAMSEY

PERIOD SUMMARY BY DEPARTMENT
ENTERPRISE FUND

| Net Revenue (Loss) for Period | | Reporting Period: 1/1/2011 - 3/31/11 | | | | |
|-------------------------------|-------------|--------------------------------------|-------------|-----------------|-------------|-----------------|
| Dept | 2011 Budget | 2011 YTD Actual | 2010 Budget | 2010 YTD Actual | 2009 Budget | 2009 YTD Actual |
| Water | 375,820.00 | (78,388.61) | 429,317.00 | (124,735.61) | 129,745.00 | (60,059.22) |
| Sewer | 50,586.00 | (201,619.19) | 169,033.00 | (187,316.90) | 115,228.00 | (162,356.11) |
| Priority Street Lighting | 4,350.00 | (33,608.22) | 23,889.00 | (29,544.95) | 39,593.00 | (36,180.99) |
| Recycling | 11,687.00 | (73,690.29) | 12,281.00 | (74,756.75) | 203.00 | (77,061.54) |
| Storm Water | 218,257.00 | (26,098.36) | 219,116.00 | (27,570.07) | 190,434.00 | (29,278.39) |

| REVENUE SUMMARY - BY FUND | | Reporting Period: 1/1/2011 - 3/31/11 | | | | |
|---------------------------|--------------|--------------------------------------|--------------|-----------------|--------------|-----------------|
| Dept | 2011 Budget | 2011 YTD Actual | 2010 Budget | 2010 YTD Actual | 2009 Budget | 2009 YTD Actual |
| Water | 1,860,075.00 | 12,200.52 | 1,911,227.00 | (41,059.63) | 1,668,332.00 | 30,795.50 |
| Sewer | 1,324,830.00 | 563.22 | 1,373,761.00 | (32,255.14) | 1,247,885.00 | 367.58 |
| Priority Street Lighting | 191,678.00 | - | 195,368.00 | - | 191,710.00 | - |
| Recycling | 336,079.00 | 419.95 | 335,673.00 | 155.00 | 334,245.00 | 120.00 |
| Storm Water | 614,184.00 | - | 614,184.00 | - | 598,671.00 | 284.40 |

| EXPENSE SUMMARY - BY FUND | | Reporting Period: 1/1/2011 - 3/31/11 | | | | |
|---------------------------|--------------|--------------------------------------|--------------|-----------------|--------------|-----------------|
| Dept | 2011 Budget | 2011 YTD Actual | 2010 Budget | 2010 YTD Actual | 2009 Budget | 2009 YTD Actual |
| Water | 1,484,255.00 | 90,589.13 | 1,481,910.00 | 83,675.98 | 1,538,587.00 | 90,854.72 |
| Sewer | 1,274,244.00 | 202,182.41 | 1,204,728.00 | 155,061.76 | 1,132,657.00 | 162,723.69 |
| Priority Street Lighting | 187,328.00 | 33,608.22 | 171,479.00 | 29,544.95 | 152,117.00 | 36,180.99 |
| Recycling | 324,392.00 | 74,110.24 | 323,392.00 | 74,911.75 | 334,042.00 | 77,181.54 |
| Storm Water | 395,927.00 | 26,098.36 | 395,068.00 | 27,570.07 | 408,237.00 | 29,562.79 |

CITY OF RAMSEY

PERIOD DETAIL BY DEPARTMENT
ENTERPRISE FUND

| ENTERPRISE FUND -- 9601 WATER UTILITY | | Reporting Period: 1/1/2011 - 3/31/11 | | | | |
|-----------------------------------------------|---------------------|--------------------------------------|---------------------|---------------------|---------------------|--------------------|
| Description | 2011 Budget | 2011 YTD Actual | 2010 Budget | 2010 YTD Actual | 2009 Budget | 2009 YTD Actual |
| REVENUE | | | | | | |
| Fund Revenue/Penalties | 1,579,812.00 | (2,522.06) | 1,582,984.00 | (13,774.45) | 1,384,832.00 | (6,739.59) |
| Charges for Services | 28,000.00 | 7,290.00 | 28,000.00 | 6,640.00 | 33,500.00 | 2,490.00 |
| Taxes | 32,263.00 | - | 80,243.00 | - | - | - |
| Business Licenses/Permits | - | - | - | - | - | - |
| Non-Business Licenses/Permits | - | - | - | - | - | - |
| Federal Intergovernmental | - | - | - | - | - | - |
| State Intergovernmental | - | - | - | - | - | - |
| Local Intergovernmental | - | - | - | - | - | - |
| Fines and Forfeits | - | - | - | - | - | - |
| Miscellaneous | - | 7,432.58 | - | (33,925.18) | - | (943.64) |
| Interest | 220,000.00 | - | 220,000.00 | - | 250,000.00 | 35,988.73 |
| Transfers in | - | - | - | - | - | - |
| TOTAL REVENUE | 1,860,075.00 | 12,200.52 | 1,911,227.00 | (41,059.63) | 1,668,332.00 | 30,795.50 |
| EXPENSES | | | | | | |
| Personal Services | 239,660.00 | 47,711.83 | 234,200.00 | 45,895.67 | 251,732.00 | 43,476.04 |
| Supplies | 346,500.00 | 11,843.81 | 343,700.00 | 14,779.67 | 396,000.00 | (8,643.53) |
| Other Services & Charges | 217,435.00 | 31,033.49 | 224,350.00 | 23,000.64 | 213,195.00 | 26,022.21 |
| Transfers out | 33,000.00 | - | 32,000.00 | - | 30,000.00 | 30,000.00 |
| Capital Outlay | - | - | - | - | - | - |
| Depreciation | 647,660.00 | - | 647,660.00 | - | 647,660.00 | - |
| TOTAL EXPENSES | 1,484,255.00 | 90,589.13 | 1,481,910.00 | 83,675.98 | 1,538,587.00 | 90,854.72 |
| EXCESS OF REVENUES OVER/UNDER EXPENSES | 375,820.00 | (78,388.61) | 429,317.00 | (124,735.61) | 129,745.00 | (60,059.22) |

CITY OF RAMSEY

PERIOD DETAIL BY DEPARTMENT
ENTERPRISE FUND

| ENTERPRISE FUND -- 9602 SEWER UTILITY | | Reporting Period: 1/1/2011 - 3/31/11 | | | | |
|-----------------------------------------------|---------------------|--------------------------------------|---------------------|---------------------|---------------------|---------------------|
| Description | 2011 Budget | 2011 YTD Actual | 2010 Budget | 2010 YTD Actual | 2009 Budget | 2009 YTD Actual |
| REVENUE | | | | | | |
| Fund Revenue/Penalties | 1,224,435.00 | - | 1,212,518.00 | - | 1,145,885.00 | - |
| Charges for Services | 1,000.00 | 467.00 | 1,000.00 | 796.00 | 2,000.00 | 20.00 |
| Taxes | 19,395.00 | - | 80,243.00 | - | - | - |
| Business Licenses/Permits | - | - | - | - | - | - |
| Non-Business Licenses/Permits | - | - | - | - | - | - |
| Federal Intergovernmental | - | - | - | - | - | - |
| State Intergovernmental | - | - | - | - | - | - |
| Local Intergovernmental | - | - | - | - | - | - |
| Fines and Forfeits | - | - | - | - | - | - |
| Miscellaneous | - | 96.22 | - | (33,051.14) | - | 347.58 |
| Interest | 80,000.00 | - | 80,000.00 | - | 100,000.00 | - |
| Transfers in | - | - | - | - | - | - |
| TOTAL REVENUE | 1,324,830.00 | 563.22 | 1,373,761.00 | (32,255.14) | 1,247,885.00 | 367.58 |
| EXPENSES | | | | | | |
| Personal Services | 121,530.00 | 3,156.62 | 105,469.00 | 6,243.78 | 92,281.00 | 3,728.55 |
| Supplies | 11,700.00 | 615.25 | 11,700.00 | 2,913.59 | 6,250.00 | 512.74 |
| Other Services & Charges | 616,580.00 | 198,410.54 | 604,125.00 | 145,904.39 | 552,692.00 | 134,482.40 |
| Transfers out | 27,000.00 | - | 26,000.00 | - | 24,000.00 | 24,000.00 |
| Capital Outlay | - | - | - | - | - | - |
| Depreciation | 497,434.00 | - | 457,434.00 | - | 457,434.00 | - |
| TOTAL EXPENSES | 1,274,244.00 | 202,182.41 | 1,204,728.00 | 155,061.76 | 1,132,657.00 | 162,723.69 |
| EXCESS OF REVENUES OVER/UNDER EXPENSES | 50,586.00 | (201,619.19) | 169,033.00 | (187,316.90) | 115,228.00 | (162,356.11) |

CITY OF RAMSEY

PERIOD DETAIL BY DEPARTMENT
ENTERPRISE FUND

| ENTERPRISE FUND -- 9603 STREET LIGHTING UTILITY | | Reporting Period: 1/1/2011 - 3/31/11 | | | | |
|-------------------------------------------------|-------------------|--------------------------------------|-------------------|--------------------|-------------------|--------------------|
| Description | 2011 Budget | 2011 YTD Actual | 2010 Budget | 2010 YTD Actual | 2009 Budget | 2009 YTD Actual |
| REVENUE | | | | | | |
| Fund Revenue/Penalties | 171,678.00 | - | 175,368.00 | - | 169,710.00 | - |
| Charges for Services | - | - | - | - | - | - |
| Taxes | - | - | - | - | - | - |
| Business Licenses/Permits | - | - | - | - | - | - |
| Non-Business Licenses/Permits | - | - | - | - | - | - |
| Federal Intergovernmental | - | - | - | - | - | - |
| State Intergovernmental | - | - | - | - | - | - |
| Local Intergovernmental | - | - | - | - | - | - |
| Fines and Forfeits | - | - | - | - | - | - |
| Miscellaneous | - | - | - | - | - | - |
| Interest | 20,000.00 | - | 20,000.00 | - | 22,000.00 | - |
| Transfers in | - | - | - | - | - | - |
| TOTAL REVENUE | 191,678.00 | - | 195,368.00 | - | 191,710.00 | - |
| EXPENSES | | | | | | |
| Personal Services | - | - | - | - | - | - |
| Supplies | - | - | - | - | - | - |
| Other Services & Charges | 134,328.00 | 33,608.22 | 124,400.00 | 29,544.95 | 106,545.00 | 24,180.99 |
| Transfers out | 13,000.00 | - | 12,500.00 | - | 12,000.00 | 12,000.00 |
| Capital Outlay | - | - | - | - | - | - |
| Depreciation | 40,000.00 | - | 34,579.00 | - | 33,572.00 | - |
| TOTAL EXPENSES | 187,328.00 | 33,608.22 | 171,479.00 | 29,544.95 | 152,117.00 | 36,180.99 |
| EXCESS OF REVENUES OVER/UNDER EXPENSES | 4,350.00 | (33,608.22) | 23,889.00 | (29,544.95) | 39,593.00 | (36,180.99) |

CITY OF RAMSEY

PERIOD DETAIL BY DEPARTMENT
ENTERPRISE FUND

| ENTERPRISE FUND -- 9604 RECYCLING UTILITY | | Reporting Period: 1/1/2011 - 3/31/11 | | | | |
|-----------------------------------------------|-------------------|--------------------------------------|-------------------|--------------------|-------------------|--------------------|
| Description | 2011 Budget | 2011 YTD Actual | 2010 Budget | 2010 YTD Actual | 2009 Budget | 2009 YTD Actual |
| REVENUE | | | | | | |
| Fund Revenue/Penalties | 285,600.00 | - | 285,600.00 | - | 285,600.00 | - |
| Charges for Services | - | - | - | - | - | - |
| Taxes | - | - | - | - | - | - |
| Business Licenses/Permits | - | - | - | - | - | - |
| Non-Business Licenses/Permits | - | - | - | - | - | - |
| Federal Intergovernmental | - | - | - | - | - | - |
| State Intergovernmental | - | - | - | - | - | - |
| Local Intergovernmental | 50,279.00 | - | 49,873.00 | - | 48,145.00 | - |
| Fines and Forfeits | - | - | - | - | - | - |
| Miscellaneous | - | 419.95 | - | 155.00 | - | 120.00 |
| Interest | 200.00 | - | 200.00 | - | 500.00 | - |
| Transfers in | - | - | - | - | - | - |
| TOTAL REVENUE | 336,079.00 | 419.95 | 335,673.00 | 155.00 | 334,245.00 | 120.00 |
| EXPENSES | | | | | | |
| Personal Services | 5,992.00 | 1,124.42 | 5,992.00 | 1,276.55 | 5,992.00 | 1,420.02 |
| Supplies | 10,000.00 | - | 10,000.00 | 600.00 | 10,000.00 | (139.40) |
| Other Services & Charges | 300,400.00 | 72,985.82 | 300,400.00 | 73,035.20 | 311,250.00 | 69,100.92 |
| Transfers out | 8,000.00 | - | 7,000.00 | - | 6,800.00 | 6,800.00 |
| Capital Outlay | - | - | - | - | - | - |
| Depreciation | - | - | - | - | - | - |
| TOTAL EXPENSES | 324,392.00 | 74,110.24 | 323,392.00 | 74,911.75 | 334,042.00 | 77,181.54 |
| EXCESS OF REVENUES OVER/UNDER EXPENSES | 11,687.00 | (73,690.29) | 12,281.00 | (74,756.75) | 203.00 | (77,061.54) |

CITY OF RAMSEY

PERIOD DETAIL BY DEPARTMENT
ENTERPRISE FUND

| ENTERPRISE FUND -- 9605 STORM WATER UTILITY | | Reporting Period: 1/1/2011 - 3/31/11 | | | | |
|-----------------------------------------------|-------------------|--------------------------------------|-------------------|--------------------|-------------------|--------------------|
| Description | 2011 Budget | 2011 YTD Actual | 2010 Budget | 2010 YTD Actual | 2009 Budget | 2009 YTD Actual |
| REVENUE | | | | | | |
| Fund Revenue/Penalties | 606,184.00 | - | 606,184.00 | - | 588,671.00 | - |
| Charges for Services | - | - | - | - | - | - |
| Taxes | - | - | - | - | - | - |
| Business Licenses/Permits | - | - | - | - | - | - |
| Non-Business Licenses/Permits | - | - | - | - | - | - |
| Federal Intergovernmental | - | - | - | - | - | - |
| State Intergovernmental | - | - | - | - | - | - |
| Local Intergovernmental | - | - | - | - | - | - |
| Fines and Forfeits | - | - | - | - | - | - |
| Miscellaneous | - | - | - | - | - | 284.40 |
| Interest | 8,000.00 | - | 8,000.00 | - | 10,000.00 | - |
| Transfers in | - | - | - | - | - | - |
| TOTAL REVENUE | 614,184.00 | - | 614,184.00 | - | 598,671.00 | 284.40 |
| EXPENSES | | | | | | |
| Personal Services | 70,231.00 | 2,990.32 | 70,372.00 | 5,290.34 | 69,008.00 | 6,838.62 |
| Supplies | 22,500.00 | 1,599.53 | 22,500.00 | 3,230.28 | 21,600.00 | 1,919.68 |
| Other Services & Charges | 51,420.00 | 21,508.51 | 51,420.00 | 19,049.45 | 58,315.00 | 1,804.49 |
| Transfers out | 22,000.00 | - | 21,000.00 | - | 19,000.00 | 19,000.00 |
| Capital Outlay | - | - | - | - | - | - |
| Depreciation | 229,776.00 | - | 229,776.00 | - | 240,314.00 | - |
| TOTAL EXPENSES | 395,927.00 | 26,098.36 | 395,068.00 | 27,570.07 | 408,237.00 | 29,562.79 |
| EXCESS OF REVENUES OVER/UNDER EXPENSES | 218,257.00 | (26,098.36) | 219,116.00 | (27,570.07) | 190,434.00 | (29,278.39) |