

CITY OF RAMSEY

Period Summary - General Fund

Reporting Period: 1/1/2011 - 06/30/2011

Expenditures By Dept Head	2011	2011	2010	2010	2009	2009
	Budget	YTD Actual	Budget	YTD Actual	Budget	YTD Actual
Com Dev	557,272	228,221	597,419	266,269	824,350	416,340
Fire	749,783	308,486	748,713	323,673	764,766	319,704
Finance	471,420	207,049	518,175	211,567	511,814	315,882
Admin	1,344,287	696,813	1,488,890	687,211	1,512,148	678,355
Public Works	2,711,681	1,007,264	2,669,548	988,036	2,718,718	995,315
Police	2,919,369	1,286,746	2,863,561	1,238,997	2,772,287	1,200,326
Council	141,156	72,306	144,236	61,703	166,360	72,847
Legal	117,000	50,089	122,000	51,070	131,000	40,559
Transfers out	-	-	-	-	-	-
Debt Service	260,934	-	252,647	-	37,724	37,724
Contingency	33,898	-	68,002	-	93,792	-
	<u>9,306,800</u>	<u>3,856,973</u>	<u>9,473,191</u>	<u>3,828,526</u>	<u>9,532,959</u>	<u>4,077,053</u>
	-	0	-	(0)	-	0

Revenue	2011	2011	2010	2010	2009	2009
	Budget	YTD Actual	Budget	YTD Actual	Budget	YTD Actual
Taxes	7,037,127	-	7,034,194	-	7,532,034	-
Business Licenses/Permits	71,200	61,418	69,500	59,449	78,000	62,187
Non-Business Licenses/Permits	367,532	161,079	330,750	169,035	398,400	133,051
Federal Intergovernmental	6,000	-	6,000	-	6,000	358
State Intergovernmental	299,300	138,500	277,100	70,000	277,100	70,000
Local Intergovernmental	-	2,650	-	20	-	9
Charges for Services	823,875	168,222	700,451	174,906	785,588	106,241
Fines and Forfeits	112,500	49,358	120,000	36,991	120,000	51,081
Miscellaneous	19,000	17,667	45,000	5,720	2,000	7,307
Interest	100,000	-	150,000	-	240,000	-
Transfers in	612,866	-	965,046	-	257,687	398,620
	<u>9,449,400</u>	<u>598,895</u>	<u>9,698,041</u>	<u>516,123</u>	<u>9,696,809</u>	<u>828,854</u>

CITY OF RAMSEY

Period Summary - General Fund

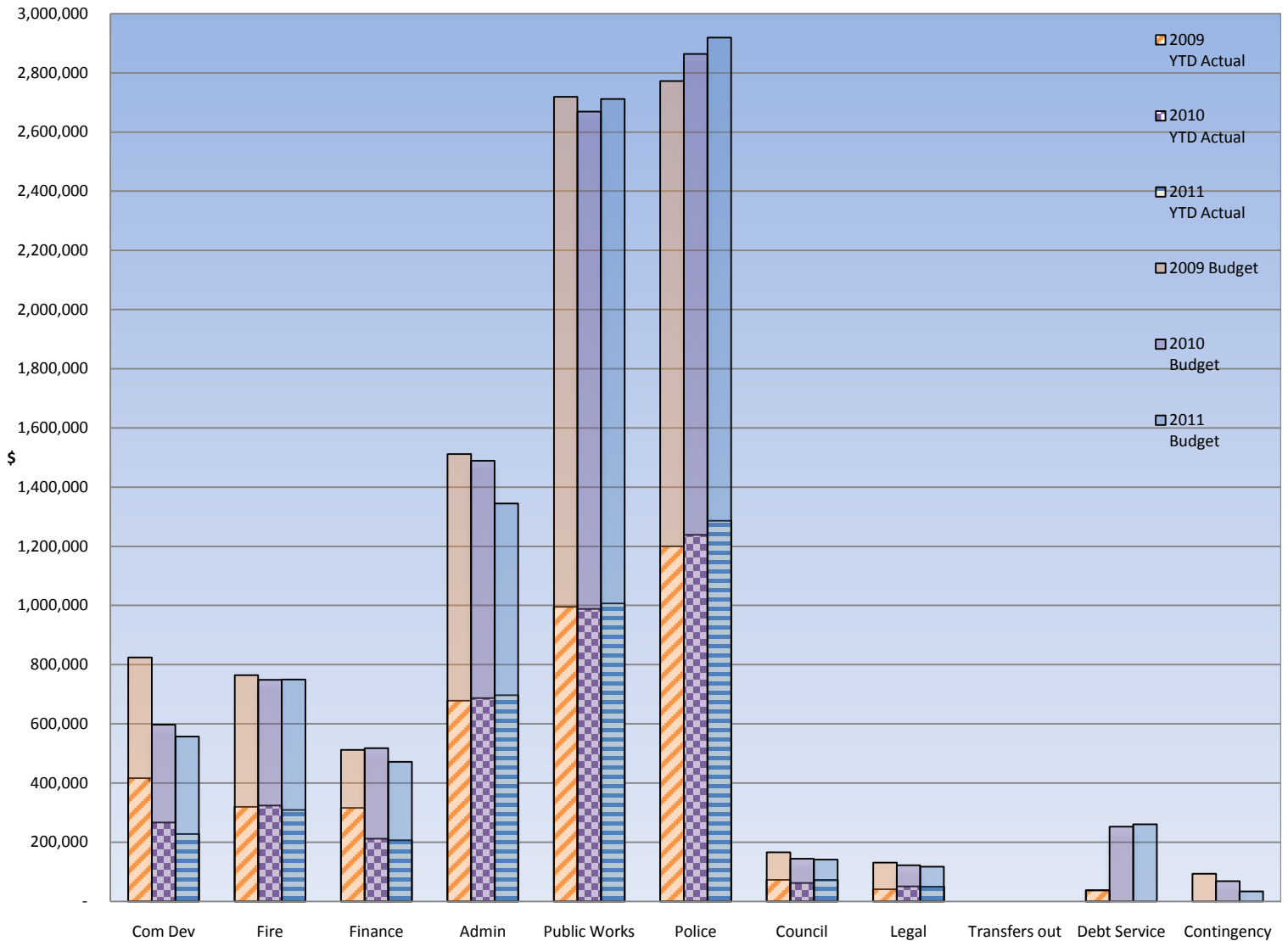
Reporting Period: 1/1/2011 - 06/30/2011

Capital Outlay	2011 Budget	2011 YTD Actual	2010 Budget	2010 YTD Actual	2009 Budget	2009 YTD Actual
Com Dev	-	-	-	-	-	-
Fire	32,000	-	10,800	8,490	31,600	32,427
Finance	-	-	-	-	-	-
Admin	16,000	-	33,000	9,500	17,400	16,681
Public Works	-	-	87,200	58,713	21,000	20,865
Police	94,600	73,551	93,850	83,550	93,850	78,426
Council	-	-	-	-	-	-
Legal	-	-	-	-	-	-
Transfers out	-	-	-	-	-	-
Debt Service	-	-	-	-	-	-
Contingency	-	-	-	-	-	-
	142,600	73,551	224,850	160,252	163,850	148,399
	-	-	-	-	-	-

Expenditures	2011 Budget	2011 YTD Actual	2010 Budget	2010 YTD Actual	2009 Budget	2009 YTD Actual
Personal Services	6,275,744	2,968,406	6,559,765	3,042,697	6,643,206	3,163,464
Supplies	724,837	359,491	710,972	294,917	749,309	299,223
Other Services & Charges	2,045,285	529,076	1,949,807	490,912	2,102,720	576,642
Transfers out	-	-	-	-	-	-
Debt Service	260,934	-	252,647	-	37,724	37,724
	9,306,800	3,856,973	9,473,191	3,828,526	9,532,959	4,077,053
	142,600	(3,258,078)	224,850	(3,312,404)	163,850	(3,248,199)
Revenue	(9,449,400)	(598,895)	(9,698,041)	(516,123)	(9,696,809)	(828,854)
Expenses	9,449,400	3,930,523	9,698,041	3,988,779	9,696,809	4,225,452

CITY OF RAMSEY

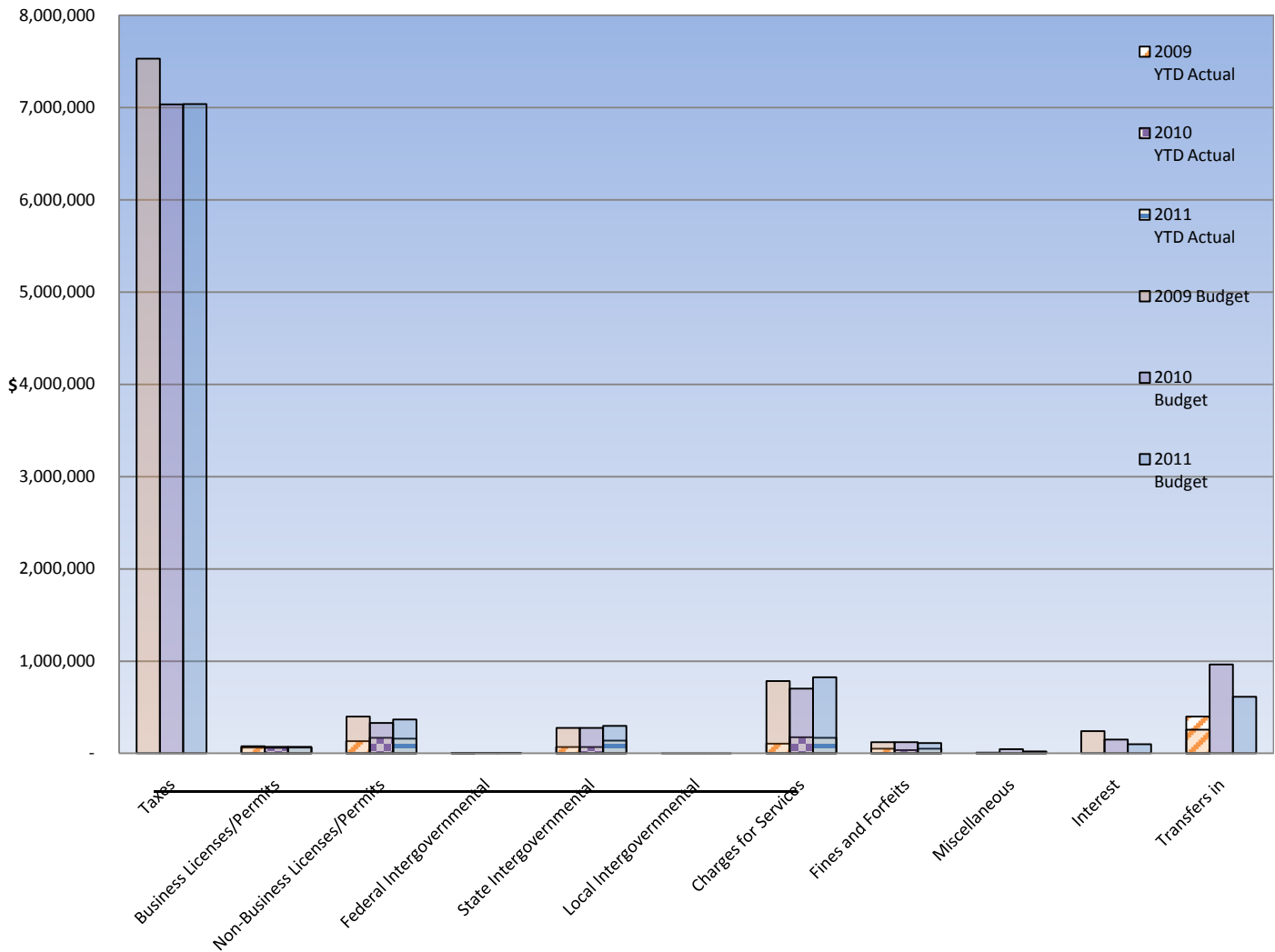
Budget to Actual Expenditures by Department YTD thru June 2011



	<u>Com Dev</u>	<u>Fire</u>	<u>Finance</u>	<u>Admin</u>	<u>Public Works</u>	<u>Police</u>	<u>Council</u>	<u>Legal</u>	<u>Transfers out</u>	<u>Debt Service</u>	<u>Contingency</u>	<u>Total</u>
2011 Budget	557,272	749,783	471,420	1,344,287	2,711,681	2,919,369	141,156	117,000	-	260,934	33,898	9,306,800
2011 YTD Actual	228,221	308,486	207,049	696,813	1,007,264	1,286,746	72,306	50,089	-	-	-	3,856,973
2010 Budget	597,419	748,713	518,175	1,488,890	2,669,548	2,863,561	144,236	122,000	-	252,647	68,002	9,473,191
2010 YTD Actual	266,269	323,673	211,567	687,211	988,036	1,238,997	61,703	51,070	-	-	-	3,828,526
2009 Budget	824,350	764,766	511,814	1,512,148	2,718,718	2,772,287	166,360	131,000	-	37,724	93,792	9,532,959
2009 YTD Actual	416,340	319,704	315,882	678,355	995,315	1,200,326	72,847	40,559	-	37,724	-	4,077,053
2011 YTD % of Budget	40.95%	41.14%	43.92%	51.84%	37.15%	44.08%	51.22%	42.81%	#DIV/0!	0.00%	0.00%	41.44%

CITY OF RAMSEY

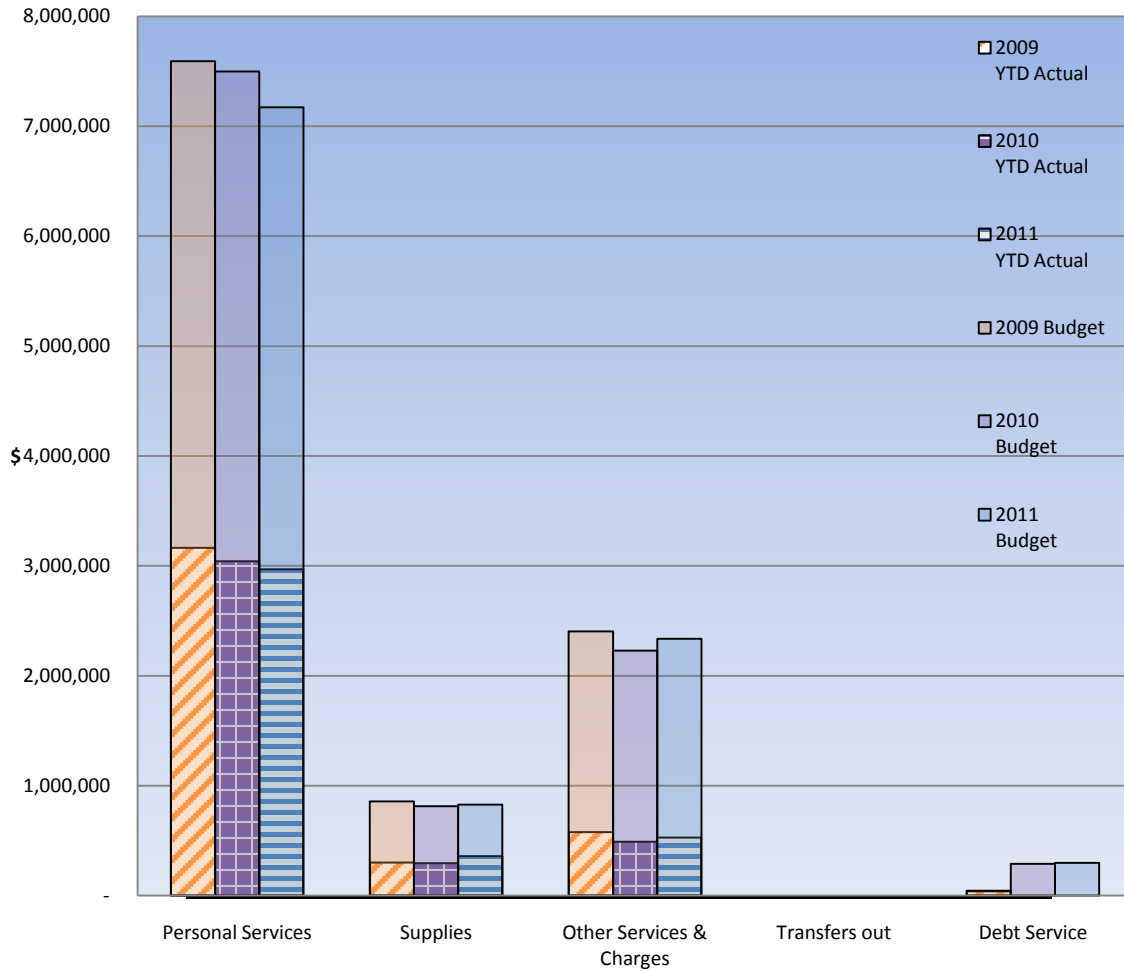
Budget to Actual Revenues YTD thru June 2011



	<u>Taxes</u>	<u>Business Licenses/Permits</u>	<u>Non-Business Licenses/Permits</u>	<u>Federal Intergovernmental</u>	<u>State Intergovernmental</u>	<u>Local Intergovernmental</u>	<u>Charges for Services</u>	<u>Fines and Forfeits</u>	<u>Misc.</u>	<u>Interest</u>	<u>Transfers in</u>	<u>Total</u>
2011 Budget	7,037,127	71,200	367,532	6,000	299,300	-	823,875	112,500	19,000	100,000	612,866	9,449,400
2011 YTD Actual	-	61,418	161,079	-	138,500	2,650	168,222	49,358	17,667	-	-	598,895
2010 Budget	7,034,194	69,500	330,750	6,000	277,100	-	700,451	120,000	45,000	150,000	965,046	9,698,041
2010 YTD Actual	-	59,449	169,035	-	70,000	20	174,906	36,991	5,720	-	-	516,123
2009 Budget	7,532,034	78,000	398,400	6,000	277,100	-	785,588	120,000	2,000	240,000	257,687	9,696,809
2009 YTD Actual	-	62,187	133,051	358	70,000	9	106,241	51,081	7,307	-	398,620	828,854
2011 YTD % of Budget	0.00%	86.26%	43.83%	0.00%	46.27%	#DIV/0!	20.42%	43.87%	92.99%	0.00%	0.00%	6.34%

CITY OF RAMSEY

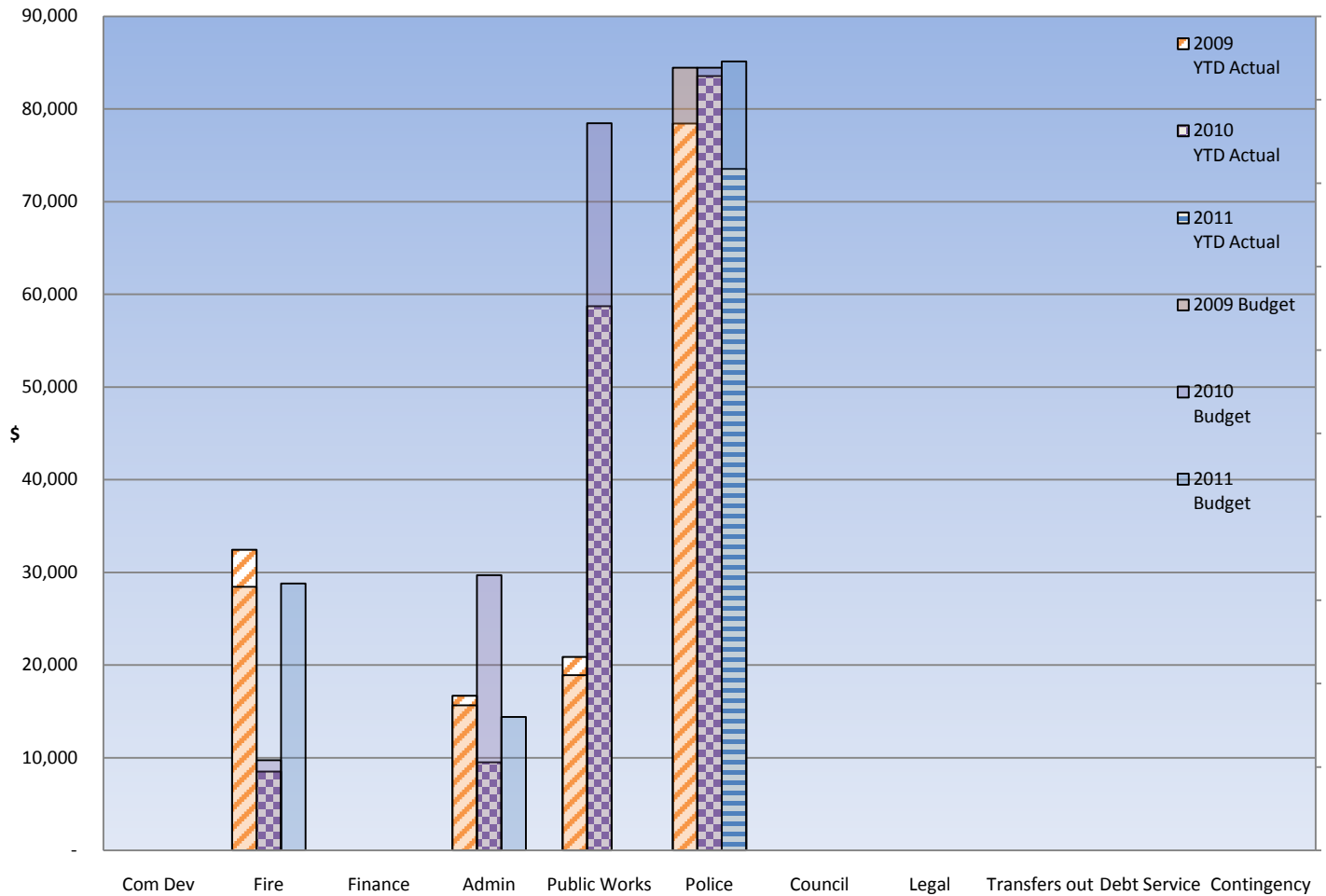
Budget to Actual Expenditures by Category YTD thru June 2011



	<u>Personal Services</u>	<u>Supplies</u>	<u>Other Services & Charges</u>	<u>Transfers out</u>	<u>Debt Service</u>	<u>Total</u>
2011 Budget	6,275,744	724,837	2,045,285	-	260,934	9,306,800
2011 YTD Actual	2,968,406	359,491	529,076	-	-	3,856,973
2010 Budget	6,559,765	710,972	1,949,807	-	252,647	9,473,191
2010 YTD Actual	3,042,697	294,917	490,912	-	-	3,828,526
2009 Budget	6,643,206	749,309	2,102,720	-	37,724	9,532,959
2009 YTD Actual	3,163,464	299,223	576,642	-	37,724	4,077,053
2011 YTD % of Budget	47.30%	49.60%	25.87%	#DIV/0!	0.00%	41.44%

CITY OF RAMSEY

Budget to Actual Capital Outlay YTD thru June 2011



	Com Dev	Fire	Finance	Admin	Public Works	Police	Council	Legal	Transfers out	Debt Service	Contingency	Total
2011 Budget	-	32,000	-	16,000	-	94,600	-	-	-	-	-	142,600
2011 YTD Actual	-	-	-	-	-	73,551	-	-	-	-	-	73,551
2010 Budget	-	10,800	-	33,000	87,200	93,850	-	-	-	-	-	224,850
2010 YTD Actual	-	8,490	-	9,500	58,713	83,550	-	-	-	-	-	160,252
2009 Budget	-	31,600	-	17,400	21,000	93,850	-	-	-	-	-	163,850
2009 YTD Actual	-	32,427	-	16,681	20,865	78,426	-	-	-	-	-	148,399
2011 YTD % of Budget	#DIV/0!	0.00%	#DIV/0!	0.00%	#DIV/0!	77.75%	#DIV/0!	#DIV/0!	#DIV/0!	#DIV/0!	#DIV/0!	51.58%