

CITY OF RAMSEY

Period Summary - General Fund

Reporting Period: 1/1/2011 - 07/31/2011

Expenditures By Dept Head	2011	2011	2010	2010	2009	2009
	Budget	YTD Actual	Budget	YTD Actual	Budget	YTD Actual
Com Dev	557,272	298,967	597,419	325,700	824,350	506,415
Fire	749,783	349,157	748,713	370,213	764,766	363,816
Finance	471,420	385,639	518,175	398,559	511,814	361,868
Admin	1,344,287	840,755	1,488,890	834,331	1,512,148	835,118
Public Works	2,711,681	1,232,923	2,669,548	1,214,712	2,718,718	1,263,579
Police	2,919,369	1,592,242	2,863,561	1,541,988	2,772,287	1,496,678
Council	141,156	77,895	144,236	68,967	166,360	78,983
Legal	117,000	58,652	122,000	62,522	131,000	49,533
Transfers out	-	-	-	-	-	-
Debt Service	260,934	-	252,647	-	37,724	37,724
Contingency	33,898	8,000	68,002	-	93,792	-
	<u>9,306,800</u>	<u>4,844,229</u>	<u>9,473,191</u>	<u>4,816,991</u>	<u>9,532,959</u>	<u>4,993,713</u>
	-	-	-	-	-	-

Revenue	2011	2011	2010	2010	2009	2009
	Budget	YTD Actual	Budget	YTD Actual	Budget	YTD Actual
Taxes	7,037,127	3,422,656	7,034,194	3,562,820	7,532,034	3,831,148
Business Licenses/Permits	71,200	61,798	69,500	66,008	78,000	63,362
Non-Business Licenses/Permits	367,532	186,083	330,750	193,982	398,400	168,858
Federal Intergovernmental	6,000	-	6,000	-	6,000	358
State Intergovernmental	299,300	141,284	277,100	142,784	277,100	142,784
Local Intergovernmental	-	2,373	-	20	-	9
Charges for Services	823,875	187,156	700,451	198,011	785,588	152,424
Fines and Forfeits	112,500	58,079	120,000	46,194	120,000	60,239
Miscellaneous	19,000	17,475	45,000	11,304	2,000	7,801
Interest	100,000	-	150,000	-	240,000	-
Transfers in	612,866	-	965,046	-	257,687	398,620
	<u>9,449,400</u>	<u>4,076,905</u>	<u>9,698,041</u>	<u>4,221,124</u>	<u>9,696,809</u>	<u>4,825,604</u>

CITY OF RAMSEY

Period Summary - General Fund

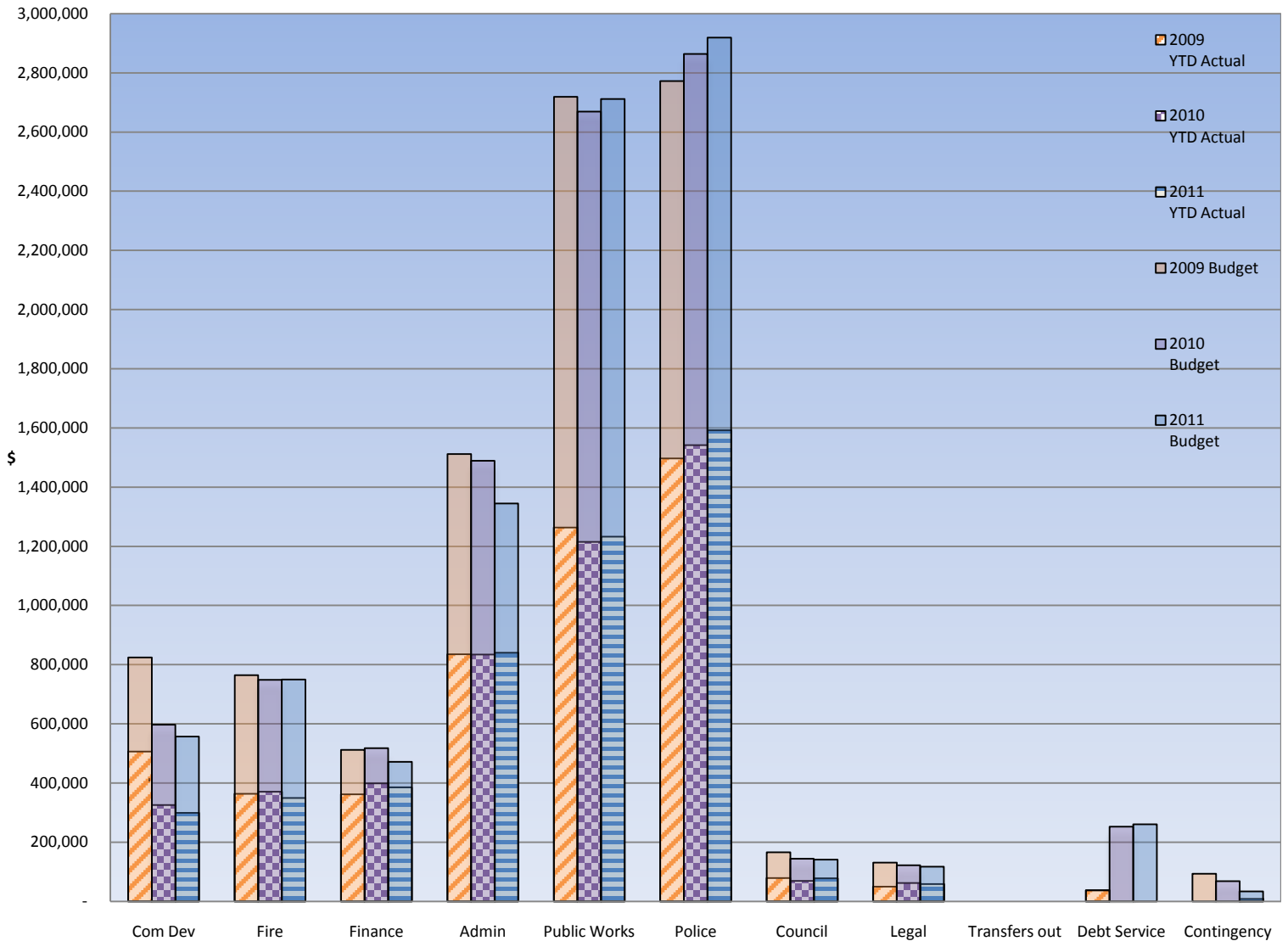
Reporting Period: 1/1/2011 - 07/31/2011

Capital Outlay	2011 Budget	2011 YTD Actual	2010 Budget	2010 YTD Actual	2009 Budget	2009 YTD Actual
Com Dev	-	-	-	-	-	-
Fire	32,000	-	10,800	8,490	31,600	32,427
Finance	-	-	-	-	-	-
Admin	16,000	-	33,000	9,500	17,400	16,681
Public Works	-	-	87,200	58,713	21,000	20,865
Police	94,600	75,579	93,850	90,642	93,850	82,843
Council	-	-	-	-	-	-
Legal	-	-	-	-	-	-
Transfers out	-	-	-	-	-	-
Debt Service	-	-	-	-	-	-
Contingency	-	-	-	-	-	-
	142,600	75,579	224,850	167,345	163,850	152,816
	-	-	-	-	-	-

Expenditures	2011 Budget	2011 YTD Actual	2010 Budget	2010 YTD Actual	2009 Budget	2009 YTD Actual
Personal Services	6,275,744	3,691,006	6,559,765	3,752,079	6,643,206	3,911,236
Supplies	724,837	394,690	710,972	340,324	749,309	339,391
Other Services & Charges	2,045,285	758,533	1,949,807	724,588	2,102,720	705,362
Transfers out	-	-	-	-	-	-
Debt Service	260,934	-	252,647	-	37,724	37,724
	9,306,800	4,844,229	9,473,191	4,816,991	9,532,959	4,993,713
	-	-	-	-	-	-
Revenue	(9,449,400)	(4,076,905)	(9,698,041)	(4,221,124)	(9,696,809)	(4,825,604)
Expenses	9,449,400	4,919,807	9,698,041	4,984,336	9,696,809	5,146,529

CITY OF RAMSEY

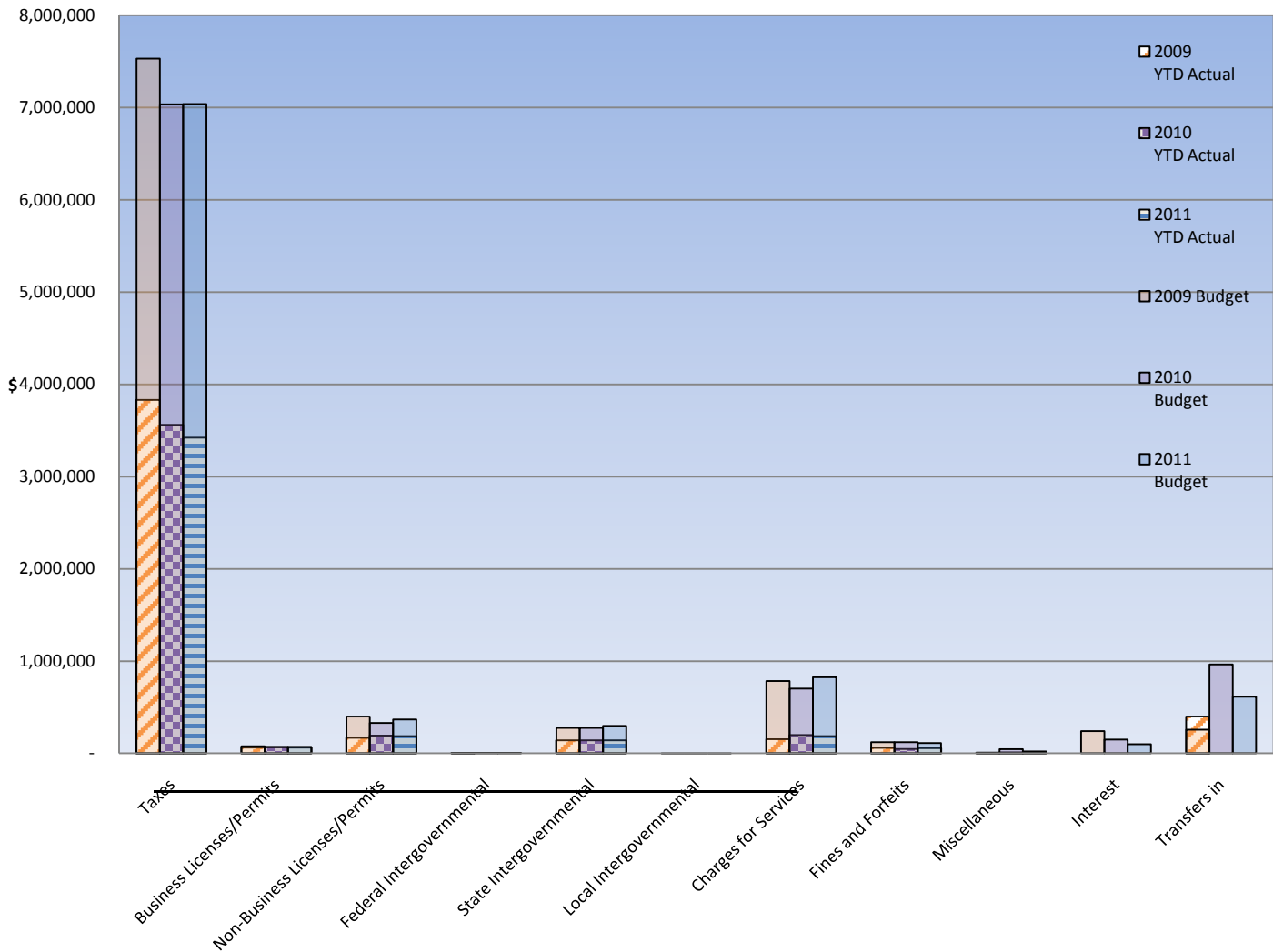
Budget to Actual Expenditures by Department YTD thru July 2011



	<u>Com Dev</u>	<u>Fire</u>	<u>Finance</u>	<u>Admin</u>	<u>Public Works</u>	<u>Police</u>	<u>Council</u>	<u>Legal</u>	<u>Transfers out</u>	<u>Debt Service</u>	<u>Contingency</u>	<u>Total</u>
2011 Budget	557,272	749,783	471,420	1,344,287	2,711,681	2,919,369	141,156	117,000	-	260,934	33,898	9,306,800
2011 YTD Actual	298,967	349,157	385,639	840,755	1,232,923	1,592,242	77,895	58,652	-	-	8,000	4,844,229
2010 Budget	597,419	748,713	518,175	1,488,890	2,669,548	2,863,561	144,236	122,000	-	252,647	68,002	9,473,191
2010 YTD Actual	325,700	370,213	398,559	834,331	1,214,712	1,541,988	68,967	62,522	-	-	-	4,816,991
2009 Budget	824,350	764,766	511,814	1,512,148	2,718,718	2,772,287	166,360	131,000	-	37,724	93,792	9,532,959
2009 YTD Actual	506,415	363,816	361,868	835,118	1,263,579	1,496,678	78,983	49,533	-	37,724	-	4,993,713
2011 YTD % of Budget	53.65%	46.57%	81.80%	62.54%	45.47%	54.54%	55.18%	50.13%	#DIV/0!	0.00%	23.60%	52.05%

CITY OF RAMSEY

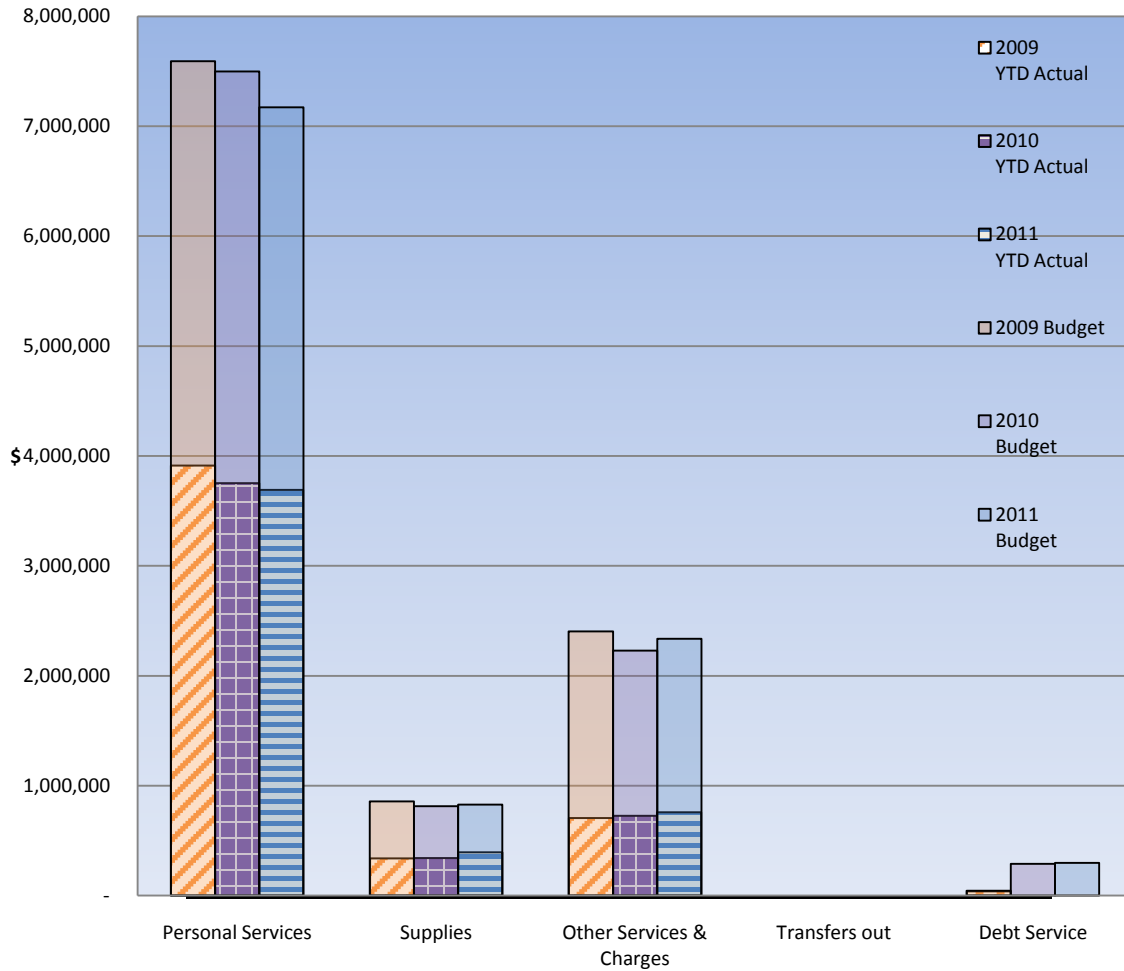
Budget to Actual Revenues YTD thru July 2011



	<u>Taxes</u>	<u>Business Licenses/Permits</u>	<u>Non-Business Licenses/Permits</u>	<u>Federal Intergovernmental</u>	<u>State Intergovernmental</u>	<u>Local Intergovernmental</u>	<u>Charges for Services</u>	<u>Fines and Forfeits</u>	<u>Misc.</u>	<u>Interest</u>	<u>Transfers in</u>	<u>Total</u>
2011 Budget	7,037,127	71,200	367,532	6,000	299,300	-	823,875	112,500	19,000	100,000	612,866	9,449,400
2011 YTD Actual	3,422,656	61,798	186,083	-	141,284	2,373	187,156	58,079	17,475	-	-	4,076,905
2010 Budget	7,034,194	69,500	330,750	6,000	277,100	-	700,451	120,000	45,000	150,000	965,046	9,698,041
2010 YTD Actual	3,562,820	66,008	193,982	-	142,784	20	198,011	46,194	11,304	-	-	4,221,124
2009 Budget	7,532,034	78,000	398,400	6,000	277,100	-	785,588	120,000	2,000	240,000	257,687	9,696,809
2009 YTD Actual	3,831,148	63,362	168,858	358	142,784	9	152,424	60,239	7,801	-	398,620	4,825,604
2011 YTD % of Budget	48.64%	86.80%	50.63%	0.00%	47.20%	#DIV/0!	22.72%	51.63%	91.98%	0.00%	0.00%	43.14%

CITY OF RAMSEY

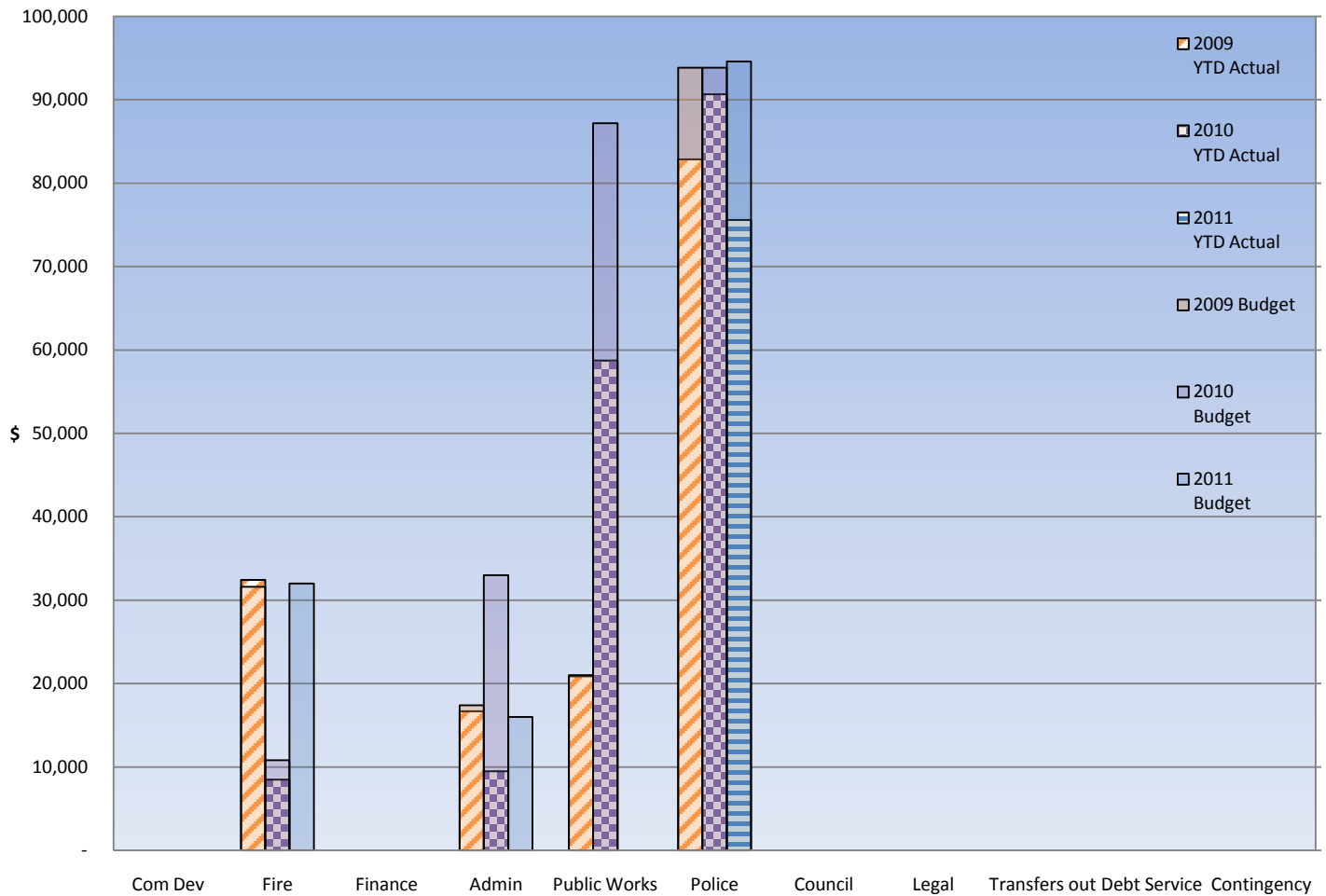
Budget to Actual Expenditures by Category YTD thru July 2011



	<u>Personal Services</u>	<u>Supplies</u>	<u>Other Services & Charges</u>	<u>Transfers out</u>	<u>Debt Service</u>	<u>Total</u>
2011 Budget	6,275,744	724,837	2,045,285	-	260,934	9,306,800
2011 YTD Actual	3,691,006	394,690	758,533	-	-	4,844,229
2010 Budget	6,559,765	710,972	1,949,807	-	252,647	9,473,191
2010 YTD Actual	3,752,079	340,324	724,588	-	-	4,816,991
2009 Budget	6,643,206	749,309	2,102,720	-	37,724	9,532,959
2009 YTD Actual	3,911,236	339,391	705,362	-	37,724	4,993,713
2011 YTD % of Budget	58.81%	54.45%	37.09%	#DIV/0!	0.00%	52.05%

CITY OF RAMSEY

Budget to Actual Capital Outlay YTD thru July 2011



	Com Dev	Fire	Finance	Admin	Public Works	Police	Council	Legal	Transfers out	Debt Service	Contingency	Total
2011 Budget	-	32,000	-	16,000	-	94,600	-	-	-	-	-	142,600
2011 YTD Actual	-	-	-	-	-	75,579	-	-	-	-	-	75,579
2010 Budget	-	10,800	-	33,000	87,200	93,850	-	-	-	-	-	224,850
2010 YTD Actual	-	8,490	-	9,500	58,713	90,642	-	-	-	-	-	167,345
2009 Budget	-	31,600	-	17,400	21,000	93,850	-	-	-	-	-	163,850
2009 YTD Actual	-	32,427	-	16,681	20,865	82,843	-	-	-	-	-	152,816
2011 YTD % of Budget	#DIV/0!	0.00%	#DIV/0!	0.00%	#DIV/0!	79.89%	#DIV/0!	#DIV/0!	#DIV/0!	#DIV/0!	#DIV/0!	53.00%