

CITY OF RAMSEY

Period Summary - General Fund

Reporting Period: 1/1/2011 - 08/31/2011

Expenditures By Dept Head	2011	2011	2010	2010	2009	2009
	Budget	YTD Actual	Budget	YTD Actual	Budget	YTD Actual
Com Dev	557,272	330,276	597,419	370,397	824,350	566,899
Fire	749,783	380,990	748,713	395,881	764,766	396,552
Finance	471,420	411,881	518,175	433,606	511,814	391,281
Admin	1,344,287	972,365	1,488,890	952,780	1,512,148	940,723
Public Works	2,711,681	1,407,119	2,669,548	1,378,228	2,718,718	1,406,760
Police	2,919,369	1,808,351	2,863,561	1,750,536	2,772,287	1,698,479
Council	141,156	91,459	144,236	67,240	166,360	85,905
Legal	117,000	67,677	122,000	74,509	131,000	59,781
Transfers out	-	-	-	-	-	-
Debt Service	260,934	-	252,647	-	37,724	37,724
Contingency	33,898	10,898	68,002	-	93,792	-
	<u>9,306,800</u>	<u>5,481,016</u>	<u>9,473,191</u>	<u>5,423,178</u>	<u>9,532,959</u>	<u>5,584,103</u>
	-	-	-	-	-	-

Revenue	2011	2011	2010	2010	2009	2009
	Budget	YTD Actual	Budget	YTD Actual	Budget	YTD Actual
Taxes	7,037,127	3,422,656	7,034,194	3,562,820	7,532,034	3,831,148
Business Licenses/Permits	71,200	63,170	69,500	67,002	78,000	64,342
Non-Business Licenses/Permits	367,532	210,580	330,750	236,209	398,400	207,710
Federal Intergovernmental	6,000	-	6,000	-	6,000	358
State Intergovernmental	299,300	149,616	277,100	151,029	277,100	151,902
Local Intergovernmental	-	2,373	-	20	-	13
Charges for Services	823,875	310,628	700,451	245,852	785,588	204,802
Fines and Forfeits	112,500	58,681	120,000	52,352	120,000	70,041
Miscellaneous	19,000	22,637	45,000	11,442	2,000	9,470
Interest	100,000	-	150,000	-	240,000	-
Transfers in	612,866	-	965,046	-	257,687	398,620
	<u>9,449,400</u>	<u>4,240,340</u>	<u>9,698,041</u>	<u>4,326,727</u>	<u>9,696,809</u>	<u>4,938,405</u>

CITY OF RAMSEY

Period Summary - General Fund

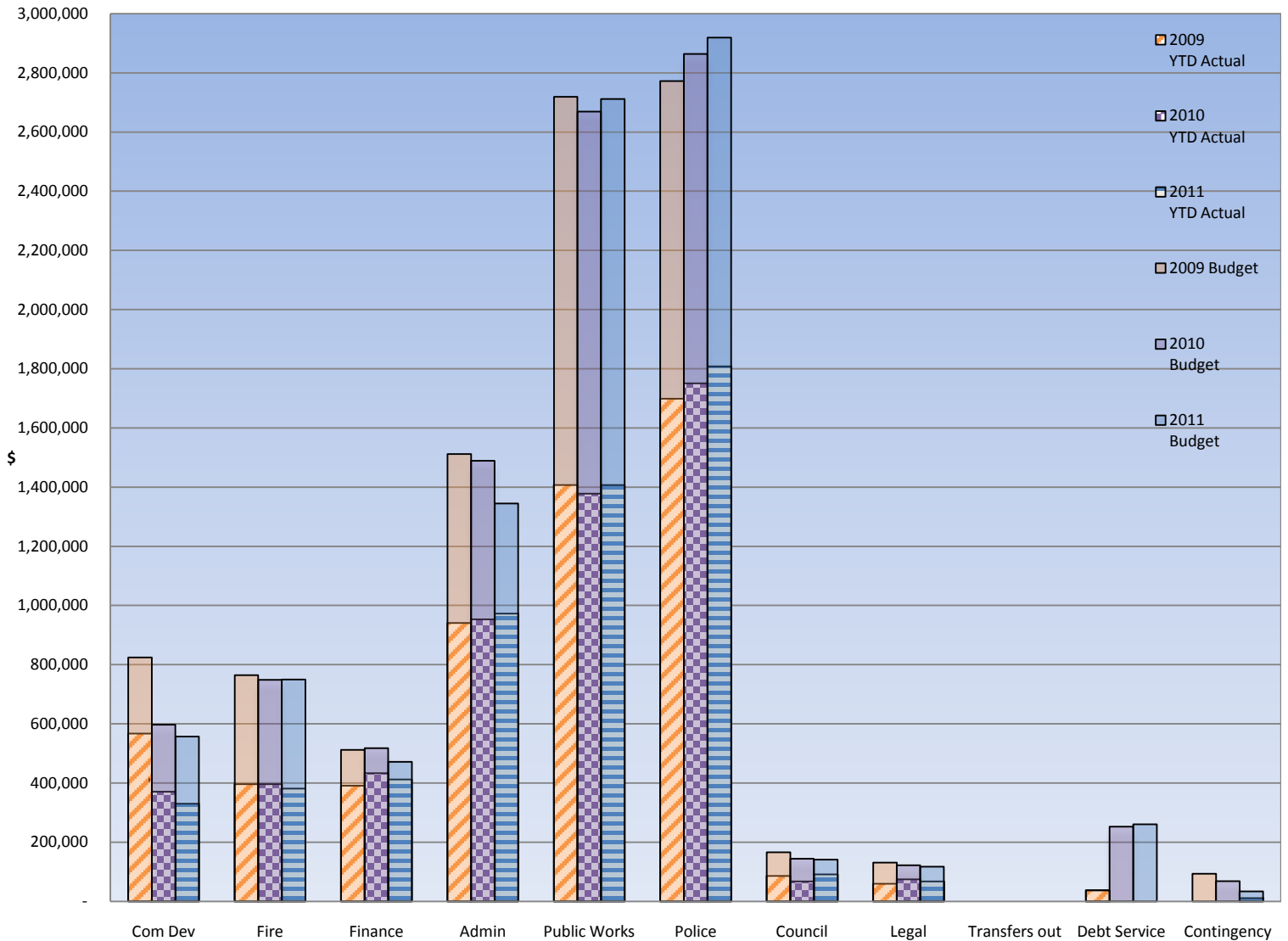
Reporting Period: 1/1/2011 - 08/31/2011

Capital Outlay	2011 Budget	2011 YTD Actual	2010 Budget	2010 YTD Actual	2009 Budget	2009 YTD Actual
Com Dev	-	-	-	-	-	-
Fire	32,000	2,679	10,800	8,490	31,600	32,427
Finance	-	-	-	-	-	-
Admin	16,000	-	33,000	9,500	17,400	16,681
Public Works	-	-	87,200	80,886	21,000	20,865
Police	94,600	75,974	93,850	92,513	93,850	82,843
Council	-	-	-	-	-	-
Legal	-	-	-	-	-	-
Transfers out	-	-	-	-	-	-
Debt Service	-	-	-	-	-	-
Contingency	-	-	-	-	-	-
	142,600	78,653	224,850	191,389	163,850	152,816
	-	-	-	-	-	-

Expenditures	2011 Budget	2011 YTD Actual	2010 Budget	2010 YTD Actual	2009 Budget	2009 YTD Actual
Personal Services	6,275,744	4,170,685	6,559,765	4,250,818	6,643,206	4,412,872
Supplies	724,837	468,895	710,972	372,062	749,309	372,334
Other Services & Charges	2,045,285	841,436	1,949,807	800,298	2,102,720	761,174
Transfers out	-	-	-	-	-	-
Debt Service	260,934	-	252,647	-	37,724	37,724
	9,306,800	5,481,016	9,473,191	5,423,178	9,532,959	5,584,103
	154,600	(1,229,022)	236,909	(1,086,370)	176,350	(634,319)
Revenue	(9,449,400)	(4,240,340)	(9,698,041)	(4,326,727)	(9,696,809)	(4,938,405)
Expenses	9,449,400	5,559,669	9,698,041	5,614,566	9,696,809	5,736,919

CITY OF RAMSEY

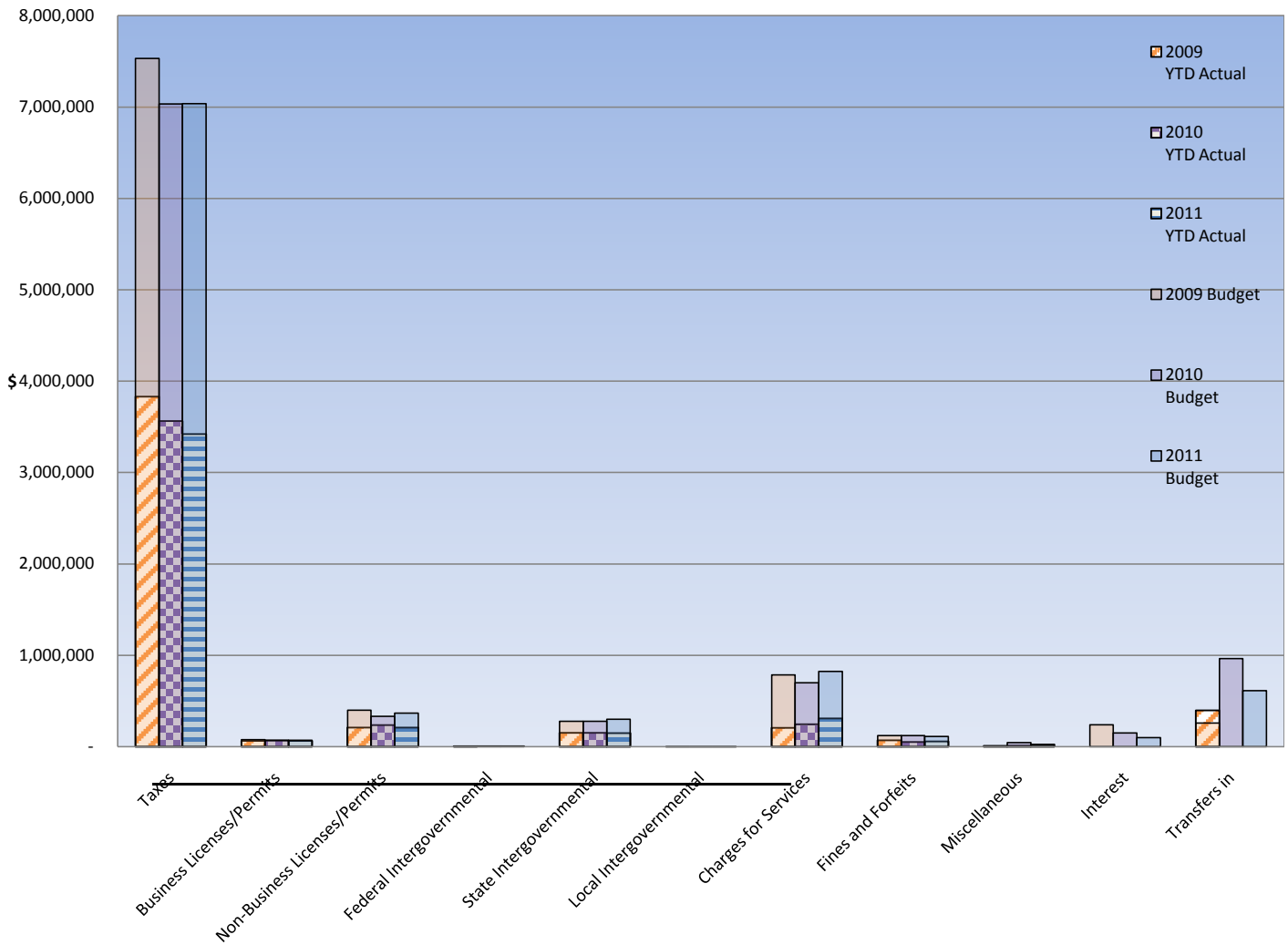
Budget to Actual Expenditures by Department YTD thru August 2011



	<u>Com Dev</u>	<u>Fire</u>	<u>Finance</u>	<u>Admin</u>	<u>Public Works</u>	<u>Police</u>	<u>Council</u>	<u>Legal</u>	<u>Transfers out</u>	<u>Debt Service</u>	<u>Contingency</u>	<u>Total</u>
2011 Budget	557,272	749,783	471,420	1,344,287	2,711,681	2,919,369	141,156	117,000	-	260,934	33,898	9,306,800
2011 YTD Actual	330,276	380,990	411,881	972,365	1,407,119	1,808,351	91,459	67,677	-	-	10,898	5,481,016
2010 Budget	597,419	748,713	518,175	1,488,890	2,669,548	2,863,561	144,236	122,000	-	252,647	68,002	9,473,191
2010 YTD Actual	370,397	395,881	433,606	952,780	1,378,228	1,750,536	67,240	74,509	-	-	-	5,423,178
2009 Budget	824,350	764,766	511,814	1,512,148	2,718,718	2,772,287	166,360	131,000	-	37,724	93,792	9,532,959
2009 YTD Actual	566,899	396,552	391,281	940,723	1,406,760	1,698,479	85,905	59,781	-	37,724	-	5,584,103
2011 YTD % of Budget	59.27%	50.81%	87.37%	72.33%	51.89%	61.94%	64.79%	57.84%	#DIV/0!	0.00%	32.15%	58.89%

CITY OF RAMSEY

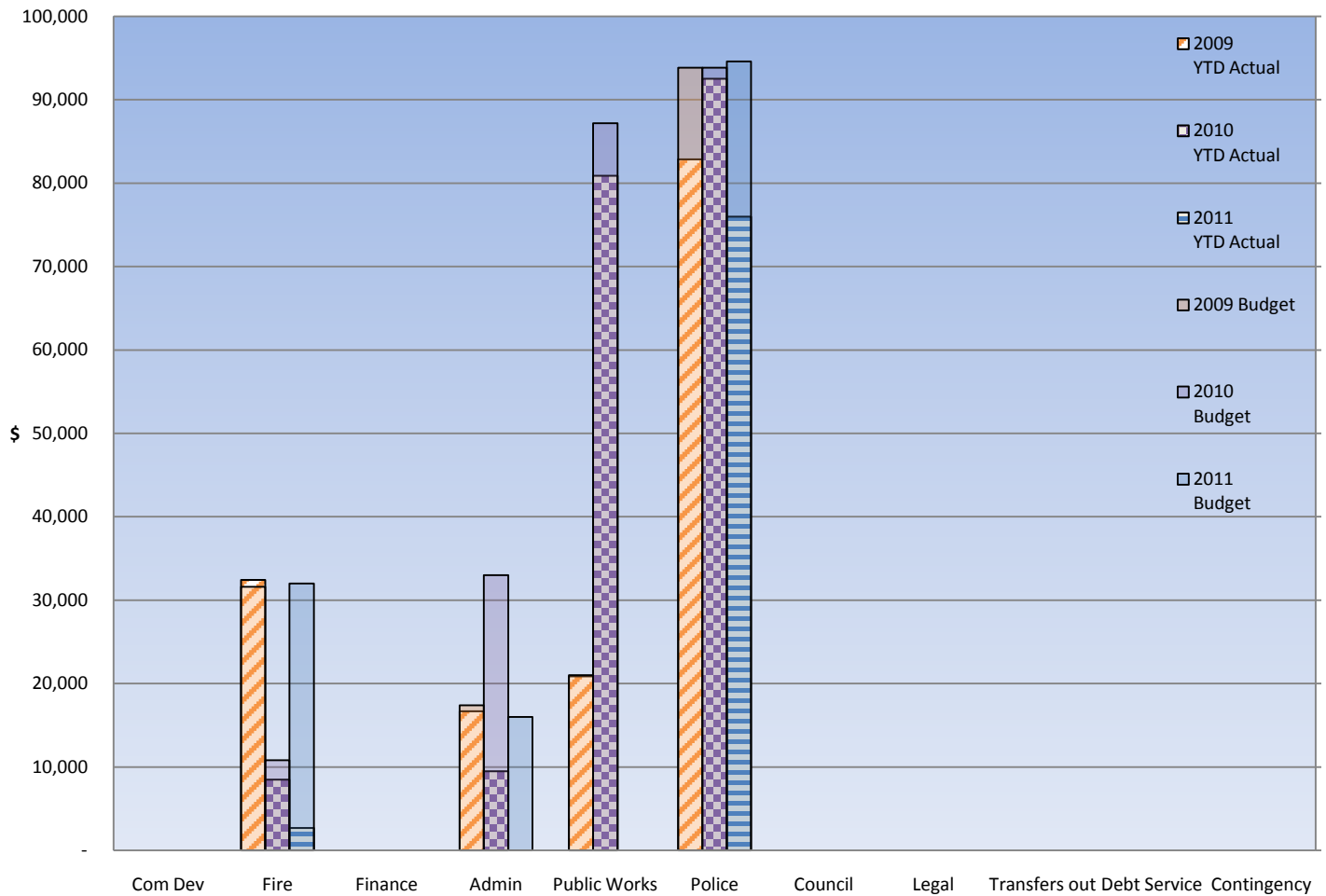
Budget to Actual Revenues YTD thru August 2011



	<u>Taxes</u>	<u>Business Licenses/Permits</u>	<u>Non-Business Licenses/Permits</u>	<u>Federal Intergovernmental</u>	<u>State Intergovernmental</u>	<u>Local Intergovernmental</u>	<u>Charges for Services</u>	<u>Fines and Forfeits</u>	<u>Misc.</u>	<u>Interest</u>	<u>Transfers in</u>	<u>Total</u>
2011 Budget	7,037,127	71,200	367,532	6,000	299,300	-	823,875	112,500	19,000	100,000	612,866	9,449,400
2011 YTD Actual	3,422,656	63,170	210,580	-	149,616	2,373	310,628	58,681	22,637	-	-	4,240,340
2010 Budget	7,034,194	69,500	330,750	6,000	277,100	-	700,451	120,000	45,000	150,000	965,046	9,698,041
2010 YTD Actual	3,562,820	67,002	236,209	-	151,029	20	245,852	52,352	11,442	-	-	4,326,727
2009 Budget	7,532,034	78,000	398,400	6,000	277,100	-	785,588	120,000	2,000	240,000	257,687	9,696,809
2009 YTD Actual	3,831,148	64,342	207,710	358	151,902	13	204,802	70,041	9,470	-	398,620	4,938,405
2011 YTD % of Budget	48.64%	88.72%	57.30%	0.00%	49.99%	#DIV/0!	37.70%	52.16%	119.14%	0.00%	0.00%	44.87%

CITY OF RAMSEY

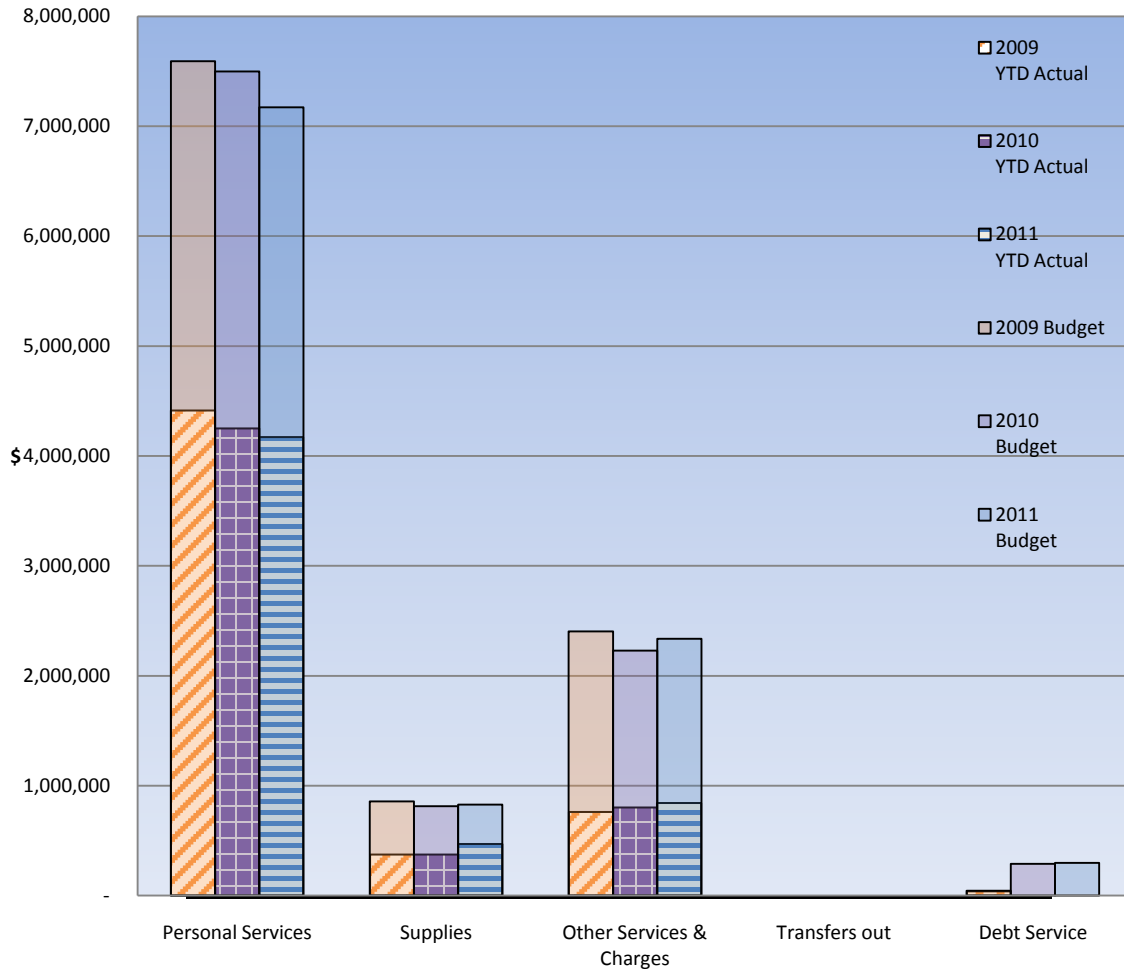
Budget to Actual Capital Outlay YTD thru August 2011



	Com Dev	Fire	Finance	Admin	Public Works	Police	Council	Legal	Transfers out	Debt Service	Contingency	Total
2011 Budget	-	32,000	-	16,000	-	94,600	-	-	-	-	-	142,600
2011 YTD Actual	-	2,679	-	-	-	75,974	-	-	-	-	-	78,653
2010 Budget	-	10,800	-	33,000	87,200	93,850	-	-	-	-	-	224,850
2010 YTD Actual	-	8,490	-	9,500	80,886	92,513	-	-	-	-	-	191,389
2009 Budget	-	31,600	-	17,400	21,000	93,850	-	-	-	-	-	163,850
2009 YTD Actual	-	32,427	-	16,681	20,865	82,843	-	-	-	-	-	152,816
2011 YTD % of Budget	#DIV/0!	8.37%	#DIV/0!	0.00%	#DIV/0!	80.31%	#DIV/0!	#DIV/0!	#DIV/0!	#DIV/0!	#DIV/0!	55.16%

CITY OF RAMSEY

Budget to Actual Expenditures by Category YTD thru August 2011



	<u>Personal Services</u>	<u>Supplies</u>	<u>Other Services & Charges</u>	<u>Transfers out</u>	<u>Debt Service</u>	<u>Total</u>
2011 Budget	6,275,744	724,837	2,045,285	-	260,934	9,306,800
2011 YTD Actual	4,170,685	468,895	841,436	-	-	5,481,016
2010 Budget	6,559,765	710,972	1,949,807	-	252,647	9,473,191
2010 YTD Actual	4,250,818	372,062	800,298	-	-	5,423,178
2009 Budget	6,643,206	749,309	2,102,720	-	37,724	9,532,959
2009 YTD Actual	4,412,872	372,334	761,174	-	37,724	5,584,103
2011 YTD % of Budget	66.46%	64.69%	41.14%	#DIV/0!	0.00%	58.89%