

CITY OF RAMSEY CAPITAL IMPROVEMENT PROGRAM 2012-2016

The Capital Improvement Program document is a planning tool maintained by the city to identify future projects, related expenditures, and funding sources. All projects designated in the Capital Improvement Program are contingent upon availability of resources during the planned year. The total expenditure of projects includes city-funded sources as well as other resources such as grants, fees, bonding, etc.



THIS PAGE INTENTIONALLY BLANK

TABLE OF CONTENTS

	PAGE NUMBER
INTRODUCTORY SECTION.....	9
Transmittal Letter.....	11-12
OVERVIEW SECTION.....	13
Summary of Funding Sources: Total Sources of Funds.....	15
Project Costs by Category: Total Uses of Funds by Project.....	17-21
Project Cost Summary: By Department.....	23
CAPITAL BONDING PROJECTS.....	25
Summary of Costs.....	26
Public Works Campus Building Improvements.....	29-31
Fire Station #2 Rebuild.....	32-33
EQUIPMENT REPLACEMENT.....	35
Summary of Costs.....	37-38
Detailed Equipment.....	39-88
MUNICIPAL BUILDINGS.....	89
Summary of Costs.....	91
Community Center.....	93-94
Old Town Hall Restoration.....	95-96
Sprinkler System @ Fire Station #1	97-98
PARK IMPROVEMENTS.....	99
Summary of Costs.....	101
Elmcrest Creek Trail to Central Park.....	103-104
Elmcrest Park Entrance and Signage.....	105-106
Ford Brook Playground Equipment.....	107-108
Lake Itasca Community Park.....	109-110
Trott Brook Trail Corridor.....	111-112
Drinking Fountains/Misting Station.....	113-114
Shelter and Restroom Facilities.....	115-116
Community Building for Elmcrest Park.....	117-118


Redevelopment of Central Park.....	119-120
Irrigation for Titterud Park.....	121-122
Observation Boardwalk – Lake Itasca.....	123-124
Rabbit Park Phase II.....	125-126
Observation Deck of the Mississippi East Dolomite.....	127-128
Mississippi River Park Development.....	129-130
Redevelopment of Hunters Hill.....	131-132
Rural Trail Connections.....	133-134
Village Square Commons.....	135-136
Landscape Improvements for Parks	137-138
Mississippi River Regional Trail	139-140
Lake Ramsey Park	141-142
Rhinestone Commons	143-144
North Commons	145-146
Pedestrian Bridge over Th10 & BNSF RR	147-148
Multi Sports Facility.....	149-150
Park Security Enhancement	151-152
Alpine Park Winter Facilities	153-154
The Draw Lighting Improvements	156-156
The Draw Waterfall.....	157-158
The Draw Entrance Monument.....	159-160
The Draw Water Quality Fountain	161-162
The Draw Grates.....	163-164
The Draw Building.....	165-166
McKinley Trail Connection to Anoka.....	167-168
SEWER IMPROVEMENTS.....	169
Summary of Costs.....	171
Abandon Lift Station Wildlife Sanctuary	173-174
Septage Discharge Station.....	175-176
Northeast Sanitary Sewer & Watermain Extension.....	177-178
West Mississippi Park Sewer Service	179-180

Abandon Lift Station River Pines.....	181-182
Replace Cabinet at Lift Station 1.....	183-184
Fire Station 1 Sanitary Sewer Service	185-186
Extend Sewer from Armstrong to Traprock.....	187-188
SITE ACQUISITIONS.....	189
Summary of Costs.....	191
Sixth Community Park.....	193-194
Outlots A in Rivers Bluff and Reilly Estates.....	195-196
Bunker Lake Extension Prop ROW to Alpine Drive.....	197-198
Site Acquisition for Water Treatment Plant.....	199-200
Johnson Brothers Property.....	201-202
Denny Sharp Properties.....	203-204
Alpaca Estates Outlot	205-206
Land for Future Fire Station #4.....	207-208
D & P Properties Inc.....	209-210
Vacant Healthquest Site.....	211-212
167 th Avenue Commercial Property.....	213-214
STORM WATER IMPROVEMENTS.....	215
Summary of Costs.....	217
Annual Sediment Pond Cleaning.....	219-220
County Ditch #43 Cleaning.....	221-222
The COR Armstrong Blvd - Bunker Lake Blvd – Hwy 10.....	223-224
West Mississippi Outlet.....	225-226
Annual Drainage Enhancement	227-228
River Storm Water Discharge Treatment.....	229-230
Whispering Pines Estates Plat 2 Storm Sewer.....	231-232
Stormwater Drainage Improvements.....	233-234
STREET IMPROVEMENTS.....	235
Summary of Costs.....	237
Annual Street Reconstruction Program.....	239-240
County Road #116 (Dysprosium Street to County Road #57).....	241-242

McKinley Street.....	243-244
North Highway 10 Frontage Road.....	245-246
Zeolite Roadway Improvement	247-248
The COR Bunker Lake Blvd - Armstrong Blvd – Ramsey Blvd.....	249-250
Variolite Street Alpine Drive to Ramsey Town Center.....	251-252
County Road 5/Alpine Drive Realignment.....	253-254
Single Road Access Areas.....	255-256
Veterans Drive Streetscape	257-258
River Pines Life Station Street Connection	259-260
Bunker Lake Blvd Sunwood Drive Signal.....	261-262
Sunwood Drive Realignment.....	263-264
Bunker Lake Blvd Extension.....	265-266
167th Avenue Extension.....	267-268
Garnet Street Reconstruction.....	269-270
Alpine Drive Overlay.....	271-272
Riverdale Drive Extension Traprock - Armstrong.....	273-274
Reconstruct Riverdale Drive to Tungston Street.....	275-276
STREET LIGHT IMPROVEMENTS.....	277
Summary of Costs.....	279
Priority D Street Lights.....	281-282
WATER IMPROVEMENTS.....	283
Summary of Costs.....	285
WM Looping Alpine Drive (CSAH 5 to Germanium Street).....	287-288
Renovate Pumphouse #2	289-290
Complete Pumphouse #3.....	291-292
The COR Bunker Lake Blvd – Armstrong Blvd – Ramsey Blvd.....	293-294
Water Treatment Plant.....	295-296
Watermain Looping Ramsey Blvd – Armstrong Blvd.....	297-298
1.5 MG Ground Storage Reservoir.....	299-300
Well Rehabilitation.....	301-302

River Pines Life Station Water Connection.....	303-304
Well House #1 Improvements.....	305-306
Magnesium Street Watermain Looping	307-308
Fire Station 1 Extension of Water.....	309-310
Watermain Sunfish Lake Blvd.....	311-312
CASH FLOW PROJECTIONS.....	313
Business Revolving Fund.....	315
Equipment Revolving Fund.....	316
Facility Fund.....	317
Landfill Trust Fund.....	318
Lawful Gambling Fund.....	319
MSA Fund.....	320
Park Improvement Trust Fund.....	321-322
Public Improvement Revolving Fund.....	323
Sewer Utility Fund.....	324
Storm Water Management Fund.....	325
Storm Water Utility Fund.....	326
Street Light Utility Fund.....	327
Water Utility Fund.....	328
TIF Funds	
TIF District 1 (Rivers Bend)	329
TIF District 2 (Gateway)	330
TIF District 4 (Front Street)	331
TIF District 7 (B&B Carpeting)	332
TIF District 8 (Maken)	333-335
TIF District 9 (AACAP)	336-338
TIF District 10 (Sunfish Business Park).....	339

THIS PAGE INTENTIONALLY BLANK



INTRODUCTORY SECTION

THIS PAGE INTENTIONALLY BLANK

CITY OF RAMSEY
CAPITAL IMPROVEMENT/CAPITAL OUTLAY PLAN
2011-2015

Enclosed is the Ramsey Capital Improvements/Capital Outlay Plan (CIP) for the years 2011-2015. It has been prepared in an attempt to anticipate major capital expenditures in advance of the year in which they are budget requests. Further, several projects may interrelate or require other improvements prior to initiation, which would cause delays without prior planning. Additionally, projects may require budgeting over several years or receipt of funds from other sources (i.e. grants) requiring planning completion prior to the funding year. Finally, the plan enables a snapshot of the identified capital needs of the community allowing for continual prioritization of these needs.

Approval of the CIP by Council does not authorize spending or initiation of a given project. It does, however, provide a guide for the community for a whole array of private and public decision-making, impacted by public capital expenditures. Therefore, the CIP should receive ratification only if the Council perceives actions contemplated within the plan as reasonable and planned within justified time frames. It shall further be noted that initial project design of public infrastructure projects identified within this plan often begins two years or more prior to the date of construction.

The CIP is not intended to provide for precise budgeting. Capital costs are projected as estimates. Upon each update of the plan, deletions, additions, delays, or other revisions may occur, reflecting changing community needs. These changes allow for budget refinements as a particular project nears actual construction.

Capital improvements are improvements to land, streets, parks, utilities and buildings. This plan shows improvements with revenues projected from various funding sources. Improvements from the General Fund are those requiring a tax levy, referendum or similar other authority resulting in listed projects being less than certain. The other funding sources (except for intergovernmental revenue - grant funds) have increased stability over the general fund projects.

Specific information on the funding sources for each project is shown under the individual project. Cash flow projections are completed to examine the long-term stability of each fund and its ability to provide for planned expenditures.

The plan does not contain a specific designation which would denote project priorities. There is no weighting or matching of priorities between infrastructure types [streets, parks, utilities, building facilities] as each type of project generally has a funding source unique to the project type and from which funds cannot be reallocated.

Potential funding sources for capital improvement expenditures may include:

- General Funds
- Special Assessments
- General Obligation Bonds
- CIP General Obligation Bonds*
- Tax Increment Financing
- Economic Development Authority Levy
- Developer Fees
- Grants & Aids
- Utility Funds (Water, Sewer, Street Lights, Storm Water)
- Special Revenue Funds (Equipment Revolving, Lawful Gambling)
- Capital Project Funds (Facility, MSA, PIR)
- Trust Funds (Landfill, Park Improvement)
- Storm Water Levy


**Only City Hall, Public Works facilities and Public Safety facilities may be financed with CIP General Obligation bonds under the CIP Act (Minnesota Statutes Chapter 475). Other capital improvements described in this plan as being financed under General Obligation Bonds may be financed with special assessment bonds under Minnesota Statutes, Chapter 429 and utility revenue bonds under Minnesota Statutes, Chapter 444.*

For a City to use its authority to finance expenditures under the CIP Act, it must meet the requirements provided therein. Specifically, the City Council must approve the sale of capital improvement bonds by a two-thirds vote of its membership. In addition, it must hold a public hearing for public input. Notice of such hearing must be published in the official newspaper of the City at least fourteen, but not more than twenty-eight days prior to the date of the public hearing. The City Council approves the CIP following the public hearing.

The bonds are not subject to referendum unless, within 30 days after the hearing, a petition is filed with the City Administrator signed by voters equal to at least five percent of the votes cast in the last general City election. In that event, the bonds are subject to a referendum, and may be issued only if approved by a majority of voters who vote on that question. If the referendum passes, the taxes to pay the debt service on the bonds would be levied on market value rather than tax capacity. However, if no timely petition is filed, the taxes to pay debt service are levied on tax capacity.

The CIP Act has established certain criteria that must be met. In accordance with these criteria, the City has considered the following eight points:

1. Condition of the City's infrastructure and need for the project
2. Demand for the improvement
3. Cost of the improvement
4. Availability of public resources
5. Level of overlapping debt
6. Const/benefits of alternative uses of funds
7. Operating costs of the proposed improvements
8. Options for shared facilities with other cities or local governments.



OVERVIEW SECTION

THIS PAGE INTENTIONALLY BLANK

City of Ramsey, Minnesota
Capital Improvement Program
 2012 thru 2016

FUNDING SOURCE SUMMARY

Source	2012	2013	2014	Includes Future Projects		Total
				2015	2016	
Capital Equipment Certificates		890,334	479,383	368,443	445,124	2,183,284
CIP Bonding			2,491,000		8,000,000	10,491,000
City of Anoka	10,000					10,000
City of Nowthen					20,000	20,000
Developer Fees		1,500,000		545,000	5,171,000	7,216,000
EDA	500,000					500,000
Equipment Revolving Fund	340,252	91,427	63,436	71,336	128,718	695,169
Facility Fund	20,000	100,000				120,000
General Fund	235,000	280,000	275,000	570,000	590,000	1,950,000
GO Bonding	1,800,000		4,000,000		2,700,000	8,500,000
Grants and Aids	1,700,000	2,502,000	2,700,000	1,650,000	4,740,000	13,292,000
Landfill Trust Fund					90,000	90,000
Lawful Gambling Fund	15,000		40,000		35,000	90,000
MSA	1,700,000	3,966,000			3,700,000	9,366,000
Park Improvement Trust Fund	782,000	982,000	822,000	537,000	5,811,000	8,934,000
Public Improvement Revolving Fund	325,000	25,000	55,000	25,000		430,000
Revenue Bonding		3,495,805	9,700,000	8,700,000		21,895,805
Sewer Utility Fund	60,000	677,000	397,000		113,500	1,247,500
Storm Water Utility Fund	310,000	1,115,000	175,000	505,000	500,000	2,605,000
Street Light Utility Fund	15,000	15,000	15,000	15,000	15,000	75,000
Tax Increment Fund #1					1,250,000	1,250,000
Tax Increment Fund #14		3,010,000				3,010,000
Tax Increment Fund #2	600,000		2,615,300			3,215,300
Tax Increment Fund #4	275,000	650,000	275,000			1,200,000
To Be Determined					1,371,300	1,371,300
Trail Fees		75,000	40,000			115,000
Water Utility Fund	425,000	3,331,000	150,000	32,000	459,000	4,397,000
Youth Association	210,000				250,000	460,000
GRAND TOTAL	9,322,252	22,705,566	24,293,119	13,018,779	35,389,642	104,729,358

THIS PAGE INTENTIONALLY BLANK

City of Ramsey, Minnesota
Capital Improvement Program
 2012 thru 2016

PROJECTS BY CATEGORY

Category	Project#	Priority	2012	2013	2014	Includes Future Projects		Total
						2015	2016	
Capital Improvement Bonding Projects								
Public Works Campus Building Improvements	06-BLDG-001	6					8,000,000	8,000,000
Fire Station #2 Rebuild	10-BLDG-001	6			2,491,000			2,491,000
Capital Improvement Bonding Projects Total					2,491,000		8,000,000	10,491,000
Eqpt Replacement								
NEW PHONE SYSTEM	11-IT-001	6		200,000				200,000
IT SERVER REPLACEMENT	11-IT-002	6		7,000				7,000
MUNICIPAL CENTER VIDEO CONFERENCE EQPT	11-IT-003	6		9,000				9,000
PLOW TRUCK-GENERAL USE	ADMIN1201	6	33,600					33,600
EQPT REPLACE-FORD TAURUS-403	ADMIN-403	6			13,500			13,500
EQPT REPLACE-2006 FORD TAURUS	ADMIN-404	6			13,500			13,500
EQPT REPLACE-2005 CHEVY COLORADO	BUILD-401	6		23,000				23,000
EQPT REPLACE-2006 FORD TAURUS	BUILD-405	6		13,800				13,800
EQPT REPLACE-2006 FORD TAURUS	BUILD-406	6			16,000			16,000
EQPT REPLACE-RICOH-COPIER-3	COPY-BUILD	6			13,500			13,500
EQPT REPLACE-AFICO COPIER 2035	COPY-POLICE1	6					17,500	17,500
ELECTION EQUIPMENT	ELECT-001	6		56,000				56,000
ZODIAC RESCUE BOAT	FIRE-1201	6	6,000					6,000
EQPT REPLACE-TANKER #1	FIRE-500	6	130,000	140,000				270,000
EQPT REPLACE-GRASS TRUCK #1	FIRE-504	6			40,000			40,000
EQPT REPLACE-RESCUE TRUCK #1	FIRE-564	6					100,000	100,000
REPLACEMENT OF EXTRICATION TOOLS	FIRE-568	6				25,000		25,000
FIBER HARDWARE & SERVER	IT-1201	6	24,000					24,000
3 SQUADS FOR 2012	POL-312	6	94,600					94,600
3 SQUADS FOR 2013	POL-313	6		111,961				111,961
3 SQUADS FOR 2014	POL-314	6			115,319			115,319
3 SQUADS FOR 2015	POL-315	6				118,779		118,779
3 SQUADS FOR 2016	POL-316	6					122,342	122,342
EQPT REPLACE-2005 FORD TAURUS	POL-351	6					26,000	26,000
EQPT REPLACE-2005 FORD TAURUS	POL-352	6					25,000	25,000
EQPT REPLACE-2005 FORD F150 4X4	POL-353	6		34,000				34,000
EQPT REPLACE-2006 CHEVY IMPALA	POL-364	6			25,000			25,000
EQPT REPLACE-2006 CHEVY IMPALA	POL-365	6			25,000			25,000
EQPT REPLACE-2007 CHEVY IMPALA	POL-375	6					26,000	26,000
EQUPT REPLACE-2008 FORD EXPEDITION	POL-386	6		37,000				37,000
EQPT REPLACE-2001 RADAR TRAILER	POL-RDR	6			15,000			15,000
EQPT REPLACE-2004 PULL BEHIND PTO MOWER	PW-004	6			24,000			24,000

Category	Project#	Priority	2012	2013	2014	Includes Future Projects		
						2015	2016	Total
EQPT REPLACE-2005 COPIER/SCANNER	PW-007	6		20,000				20,000
EQPT REPLACE-2006 NEW MOWING PACKAGE	PW-008	6			45,000			45,000
FELLING TRAILER	PW-2012	6	15,847					15,847
EQPT REPLACE-2006 ENGINEER CAR	PW-407	6					23,000	23,000
EQPT REPLACE-1996 CASE LOADER W/PLOW & WIN	PW-601	6					180,000	180,000
EQPT REPLACE-1984 JOHN DEERE TRACTOR 4x4	PW-611	6		75,000				75,000
EQPT REPLACE-1991 CHIPPER	PW-619	6			22,000			22,000
EQPT REPLACE-1997 2x4 1 TON TRUCK	PW-627	6	36,205					36,205
EQPT REPLACE-1999 STERLING SNOWPLOW TRUCK	PW-632	6		180,000				180,000
EQPT REPLACE-2001 JOHN DEERE MOWER	PW-635	6				20,000		20,000
EQPT REPLACE-2002 SNOWPLOW TRUCK	PW-636	6				180,000		180,000
EQPT REPLACE-2002 3/4 TON TRUCK 4x4	PW-637	6			45,000			45,000
EQPT REPLACE-ENGINEERING VEHICLE	PW-638	6				35,000		35,000
EQPT REPLACE-2003 MULE	PW-639	6			20,000			20,000
EQPT REPLACE-2003 1 TON TRUCK 4x4	PW-640	6				61,000		61,000
EQPT REPLACE-2004 MEGA MOWER	PW-643	6			110,000			110,000
EQPT REPLACE-2004 TOOL CAT	PW-645	6					54,000	54,000
1-TON TRUCK WITH BOOM	PW-677	6		75,000				75,000
Eqpt Replacement Total			340,252	981,761	542,819	439,779	573,842	2,878,453

Municipal Building

Community Center Construction	04-BLDG-002	6			4,000,000			4,000,000
Old Town Hall Restoration	08-BLDG-005	6					221,300	221,300
Sprinkler System @ Fire Station #1	10-BLDG-004	6	20,000					20,000
Municipal Building Total			20,000		4,000,000		221,300	4,241,300

Park Improvement

Elmcrest Creek Trail to Central Park	04-PARK-002	5					300,000	300,000
Elmcrest Park Entrance & Signage	04-PARK-003	6			50,000			50,000
Ford Brook Park Playground Equipment	04-PARK-006	6					70,000	70,000
Lake Itasca Community Park	04-PARK-007	6			400,000	400,000	400,000	1,200,000
Trott Brook Trail Corridor	04-PARK-014	5					4,015,000	4,015,000
Drinking Fountains/Misting Station	06-PARK-002	6	7,000	7,000	7,000	7,000		28,000
Shelter & Restroom Facilities	06-PARK-003	6	75,000					75,000
Community Building & Playground for Elmcrest Park	06-PARK-005	6	500,000					500,000
Redevelopment of Central Park	06-PARK-008	6	275,000				500,000	775,000
Irrigation for Titterud Park	06-PARK-010	6					76,000	76,000
Observation boardwalk - Lake Itasca	06-PARK-011	6			40,000			40,000
Rabbit Park Phase Two	06-PARK-012	6				125,000		125,000
Observation deck on the Mississippi east Dolomite	06-PARK-015	6					35,000	35,000
Mississippi River Park Development-Bridge location	06-PARK-016	5					750,000	750,000
Redevelopment of Hunters Hill	06-PARK-017	5					500,000	500,000
Trail Connections	06-PARK-019	6		650,000	400,000			1,050,000
Village Square Commons	07-PARK-001	5					3,000,000	3,000,000
Landscape Improvements for Parks	08-PARK-001	6	5,000	5,000	5,000	5,000	5,000	25,000
Mississippi River Regional Trail	08-PARK-002	6		600,000		1,650,000		2,250,000
Lake Ramsey Park	08-PARK-004	6					3,631,000	3,631,000

Category	Project#	Priority	2012	2013	2014	2015	2016	Total
Rhinestone Commons	08-PARK-005	6					1,200,000	1,200,000
North Commons	08-PARK-006	5	15,000			545,000		560,000
Pedestrian Bridge over TH10 Near rail Station	08-PARK-008	6			2,600,000			2,600,000
Multi-Sports Facility	09-PARK-001	6		475,000				475,000
Park Security Enhancements	11-PARK-001	6	15,000	20,000				35,000
Alpine Park Winter Facilities	11-PARK-003	6					2,500,000	2,500,000
The Draw Lighting Improvements	12-PARK-001	6	25,000					25,000
The Draw Waterfall	12-PARK-002	6	15,000					15,000
The Draw Entrance Monument	12-PARK-003	6	15,000					15,000
The Draw Water Quality Fountains	12-PARK-004	6	15,000					15,000
The Draw Grates	12-PARK-006	6	10,000					10,000
The Draw Building	12-PARK-007	6			75,000			75,000
McKinley Trail Connection to Anoka	12-PARK-008	6	20,000					20,000
Park Improvement Total			992,000	1,757,000	3,577,000	2,732,000	16,982,000	26,040,000

Sewer Utility Improvement

Abandon Liftstation Wildlife Sanctuary	04-SEW-001	6			352,000			352,000
Septage Discharge Station	04-SEW-007	6					113,500	113,500
Northeast Sanitary Sewer & Watermain Ext	05-SEW-001	6		3,495,805				3,495,805
West Mississippi Park Sewer Service	08-SEW-002	6		170,000				170,000
Abandon Lift Station River Pines	08-SEW-004	6			45,000			45,000
Replace Cabinet at Lift Station 1	12-SEW-001	6	40,000					40,000
Fire Station 1 Sanitary Sewer Service	12-SEW-002	6	20,000					20,000
Extend Sewer from Armstrong to Traprock	12-SEW-003	6		507,000				507,000
Sewer Utility Improvement Total			60,000	4,172,805	397,000		113,500	4,743,305

Site Acquisition

Sixth Community Park (north central Ramsey)	06-ACQ-001	6					1,000,000	1,000,000
Acquire outlots "A" in Rivers Bluff and Reilly Est	06-ACQ-002	5					20,000	20,000
Bunker Lake Extension Prop ROW to Alpine Drive	07-ACQ-003	6		1,500,000				1,500,000
Site Acquisition for Water Treatment Plant	07-ACQ-004	6		1,000,000				1,000,000
Johnson Brothers	07-ACQ-005	6			415,300			415,300
Denny Sharp Properties	07-ACQ-006	6			600,000			600,000
Alpaca Estates Outlot	08-ACQ-002	6					35,000	35,000
Land for Future Fire Station #4	09-ACQ-006	6		100,000				100,000
D & P Properties Inc.	10-ACQ-002	6			700,000			700,000
Vacant Healthquest Site	10-ACQ-003	6			900,000			900,000
167th Avenue Commercial Property	12-ACQ-001	6	500,000					500,000
Site Acquisition Total			500,000	2,600,000	2,615,300		1,055,000	6,770,300

Storm Water Utility Improvement

Annual Sediment Pond Cleaning	04-STRM-004	6	50,000	25,000	25,000	25,000	25,000	150,000
County Ditch #43 Cleaning	04-STRM-005	6					150,000	150,000
RTC Bunker Lake Blvd (Armstrong to Ramsey Blvd)	04-STRM-011	6		560,000				560,000
West Mississippi Outlet	04-STRM-014	5					250,000	250,000
Annual Drainage Enhancements	11-STRM-001	6	75,000	75,000	75,000	75,000		300,000

Category	Project#	Priority	2012	2013	2014	2015	2016	Total
River Storm Water Discharge Treatment	11-STRM-002	6	75,000	75,000	75,000	75,000	75,000	375,000
Whispering Pines Estates Plat 2 Storm Sewer	11-STRM-003	6				330,000		330,000
Stormwater Drainage Improvements	12-STRM-001	6	110,000	380,000				490,000
Storm Water Utility Improvement Total			310,000	1,115,000	175,000	505,000	500,000	2,605,000

Street Improvement

Annual Street Reconstruction Program	04-STR-001	6	510,000	530,000	550,000	570,000	590,000	2,750,000
County Road #116 (Dysprosium St. to CR #57)	04-STR-003	6	600,000					600,000
McKinley Street	04-STR-006	6					1,250,000	1,250,000
North Highway 10 Frontage Road	04-STR-007	5					440,000	440,000
Zeolite Roadway Improvements	04-STR-012	6		400,000				400,000
RTC Bunker Lake Blvd (Armstrong to Ramsey Blvd)	04-STR-014	6		3,010,000				3,010,000
Variolite Street (Alpine Dr. to Ramsey Town Ctr.)	04-STR-018	6					1,700,000	1,700,000
County Road 5/Alpine Drive Realignment	06-STR-002	6					1,750,000	1,750,000
Single Road Access Areas	06-STR-003	6	25,000	25,000	25,000	25,000		100,000
Veterans Drive Streetscape	08-STR-002	5					240,000	240,000
River Pines Lift Station Street Connection	08-STR-005	6			55,000			55,000
Bunker Lake Blvd Sunwood Drive Signal	12-STR-001	6		1,600,000				1,600,000
Sunwood Drive Realignment	12-STR-002	6	3,500,000					3,500,000
Bunker Lake Blvd Extension	12-STR-003	6		2,000,000				2,000,000
167th Avenue Extension	12-STR-004	6					1,500,000	1,500,000
Garnet Street Reconstruction	12-STR-005	6	300,000					300,000
Alpine Drive Overlay	12-STR-006	6	350,000					350,000
Riverdale Drive Extension Traprock - Armstrong	12-STR-007	6		2,168,000				2,168,000
Reconstruct Riverdale Drive to Tungston Street	12-STR-008	6	1,350,000					1,350,000
Street Improvement Total			6,635,000	9,733,000	630,000	595,000	7,470,000	25,063,000

Street Light Utility Improvement

Priority D Street Lights	05-STLT-001	6	15,000	15,000	15,000	15,000	15,000	75,000
Street Light Utility Improvement Total			15,000	15,000	15,000	15,000	15,000	75,000

Water Utility Improvement

WM Looping: Alpine Dr. (CSAH 5 to Krypton St.)	04-WTR-001	6			100,000			100,000
Renovate Pump House 2	04-WTR-004	5					49,000	49,000
Complete Pump House 3	04-WTR-005	6					60,000	60,000
The COR Bunker Lake Blvd (Armstrong - Ramsey Blvd)	04-WTR-009	6	225,000					225,000
Water Treatment Plant Construction	04-WTR-017	6			9,700,000	8,700,000		18,400,000
Watermain Looping: (Ramsey Blvd to Armstrong Blvd)	04-WTR-018	6		273,000				273,000
1.5 MG Ground Storage Reservoir	05-WTR-004	6		2,000,000				2,000,000
Well Rehabilitation & Pump Replacement	07-WTR-001	6	50,000	58,000	30,000	32,000		170,000
River Pines Lift Station Water Connection	08-WTR-003	6			20,000			20,000
Well House I Improvements	09-WTR-001	6	30,000					30,000
Magnesium Street Watermain Looping	11-WTR-002	6	120,000					120,000
Fire Station #1 Extension of Water	11-WTR-003	6	25,000					25,000
Watermain Sunfish Lk Blvd	12-WTR-001	6					350,000	350,000

Category	Project#	Priority	Includes Future Projects					Total
			2012	2013	2014	2015	2016	
Water Utility Improvement Total			450,000	2,331,000	9,850,000	8,732,000	459,000	21,822,000
GRAND TOTAL			9,322,252	22,705,566	24,293,119	13,018,779	35,389,642	104,729,358


THIS PAGE INTENTIONALLY BLANK

City of Ramsey, Minnesota
Capital Improvement Program
2012 thru 2016

DEPARTMENT SUMMARY

Department	2012	2013	2014	Includes Future Projects		Total
				2015	2016	
Capital Impr Bonding Projects			2,491,000		8,000,000	10,491,000
Eqpt Replacement	340,252	981,761	542,819	439,779	573,842	2,878,453
Municipal Buildings	20,000		4,000,000		221,300	4,241,300
Park Improvements	992,000	1,757,000	3,577,000	2,732,000	16,982,000	26,040,000
Sewer Utility	60,000	4,172,805	397,000		113,500	4,743,305
Site Acquisitions	500,000	2,600,000	2,615,300		1,055,000	6,770,300
Stormwater Utility	310,000	1,115,000	175,000	505,000	500,000	2,605,000
Street Improvements	6,635,000	9,733,000	630,000	595,000	7,470,000	25,063,000
Street Light Utility	15,000	15,000	15,000	15,000	15,000	75,000
Water Utility	450,000	2,331,000	9,850,000	8,732,000	459,000	21,822,000
TOTAL	9,322,252	22,705,566	24,293,119	13,018,779	35,389,642	104,729,358

THIS PAGE INTENTIONALLY BLANK



CAPITAL IMPROVEMENT BONDING

THIS PAGE INTENTIONALLY BLANK

City of Ramsey, Minnesota
Capital Improvement Program
 2012 thru 2016

PROJECTS BY CATEGORY

Category	Project#	Priority	2012	2013	2014	Includes Future Projects		Total
						2015	2016	
Capital Improvement Bonding Projects								
Public Works Campus Building Improvements	06-BLDG-001	6					8,000,000	8,000,000
Fire Station #2 Rebuild	10-BLDG-001	6			2,491,000			2,491,000
Capital Improvement Bonding Projects Total						2,491,000	8,000,000	10,491,000
GRAND TOTAL						2,491,000	8,000,000	10,491,000

THIS PAGE INTENTIONALLY BLANK

Capital Improvement Program

2012 *thru* 2016

City of Ramsey, Minnesota

Department Capital Impr Bonding Projects

Contact

Type Buildings

Useful Life 50 Years

Category Capital Improvement Bonding

Priority 6-Planned

Status Active

Total Project Cost: \$11,000,000

Project #	06-BLDG-001
Project Name	Public Works Campus Building Improvements

Description

This project contemplates acquisition of 25 acres for a new public works campus and construction of the first phase of buildings to serve the needs of the community. The 2006 salt storage building can be relocated to the site.

CIP Act Criteria:

1. Conditions of City Infrastructure and Need for the Project:
The present public works site is landlocked and current size cannot be expanded to meet expected future growth.
2. Demand for Improvement:
As described above, the site doesn't meet the needs of the future.
3. Costs of the Improvement:
Land : \$3,000,000
Building: \$8,000,000
4. Availability of Public Resources:
The project may be funded by a combination of general property tax levy and available resources on hand. In addition, the bonds would be secured by the City's full faith and credit.
5. Relative Costs and Benefits of Alternative Uses of the Funds:
There are no significant alternatives for funds designated for this project.
6. Operating Costs of the Proposed Investments:
There would be no operating costs for the first five years. The land will be held and developed as growth occurs.
7. Options for Shared Facilities with Other Cities or Local Government:
Not applicable; the site currently exists and is located next to current PW facility.
8. Level of Overlapping Debt:

Justification

The City population is projected to continue to grow. Staff has polled other municipalities that are currently the size of Ramsey's projected growth. This proposed area is the median size for a public works campus. The present campus is land locked and cannot be expanded to meet this median size. This project anticipates land acquisition and the start of a public works campus that can grow as the city grows.

Capital Improvement Program

2012 *thru* 2016

City of Ramsey, Minnesota

Department Capital Impr Bonding Projects
Contact

Prior	Expenditures	2012	2013	2014	2015	2016	Total
3,000,000	Building Cost/Construction					8,000,000	8,000,000
Total	Total					8,000,000	8,000,000

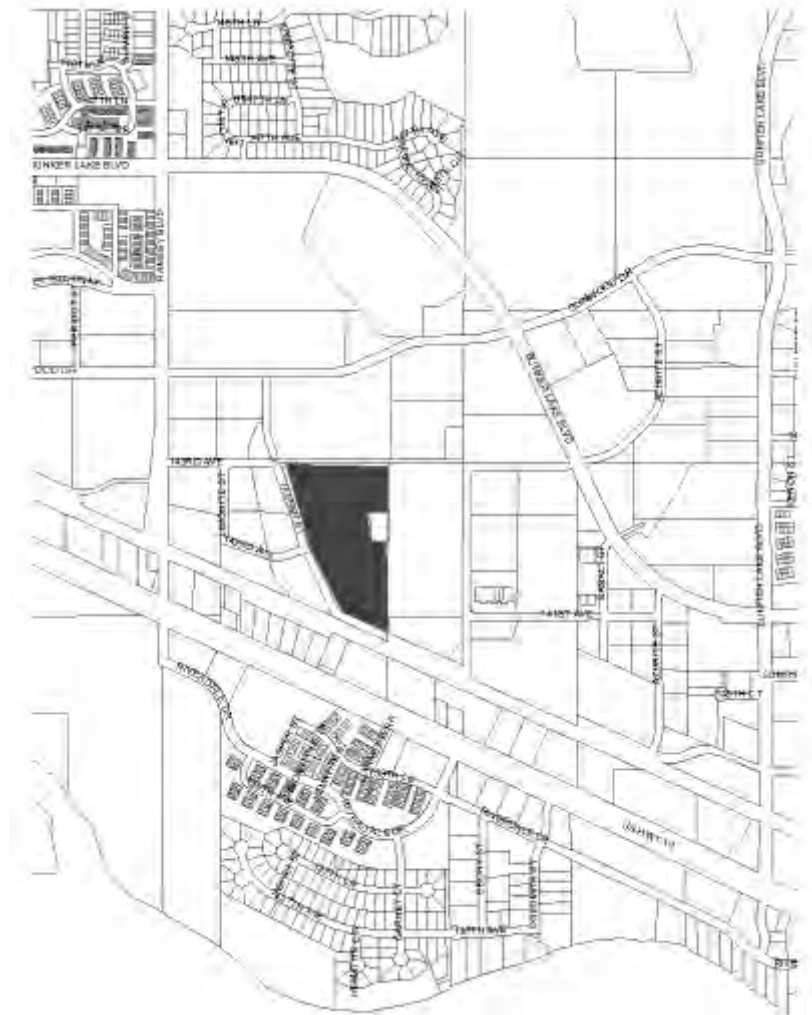
Prior	Funding Sources	2012	2013	2014	2015	2016	Total
3,000,000	CIP Bonding					8,000,000	8,000,000
Total	Total					8,000,000	8,000,000

Capital Improvement Program
City of Ramsey, Minnesota

2012 *thru* 2016

Department Capital Impr Bonding Projects
Contact

Project # 06-BLDG-001
Project Name Public Works Campus Building Improvements



Capital Improvement Program

2012 *thru* 2016

City of Ramsey, Minnesota

Department Capital Impr Bonding Projects

Contact

Type Buildings

Useful Life 50 Years

Category Capital Improvement Bonding

Priority 6-Planned

Status Active

Total Project Cost: \$2,581,000

Project #	10-BLDG-001
Project Name	Fire Station #2 Rebuild

Description

Rebuilding of current Fire Station #2. Planned location for new construction is along Alpine Dr. Project cost does not include demo of old city hall and police station.

Justification

Too little space, unsafe condition in old fire station, on-going problems with HVAC systems, water problems in parts of building.

Prior	Expenditures	2012	2013	2014	2015	2016	Total
90,000	Building Cost/Construction			2,241,000			2,241,000
	Furnishings/Equipment			110,000			110,000
	Other			140,000			140,000
	Total			2,491,000			2,491,000

Prior	Funding Sources	2012	2013	2014	2015	2016	Total
90,000	CIP Bonding			2,491,000			2,491,000
	Total			2,491,000			2,491,000

Capital Improvement Program
City of Ramsey, Minnesota


2012 *thru* 2016

Department Capital Impr Bonding Projects
Contact

Project #	10-BLDG-001
Project Name	Fire Station #2 Rebuild



THIS PAGE INTENTIONALLY BLANK



EQUIPMENT REPLACEMENT

THIS PAGE INTENTIONALLY BLANK

City of Ramsey, Minnesota
Capital Improvement Program
 2012 thru 2016

PROJECTS BY CATEGORY

Category	Project#	Priority	2012	2013	2014	Includes Future Projects		Total
						2015	2016	
Eqpt Replacement								
NEW PHONE SYSTEM	11-IT-001	6		200,000				200,000
IT SERVER REPLACEMENT	11-IT-002	6		7,000				7,000
MUNICIPAL CENTER VIDEO CONFERENCE EQPT	11-IT-003	6		9,000				9,000
PLOW TRUCK-GENERAL USE	ADMIN1201	6	33,600					33,600
EQPT REPLACE-FORD TAURUS-403	ADMIN-403	6			13,500			13,500
EQPT REPLACE-2006 FORD TAURUS	ADMIN-404	6			13,500			13,500
EQPT REPLACE-2005 CHEVY COLORADO	BUILD-401	6		23,000				23,000
EQPT REPLACE-2006 FORD TAURUS	BUILD-405	6		13,800				13,800
EQPT REPLACE-2006 FORD TAURUS	BUILD-406	6			16,000			16,000
EQPT REPLACE-RICOH-COPIER-3	COPY-BUILD	6			13,500			13,500
EQPT REPLACE-AFICO COPIER 2035	COPY-POLICE1	6					17,500	17,500
ELECTION EQUIPMENT	ELECT-001	6		56,000				56,000
ZODIAC RESCUE BOAT	FIRE-1201	6	6,000					6,000
EQPT REPLACE-TANKER #1	FIRE-500	6	130,000	140,000				270,000
EQPT REPLACE-GRASS TRUCK #1	FIRE-504	6			40,000			40,000
EQPT REPLACE-RESCUE TRUCK #1	FIRE-564	6					100,000	100,000
REPLACEMENT OF EXTRICATION TOOLS	FIRE-568	6				25,000		25,000
FIBER HARDWARE & SERVER	IT-1201	6	24,000					24,000
3 SQUADS FOR 2012	POL-312	6	94,600					94,600
3 SQUADS FOR 2013	POL-313	6		111,961				111,961
3 SQUADS FOR 2014	POL-314	6			115,319			115,319
3 SQUADS FOR 2015	POL-315	6				118,779		118,779
3 SQUADS FOR 2016	POL-316	6					122,342	122,342
EQPT REPLACE-2005 FORD TAURUS	POL-351	6					26,000	26,000
EQPT REPLACE-2005 FORD TAURUS	POL-352	6					25,000	25,000
EQPT REPLACE-2005 FORD F150 4X4	POL-353	6		34,000				34,000
EQPT REPLACE-2006 CHEVY IMPALA	POL-364	6			25,000			25,000
EQPT REPLACE-2006 CHEVY IMPALA	POL-365	6			25,000			25,000
EQPT REPLACE-2007 CHEVY IMPALA	POL-375	6					26,000	26,000
EQUPT REPLACE-2008 FORD EXPEDITION	POL-386	6		37,000				37,000
EQPT REPLACE-2001 RADAR TRAILER	POL-RDR	6			15,000			15,000
EQPT REPLACE-2004 PULL BEHIND PTO MOWER	PW-004	6			24,000			24,000
EQPT REPLACE-2005 COPIER/SCANNER	PW-007	6		20,000				20,000
EQPT REPLACE-2006 NEW MOWING PACKAGE	PW-008	6			45,000			45,000
FELLING TRAILER	PW-2012	6	15,847					15,847
EQPT REPLACE-2006 ENGINEER CAR	PW-407	6					23,000	23,000
EQPT REPLACE-1996 CASE LOADER W/PLOW & WIN	PW-601	6					180,000	180,000
EQPT REPLACE-1984 JOHN DEERE TRACTOR 4x4	PW-611	6		75,000				75,000

Category	Project#	Priority	2012	2013	2014	Includes Future Projects		Total
						2015	2016	
EQPT REPLACE-1991 CHIPPER	PW-619	6			22,000			22,000
EQPT REPLACE-1997 2x4 1 TON TRUCK	PW-627	6	36,205					36,205
EQPT REPLACE-1999 STERLING SNOWPLOW TRUCK	PW-632	6		180,000				180,000
EQPT REPLACE-2001 JOHN DEERE MOWER	PW-635	6				20,000		20,000
EQPT REPLACE-2002 SNOWPLOW TRUCK	PW-636	6				180,000		180,000
EQPT REPLACE-2002 3/4 TON TRUCK 4x4	PW-637	6			45,000			45,000
EQPT REPLACE-ENGINEERING VEHICLE	PW-638	6				35,000		35,000
EQPT REPLACE-2003 MULE	PW-639	6			20,000			20,000
EQPT REPLACE-2003 1 TON TRUCK 4x4	PW-640	6				61,000		61,000
EQPT REPLACE-2004 MEGA MOWER	PW-643	6			110,000			110,000
EQPT REPLACE-2004 TOOL CAT	PW-645	6					54,000	54,000
1-TON TRUCK WITH BOOM	PW-677	6		75,000				75,000
Eqpt Replacement Total			340,252	981,761	542,819	439,779	573,842	2,878,453
GRAND TOTAL			340,252	981,761	542,819	439,779	573,842	2,878,453

Capital Improvement Program

2012 *thru* 2016

City of Ramsey, Minnesota

Department Eqpt Replacement

Contact

Type Equipment

Useful Life 5 Years

Category Eqpt Replacement

Priority 6-Planned

Status Active

Total Project Cost: \$200,000

Project #	11-IT-001
Project Name	NEW PHONE SYSTEM

Description
Replace phone system at Municipal Center

Justification
The current phone system was purchased in 2001. It is reaching its end of useful life cycle and will no longer be supported. The current system is a hybrid of switch technology and IP phones. The ideal solution would be to change to all IP technology to keep up with current industry standards.

Expenditures	2012	2013	2014	2015	2016	Total
Furnishings/Equipment		200,000				200,000
Total		200,000				200,000

Funding Sources	2012	2013	2014	2015	2016	Total
Capital Equipment Certificates		200,000				200,000
Total		200,000				200,000

Capital Improvement Program

2012 *thru* 2016

City of Ramsey, Minnesota

Department Eqpt Replacement

Contact

Type Eqpt Replacement

Useful Life 3

Category Eqpt Replacement

Priority 6-Planned

Status Active

Total Project Cost: \$7,000

Project #	11-IT-002
Project Name	IT SERVER REPLACEMENT

Description
Install new server to replace RA-CMS for police.

Justification
This serves as the repository for all squad car video cameras. The current server is 4 years old and has reached its end of support.

Expenditures	2012	2013	2014	2015	2016	Total
Furnishings/Equipment		7,000				7,000
Total		7,000				7,000

Funding Sources	2012	2013	2014	2015	2016	Total
Capital Equipment Certificates		7,000				7,000
Total		7,000				7,000

Capital Improvement Program

2012 *thru* 2016

City of Ramsey, Minnesota

Department Eqpt Replacement

Contact

Type Eqpt Replacement

Useful Life 5 Years

Category Eqpt Replacement

Priority 6-Planned

Status Active

Total Project Cost: \$9,000

Project #	11-IT-003
Project Name	MUNICIPAL CENTER VIDEO CONFERENCE EQPT

Description
Install video conferencing equipment in Municipal Center

Justification
This equipment would be used for video conferencing for off-site meetings.

Expenditures	2012	2013	2014	2015	2016	Total
Furnishings/Equipment		9,000				9,000
Total		9,000				9,000

Funding Sources	2012	2013	2014	2015	2016	Total
Capital Equipment Certificates		9,000				9,000
Total		9,000				9,000

Capital Improvement Program

2012 *thru* 2016

City of Ramsey, Minnesota

Department Eqpt Replacement

Contact

Type Eqpt Replacement

Useful Life 12

Category Eqpt Replacement

Priority 6-Planned

Status Active

Total Project Cost: \$33,600

Project #	ADMIN1201
Project Name	PLOW TRUCK-GENERAL USE

Description
Replace Dodge PU Truck #312 purchased in 2001 for 15,527
Purchase plow truck (less trade in of \$2,500) \$27,600
Emergency Lights & Plow \$6,000

Justification
Current truck has several miles and money going into keeping it running

Expenditures	2012	2013	2014	2015	2016	Total
Furnishings/Equipment	33,600					33,600
Total	33,600					33,600

Funding Sources	2012	2013	2014	2015	2016	Total
Equipment Revolving Fund	33,600					33,600
Total	33,600					33,600

Capital Improvement Program

2012 *thru* 2016

City of Ramsey, Minnesota

Department Eqpt Replacement

Contact

Type Eqpt Replacement

Useful Life 5 Years

Category Eqpt Replacement

Priority 6-Planned

Status Active

Total Project Cost: \$13,500

Project #	ADMIN-403
Project Name	EQPT REPLACE-FORD TAURUS-403

Description
2005 FORD TAURUS \$11,268.25 Accum Depr: \$11,268.25 Asset # 2087

Justification

Expenditures	2012	2013	2014	2015	2016	Total
Furnishings/Equipment			13,500			13,500
Total			13,500			13,500

Funding Sources	2012	2013	2014	2015	2016	Total
Capital Equipment Certificates			11,246			11,246
Equipment Revolving Fund			2,254			2,254
Total			13,500			13,500

Capital Improvement Program

2012 *thru* 2016

City of Ramsey, Minnesota

Department Eqpt Replacement

Contact

Type Eqpt Replacement

Useful Life 8

Category Eqpt Replacement

Priority 6-Planned

Status Active

Total Project Cost: \$13,500

Project # ADMIN-404
Project Name EQPT REPLACE-2006 FORD TAURUS

Description
 Asset # 2135

Justification

Expenditures	2012	2013	2014	2015	2016	Total
Furnishings/Equipment			13,500			13,500
Total			13,500			13,500

Funding Sources	2012	2013	2014	2015	2016	Total
Capital Equipment Certificates			13,500			13,500
Total			13,500			13,500

Capital Improvement Program

2012 *thru* 2016

City of Ramsey, Minnesota

Department Eqpt Replacement

Contact

Type Eqpt Replacement

Useful Life 7 Years

Category Eqpt Replacement

Priority 6-Planned

Status Active

Total Project Cost: \$23,000

Project #	BUILD-401
Project Name	EQPT REPLACE-2005 CHEVY COLORADO

Description
2005 CHEVY COLORADO Acquired: 4/14/05 \$25,105.07 Accum Depr: \$17,234.04 Asset # 2076

Justification

Expenditures	2012	2013	2014	2015	2016	Total
Furnishings/Equipment		23,000				23,000
Total		23,000				23,000

Funding Sources	2012	2013	2014	2015	2016	Total
Capital Equipment Certificates		20,128				20,128
Equipment Revolving Fund		2,872				2,872
Total		23,000				23,000

Capital Improvement Program

2012 *thru* 2016

City of Ramsey, Minnesota

Department Eqpt Replacement

Contact

Type Eqpt Replacement

Useful Life 5 Years

Category Eqpt Replacement

Priority 6-Planned

Status Active

Total Project Cost: \$13,800

Project # BUILD-405
Project Name EQPT REPLACE-2006 FORD TAURUS

Description
 Asset # 2136

Justification

Expenditures	2012	2013	2014	2015	2016	Total
Furnishings/Equipment		13,800				13,800
Total		13,800				13,800

Funding Sources	2012	2013	2014	2015	2016	Total
Capital Equipment Certificates		13,800				13,800
Total		13,800				13,800

Capital Improvement Program

2012 *thru* 2016

City of Ramsey, Minnesota

Department Eqpt Replacement

Contact

Type Eqpt Replacement

Useful Life 8

Category Eqpt Replacement

Priority 6-Planned

Status Active

Total Project Cost: \$16,000

Project # BUILD-406
Project Name EQPT REPLACE-2006 FORD TAURUS

Description
 Asset # 2137

Justification

Expenditures	2012	2013	2014	2015	2016	Total
Furnishings/Equipment			16,000			16,000
Total			16,000			16,000

Funding Sources	2012	2013	2014	2015	2016	Total
Capital Equipment Certificates			16,000			16,000
Total			16,000			16,000

Capital Improvement Program

2012 *thru* 2016

City of Ramsey, Minnesota

Department Eqpt Replacement

Contact

Type Eqpt Replacement

Useful Life 6

Category Eqpt Replacement

Priority 6-Planned

Status Active

Total Project Cost: \$13,500

Project #	COPY-BUILD
Project Name	EQPT REPLACE-RICOH-COPIER-3

Description
Date Acquired: 8/31/04 \$11,708.88 Accum Dep: \$11,708.88 Asset # 1989

Justification

Expenditures	2012	2013	2014	2015	2016	Total
Furnishings/Equipment			13,500			13,500
Total			13,500			13,500

Funding Sources	2012	2013	2014	2015	2016	Total
Capital Equipment Certificates			9,597			9,597
Equipment Revolving Fund			3,903			3,903
Total			13,500			13,500

Capital Improvement Program

2012 *thru* 2016

City of Ramsey, Minnesota

Department Eqpt Replacement

Contact

Type Eqpt Replacement

Useful Life 12

Category Eqpt Replacement

Priority 6-Planned

Status Active

Total Project Cost: \$17,500

Project #	COPY-POLICE1
Project Name	EQPT REPLACE-AFICO COPIER 2035

Description

Justification

Expenditures	2012	2013	2014	2015	2016	Total
Furnishings/Equipment					17,500	17,500
Total					17,500	17,500

Funding Sources	2012	2013	2014	2015	2016	Total
Capital Equipment Certificates					14,500	14,500
Equipment Revolving Fund					3,000	3,000
Total					17,500	17,500

Capital Improvement Program

2012 *thru* 2016

City of Ramsey, Minnesota

Department Eqpt Replacement

Contact

Type Equipment

Useful Life

Category Eqpt Replacement

Priority 6-Planned

Status Active

Total Project Cost: \$56,000

Project #	ELECT-001
Project Name	ELECTION EQUIPMENT

Description

Purchase elections equipment at an approximate cost of \$7,000 per precinct. 8 precincts.

Justification

This will be a County-wide purchase of new elections equipment.

Expenditures	2012	2013	2014	2015	2016	Total
Furnishings/Equipment		56,000				56,000
Total		56,000				56,000

Funding Sources	2012	2013	2014	2015	2016	Total
Capital Equipment Certificates		56,000				56,000
Total		56,000				56,000

Capital Improvement Program

2012 *thru* 2016

City of Ramsey, Minnesota

Department Eqpt Replacement

Contact

Type Eqpt Replacement

Useful Life 25

Category Eqpt Replacement

Priority 6-Planned

Status Active

Total Project Cost: \$6,000

Project #	FIRE-1201
Project Name	ZODIAC RESCUE BOAT

Description
Zodiac Boat for Rescue Operations

Justification
Current boat is leaking

Expenditures	2012	2013	2014	2015	2016	Total
Furnishings/Equipment	6,000					6,000
Total	6,000					6,000

Funding Sources	2012	2013	2014	2015	2016	Total
Equipment Revolving Fund	6,000					6,000
Total	6,000					6,000

Capital Improvement Program

2012 *thru* 2016

City of Ramsey, Minnesota

Department Eqpt Replacement

Contact

Type Eqpt Replacement

Useful Life 20 Years

Category Eqpt Replacement

Priority 6-Planned

Status Active

Total Project Cost: \$270,000

Project #	FIRE-500
Project Name	EQPT REPLACE-TANKER #1

Description
1989 FORD L9000 2000 GALLON PUMPER DATE ACQUIRED: 1/18/89 \$51,200 Tanker Truck Accum Dep: \$51,200 - Asset #1075 DATE ACQUIRED: 7/7/90 \$58,289 Tanker Truck Addition Accum Dep: \$58,289 - Asset # 1080 Life 20 years

Justification
This vehicle is one of the first apparatus purchased by the city when the fire department was first started. Two-Year funding: 2012 reduced by \$20,000 for trade in

Expenditures	2012	2013	2014	2015	2016	Total
Furnishings/Equipment	130,000	140,000				270,000
Total	130,000	140,000				270,000

Funding Sources	2012	2013	2014	2015	2016	Total
Capital Equipment Certificates		140,000				140,000
Equipment Revolving Fund	130,000					130,000
Total	130,000	140,000				270,000

Capital Improvement Program

2012 *thru* 2016

City of Ramsey, Minnesota

Department Eqpt Replacement

Contact

Type Eqpt Replacement

Useful Life 20

Category Eqpt Replacement

Priority 6-Planned

Status Active

Total Project Cost: \$40,000

Project # FIRE-504
Project Name EQPT REPLACE-GRASS TRUCK #1

Description
 1989 F250 4x4 Pumping unit may be able to be reused.
 Date Acquired: 12/8/88 \$14,385 Accum Dep: \$14,385
 Asset # 1073

Justification

Expenditures	2012	2013	2014	2015	2016	Total
Furnishings/Equipment			40,000			40,000
Total			40,000			40,000

Funding Sources	2012	2013	2014	2015	2016	Total
Capital Equipment Certificates			27,053			27,053
Equipment Revolving Fund			12,947			12,947
Total			40,000			40,000

Capital Improvement Program

2012 *thru* 2016

City of Ramsey, Minnesota

Department Eqpt Replacement

Contact

Type Eqpt Replacement

Useful Life 15

Category Eqpt Replacement

Priority 6-Planned

Status Active

Total Project Cost: \$100,000

Project #	FIRE-564
Project Name	EQPT REPLACE-RESCUE TRUCK #1

Description
2000 Rescue truck. No carried water or pump. Useful life estimated at 15 years

Justification

Expenditures	2012	2013	2014	2015	2016	Total
Furnishings/Equipment					100,000	100,000
Total					100,000	100,000

Funding Sources	2012	2013	2014	2015	2016	Total
Capital Equipment Certificates					80,000	80,000
Equipment Revolving Fund					20,000	20,000
Total					100,000	100,000

Capital Improvement Program

2012 *thru* 2016

City of Ramsey, Minnesota

Department Eqpt Replacement

Contact

Type Equipment

Useful Life 15

Category Eqpt Replacement

Priority 6-Planned

Status Active

Total Project Cost: \$25,000

Project # FIRE-568
Project Name REPLACEMENT OF EXTRICATION TOOLS

Description
 Replacement of Extrication Tools (Purchased in 2000)
 Estimated useful life is 15 years

Justification

Expenditures	2012	2013	2014	2015	2016	Total
Furnishings/Equipment				25,000		25,000
Total				25,000		25,000

Funding Sources	2012	2013	2014	2015	2016	Total
Capital Equipment Certificates				25,000		25,000
Total				25,000		25,000

Capital Improvement Program

2012 *thru* 2016

City of Ramsey, Minnesota

Department Eqpt Replacement

Contact

Type Eqpt Replacement

Useful Life 10

Category Eqpt Replacement

Priority 6-Planned

Status Active

Total Project Cost: \$24,000

Project #	IT-1201
Project Name	FIBER HARDWARE & SERVER

Description
Connect to the county system

Justification

Expenditures	2012	2013	2014	2015	2016	Total
Furnishings/Equipment	24,000					24,000
Total	24,000					24,000

Funding Sources	2012	2013	2014	2015	2016	Total
Equipment Revolving Fund	24,000					24,000
Total	24,000					24,000

Capital Improvement Program

2012 *thru* 2016

City of Ramsey, Minnesota

Department Eqpt Replacement

Contact

Type Equipment

Useful Life 2

Category Eqpt Replacement

Priority 6-Planned

Status Active

Total Project Cost: \$94,600

Project #	POL-312
Project Name	3 SQUADS FOR 2012

Description

Justification

Expenditures	2012	2013	2014	2015	2016	Total
Furnishings/Equipment	94,600					94,600
Total	94,600					94,600

Funding Sources	2012	2013	2014	2015	2016	Total
Equipment Revolving Fund	94,600					94,600
Total	94,600					94,600

Capital Improvement Program

2012 *thru* 2016

City of Ramsey, Minnesota

Department Eqpt Replacement

Contact

Type Equipment

Useful Life 2

Category Eqpt Replacement

Priority 6-Planned

Status Active

Total Project Cost: \$111,961

Project #	POL-313
Project Name	3 SQUADS FOR 2013

Description

Justification

Expenditures	2012	2013	2014	2015	2016	Total
Furnishings/Equipment		111,961				111,961
Total		111,961				111,961

Funding Sources	2012	2013	2014	2015	2016	Total
Capital Equipment Certificates		111,961				111,961
Total		111,961				111,961

Capital Improvement Program

2012 *thru* 2016

City of Ramsey, Minnesota

Department Eqpt Replacement

Contact

Type Equipment

Useful Life 2

Category Eqpt Replacement

Priority 6-Planned

Status Active

Total Project Cost: \$115,319

Project #	POL-314
Project Name	3 SQUADS FOR 2014

Description

Justification

Expenditures	2012	2013	2014	2015	2016	Total
Furnishings/Equipment			115,319			115,319
Total			115,319			115,319

Funding Sources	2012	2013	2014	2015	2016	Total
Capital Equipment Certificates			115,319			115,319
Total			115,319			115,319

Capital Improvement Program

2012 *thru* 2016

City of Ramsey, Minnesota

Department Eqpt Replacement

Contact

Type Eqpt Replacement

Useful Life 2

Category Eqpt Replacement

Priority 6-Planned

Status Active

Total Project Cost: \$118,779

Project #	POL-315
Project Name	3 SQUADS FOR 2015

Description

Justification

Expenditures	2012	2013	2014	2015	2016	Total
Furnishings/Equipment				118,779		118,779
Total				118,779		118,779

Funding Sources	2012	2013	2014	2015	2016	Total
Capital Equipment Certificates				118,779		118,779
Total				118,779		118,779

Capital Improvement Program

2012 *thru* 2016

City of Ramsey, Minnesota

Department Eqpt Replacement

Contact

Type Eqpt Replacement

Useful Life 2

Category Eqpt Replacement

Priority 6-Planned

Status Active

Total Project Cost: \$122,342

Project # POL-316
Project Name 3 SQUADS FOR 2016

Description

Justification

Expenditures	2012	2013	2014	2015	2016	Total
Furnishings/Equipment					122,342	122,342
Total					122,342	122,342

Funding Sources	2012	2013	2014	2015	2016	Total
Capital Equipment Certificates					122,342	122,342
Total					122,342	122,342

Capital Improvement Program

2012 *thru* 2016

City of Ramsey, Minnesota

Department Eqpt Replacement

Contact

Type Eqpt Replacement

Useful Life 3

Category Eqpt Replacement

Priority 6-Planned

Status Active

Total Project Cost: \$26,000

Project #	POL-351
Project Name	EQPT REPLACE-2005 FORD TAURUS

Description
2005 Ford Taurus \$19,928 Accum Dep: \$19,928 Unmarked - Police Chief -Way Asset # 2070

Justification

Expenditures	2012	2013	2014	2015	2016	Total
Furnishings/Equipment					26,000	26,000
Total					26,000	26,000

Funding Sources	2012	2013	2014	2015	2016	Total
Capital Equipment Certificates					18,036	18,036
Equipment Revolving Fund					7,964	7,964
Total					26,000	26,000

Capital Improvement Program

2012 *thru* 2016

City of Ramsey, Minnesota

Department Eqpt Replacement

Contact

Type Eqpt Replacement

Useful Life 8

Category Eqpt Replacement

Priority 6-Planned

Status Active

Total Project Cost: \$25,000

Project #	POL-352
Project Name	EQPT REPLACE-2005 FORD TAURUS

Description
2005 FORD TAURUS \$16,683.62 Accum Dep: \$16,683.62 Unmarked - Investigations-Sgt Katers Asset# 2069

Justification

Expenditures	2012	2013	2014	2015	2016	Total
Furnishings/Equipment					25,000	25,000
Total					25,000	25,000

Funding Sources	2012	2013	2014	2015	2016	Total
Capital Equipment Certificates					16,658	16,658
Equipment Revolving Fund					8,342	8,342
Total					25,000	25,000

Capital Improvement Program

2012 *thru* 2016

City of Ramsey, Minnesota

Department Eqpt Replacement

Contact

Type Eqpt Replacement

Useful Life 8

Category Eqpt Replacement

Priority 6-Planned

Status Active

Total Project Cost: \$34,000

Project #	POL-353
Project Name	EQPT REPLACE-2005 FORD F150 4X4

Description
2005 FORD F150 DATE ACQUIRED: 2/7/05 \$27,619.56 Accum Dep: \$27,619.56 Marked - Primary CSO Unit Asset# 2067

Justification

Expenditures	2012	2013	2014	2015	2016	Total
Furnishings/Equipment		34,000				34,000
Total		34,000				34,000

Funding Sources	2012	2013	2014	2015	2016	Total
Capital Equipment Certificates		20,190				20,190
Equipment Revolving Fund		13,810				13,810
Total		34,000				34,000

Capital Improvement Program

2012 *thru* 2016

City of Ramsey, Minnesota

Department Eqpt Replacement

Contact

Type Eqpt Replacement

Useful Life 8

Category Eqpt Replacement

Priority 6-Planned

Status Active

Total Project Cost: \$25,000

Project # POL-364
Project Name EQPT REPLACE-2006 CHEVY IMPALA

Description
 Unmarked - Captain Dwyer
 Asset #: 2167

Justification

Expenditures	2012	2013	2014	2015	2016	Total
Furnishings/Equipment			25,000			25,000
Total			25,000			25,000

Funding Sources	2012	2013	2014	2015	2016	Total
Capital Equipment Certificates			25,000			25,000
Total			25,000			25,000

Capital Improvement Program

2012 *thru* 2016

City of Ramsey, Minnesota

Department Eqpt Replacement

Contact

Type Eqpt Replacement

Useful Life 8

Category Eqpt Replacement

Priority 6-Planned

Status Active

Total Project Cost: \$25,000

Project # POL-365
Project Name EQPT REPLACE-2006 CHEVY IMPALA

Description
 Unmarked-Investigations-Stern
 Asset #: 2166

Justification

Expenditures	2012	2013	2014	2015	2016	Total
Furnishings/Equipment			25,000			25,000
Total			25,000			25,000

Funding Sources	2012	2013	2014	2015	2016	Total
Capital Equipment Certificates			25,000			25,000
Total			25,000			25,000

Capital Improvement Program

2012 *thru* 2016

City of Ramsey, Minnesota

Department Eqpt Replacement

Contact

Type Eqpt Replacement

Useful Life 8

Category Eqpt Replacement

Priority 6-Planned

Status Active

Total Project Cost: \$26,000

Project # POL-375
Project Name EQPT REPLACE-2007 CHEVY IMPALA

Description
 Replacement of 2007 Chevy Impala utilized by Investigator (unmarked)
 Asset #: 2289

Justification

Expenditures	2012	2013	2014	2015	2016	Total
Furnishings/Equipment					26,000	26,000
Total					26,000	26,000

Funding Sources	2012	2013	2014	2015	2016	Total
Capital Equipment Certificates					26,000	26,000
Total					26,000	26,000

Capital Improvement Program

2012 *thru* 2016

City of Ramsey, Minnesota

Department Eqpt Replacement

Contact

Type Eqpt Replacement

Useful Life 8

Category Eqpt Replacement

Priority 6-Planned

Status Active

Total Project Cost: \$37,000

Project # POL-386
Project Name EQUIP REPLACE-2008 FORD EXPEDITION

Description
 2008 Ford Expedition
 Replacement of 2008 Ford Expedition, equipped with mobile command systems. Currently used by Commercial Veh Inspector, to be used in 2012 for (2) Sergeants during patrol shifts to fully utilize mobile command features.
 DATE ACQUIRED: 2008 \$32,058.59 Accum Dep: \$19,231.65
 Asset #: 2305
 Asset# 2067

Justification
 Dept is always in need of at-least (2) 4x4 vehicles for winter operations. Dept also in need of a mobile command vehicle in field. It is best for patrol sergeants to utilize this vehicle versus patrol, therefore having patrol supervisors equipped with emergency operations equipment. Dual purpose vehicle.

Expenditures	2012	2013	2014	2015	2016	Total
Furnishings/Equipment		37,000				37,000
Total		37,000				37,000

Funding Sources	2012	2013	2014	2015	2016	Total
Capital Equipment Certificates		23,190				23,190
Equipment Revolving Fund		13,810				13,810
Total		37,000				37,000

Capital Improvement Program

2012 *thru* 2016

City of Ramsey, Minnesota

Department Eqpt Replacement

Contact

Type Eqpt Replacement

Useful Life 15

Category Eqpt Replacement

Priority 6-Planned

Status Active

Total Project Cost: \$15,000

Project #	POL-RDR
Project Name	EQPT REPLACE-2001 RADAR TRAILER

Description
Replacement of 2001 Custom Signal Radar Trailer with computer. Cost \$12,934.43 Accum Deprec \$9,485.47 Asset #: 1059

Justification
Needed for reducing speeding complaints, public education, recorded documentation for roadway traffic studies for Engineering and Police Depts.

Expenditures	2012	2013	2014	2015	2016	Total
Furnishings/Equipment			15,000			15,000
Total			15,000			15,000

Funding Sources	2012	2013	2014	2015	2016	Total
Capital Equipment Certificates			15,000			15,000
Total			15,000			15,000

Capital Improvement Program

2012 *thru* 2016

City of Ramsey, Minnesota

Department Eqpt Replacement

Contact

Type Eqpt Replacement

Useful Life 10

Category Eqpt Replacement

Priority 6-Planned

Status Active

Total Project Cost: \$24,000

Project # PW-004
Project Name EQPT REPLACE-2004 PULL BEHIND PTO MOWER

Description
 Landpride Flex Mower
 Cost: \$10,873.71 Accum Dep: \$7,611.30
 DATE ACQUIRED: 3/30/04
 Asset#: 2002

Justification

Expenditures	2012	2013	2014	2015	2016	Total
Furnishings/Equipment			24,000			24,000
Total			24,000			24,000

Funding Sources	2012	2013	2014	2015	2016	Total
Capital Equipment Certificates			21,825			21,825
Equipment Revolving Fund			2,175			2,175
Total			24,000			24,000

Capital Improvement Program

2012 *thru* 2016

City of Ramsey, Minnesota

Department Eqpt Replacement

Contact

Type Eqpt Replacement

Useful Life 5 Years

Category Eqpt Replacement

Priority 6-Planned

Status Active

Total Project Cost: \$20,000

Project #	PW-007
Project Name	EQPT REPLACE-2005 COPIER/SCANNER

Description
Date acquired May 2005

Justification
This piece of equipment has helped with conversion of paper documents to electronic format. It handles the largest plans. Advances in technology will require upgrade or replacement of this equipment.

Expenditures	2012	2013	2014	2015	2016	Total
Furnishings/Equipment		20,000				20,000
Total		20,000				20,000

Funding Sources	2012	2013	2014	2015	2016	Total
Capital Equipment Certificates		20,000				20,000
Total		20,000				20,000

Capital Improvement Program

2012 *thru* 2016

City of Ramsey, Minnesota

Department Eqpt Replacement

Contact

Type Eqpt Replacement

Useful Life 10

Category Eqpt Replacement

Priority 6-Planned

Status Active

Total Project Cost: \$45,000

Project #	PW-008
Project Name	EQPT REPLACE-2006 NEW MOWING PACKAGE

Description

Justification

Expenditures	2012	2013	2014	2015	2016	Total
Furnishings/Equipment			45,000			45,000
Total			45,000			45,000

Funding Sources	2012	2013	2014	2015	2016	Total
Capital Equipment Certificates			45,000			45,000
Total			45,000			45,000

Capital Improvement Program

2012 *thru* 2016

City of Ramsey, Minnesota

Department Eqpt Replacement

Contact

Type Eqpt Replacement

Useful Life 20

Category Eqpt Replacement

Priority 6-Planned

Status Active

Total Project Cost: \$15,847

Project #	PW-2012
Project Name	FELLING TRAILER

Description
Replace 2007 Felling Trailer - Serial #5FTDE242671027689

Justification

Expenditures	2012	2013	2014	2015	2016	Total
Furnishings/Equipment	15,847					15,847
Total	15,847					15,847

Funding Sources	2012	2013	2014	2015	2016	Total
Equipment Revolving Fund	15,847					15,847
Total	15,847					15,847

Capital Improvement Program

2012 *thru* 2016

City of Ramsey, Minnesota

Department Eqpt Replacement

Contact

Type Eqpt Replacement

Useful Life 7 Years

Category Eqpt Replacement

Priority 6-Planned

Status Active

Total Project Cost: \$23,000

Project #	PW-407
Project Name	EQPT REPLACE-2006 ENGINEER CAR

Description

Justification

Expenditures	2012	2013	2014	2015	2016	Total
Furnishings/Equipment					23,000	23,000
Total					23,000	23,000

Funding Sources	2012	2013	2014	2015	2016	Total
Capital Equipment Certificates					23,000	23,000
Total					23,000	23,000

Capital Improvement Program

2012 *thru* 2016

City of Ramsey, Minnesota

Department Eqpt Replacement

Contact

Type Eqpt Replacement

Useful Life 20 Years

Category Eqpt Replacement

Priority 6-Planned

Status Active

Total Project Cost: \$180,000

Project # PW-601
Project Name EQPT REPLACE-1996 CASE LOADER W/PLOW & WING

Description
 DATE ACQUIRED; 6/26/96

Justification

Expenditures	2012	2013	2014	2015	2016	Total
Furnishings/Equipment					180,000	180,000
Total					180,000	180,000

Funding Sources	2012	2013	2014	2015	2016	Total
Capital Equipment Certificates					99,000	99,000
Equipment Revolving Fund					81,000	81,000
Total					180,000	180,000

Capital Improvement Program

2012 *thru* 2016

City of Ramsey, Minnesota

Department Eqpt Replacement

Contact

Type Eqpt Replacement

Useful Life 20 Years

Category Eqpt Replacement

Priority 6-Planned

Status Active

Total Project Cost: \$75,000

Project #	PW-611
Project Name	EQPT REPLACE-1984 JOHN DEERE TRACTOR 4x4

Description
Cost \$18,739.51 Accum Dep: \$18,740
DATE ACQUIRED: 11/1/84
Asset#: 1122

Justification

Expenditures	2012	2013	2014	2015	2016	Total
Furnishings/Equipment		75,000				75,000
Total		75,000				75,000

Funding Sources	2012	2013	2014	2015	2016	Total
Capital Equipment Certificates		56,260				56,260
Equipment Revolving Fund		18,740				18,740
Total		75,000				75,000

Capital Improvement Program

2012 *thru* 2016

City of Ramsey, Minnesota

Department Eqpt Replacement

Contact

Type Eqpt Replacement

Useful Life 20 Years

Category Eqpt Replacement

Priority 6-Planned

Status Active

Total Project Cost: \$22,000

Project #	PW-619
Project Name	EQPT REPLACE-1991 CHIPPER

Description
1991 Brush Bandit DATE ACQUIRED: 10/31/91 Cost\$14,800 Accum Dep: \$14,800 Asset #: 1130

Justification

Expenditures	2012	2013	2014	2015	2016	Total
Furnishings/Equipment			22,000			22,000
Total			22,000			22,000

Funding Sources	2012	2013	2014	2015	2016	Total
Capital Equipment Certificates			10,900			10,900
Equipment Revolving Fund			11,100			11,100
Total			22,000			22,000

Capital Improvement Program

2012 *thru* 2016

City of Ramsey, Minnesota

Department Eqpt Replacement

Contact

Type Eqpt Replacement

Useful Life 10

Category Eqpt Replacement

Priority 6-Planned

Status Active

Total Project Cost: \$36,205

Project #	PW-627
Project Name	EQPT REPLACE-1997 2x4 1 TON TRUCK

Description
1997 FORD F350 Unit #627 DATE ACQUIRED: 12/12/97 \$25,849.18 Accum Dep: \$25,849.18 Asset#: 1171

Justification

Expenditures	2012	2013	2014	2015	2016	Total
Furnishings/Equipment	36,205					36,205
Total	36,205					36,205

Funding Sources	2012	2013	2014	2015	2016	Total
Equipment Revolving Fund	36,205					36,205
Total	36,205					36,205

Capital Improvement Program

2012 *thru* 2016

City of Ramsey, Minnesota

Department Eqpt Replacement

Contact

Type Eqpt Replacement

Useful Life 12

Category Eqpt Replacement

Priority 6-Planned

Status Active

Total Project Cost: \$180,000

Project #	PW-632
Project Name	EQPT REPLACE-1999 STERLING SNOWPLOW TRUCK

Description
DATE ACQUIRED: 5/26/99: Truck: \$27,971.40 Dump & Plow: R32,306.79

Justification

Expenditures	2012	2013	2014	2015	2016	Total
Furnishings/Equipment		180,000				180,000
Total		180,000				180,000

Funding Sources	2012	2013	2014	2015	2016	Total
Capital Equipment Certificates		137,805				137,805
Equipment Revolving Fund		42,195				42,195
Total		180,000				180,000

Capital Improvement Program

2012 *thru* 2016

City of Ramsey, Minnesota

Department Eqpt Replacement

Contact

Type Eqpt Replacement

Useful Life 8

Category Eqpt Replacement

Priority 6-Planned

Status Active

Total Project Cost: \$20,000

Project #	PW-635
Project Name	EQPT REPLACE-2001 JOHN DEERE MOWER

Description
John Deere 72" Mower
Cost: \$12,013.42 Accum Dep: \$12,013.42
DATE ACQUIRED: 7/25/01
Asset #: 1181

Justification

Expenditures	2012	2013	2014	2015	2016	Total
Furnishings/Equipment				20,000		20,000
Total				20,000		20,000

Funding Sources	2012	2013	2014	2015	2016	Total
Capital Equipment Certificates				13,993		13,993
Equipment Revolving Fund				6,007		6,007
Total				20,000		20,000

Capital Improvement Program

2012 *thru* 2016

City of Ramsey, Minnesota

Department Eqpt Replacement

Contact

Type Eqpt Replacement

Useful Life 12

Category Eqpt Replacement

Priority 6-Planned

Status Active

Total Project Cost: \$180,000

Project #	PW-636
Project Name	EQPT REPLACE-2002 SNOWPLOW TRUCK

Description
DATE ACQUIRED: 7/30/02 Truck & Plow: \$95,375,.43 Accum Depr: \$85,844.41
Asset #: 1151

Justification

Expenditures	2012	2013	2014	2015	2016	Total
Furnishings/Equipment				180,000		180,000
Total				180,000		180,000

Funding Sources	2012	2013	2014	2015	2016	Total
Capital Equipment Certificates				141,850		141,850
Equipment Revolving Fund				38,150		38,150
Total				180,000		180,000

Capital Improvement Program

2012 *thru* 2016

City of Ramsey, Minnesota

Department Eqpt Replacement

Contact

Type Eqpt Replacement

Useful Life 10

Category Eqpt Replacement

Priority 6-Planned

Status Active

Total Project Cost: \$45,000

Project # PW-637
Project Name EQPT REPLACE-2002 3/4 TON TRUCK 4x4

Description
 DATE ACQUIRED: 5/2/02: 2002 Chev Silverado \$27,808.20 Accum Depr: \$25,029.28
 Asset #: 1152

Justification

Expenditures	2012	2013	2014	2015	2016	Total
Furnishings/Equipment			45,000			45,000
Total			45,000			45,000

Funding Sources	2012	2013	2014	2015	2016	Total
Capital Equipment Certificates			33,877			33,877
Equipment Revolving Fund			11,123			11,123
Total			45,000			45,000

Capital Improvement Program

2012 *thru* 2016

City of Ramsey, Minnesota

Department Eqpt Replacement

Contact

Type Eqpt Replacement

Useful Life 10

Category Eqpt Replacement

Priority 6-Planned

Status Active

Total Project Cost: \$35,000

Project #	PW-638
Project Name	EQPT REPLACE-ENGINEERING VEHICLE

Description
DATE ACQUIRED: 5/28/03 2003 Chev Silverado: \$23,205.79 Accum Depr: \$15,471.01
Asset #: 1119

Justification

Expenditures	2012	2013	2014	2015	2016	Total
Furnishings/Equipment				35,000		35,000
Total				35,000		35,000

Funding Sources	2012	2013	2014	2015	2016	Total
Capital Equipment Certificates				28,038		28,038
Equipment Revolving Fund				6,962		6,962
Total				35,000		35,000

Capital Improvement Program

2012 *thru* 2016

City of Ramsey, Minnesota

Department Eqpt Replacement

Contact

Type Eqpt Replacement

Useful Life 8

Category Eqpt Replacement

Priority 6-Planned

Status Active

Total Project Cost: \$20,000

Project #	PW-639
Project Name	EQPT REPLACE-2003 MULE

Description
DATE ACQUIRED: 7/8/03 Mule 3000 \$11,441.30 Accum Depr: \$9,152.00
Asset #: 1185

Justification

Expenditures	2012	2013	2014	2015	2016	Total
Furnishings/Equipment			20,000			20,000
Total			20,000			20,000

Funding Sources	2012	2013	2014	2015	2016	Total
Capital Equipment Certificates			16,568			16,568
Equipment Revolving Fund			3,432			3,432
Total			20,000			20,000

Capital Improvement Program

2012 *thru* 2016

City of Ramsey, Minnesota

Department Eqpt Replacement

Contact

Type Eqpt Replacement

Useful Life 10

Category Eqpt Replacement

Priority 6-Planned

Status Active

Total Project Cost: \$61,000

Project # PW-640
Project Name EQPT REPLACE-2003 1 TON TRUCK 4x4

Description
 DATE ACQUIRED: 6/30/03 2003 Ford 350 W/Plow: \$47,388.66 Accum Depr: \$36,853.04
 Asset #: 1153

Justification

Expenditures	2012	2013	2014	2015	2016	Total
Furnishings/Equipment				61,000		61,000
Total				61,000		61,000

Funding Sources	2012	2013	2014	2015	2016	Total
Capital Equipment Certificates				40,783		40,783
Equipment Revolving Fund				20,217		20,217
Total				61,000		61,000

Capital Improvement Program

2012 *thru* 2016

City of Ramsey, Minnesota

Department Eqpt Replacement

Contact

Type Eqpt Replacement

Useful Life 10

Category Eqpt Replacement

Priority 6-Planned

Status Active

Total Project Cost: \$110,000

Project #	PW-643
Project Name	EQPT REPLACE-2004 MEGA MOWER

Description
DATE ACQUIRED: 2/27/04 2004 Toro Mega Mower: \$82,510.73 Accum Depr: \$57,755.26
Asset #: 2001

Justification

Expenditures	2012	2013	2014	2015	2016	Total
Furnishings/Equipment			110,000			110,000
Total			110,000			110,000

Funding Sources	2012	2013	2014	2015	2016	Total
Capital Equipment Certificates			93,498			93,498
Equipment Revolving Fund			16,502			16,502
Total			110,000			110,000

Capital Improvement Program

2012 *thru* 2016

City of Ramsey, Minnesota

Department Eqpt Replacement

Contact

Type Eqpt Replacement

Useful Life 10

Category Eqpt Replacement

Priority 6-Planned

Status Active

Total Project Cost: \$54,000

Project #	PW-645
Project Name	EQPT REPLACE-2004 TOOL CAT

Description
DATE ACQUIRED: 4/6/04: Bobcat Tool Sidewalk Machine: \$42,057.96 Accum Depr: \$29,439.42
Asset #: 2003

Justification

Expenditures	2012	2013	2014	2015	2016	Total
Furnishings/Equipment					54,000	54,000
Total					54,000	54,000

Funding Sources	2012	2013	2014	2015	2016	Total
Capital Equipment Certificates					45,588	45,588
Equipment Revolving Fund					8,412	8,412
Total					54,000	54,000

Capital Improvement Program

2012 *thru* 2016

City of Ramsey, Minnesota

Department Eqpt Replacement

Contact

Type Eqpt Replacement

Useful Life 10

Category Eqpt Replacement

Priority 6-Planned

Status Active

Total Project Cost: \$75,000


Project #	PW-677
Project Name	1-TON TRUCK WITH BOOM

Description
Purchase 1 ton utility truck with boom that can be used to service lift stations.

Justification
Regular maintenance is required on lift stations. Currently the City has to borrow equipment in order to perform these functions.

Expenditures	2012	2013	2014	2015	2016	Total
Furnishings/Equipment		75,000				75,000
Total		75,000				75,000

Funding Sources	2012	2013	2014	2015	2016	Total
Capital Equipment Certificates		75,000				75,000
Total		75,000				75,000



MUNICIPAL BUILDING

THIS PAGE INTENTIONALLY BLANK

City of Ramsey, Minnesota
Capital Improvement Program
 2012 thru 2016

PROJECTS BY CATEGORY

Category	Project#	Priority	2012	2013	2014	Includes Future Projects		Total
						2015	2016	
Municipal Building								
Community Center Construction	04-BLDG-002	6			4,000,000			4,000,000
Old Town Hall Restoration	08-BLDG-005	6					221,300	221,300
Sprinkler System @ Fire Station #1	10-BLDG-004	6	20,000					20,000
Municipal Building Total			20,000		4,000,000		221,300	4,241,300
GRAND TOTAL			20,000		4,000,000		221,300	4,241,300

THIS PAGE INTENTIONALLY BLANK

Capital Improvement Program

2012 *thru* 2016

City of Ramsey, Minnesota

Department Municipal Buildings

Contact Unassigned

Type Buildings

Useful Life 50 Years

Category Municipal Building

Priority 6-Planned

Status Active

Total Project Cost: \$4,000,000

Project # 04-BLDG-002
Project Name Community Center Construction

Description

The Community Center would include recreational areas such as a swimming pool, gym, etc. It would also include meeting rooms for various organizations to hold banquets, monthly meetings, etc.

Justification

Per public consensus, the need for a Community Center is a justified expenditure of public financing. Currently, Ramsey residents must leave the City limits and drive a considerable distance to get to such a facility.

Expenditures	2012	2013	2014	2015	2016	Total
Building Cost/Construction			4,000,000			4,000,000
Total			4,000,000			4,000,000

Funding Sources	2012	2013	2014	2015	2016	Total
GO Bonding			4,000,000			4,000,000
Total			4,000,000			4,000,000

Capital Improvement Program

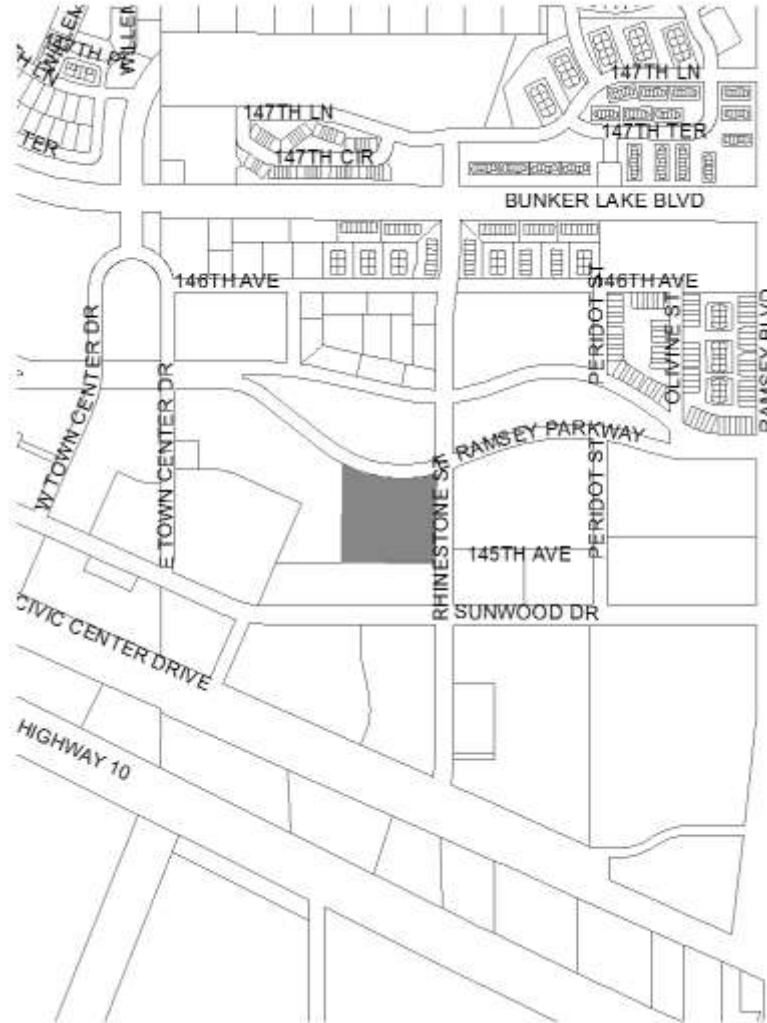
2012 thru 2016

City of Ramsey, Minnesota

Department Municipal Buildings

Contact Unassigned

Project #	04-BLDG-002
Project Name	Community Center Construction



Capital Improvement Program

2012 *thru* 2016

City of Ramsey, Minnesota

Department Municipal Buildings

Contact

Type Improvement

Useful Life 25

Category Municipal Building

Priority 6-Planned

Status Active

Total Project Cost: \$221,300

Project #	08-BLDG-005
Project Name	Old Town Hall Restoration

Description

Old Town Hall Restoration:

Option 1: Move Old Town Hall to Hwy 47 & 142nd St. SW Corner.
 \$125,000 Const Cost
 \$ 50,000 Site/foundation
 \$ 20,000 furnishing/equip

 \$195,000

Option 2: Improve private access street to public standard.
 \$125,000 Const Cost
 \$ 20,000 ROW
 \$ 56,300 Road Construction
 \$ 20,000 Furn/equip

 \$221,300

Justification

Old Town Hall is a city facility that is in need of restoration completion. Options include moving it from the site to a park or restoring on the site, creating parking, upgrading private access road to public standard.

Expenditures	2012	2013	2014	2015	2016	Total
Building Cost/Construction					125,000	125,000
Improvements Other than Build					76,300	76,300
Furnishings/Equipment					20,000	20,000
Total					221,300	221,300

Funding Sources	2012	2013	2014	2015	2016	Total
To Be Determined					221,300	221,300
Total					221,300	221,300

Capital Improvement Program
City of Ramsey, Minnesota

2012 *thru* 2016

Department Municipal Buildings
Contact

Project # **08-BLDG-005**
Project Name **Old Town Hall Restoration**



Capital Improvement Program

2012 *thru* 2016

City of Ramsey, Minnesota

Department Municipal Buildings

Contact

Type Improvement

Useful Life 20 Years

Category Municipal Building

Priority 6-Planned

Status Active

Total Project Cost: \$20,000

Project #	10-BLDG-004
Project Name	Sprinkler System @ Fire Station #1

Description

Hookup on-site municipal water to building and install sprinkler system for entire building.

Justification

Municipal water is on site with municipal well.

Expenditures	2012	2013	2014	2015	2016	Total
Building Cost/Construction	15,000					15,000
Improvements Other than Build	5,000					5,000
Total	20,000					20,000

Funding Sources	2012	2013	2014	2015	2016	Total
Facility Fund	20,000					20,000
Total	20,000					20,000

Capital Improvement Program

2012 thru 2016

City of Ramsey, Minnesota


Department Municipal Buildings

Contact

Project # 10-BLDG-004

Project Name Sprinkler System @ Fire Station #1





PARK IMPROVEMENT

THIS PAGE INTENTIONALLY BLANK

City of Ramsey, Minnesota
Capital Improvement Program
 2012 thru 2016

PROJECTS BY CATEGORY

Category	Project#	Priority	2012	2013	2014	Includes Future Projects		Total
						2015	2016	
Park Improvement								
Elmcrest Creek Trail to Central Park	04-PARK-002	5					300,000	300,000
Elmcrest Park Entrance & Signage	04-PARK-003	6			50,000			50,000
Ford Brook Park Playground Equipment	04-PARK-006	6					70,000	70,000
Lake Itasca Community Park	04-PARK-007	6			400,000	400,000	400,000	1,200,000
Trott Brook Trail Corridor	04-PARK-014	5					4,015,000	4,015,000
Drinking Fountains/Misting Station	06-PARK-002	6	7,000	7,000	7,000	7,000		28,000
Shelter & Restroom Facilities	06-PARK-003	6	75,000					75,000
Community Building & Playground for Elmcrest Park	06-PARK-005	6	500,000					500,000
Redevelopment of Central Park	06-PARK-008	6	275,000				500,000	775,000
Irrigation for Titterud Park	06-PARK-010	6					76,000	76,000
Observation boardwalk - Lake Itasca	06-PARK-011	6			40,000			40,000
Rabbit Park Phase Two	06-PARK-012	6				125,000		125,000
Observation deck on the Mississippi east Dolomite	06-PARK-015	6					35,000	35,000
Mississippi River Park Development-Bridge location	06-PARK-016	5					750,000	750,000
Redevelopment of Hunters Hill	06-PARK-017	5					500,000	500,000
Trail Connections	06-PARK-019	6		650,000	400,000			1,050,000
Village Square Commons	07-PARK-001	5					3,000,000	3,000,000
Landscape Improvements for Parks	08-PARK-001	6	5,000	5,000	5,000	5,000	5,000	25,000
Mississippi River Regional Trail	08-PARK-002	6		600,000		1,650,000		2,250,000
Lake Ramsey Park	08-PARK-004	6					3,631,000	3,631,000
Rhinestone Commons	08-PARK-005	6					1,200,000	1,200,000
North Commons	08-PARK-006	5	15,000			545,000		560,000
Pedestrian Bridge over TH10 Near rail Station	08-PARK-008	6			2,600,000			2,600,000
Multi-Sports Facility	09-PARK-001	6		475,000				475,000
Park Security Enhancements	11-PARK-001	6	15,000	20,000				35,000
Alpine Park Winter Facilities	11-PARK-003	6					2,500,000	2,500,000
The Draw Lighting Improvements	12-PARK-001	6	25,000					25,000
The Draw Waterfall	12-PARK-002	6	15,000					15,000
The Draw Entrance Monument	12-PARK-003	6	15,000					15,000
The Draw Water Quality Fountains	12-PARK-004	6	15,000					15,000
The Draw Grates	12-PARK-006	6	10,000					10,000
The Draw Building	12-PARK-007	6			75,000			75,000
McKinley Trail Connection to Anoka	12-PARK-008	6	20,000					20,000
Park Improvement Total			992,000	1,757,000	3,577,000	2,732,000	16,982,000	26,040,000
GRAND TOTAL			992,000	1,757,000	3,577,000	2,732,000	16,982,000	26,040,000

THIS PAGE INTENTIONALLY BLANK

Capital Improvement Program

2012 *thru* 2016

City of Ramsey, Minnesota

Department Park Improvements

Contact Unassigned

Type Improvement

Useful Life 50 Years

Category Park Improvement

Priority 5 Future Consideration

Status Future Consideration

Total Project Cost: \$300,000

Project # 04-PARK-002
Project Name Elmcrest Creek Trail to Central Park

Description

This trail would link Elmcrest Park to Central Park, the neighborhoods in between, and provide off-roadway trail experience within central Ramsey.

Justification

This trail development may be concurrent with development east of Central Park. Connecting the two community parks would reduce the need to replicate some facilities in both locations. The construction of the trail will coincide with residents subdividing their lots east of Ramsey Blvd, along the county ditch.

Expenditures	2012	2013	2014	2015	2016	Total
Improvements Other than Build					300,000	300,000
Total					300,000	300,000

Funding Sources	2012	2013	2014	2015	2016	Total
Landfill Trust Fund					75,000	75,000
Park Improvement Trust Fund					225,000	225,000
Total					300,000	300,000

Capital Improvement Program
City of Ramsey, Minnesota

2012 *thru* 2016

Department Park Improvements

Contact Unassigned

Project # 04-PARK-002

Project Name Elmcrest Creek Trail to Central Park



Capital Improvement Program

2012 *thru* 2016

City of Ramsey, Minnesota

Department Park Improvements

Contact Unassigned

Type Improvement

Useful Life 20 Years

Category Park Improvement

Priority 6-Planned

Status Active

Total Project Cost: \$50,000

Project #	04-PARK-003
Project Name	Elmcrest Park Entrance & Signage

Description

Entrance signing would consist of a sign and landscaping sited near the Quicksilver entrance timed with that areas' redevelopment and street construction.

Justification

The 100+ acre community park warrants an attractive entrance monument with landscape. Plus, it is expected there will continue to be events where in thousands of out-of-Ramsey visitors may only know Ramsey from their experience at Elmcrest Park.

Expenditures	2012	2013	2014	2015	2016	Total
Improvements Other than Build			50,000			50,000
Total			50,000			50,000

Funding Sources	2012	2013	2014	2015	2016	Total
Park Improvement Trust Fund			50,000			50,000
Total			50,000			50,000

Capital Improvement Program
City of Ramsey, Minnesota

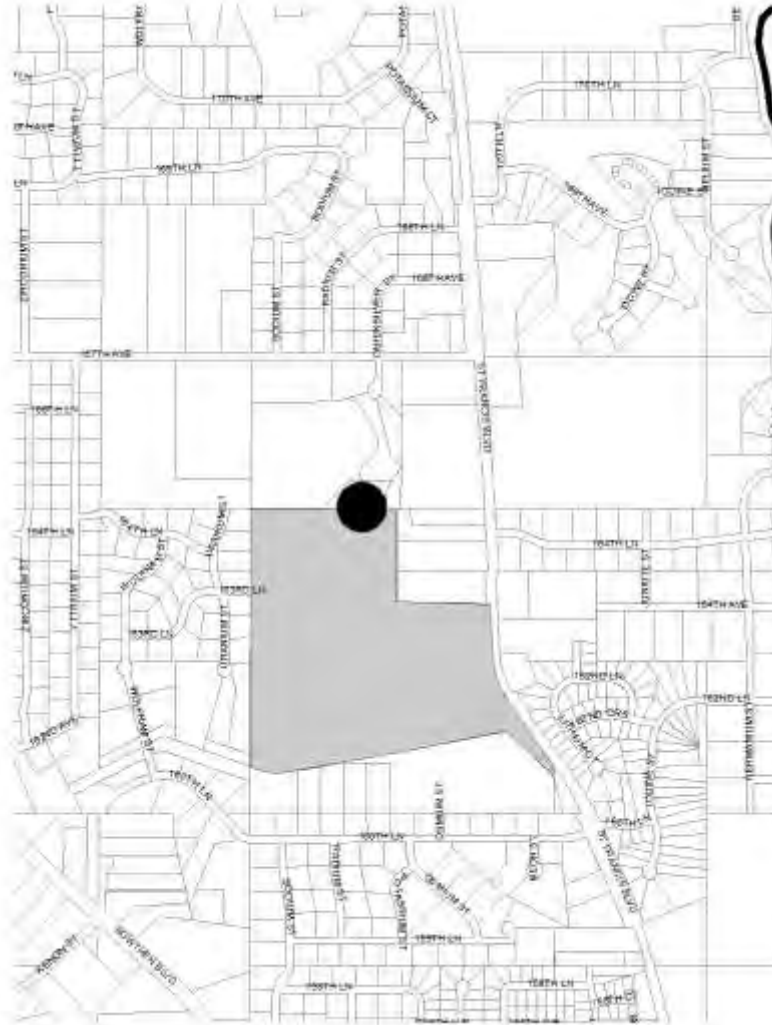
2012 *thru* 2016

Department Park Improvements

Contact Unassigned

Project # 04-PARK-003

Project Name Elmcrest Park Entrance & Signage



Capital Improvement Program

2012 *thru* 2016

City of Ramsey, Minnesota

Department Park Improvements

Contact Unassigned

Type Improvement

Useful Life 20 Years

Category Park Improvement

Priority 6-Planned

Status Active

Total Project Cost: \$70,000

Project #	04-PARK-006
Project Name	Ford Brook Park Playground Equipment

Description

Ford Brook Park is north of CR 27, east of TH 47 and borders Nowthen. The new playground would be within walking distance of about 100 existing homes.

Justification

The City has remained on a schedule of replacing existing play structures with ones that meet the Consumer Products Safety Commission guidelines for safety. This also results in a contemporary playground with more play value. City of Nowthen may be asked to participate financially.

Expenditures	2012	2013	2014	2015	2016	Total
Improvements Other than Build					70,000	70,000
Total					70,000	70,000

Funding Sources	2012	2013	2014	2015	2016	Total
City of Nowthen					20,000	20,000
Park Improvement Trust Fund					50,000	50,000
Total					70,000	70,000

Capital Improvement Program
City of Ramsey, Minnesota

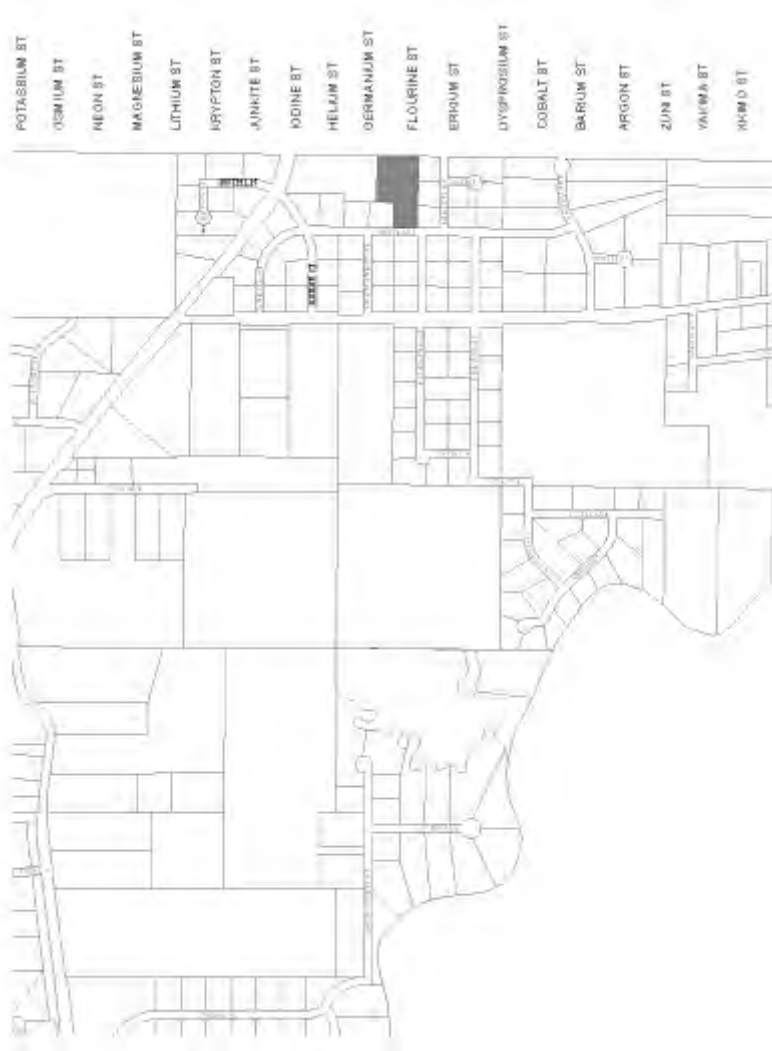
2012 *thru* 2016

Department Park Improvements

Contact Unassigned

Project # 04-PARK-006

Project Name Ford Brook Park Playground Equipment



Capital Improvement Program

2012 *thru* 2016

City of Ramsey, Minnesota

Department Park Improvements

Contact Unassigned

Type Improvement

Useful Life 50 Years

Category Park Improvement

Priority 6-Planned

Status Active

Total Project Cost: \$1,200,000

Project # 04-PARK-007
Project Name Lake Itasca Community Park

Description

This project is intended to expand the existing, undeveloped Lake Itasca Park south to Alpine Drive, east of the lake to the west line of the adjacent subdivision. In addition, athletic fields may be sited south of Alpine Drive, east of Puma Street, if a concurrent development plan warrants it.

Justification

Properties south of Alpine Drive, both east and west of Puma Street are proposed for development. It is this development that would provide the necessary park dedication funds for the first phase of construction, as well as contributing increased recreational demand.

The parcel south of Alpine Drive may be sold to finance improvements in the park.

Expenditures	2012	2013	2014	2015	2016	Total
Improvements Other than Build			400,000	400,000	400,000	1,200,000
Total			400,000	400,000	400,000	1,200,000

Funding Sources	2012	2013	2014	2015	2016	Total
Park Improvement Trust Fund			400,000	400,000	400,000	1,200,000
Total			400,000	400,000	400,000	1,200,000

Capital Improvement Program

2012 thru 2016

City of Ramsey, Minnesota

Department Park Improvements

Contact Unassigned

Project # 04-PARK-007

Project Name Lake Itasca Community Park



Capital Improvement Program

2012 *thru* 2016

City of Ramsey, Minnesota

Department Park Improvements

Contact Unassigned

Type Improvement

Useful Life 20 Years

Category Park Improvement

Priority 5 Future Consideration

Status Future Consideration

Total Project Cost: \$4,015,000

Project #	04-PARK-014
Project Name	Trott Brook Trail Corridor

Description

The Trott Brook Trail Corridor extends from Elk River's Youth Athletic Complex near Jarvis Street and follows the brook easterly to Rum River Central Park about six miles away. The project would involve continued acquisition of scenic and trail easements, boardwalk and trail construction and natural resource enhancements.

Justification

This trail project would be predicated on significant planning leading up to construction and likely involve a Master Plan, as well as receiving grant monies for funding. The land around the brook is the largest and most contiguous undeveloped natural area within Ramsey. The City presently has about half of the land acquired (through Park Dedications and a LCCMR grant) to construct this trail.

Expenditures	2012	2013	2014	2015	2016	Total
Improvements Other than Build					4,015,000	4,015,000
Total					4,015,000	4,015,000

Funding Sources	2012	2013	2014	2015	2016	Total
Grants and Aids					4,000,000	4,000,000
Landfill Trust Fund					15,000	15,000
Total					4,015,000	4,015,000

Capital Improvement Program
City of Ramsey, Minnesota

2012 thru 2016

Department Park Improvements

Contact Unassigned

Project #	04-PARK-014
Project Name	Trott Brook Trail Corridor



Capital Improvement Program

2012 *thru* 2016

City of Ramsey, Minnesota

Department Park Improvements

Contact

Type Improvement

Useful Life 20 Years

Category Park Improvement

Priority 6-Planned

Status Active

Total Project Cost: \$49,000

Project #	06-PARK-002
Project Name	Drinking Fountains/Misting Station

Description

Installation of drinking fountains with pet water availability and misting stations in parks with municipal water availability.
 Riverdale Park 2012; Woodland Green Park 2013; Central Parking Misting Station 2014; Bear Park 2015.

Justification

Drinking water - especially for active use areas and trail connecting points is very popular. In addition, residents and dog walkers have expressed appreciation for the pet stations.

Prior	Expenditures	2012	2013	2014	2015	2016	Total
21,000	Improvements Other than Build	7,000	7,000	7,000	7,000		28,000
Total	Total	7,000	7,000	7,000	7,000		28,000

Prior	Funding Sources	2012	2013	2014	2015	2016	Total
21,000	Park Improvement Trust Fund	7,000	7,000	7,000	7,000		28,000
Total	Total	7,000	7,000	7,000	7,000		28,000

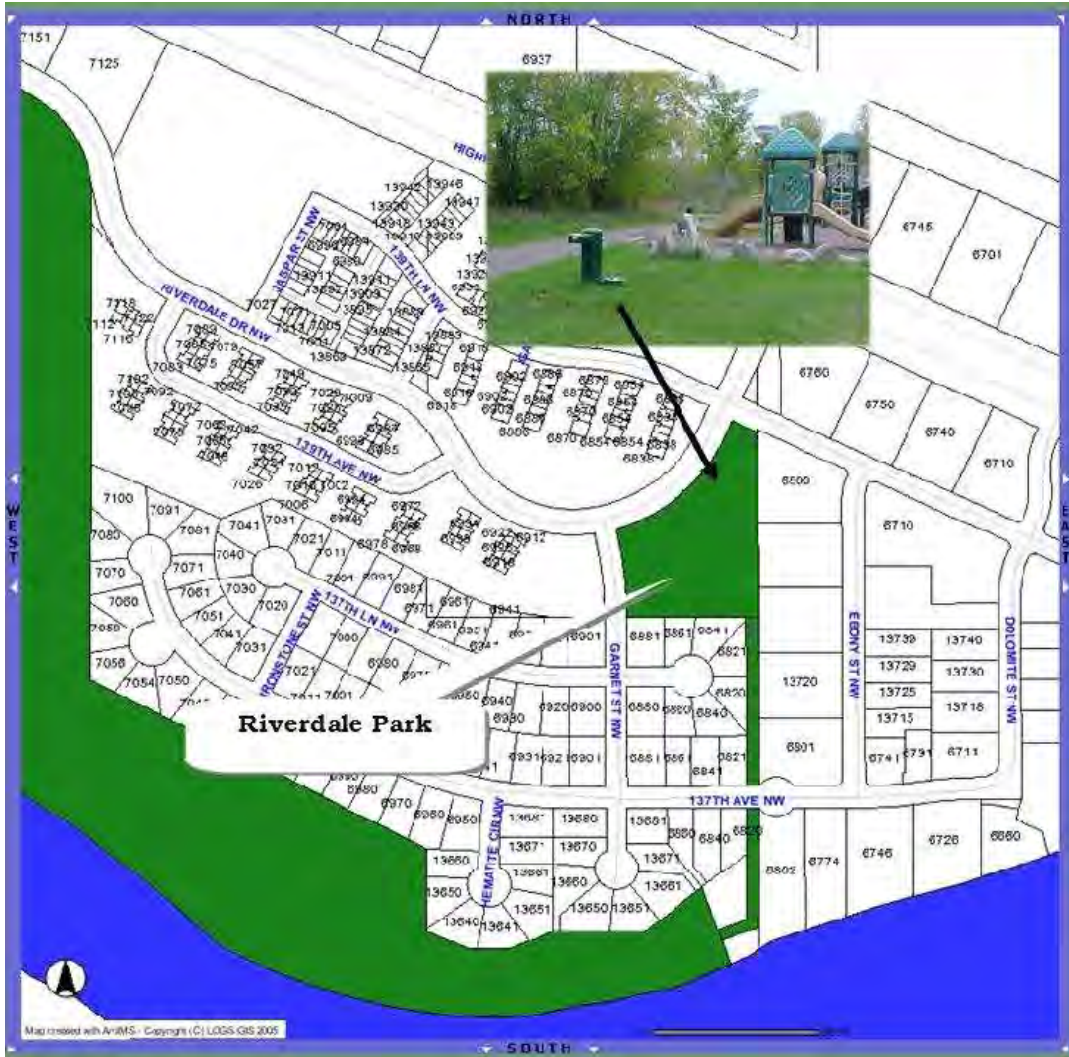
Capital Improvement Program
City of Ramsey, Minnesota

2012 *thru* 2016

Department Park Improvements

Contact

Project # **06-PARK-002**
Project Name **Drinking Fountains/Misting Station**



Capital Improvement Program

2012 *thru* 2016

City of Ramsey, Minnesota

Department Park Improvements

Contact

Type Buildings

Useful Life 50 Years

Category Park Improvement

Priority 6-Planned

Status Active

Total Project Cost: \$75,000

Project #	06-PARK-003
Project Name	Shelter & Restroom Facilities

Description

Permanent restroom facility in each of the high use parks. This is planned for Riverdale Park.
 This will require shifting the tennis courts to accommodate the building. The poles and nets will be relocated and the courts will be resurfaced.

Justification

This endeavor would result in a permanent restroom facility in higher use parks and replace the plastic rental units.
 The rental unit's cost approximately \$50 per month in the neighborhood parks, and about \$200 per month in the community parks. This particular restroom is also a local match for the Mississippi River Trail grant project (Anoka's King Island to Mississippi West Park); an estimated \$650,000 project with administration and engineering funded by \$380,204 in federal dollars.

Expenditures	2012	2013	2014	2015	2016	Total
Building Cost/Construction	75,000					75,000
Total	75,000					75,000

Funding Sources	2012	2013	2014	2015	2016	Total
Park Improvement Trust Fund	75,000					75,000
Total	75,000					75,000

Capital Improvement Program
City of Ramsey, Minnesota

2012 thru 2016

Department Park Improvements

Contact

Project # **06-PARK-003**
Project Name **Shelter & Restroom Facilities**



Capital Improvement Program

2012 *thru* 2016

City of Ramsey, Minnesota

Department Park Improvements

Contact

Type Buildings

Useful Life 50 Years

Category Park Improvement

Priority 6-Planned

Status Active

Total Project Cost: \$500,000

Project #	06-PARK-005
Project Name	Community Building & Playground for Elmcrest Park

Description	
Elmcrest Park multi-use building. Proposed joint project with the Ramsey Lions, youth athletic association, and other group(s).	

Justification	
Elmcrest Park will need a multi-use building, which includes certain site improvements such as water service, septic, landscape and irrigation with storage for the athletic groups using the facility. Sewer service will be extended when sewer lines are available.	
The project is estimated at \$500,000. \$210,00 is intended to represent the city's share of a proposed joint building project with a non-municipal contribution (ARAA, etc). Careful design consideration will be required to ensure that the building will meet all of the community needs. Some design monies may be required in this process, prior to bidding.	

Expenditures	2012	2013	2014	2015	2016	Total
Building Cost/Construction	500,000					500,000
Total	500,000					500,000

Funding Sources	2012	2013	2014	2015	2016	Total
Park Improvement Trust Fund	290,000					290,000
Youth Association	210,000					210,000
Total	500,000					500,000

Capital Improvement Program
City of Ramsey, Minnesota

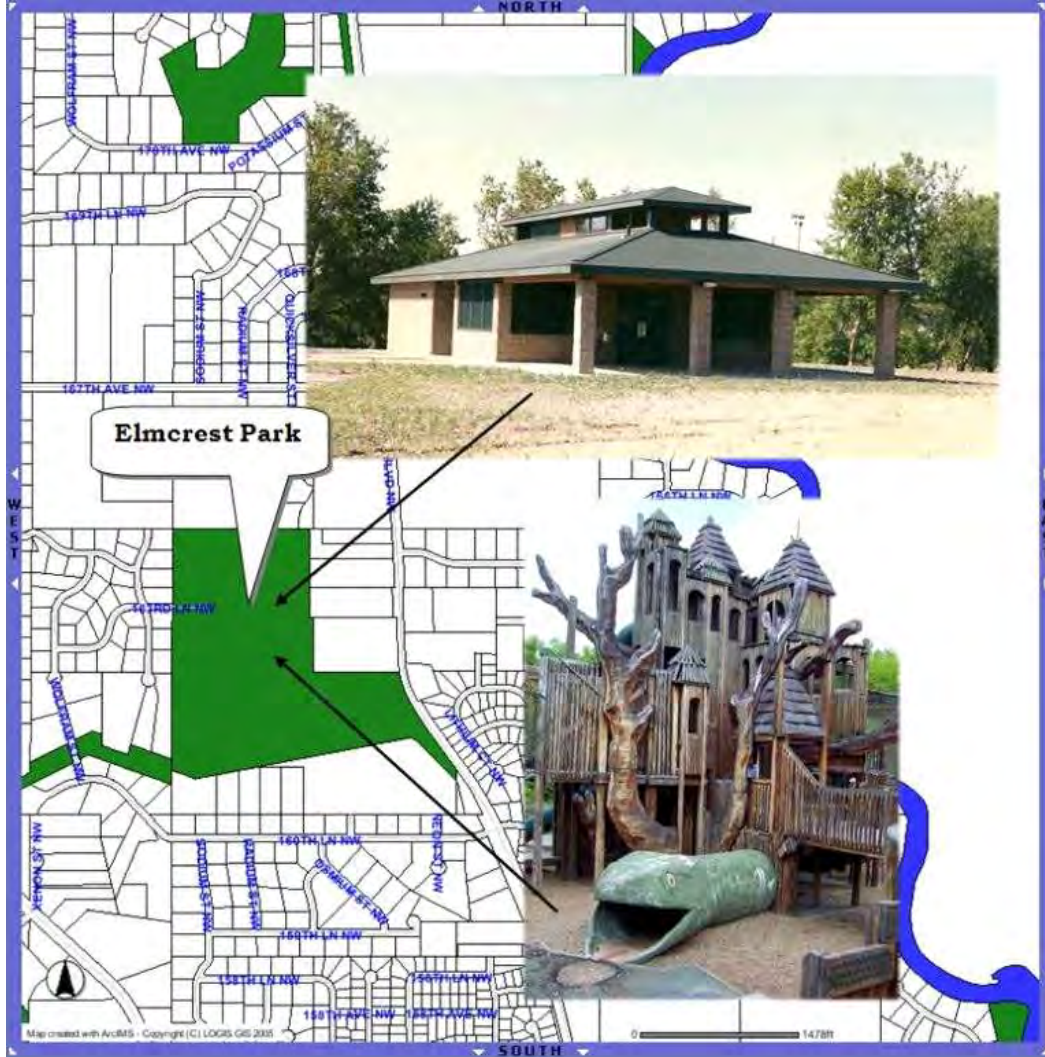
2012 *thru* 2016

Department Park Improvements

Contact

Project # **06-PARK-005**

Project Name **Community Building & Playground for Elmcrest Park**



Capital Improvement Program

2012 *thru* 2016

City of Ramsey, Minnesota

Department Park Improvements

Contact

Type Improvement

Useful Life 20 Years

Category Park Improvement

Priority 6-Planned

Status Active

Total Project Cost: \$775,000

Project #	06-PARK-008
Project Name	Redevelopment of Central Park

Description

The drive to the Park Center building would be extended to connect to Yolite Street and the proposed land use of the 35 acres east of the park. This project is being divided into two projects. For 2012 this consists of the extension of the parkway and outlet to the east. Projected for 2014 will be the installation of curbing and removal of the post and cable vehicle barriers around the parking lots. The cost of the 2012 program is \$275,000.

Justification

Additional parking would occur along this new one way drive parkway, and some parking may be considered where the underutilized sedimentation basin currently exists, or this basin may be used for the adjoining land use, with the new parking occurring to the east.

Expenditures	2012	2013	2014	2015	2016	Total
Improvements Other than Build	275,000				500,000	775,000
Total	275,000				500,000	775,000

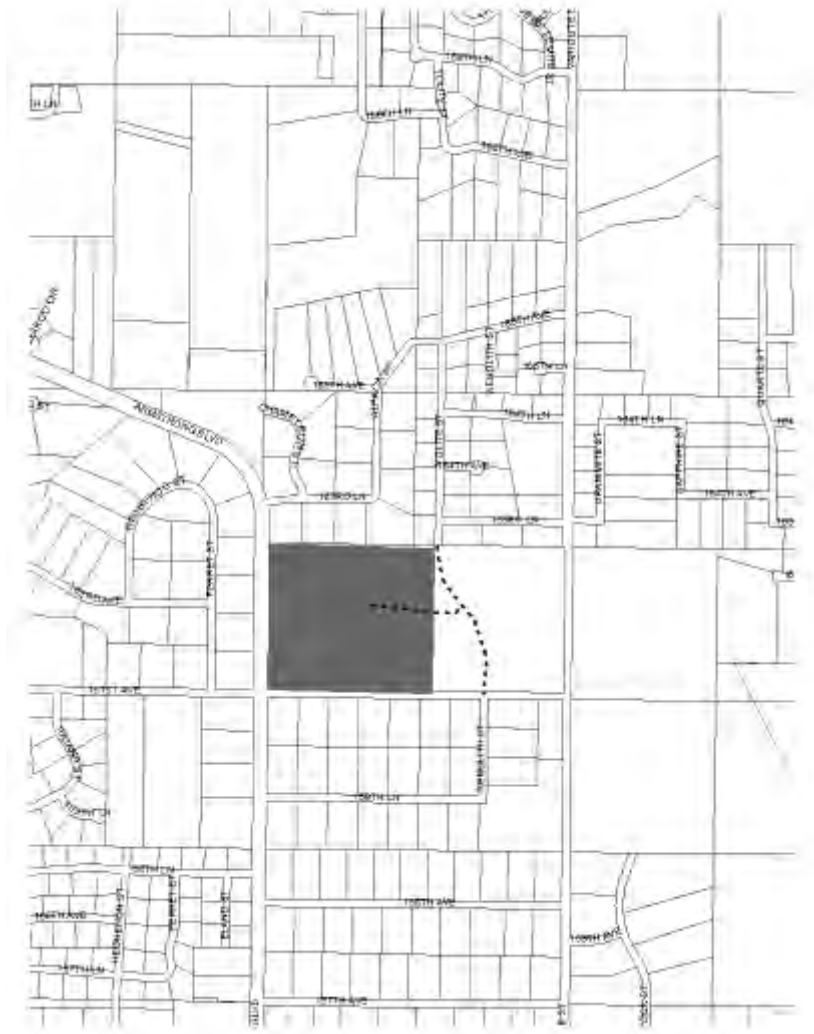
Funding Sources	2012	2013	2014	2015	2016	Total
Park Improvement Trust Fund	275,000				250,000	525,000
Youth Association					250,000	250,000
Total	275,000				500,000	775,000

Capital Improvement Program
City of Ramsey, Minnesota

2012 *thru* 2016

Department Park Improvements
Contact

Project #	06-PARK-008
Project Name	Redevelopment of Central Park



Capital Improvement Program

2012 *thru* 2016

City of Ramsey, Minnesota

Department Park Improvements

Contact

Type Improvement

Useful Life 20 Years

Category Park Improvement

Priority 6-Planned

Status Active

Total Project Cost: \$76,000

Project #	06-PARK-010
Project Name	Irrigation for Titterud Park

Description
Underground irrigation & 160 GPM well. If municipal water is available, cost may be less.

Justification
Irrigation should be considered for this 13.5 acre park, and a part of this is the evaluation of a well versus connection to a municipal watermain. Both have advantages. The \$40,000 represents the underground irrigation portion. A 160 GPM well may cost about \$18,000.

Expenditures	2012	2013	2014	2015	2016	Total
Improvements Other than Build					76,000	76,000
Total					76,000	76,000

Funding Sources	2012	2013	2014	2015	2016	Total
Park Improvement Trust Fund					76,000	76,000
Total					76,000	76,000

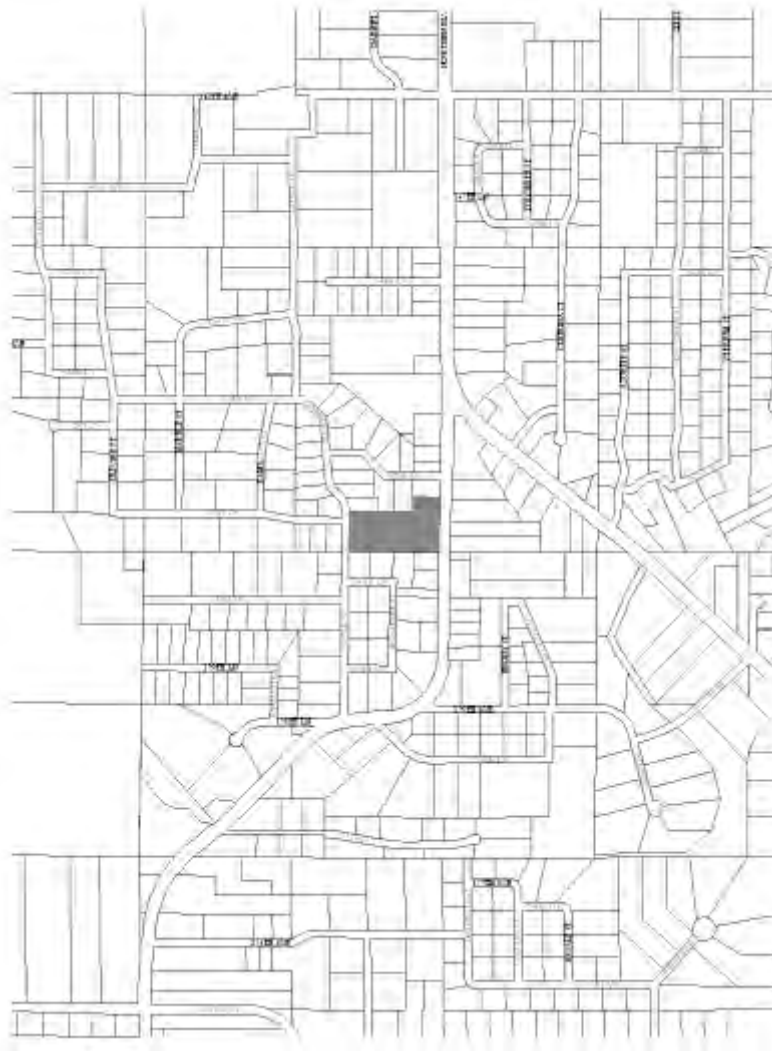
Capital Improvement Program
City of Ramsey, Minnesota

2012 thru 2016

Department Park Improvements

Contact

Project #	06-PARK-010
Project Name	Irrigation for Titterud Park



Capital Improvement Program

2012 *thru* 2016

City of Ramsey, Minnesota

Department Park Improvements

Contact

Type Improvement

Useful Life 20 Years

Category Park Improvement

Priority 6-Planned

Status Active

Total Project Cost: \$40,000

Project #	06-PARK-011
Project Name	Observation boardwalk - Lake Itasca

Description

Boardwalk in the southeast portion of the open water wetland.

Justification

Lake Itasca is an important destination for migratory waterfowl and other wetland fauna. A boardwalk in the southeast portion of the open water wetland will invite trail users to experience this and provides direct contact with the lake.

In addition, an observation area with seating (similar to the one in Wetland #114P), provides a point of relaxation on the several mile-long Lake Itasca Trail.

The construction would be done by in-house forces (including Department of Corrections forces) - thereby saving 60% of potential costs.

Expenditures	2012	2013	2014	2015	2016	Total
Improvements Other than Build			40,000			40,000
Total			40,000			40,000

Funding Sources	2012	2013	2014	2015	2016	Total
Lawful Gambling Fund			40,000			40,000
Total			40,000			40,000

Capital Improvement Program
City of Ramsey, Minnesota

2012 thru 2016

Department Park Improvements

Contact

Project #	06-PARK-011
Project Name	Observation boardwalk - Lake Itasca



Capital Improvement Program

2012 *thru* 2016

City of Ramsey, Minnesota

Department Park Improvements

Contact

Project # 06-PARK-012
Project Name Rabbit Park Phase Two

Type Improvement

Useful Life 20 Years

Category Park Improvement

Priority 6-Planned

Status Active

Total Project Cost: \$125,000

Description

Well and underground irrigation.

Landscape improvements and an ag-lime infield for the ballfield.

Justification

Rabbit Park is a 5-acre neighborhood park with very basic features. The park's greatest need is irrigation. Therefore, the primary component of the proposed phase two project is a well and underground irrigation.

Landscape improvements would complete this project.

Expenditures	2012	2013	2014	2015	2016	Total
Improvements Other than Build				125,000		125,000
Total				125,000		125,000

Funding Sources	2012	2013	2014	2015	2016	Total
Park Improvement Trust Fund				125,000		125,000
Total				125,000		125,000

Capital Improvement Program
City of Ramsey, Minnesota

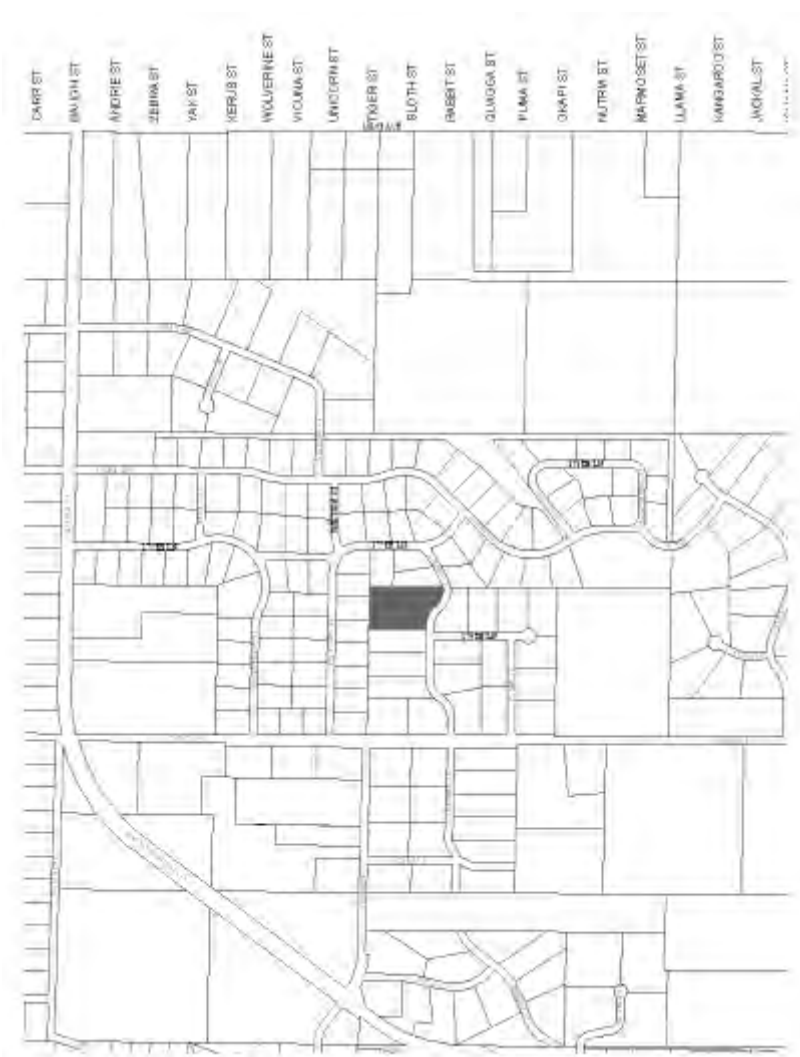
2012 *thru* 2016

Department Park Improvements

Contact

Project # **06-PARK-012**

Project Name **Rabbit Park Phase Two**



Capital Improvement Program

2012 *thru* 2016

City of Ramsey, Minnesota

Department Park Improvements

Contact

Type Improvement

Useful Life 20 Years

Category Park Improvement

Priority 6-Planned

Status Active

Total Project Cost: \$35,000

Project #	06-PARK-015
Project Name	Observation deck on the Mississippi east Dolomite

Description

On the south side of Riverdale Drive, east of Dolomite exists a storm water discharge point to the river. This project discusses an observation deck at the top of the bluff over the existing storm sewer easement, concurrent with the development of the land there.

Justification

This access may provide improved maintenance to the storm outlet, but the primary value would be to maintain contact with the river by residents for the remarkable view, and as a rest point along the National, Mississippi River Trail.

This project may be combined with development of adjacent property.

Expenditures	2012	2013	2014	2015	2016	Total
Improvements Other than Build					35,000	35,000
Total					35,000	35,000

Funding Sources	2012	2013	2014	2015	2016	Total
Lawful Gambling Fund					35,000	35,000
Total					35,000	35,000

Capital Improvement Program
City of Ramsey, Minnesota

2012 *thru* 2016

Department Park Improvements

Contact

Project #	06-PARK-015
Project Name	Observation deck on the Mississippi east Dolomite



Capital Improvement Program

2012 *thru* 2016

City of Ramsey, Minnesota

Department Park Improvements

Contact

Type Improvement

Useful Life 20 Years

Category Park Improvement

Priority 5 Future Consideration

Status Future Consideration

Total Project Cost: \$750,000

Project #	06-PARK-016
Project Name	Mississippi River Park Development-Bridge location

Description

This neighborhood park is proposed in the general vicinity of the proposed bridge crossing, along the banks of the river. The park would consist of the usual park amenities, as well as open space that may be shared with adjoining new and existing residential land use.

The funding and the timing of the park development would be concurrent with the subdivision of the land.

This park may also serve as a trailhead for a trail (to be built with the bridge construction), that will connect Hennepin County, and the Three Rivers Park District.

Justification

Expenditures	2012	2013	2014	2015	2016	Total
Improvements Other than Build					750,000	750,000
Total					750,000	750,000

Funding Sources	2012	2013	2014	2015	2016	Total
Park Improvement Trust Fund					750,000	750,000
Total					750,000	750,000

Capital Improvement Program
City of Ramsey, Minnesota

2012 *thru* 2016

Department Park Improvements

Contact

Project #	06-PARK-016
Project Name	Mississippi River Park Development-Bridge location



Capital Improvement Program

2012 *thru* 2016

City of Ramsey, Minnesota

Department Park Improvements

Contact

Type Improvement

Useful Life 20 Years

Category Park Improvement

Priority 5 Future Consideration

Status Future Consideration

Total Project Cost: \$500,000

Project #	06-PARK-017
Project Name	Redevelopment of Hunters Hill

Description

Concurrent with any redevelopment of the subdivisions around the existing Hunters Hill Park would be an opportunity to bring improvements to the underutilized Hunters Hill Park. The funding would be from any new units shared. Open space connections within a redeveloped area may also be considered.

Justification

Should redevelopment occur in this area; it is likely densities will greatly increase. This, coupled with the commercial and light industrial uses in the area will create the need for a lunch break destination - as well the residential recreational demand.

This park is in the study of underutilized properties that could be sold.

Expenditures	2012	2013	2014	2015	2016	Total
Improvements Other than Build					500,000	500,000
Total					500,000	500,000

Funding Sources	2012	2013	2014	2015	2016	Total
Park Improvement Trust Fund					500,000	500,000
Total					500,000	500,000

Capital Improvement Program

2012 *thru* 2016

City of Ramsey, Minnesota

Department Park Improvements

Contact

Type Improvement

Useful Life 20 Years

Category Park Improvement

Priority 6-Planned

Status Active

Total Project Cost: \$1,050,000

Project # 06-PARK-019

Project Name Trail Connections

Description

This project consists of the installation of several high priority connections linking segments of the city's trail system.

- Alpine Park to Sweetbay Ridge (2012)
- CR#83 from 167th Lane to Alpine Drive to Lake Itasca (2012)
- Hwy 47 from Trott Brook Cemetery to Elmcrest Park Trail (2013)

Justification

The increase demand in use of the city's trail system requires the continued development of the trail system.

Resident requests for improved trail system connections are reflected in these priority projects. The trails will also move people off high speed roadways and improve transportation and safety.

Expenditures	2012	2013	2014	2015	2016	Total
Improvements Other than Build		650,000	400,000			1,050,000
Total		650,000	400,000			1,050,000

Funding Sources	2012	2013	2014	2015	2016	Total
Grants and Aids		100,000	100,000			200,000
Park Improvement Trust Fund		475,000	260,000			735,000
Trail Fees		75,000	40,000			115,000
Total		650,000	400,000			1,050,000

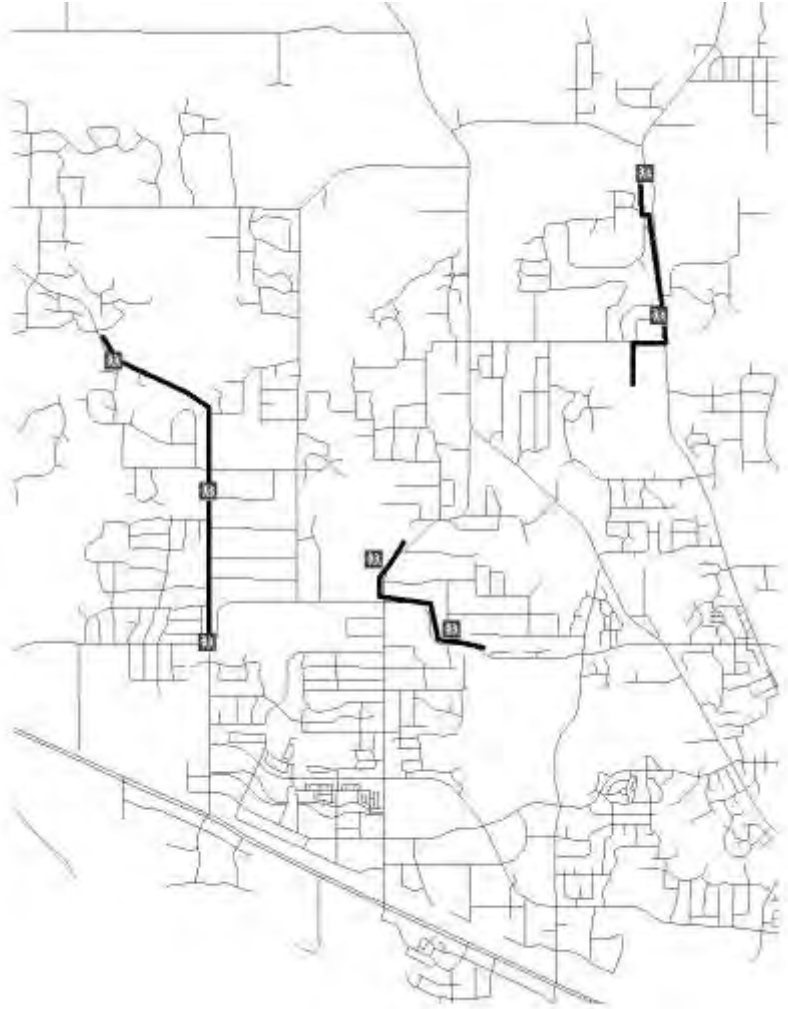
Capital Improvement Program
City of Ramsey, Minnesota

2012 *thru* 2016

Department Park Improvements

Contact

Project #	06-PARK-019
Project Name	Trail Connections



Capital Improvement Program

2012 *thru* 2016

City of Ramsey, Minnesota

Department Park Improvements

Contact

Type Improvement

Useful Life 20 Years

Category Park Improvement

Priority 5 Future Consideration

Status Future Consideration

Total Project Cost: \$3,000,000

Project #	07-PARK-001
Project Name	Village Square Commons

Description	
Development of the 2-acre Village Square Commons in the COR	

Justification	
This urban park-space may be the most prominent park space within the COR - due to its visibility along Sunwood Drive, and its relationship to the Municipal Center and transit hub.	

Expenditures	2012	2013	2014	2015	2016	Total
Improvements Other than Build					3,000,000	3,000,000
Total					3,000,000	3,000,000

Funding Sources	2012	2013	2014	2015	2016	Total
GO Bonding					2,700,000	2,700,000
Grants and Aids					300,000	300,000
Total					3,000,000	3,000,000

Capital Improvement Program
City of Ramsey, Minnesota

2012 thru 2016

Department Park Improvements

Contact

Project # 07-PARK-001
Project Name Village Square Commons



Capital Improvement Program

2012 *thru* 2016

City of Ramsey, Minnesota

Department Park Improvements

Contact

Type Improvement

Useful Life 20 Years

Category Park Improvement

Priority 6-Planned

Status Active

Total Project Cost: \$25,000

Project #	08-PARK-001
Project Name	Landscape Improvements for Parks

Description	
Purchase landscape materials for installation in parks by volunteers.	

Justification	
The City can leverage improvements by working with volunteer groups that will plant the materials supplied by the City.	

Expenditures	2012	2013	2014	2015	2016	Total
Improvements Other than Build	5,000	5,000	5,000	5,000	5,000	25,000
Total	5,000	5,000	5,000	5,000	5,000	25,000

Funding Sources	2012	2013	2014	2015	2016	Total
Park Improvement Trust Fund	5,000	5,000	5,000	5,000	5,000	25,000
Total	5,000	5,000	5,000	5,000	5,000	25,000

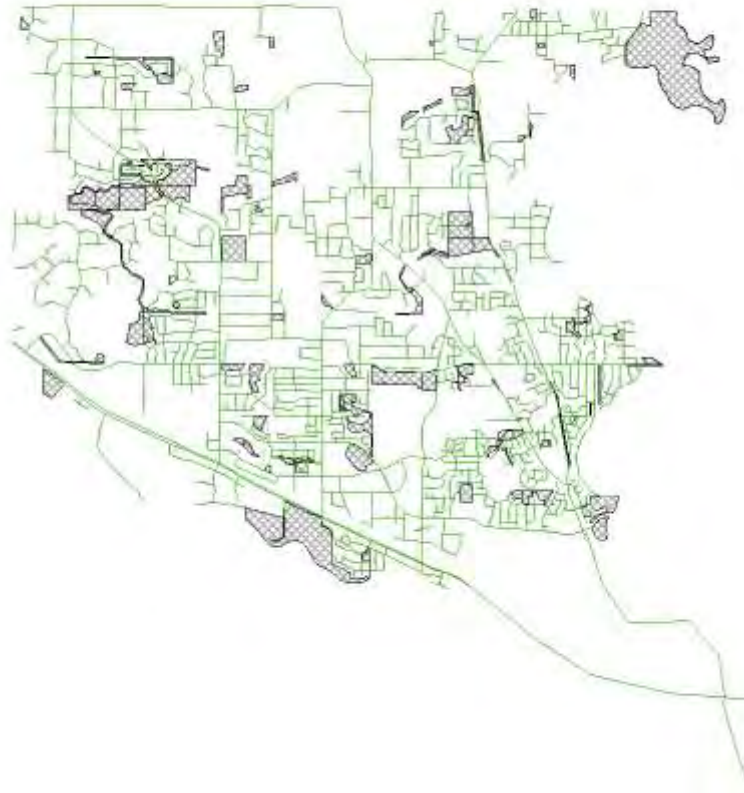
Capital Improvement Program
City of Ramsey, Minnesota

2012 thru 2016

Department Park Improvements

Contact

Project #	08-PARK-001
Project Name	Landscape Improvements for Parks



Capital Improvement Program

2012 *thru* 2016

City of Ramsey, Minnesota

Department Park Improvements

Contact

Type Improvement

Useful Life 20 Years

Category Park Improvement

Priority 6-Planned

Status Active

Total Project Cost: \$2,250,000

Project #	08-PARK-002
Project Name	Mississippi River Regional Trail

Description

This trail will parallel the Mississippi River from Elk River to Anoka, passing through Mississippi West Regional Park. Trail connections are being completed that connect Ramsey to the Twin Cities - and south to Hastings as part of the National Mississippi River Trail.

The 2013 work will construct the trail from Anoka to Mississippi West Park. A trail grant application has been submitted for \$1,600,000 to be considered a federally funded project in 2015. This will be applied to construct the trail from Mississippi River Regional Trail to Elk River. Anoka County Parks will provide the local match.

Justification

A detailed feasibility study has been prepared. The total project is estimated at \$2,250,000.

Expenditures	2012	2013	2014	2015	2016	Total
Improvements Other than Build		600,000		1,650,000		2,250,000
Total		600,000		1,650,000		2,250,000

Funding Sources	2012	2013	2014	2015	2016	Total
Grants and Aids		600,000		1,650,000		2,250,000
Total		600,000		1,650,000		2,250,000

Capital Improvement Program
City of Ramsey, Minnesota

2012 thru 2016

Department Park Improvements

Contact

Project #	08-PARK-002
Project Name	Mississippi River Regional Trail



Capital Improvement Program

2012 *thru* 2016

City of Ramsey, Minnesota

Department Park Improvements

Contact

Type Improvement

Useful Life 20 Years

Category Park Improvement

Priority 6-Planned

Status Active

Total Project Cost: \$3,631,000

Project #	08-PARK-004
Project Name	Lake Ramsey Park

Description

This project will provide recreational opportunities and open space on the west side of the COR including the development of "lake" and possibly beach with wading area.

Justification

The open space and recreation elements associated with the original RTC plan are being preserved in the new COR concept. This project will also generate needed fill by excavation for the water feature for the development areas of the COR.

Expenditures	2012	2013	2014	2015	2016	Total
Improvements Other than Build					3,631,000	3,631,000
Total					3,631,000	3,631,000

Funding Sources	2012	2013	2014	2015	2016	Total
Developer Fees					3,631,000	3,631,000
Total					3,631,000	3,631,000

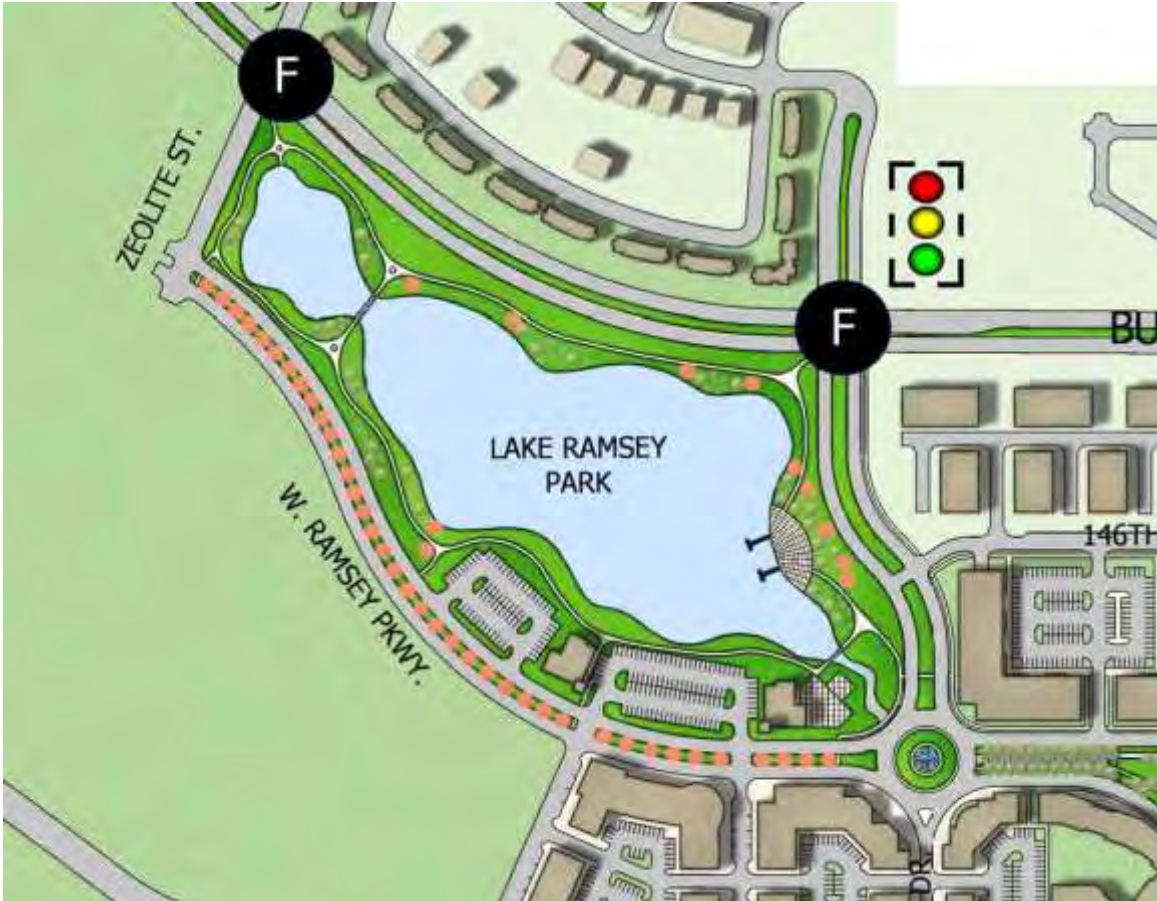
Capital Improvement Program
City of Ramsey, Minnesota

2012 *thru* 2016

Department Park Improvements

Contact

Project #	08-PARK-004
Project Name	Lake Ramsey Park



Capital Improvement Program

2012 *thru* 2016

City of Ramsey, Minnesota

Department Park Improvements

Contact

Project # 08-PARK-005
Project Name Rhinestone Commons

Type Improvement

Useful Life 20 Years

Category Park Improvement

Priority 6-Planned

Status Active

Total Project Cost: \$1,350,000

Description

Located on the east side of Rhinestone Street and south of East Ramsey Parkway, this park currently has ball fields with backstops , irrigation and perimeter sidewalks. Additional improvement will include a playground and pavilion with restrooms in 2016.

Justification

This park is part of the Master Plan for the COR. The ballfield is used by PACT charter school during the day and available for public use in the evening.

Prior	Expenditures	2012	2013	2014	2015	2016	Total
150,000	Improvements Other than Build					1,200,000	1,200,000
Total	Total					1,200,000	1,200,000

Prior	Funding Sources	2012	2013	2014	2015	2016	Total
150,000	Developer Fees					1,200,000	1,200,000
Total	Total					1,200,000	1,200,000

Capital Improvement Program
City of Ramsey, Minnesota

2012 *thru* 2016

Department Park Improvements

Contact

Project # **08-PARK-005**
Project Name **Rhinestone Commons**



Capital Improvement Program

2012 *thru* 2016

City of Ramsey, Minnesota

Department Park Improvements

Contact

Type Improvement

Useful Life 20 Years

Category Park Improvement

Priority 5 Future Consideration

Status Future Consideration

Total Project Cost: \$560,000

Project #	08-PARK-006
Project Name	North Commons

Description

This park is platted on the north side of Bunker Lake Blvd.

Justification

Preliminary plans showed a sliding hill, parking, and a playground. A community garden is also a good fit for this public space.

This project may be constructed earlier to keep pace with adjacent projects in The COR.

The landscaping would be purchased by the city and installed by neighbors. This would improve the appearance of the Park until the proposed improvements are developed. The 2012 interim improvements allow reasonable use by the neighborhood as an open space.

Expenditures	2012	2013	2014	2015	2016	Total
Improvements Other than Build	15,000			545,000		560,000
Total	15,000			545,000		560,000

Funding Sources	2012	2013	2014	2015	2016	Total
Developer Fees				545,000		545,000
Lawful Gambling Fund	15,000					15,000
Total	15,000			545,000		560,000

Capital Improvement Program
City of Ramsey, Minnesota

2012 *thru* 2016

Department Park Improvements

Contact

Project # **08-PARK-006**
Project Name **North Commons**



Capital Improvement Program

2012 *thru* 2016

City of Ramsey, Minnesota

Department Park Improvements

Contact

Type Improvement

Useful Life 20 Years

Category Park Improvement

Priority 6-Planned

Status Active

Total Project Cost: \$2,600,000

Project # 08-PARK-008

Project Name Pedestrian Bridge over TH10 Near rail Station

Description

This bridge will connect the COR to the trail to the Mississippi River along the storm sewer outfall.

Justification

The COR is designed to be pedestrian friendly. This bridge will provide a connection to West Mississippi Regional Park and the regional trail. Further, the rail and highway crossing will allow residents to access the commuter rail and the COR without adding automobile trips to Hwys #10 and #169.

Expenditures	2012	2013	2014	2015	2016	Total
Improvements Other than Build			2,600,000			2,600,000
Total			2,600,000			2,600,000

Funding Sources	2012	2013	2014	2015	2016	Total
Grants and Aids			2,600,000			2,600,000
Total			2,600,000			2,600,000

Capital Improvement Program
City of Ramsey, Minnesota

2012 *thru* 2016

Department Park Improvements

Contact

Project # **08-PARK-008**

Project Name **Pedestrian Bridge over TH10 Near rail Station**



Capital Improvement Program

2012 *thru* 2016

City of Ramsey, Minnesota

Department Park Improvements

Contact

Type Improvement

Useful Life 20 Years

Category Park Improvement

Priority 6-Planned

Status Active

Total Project Cost: \$475,000

Project #	09-PARK-001
Project Name	Multi-Sports Facility

Description

This project contemplates construction of an inflatable dome for indoor practices, soccer, football, baseball, softball, etc. One location for consideration is Lake Itasca Park south of Alpine Drive near Puma Street.

Justification

The youth Athletic Associations have indicated a need for this type of facility. They currently use facilities in surrounding City's when it is available.

The building would be placed in an existing park with parking facilities. The 400' x 120' structure will provide indoor practice and game areas for many sports.

The proposed project would move into a planning stage if a community center is not forecast for a similar time frame. The committed annual revenue from youth athletics can pay back some of the facility expense.

Expenditures	2012	2013	2014	2015	2016	Total
Building Cost/Construction		475,000				475,000
Total		475,000				475,000

Funding Sources	2012	2013	2014	2015	2016	Total
Park Improvement Trust Fund		475,000				475,000
Total		475,000				475,000

Capital Improvement Program
City of Ramsey, Minnesota

2012 *thru* 2016

Department Park Improvements

Contact

Project #	09-PARK-001
Project Name	Multi-Sports Facility



Capital Improvement Program

2012 *thru* 2016

City of Ramsey, Minnesota

Department Park Improvements

Contact

Type Improvement

Useful Life 20

Category Park Improvement

Priority 6-Planned

Status Active

Total Project Cost: \$35,000

Project #	11-PARK-001
Project Name	Park Security Enhancements

Description

This project would include the installation of cameras in park locations experiencing vandalism and security concerns, specifically Sunfish Lake Park and the Skate Park area at Alpine Park (2012) and The Draw Park (2013).

Justification

This project would reduce the incidence of vandalism and increase security.

Expenditures	2012	2013	2014	2015	2016	Total
Improvements Other than Build	15,000	20,000				35,000
Total	15,000	20,000				35,000

Funding Sources	2012	2013	2014	2015	2016	Total
Park Improvement Trust Fund	15,000	20,000				35,000
Total	15,000	20,000				35,000

Capital Improvement Program
City of Ramsey, Minnesota

2012 thru 2016

Department Park Improvements

Contact

Project #	11-PARK-001
Project Name	Park Security Enhancements



Capital Improvement Program

2012 *thru* 2016

City of Ramsey, Minnesota

Department Park Improvements

Contact

Type Improvement

Useful Life 25

Category Park Improvement

Priority 6-Planned

Status Active

Total Project Cost: \$2,500,000

Project #	11-PARK-003
Project Name	Alpine Park Winter Facilities

Description

This project shall include the construction of a chalet/warming house capable of facilitating winter equipment rentals and vending. Improvements will also include the expansion of the existing parking lot, and the construction of refrigerated rinks.

Justification

This warming house will function as a hub for winter recreation in the city with ice skating, sliding, and cross-country ski trails. Further, the existing warming house and rinks at Ramsey Elementary are in sub-standard condition.

Expenditures	2012	2013	2014	2015	2016	Total
Building Cost/Construction					750,000	750,000
Improvements Other than Build					1,750,000	1,750,000
Total					2,500,000	2,500,000

Funding Sources	2012	2013	2014	2015	2016	Total
Park Improvement Trust Fund					2,500,000	2,500,000
Total					2,500,000	2,500,000

Capital Improvement Program
City of Ramsey, Minnesota

2012 thru 2016

Department Park Improvements

Contact

Project #	11-PARK-003
Project Name	Alpine Park Winter Facilities



Capital Improvement Program

2012 *thru* 2016

City of Ramsey, Minnesota

Department Park Improvements

Contact

Type Improvement

Useful Life 25

Category Park Improvement

Priority 6-Planned

Status Active

Total Project Cost: \$25,000

Project #	12-PARK-001
Project Name	The Draw Lighting Improvements

Description

Adding lighting improvements to the recently constructed (2010) Draw Park.

Justification

The basic elements of Draw Park were completed in 2010. Users of the park have pointed out some areas with inadequate lighting. This project will add lighting to make the park more user friendly. Areas to be lit include the stairs in the amphitheater and the path along the south edge of the amphitheater.

Expenditures	2012	2013	2014	2015	2016	Total
Improvements Other than Build	25,000					25,000
Total	25,000					25,000

Funding Sources	2012	2013	2014	2015	2016	Total
Park Improvement Trust Fund	25,000					25,000
Total	25,000					25,000

Capital Improvement Program
City of Ramsey, Minnesota

2012 *thru* 2016

Department Park Improvements

Contact

Project # 12-PARK-001
Project Name The Draw Lighting Improvements



Capital Improvement Program

2012 *thru* 2016

City of Ramsey, Minnesota

Department Park Improvements

Contact

Type Improvement

Useful Life 25

Category Park Improvement

Priority 6-Planned

Status Active

Total Project Cost: \$15,000

Project # 12-PARK-002
Project Name The Draw Waterfall

Description

Adding a waterfall feature to the recently constructed (2010) park.

Justification

The pond is the supply source for the irrigation system in the park. A well was installed to provide supplemental water during dry periods. The water is piped from the well to the pond. This project would install a waterfall similar to the one in Elmerest park (though significantly smaller). Water from the well would flow over the waterfall then into the pond, creating an interesting water feature in the park.

Expenditures	2012	2013	2014	2015	2016	Total
Improvements Other than Build	15,000					15,000
Total	15,000					15,000

Funding Sources	2012	2013	2014	2015	2016	Total
Park Improvement Trust Fund	15,000					15,000
Total	15,000					15,000

Capital Improvement Program
City of Ramsey, Minnesota

2012 *thru* 2016

Department Park Improvements

Contact

Project #	12-PARK-002
Project Name	The Draw Waterfall



Capital Improvement Program

2012 *thru* 2016

City of Ramsey, Minnesota

Department Park Improvements

Contact

Type Improvement

Useful Life 25

Category Park Improvement

Priority 6-Planned

Status Active

Total Project Cost: \$15,000

Project # 12-PARK-003
Project Name The Draw Entrance Monument

Description
 Adding an entrance monument(s) to the recently constructed (2010) park.

Justification
 This project will create entrance monument(s) at The Draw aiding park patrons in locating the farmers market, concerts, and soccer and ballfield games.

Expenditures	2012	2013	2014	2015	2016	Total
Improvements Other than Build	15,000					15,000
Total	15,000					15,000

Funding Sources	2012	2013	2014	2015	2016	Total
Park Improvement Trust Fund	15,000					15,000
Total	15,000					15,000

Capital Improvement Program

2012 *thru* 2016

City of Ramsey, Minnesota

Department Park Improvements

Contact

Type Improvement

Useful Life 25

Category Park Improvement

Priority 6-Planned

Status Active

Total Project Cost: \$15,000

Project #	12-PARK-004
Project Name	The Draw Water Quality Fountains

Description
Adding aeration fountains to the recently constructed (2010) park.

Justification
This project will install fountains in the pond to circulate the water and improve water quality.

Expenditures	2012	2013	2014	2015	2016	Total
Improvements Other than Build	15,000					15,000
Total	15,000					15,000

Funding Sources	2012	2013	2014	2015	2016	Total
Park Improvement Trust Fund	15,000					15,000
Total	15,000					15,000

Capital Improvement Program
City of Ramsey, Minnesota

2012 *thru* 2016

Department Park Improvements

Contact

Project # 12-PARK-004
Project Name The Draw Water Quality Fountains



Capital Improvement Program

2012 *thru* 2016

City of Ramsey, Minnesota

Department Park Improvements

Contact

Project # 12-PARK-006

Project Name The Draw Grates

Type Improvement

Useful Life 25

Category Park Improvement

Priority 6-Planned

Status Active

Total Project Cost: \$10,000

Description

Adding stormwater grates to the recently constructed (2010) park.

Justification

This project will install grates over the pipes in the stormwater spreaders. The pipes do not have grates to prevent people and animals from entering the pipes.

Expenditures	2012	2013	2014	2015	2016	Total
Improvements Other than Build	10,000					10,000
Total	10,000					10,000

Funding Sources	2012	2013	2014	2015	2016	Total
Park Improvement Trust Fund	10,000					10,000
Total	10,000					10,000

Capital Improvement Program
City of Ramsey, Minnesota

2012 thru 2016

Department Park Improvements
Contact

Project #	12-PARK-006
Project Name	The Draw Grates



Capital Improvement Program

2012 *thru* 2016

City of Ramsey, Minnesota

Department Park Improvements

Contact

Type Improvement

Useful Life 25

Category Park Improvement

Priority 6-Planned

Status Active

Total Project Cost: \$75,000

Project # 12-PARK-007
Project Name The Draw Building

Description

Add building structure to the recently constructed (2010) Draw Park.

Justification

This project will install a building that can serve as a warming shelter for ice skaters and a summer gathering spot.

Expenditures	2012	2013	2014	2015	2016	Total
Improvements Other than Build			75,000			75,000
Total			75,000			75,000

Funding Sources	2012	2013	2014	2015	2016	Total
Park Improvement Trust Fund			75,000			75,000
Total			75,000			75,000

Capital Improvement Program
City of Ramsey, Minnesota

2012 *thru* 2016

Department Park Improvements

Contact

Project # 12-PARK-007
Project Name The Draw Building



Capital Improvement Program

2012 *thru* 2016

City of Ramsey, Minnesota

Department Park Improvements

Contact

Project # 12-PARK-008
Project Name McKinley Trail Connection to Anoka

Type Improvement

Useful Life 25

Category Park Improvement

Priority 6-Planned

Status Active

Total Project Cost: \$20,000

Description

Construct Trail along McKinley extension to connect to Anoka City Limits.

Justification

This project will construct a trail in the industrial park from the intersection of Radium and McKinley to McKinley Street in Anoka, providing non-motorized connectivity between the two cities. This project was identified as a priority at the joint Anoka and Ramsey City Council Meeting.

Expenditures	2012	2013	2014	2015	2016	Total
Improvements Other than Build	20,000					20,000
Total	20,000					20,000

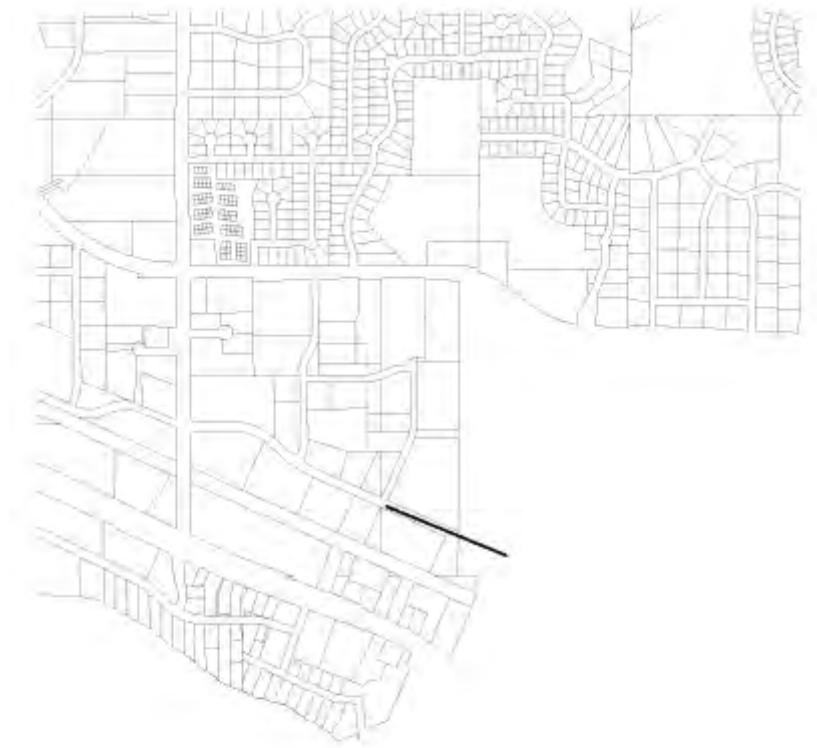
Funding Sources	2012	2013	2014	2015	2016	Total
City of Anoka	10,000					10,000
Park Improvement Trust Fund	10,000					10,000
Total	20,000					20,000


Capital Improvement Program
City of Ramsey, Minnesota

2012 *thru* 2016

Department Park Improvements
Contact

Project #	12-PARK-008
Project Name	McKinley Trail Connection to Anoka





SEWER UTILITY IMPROVEMENT

THIS PAGE INTENTIONALLY BLANK

City of Ramsey, Minnesota
Capital Improvement Program
2012 thru 2016

PROJECTS BY CATEGORY

Category	Project#	Priority	2012	2013	2014	Includes Future Projects		Total
						2015	2016	
Sewer Utility Improvement								
Abandon Liftstation Wildlife Sanctuary	04-SEW-001	6			352,000			352,000
Septage Discharge Station	04-SEW-007	6					113,500	113,500
Northeast Sanitary Sewer & Watermain Ext	05-SEW-001	6		3,495,805				3,495,805
West Mississippi Park Sewer Service	08-SEW-002	6		170,000				170,000
Abandon Lift Station River Pines	08-SEW-004	6			45,000			45,000
Replace Cabinet at Lift Station 1	12-SEW-001	6	40,000					40,000
Fire Station 1 Sanitary Sewer Service	12-SEW-002	6	20,000					20,000
Extend Sewer from Armstrong to Traprock	12-SEW-003	6		507,000				507,000
Sewer Utility Improvement Total			60,000	4,172,805	397,000		113,500	4,743,305
GRAND TOTAL			60,000	4,172,805	397,000		113,500	4,743,305

THIS PAGE INTENTIONALLY BLANK

Capital Improvement Program

2012 *thru* 2016

City of Ramsey, Minnesota

Department Sewer Utility
Contact Unassigned
Type Improvement
Useful Life 50 Years
Category Sewer Utility Improvement
Priority 6-Planned
Status Active

Project #	04-SEW-001
Project Name	Abandon Liftstation Wildlife Sanctuary

Description	Total Project Cost: \$352,000
This project involves extending a sanitary sewer approximately 1500' to the Wildlife Sanctuary lift station. This lift station can then be abandoned. This project will include easement acquisition.	

Justification
The abandonment of a lift station will eliminate the perpetual costs of power, daily inspection, mechanical maintenance and the eventual replacement of this mechanized system.
This project will be integrated with development of the adjacent property.

Expenditures	2012	2013	2014	2015	2016	Total
Land Acquisition			50,000			50,000
Building Cost/Construction			302,000			302,000
Total			352,000			352,000

Funding Sources	2012	2013	2014	2015	2016	Total
Sewer Utility Fund			352,000			352,000
Total			352,000			352,000

Capital Improvement Program

2012 *thru* 2016

City of Ramsey, Minnesota

Department Sewer Utility
Contact Unassigned
Type Improvement
Useful Life 50 Years
Category Sewer Utility Improvement
Priority 6-Planned
Status Active

Project #	04-SEW-007
Project Name	Septage Discharge Station

Description	Total Project Cost: \$113,500
<p>This project will construct a facility which will allow septic tank pumpers to discharge septage into the sanitary sewer system. The facility will be located at the Public Works Facility.</p> <p>Note to reviewers:</p> <p>Met Council is constructing a facility in Fridley to serve the north metro.</p>	

Justification
<p>The City of Ramsey has the highest number of septic systems in the 7 County Metropolitan Area. An efficient, well-located facility should reduce septic pumping costs for City residents. Project costs will be offset from revenues.</p>

Expenditures	2012	2013	2014	2015	2016	Total
Improvements Other than Build					113,500	113,500
Total					113,500	113,500

Funding Sources	2012	2013	2014	2015	2016	Total
Sewer Utility Fund					113,500	113,500
Total					113,500	113,500

Capital Improvement Program

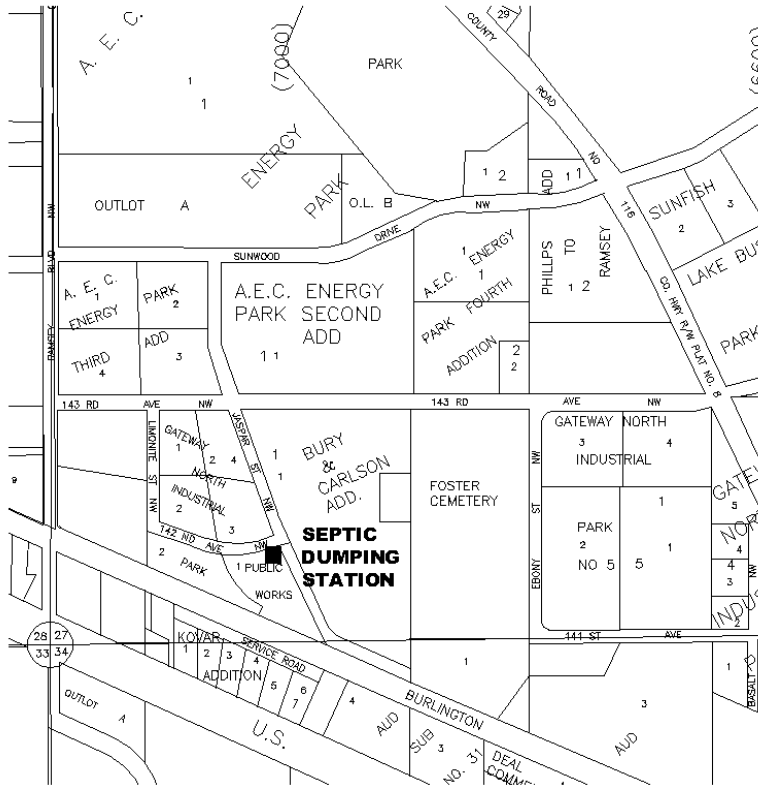
2012 thru 2016

City of Ramsey, Minnesota

Department Sewer Utility

Contact Unassigned

Project # 04-SEW-007
Project Name Septage Discharge Station



Capital Improvement Program

2012 *thru* 2016

City of Ramsey, Minnesota

Department Sewer Utility
Contact Unassigned
Type Improvement
Useful Life 50 Years
Category Sewer Utility Improvement
Priority 6-Planned
Status Active

Project #	05-SEW-001
Project Name	Northeast Sanitary Sewer & Watermain Ext

Description	Total Project Cost: \$3,495,805
To provide municipal sanitary sewer and water service to a service area northeast of its current location south of the intersection of Sunfish Boulevard and Nowthen Boulevard.	
Total Cost \$3,495,805 (20 year @4.5%) \$5,374,880 with interest	

Justification
The City has had a feasibility study prepared that has identified the alignment of sewer and watermain necessary to service this property. The redevelopment of the 167th and TH 47 area has been identified as a Strategic development goal.

Expenditures	2012	2013	2014	2015	2016	Total
Improvements Other than Build		3,495,805				3,495,805
Total		3,495,805				3,495,805

Funding Sources	2012	2013	2014	2015	2016	Total
Revenue Bonding		3,495,805				3,495,805
Total		3,495,805				3,495,805

Capital Improvement Program
City of Ramsey, Minnesota

2012 thru 2016

Department Sewer Utility

Contact Unassigned

Project #	05-SEW-001
Project Name	Northeast Sanitary Sewer & Watermain Ext



Capital Improvement Program

2012 *thru* 2016

City of Ramsey, Minnesota

Department Sewer Utility

Contact

Type Improvement

Useful Life 50 Years

Category Sewer Utility Improvement

Priority 6-Planned

Status Active

Total Project Cost: \$170,000

Project #	08-SEW-002
Project Name	West Mississippi Park Sewer Service

Description

West Mississippi Park is expected to develop and will require sanitary sewer service.

Total water & sewer improvements - \$310,000.

Justification

It is anticipated West Mississippi Park will be developed and will require sewer and water service. This project will provide the sewer service for the park improvements. The schedule for this work will be coordinated with the park improvements and will not proceed independently.

This work will be coordinated with construction of a frontage road south of TH 10.

Expenditures	2012	2013	2014	2015	2016	Total
Improvements Other than Build		170,000				170,000
Total		170,000				170,000

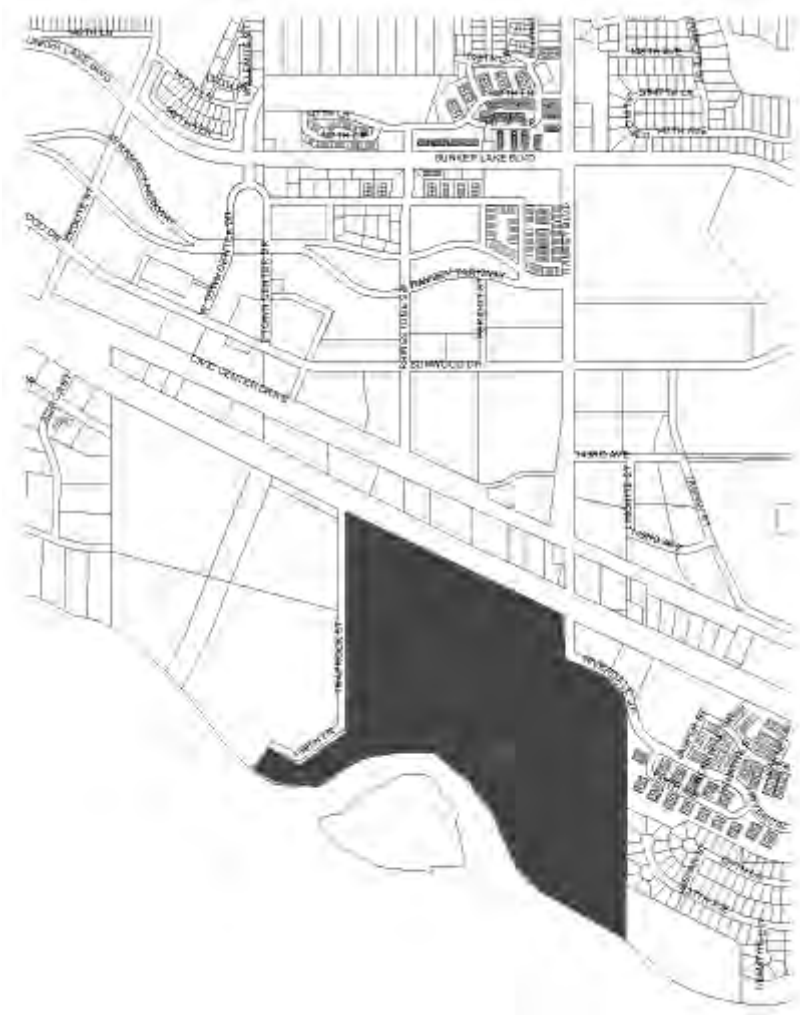
Funding Sources	2012	2013	2014	2015	2016	Total
Sewer Utility Fund		170,000				170,000
Total		170,000				170,000

Capital Improvement Program
City of Ramsey, Minnesota

2012 *thru* 2016

Department Sewer Utility
Contact

Project # 08-SEW-002
Project Name West Mississippi Park Sewer Service



Capital Improvement Program

2012 *thru* 2016

City of Ramsey, Minnesota

Department Sewer Utility

Contact

Type Improvement

Useful Life 50 Years

Category Sewer Utility Improvement

Priority 6-Planned

Status Active

Total Project Cost: \$45,000

Project #	08-SEW-004
Project Name	Abandon Lift Station River Pines

Description

This project involves extending the gravity sewer from Rum River Meadows to the River Pines Lift Station and abandoning the River Pines Lift Station.
 Total Project \$120,000

Justification

The abandonment of a lift station will eliminate the perpetual costs of power, daily inspection, mechanical maintenance and the eventual replacement of this mechanized system.
 This project will be integrated with the Rum River Prairie project.

Expenditures	2012	2013	2014	2015	2016	Total
Improvements Other than Build			45,000			45,000
Total			45,000			45,000

Funding Sources	2012	2013	2014	2015	2016	Total
Sewer Utility Fund			45,000			45,000
Total			45,000			45,000

Capital Improvement Program
City of Ramsey, Minnesota

2012 *thru* 2016

Department Sewer Utility
Contact

Project #	08-SEW-004
Project Name	Abandon Lift Station River Pines



Capital Improvement Program

2012 *thru* 2016

City of Ramsey, Minnesota

Department Sewer Utility

Contact

Type Improvement

Useful Life 50 Years

Category Sewer Utility Improvement

Priority 6-Planned

Status Active

Total Project Cost: \$40,000

Project #	12-SEW-001
Project Name	Replace Cabinet at Lift Station 1

Description

Lift Station 1 is located at Dolomite and 137th Avenue and was the first lift station installed

Justification

Lift Station 1 was installed in 1990. Improvements in control technology has required installation of a new cabinet. The original cabinet is outdated and in need of replacement

Expenditures	2012	2013	2014	2015	2016	Total
Improvements Other than Build	40,000					40,000
Total	40,000					40,000

Funding Sources	2012	2013	2014	2015	2016	Total
Sewer Utility Fund	40,000					40,000
Total	40,000					40,000

Capital Improvement Program
City of Ramsey, Minnesota

2012 thru 2016

Department Sewer Utility
Contact

Project #	12-SEW-001
Project Name	Replace Cabinet at Lift Station 1



Capital Improvement Program

2012 *thru* 2016

City of Ramsey, Minnesota

Department Sewer Utility

Contact

Type Improvement

Useful Life 50 Years

Category Sewer Utility Improvement

Priority 6-Planned

Status Active

Total Project Cost: \$20,000

Project #	12-SEW-002
Project Name	Fire Station 1 Sanitary Sewer Service

Description

Sanitary Sewer was extened to the Fire Station Property in 2011. This project will extend sanitary sewer into the fire station in conjunction with City Water.

Justification

Extending sanitary sewer will allow removal of the septic tank and drainfield.

Expenditures	2012	2013	2014	2015	2016	Total
Improvements Other than Build	20,000					20,000
Total	20,000					20,000

Funding Sources	2012	2013	2014	2015	2016	Total
Sewer Utility Fund	20,000					20,000
Total	20,000					20,000

Capital Improvement Program
City of Ramsey, Minnesota

2012 *thru* 2016

Department Sewer Utility
Contact

Project # 12-SEW-002
Project Name Fire Station 1 Sanitary Sewer Service



Capital Improvement Program

2012 *thru* 2016

City of Ramsey, Minnesota

Department Sewer Utility

Contact

Type Improvement

Useful Life 50 Years

Category Sewer Utility Improvement

Priority 6-Planned

Status Active

Total Project Cost: \$507,000

Project #	12-SEW-003
Project Name	Extend Sewer from Armstrong to Traprock

Description

The City is applying for a grant to extend Riverdale Drive from Alpaca to Traprock street. This project will install sanitary sewer to serve new development in conjunction with construction of the street.

Justification

Constructing the sanitary sewer in conjunction with the street will eliminate the need to dig up the road in the future.

Expenditures	2012	2013	2014	2015	2016	Total
Improvements Other than Build		507,000				507,000
Total		507,000				507,000

Funding Sources	2012	2013	2014	2015	2016	Total
Sewer Utility Fund		507,000				507,000
Total		507,000				507,000

Capital Improvement Program
City of Ramsey, Minnesota

2012 *thru* 2016


Department Sewer Utility

Contact

Project # 12-SEW-003

Project Name Extend Sewer from Armstrong to Traprock





SITE ACQUISITION

THIS PAGE INTENTIONALLY BLANK

City of Ramsey, Minnesota
Capital Improvement Program
2012 thru 2016

PROJECTS BY CATEGORY

Category	Project#	Priority	2012	2013	2014	Includes Future Projects		Total
						2015	2016	
Site Acquisition								
Sixth Community Park (north central Ramsey)	06-ACQ-001	6					1,000,000	1,000,000
Acquire outlots "A" in Rivers Bluff and Reilly Est	06-ACQ-002	5					20,000	20,000
Bunker Lake Extension Prop ROW to Alpine Drive	07-ACQ-003	6		1,500,000				1,500,000
Site Acquisition for Water Treatment Plant	07-ACQ-004	6		1,000,000				1,000,000
Johnson Brothers	07-ACQ-005	6			415,300			415,300
Denny Sharp Properties	07-ACQ-006	6			600,000			600,000
Alpaca Estates Outlot	08-ACQ-002	6					35,000	35,000
Land for Future Fire Station #4	09-ACQ-006	6		100,000				100,000
D & P Properties Inc.	10-ACQ-002	6			700,000			700,000
Vacant Healthquest Site	10-ACQ-003	6			900,000			900,000
167th Avenue Commercial Property	12-ACQ-001	6	500,000					500,000
Site Acquisition Total			500,000	2,600,000	2,615,300		1,055,000	6,770,300
GRAND TOTAL			500,000	2,600,000	2,615,300		1,055,000	6,770,300

THIS PAGE INTENTIONALLY BLANK

Capital Improvement Program

2012 *thru* 2016

City of Ramsey, Minnesota

Department Site Acquisitions

Contact

Type Land

Useful Life Unassigned

Category Site Acquisition

Priority 6-Planned

Status Active

Total Project Cost: \$1,000,000

Project #	06-ACQ-001
Project Name	Sixth Community Park (north central Ramsey)

Description

The park location has not been determined, but may be expected to be sited north of Trott Brook and generally geographically central.
 The park should have a minimum of 60 acres of usable land.

Justification

Given the projected build-out of Ramsey, it is anticipated that a sixth Community Park will be required to meet the needs of the existing and future residents.
 A joint powers agreement for funding and O & M may be explored with Burns Township.

Expenditures	2012	2013	2014	2015	2016	Total
Land Acquisition					1,000,000	1,000,000
Total					1,000,000	1,000,000

Funding Sources	2012	2013	2014	2015	2016	Total
City of Nowthen					0	0
Park Improvement Trust Fund					1,000,000	1,000,000
Total					1,000,000	1,000,000

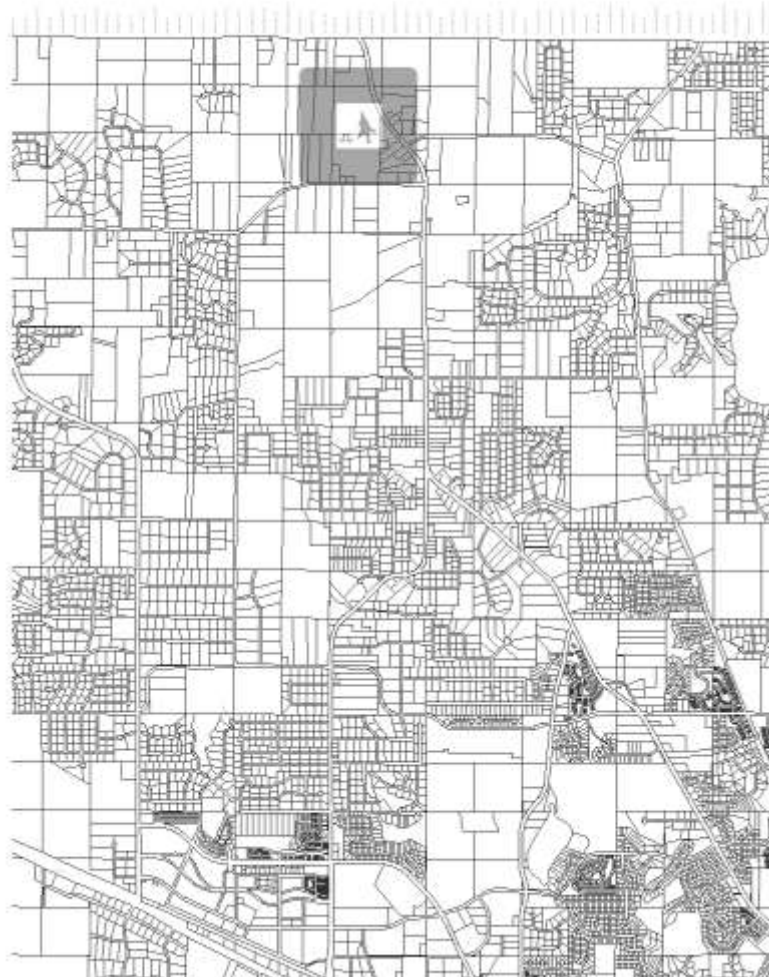
Capital Improvement Program
City of Ramsey, Minnesota

2012 thru 2016

Department Site Acquisitions

Contact

Project # 06-ACQ-001
Project Name Sixth Community Park (north central Ramsey)



Capital Improvement Program

2012 *thru* 2016

City of Ramsey, Minnesota

Department Site Acquisitions

Contact

Type Land

Useful Life Unassigned

Category Site Acquisition

Priority 5 Future Consideration

Status Future Consideration

Total Project Cost: \$20,000

Project #	06-ACQ-002
Project Name	Acquire outlots "A" in Rivers Bluff and Reilly Est

Description

Along the Rum River in the central part of the city are separate outlots owned by two homeowners associations. Both are very attractive, wooded parcels and connected to existing trail corridors. This project may entail the donation of the land in exchange for passive improvements such as trails, picnic areas or fishing.

Justification

The associations would benefit by realizing these amenities near their homes. The \$20,000 expense represents an estimate for real-estate transaction costs, and perhaps park planning to promote the donation. The park plans would generate the development cost projections.

Expenditures	2012	2013	2014	2015	2016	Total
Land Acquisition					20,000	20,000
Total					20,000	20,000

Funding Sources	2012	2013	2014	2015	2016	Total
Park Improvement Trust Fund					20,000	20,000
Total					20,000	20,000

Capital Improvement Program
City of Ramsey, Minnesota

2012 *thru* 2016

Department Site Acquisitions
Contact

Project # 06-ACQ-002
Project Name Acquire outlots "A" in Rivers Bluff and Reilly Est



Capital Improvement Program

2012 *thru* 2016

City of Ramsey, Minnesota

Department Site Acquisitions

Contact

Type Land

Useful Life

Category Site Acquisition

Priority 6-Planned

Status Active

Total Project Cost: \$1,500,000

Project #	07-ACQ-003
Project Name	Bunker Lake Extension Prop ROW to Alpine Drive

Description

This project consists of the extension of Bunker Lake Blvd from the limit of Project 07-ACQ-001 at Puma Street westward to Alpine Drive.

Justification

This street extension would provide a second collector access to the development to the east as well as providing access to addition lands west of Puma Street.

Expenditures	2012	2013	2014	2015	2016	Total
Land Acquisition		1,500,000				1,500,000
Total		1,500,000				1,500,000

Funding Sources	2012	2013	2014	2015	2016	Total
Developer Fees		1,500,000				1,500,000
Total		1,500,000				1,500,000

Capital Improvement Program
City of Ramsey, Minnesota

2012 thru 2016

Department Site Acquisitions

Contact

Project # 07-ACQ-003

Project Name Bunker Lake Extension Prop ROW to Alpine Drive



Capital Improvement Program

2012 *thru* 2016

City of Ramsey, Minnesota

Department Site Acquisitions

Contact

Type Land

Useful Life

Category Site Acquisition

Priority 6-Planned

Status Active

Total Project Cost: \$1,000,000

Project #	07-ACQ-004
Project Name	Site Acquisition for Water Treatment Plant

Description

The Comprehensive water plan identified the need for a water treatment plant to serve the water demand for the City. Site acquisition should be started so that the site is available when design of the plant is authorized.

This work should include negotiating first right of refusal for the property.

The process will include acquisition of the River bank intake and transmission line route.

Justification

The treatment plant will provide more aesthetically pleasing water, eliminate staining, reduce fouling of water softness and improve the taste and odor of the water. With iron removed, the use of polyphosphate can be reduced or eliminated, resulting in an environmental benefit.

Expenditures	2012	2013	2014	2015	2016	Total
Land Acquisition		1,000,000				1,000,000
Total		1,000,000				1,000,000

Funding Sources	2012	2013	2014	2015	2016	Total
Water Utility Fund		1,000,000				1,000,000
Total		1,000,000				1,000,000

Capital Improvement Program
City of Ramsey, Minnesota

2012 *thru* 2016

Department Site Acquisitions

Contact

Project # 07-ACQ-004

Project Name Site Acquisition for Water Treatment Plant



Capital Improvement Program

2012 *thru* 2016

City of Ramsey, Minnesota

Department Site Acquisitions

Contact

Type Land

Useful Life

Category Site Acquisition

Priority 6-Planned

Status Active

Total Project Cost: \$415,300

Project #	07-ACQ-005
Project Name	Johnson Brothers

Description	
6109 Bunker Lake Blvd NW PID#: 353225210030	
Justification	
Redevelopment of Property in TIF District #2	

Expenditures	2012	2013	2014	2015	2016	Total
Land Acquisition			415,300			415,300
Total			415,300			415,300

Funding Sources	2012	2013	2014	2015	2016	Total
Tax Increment Fund #2			415,300			415,300
Total			415,300			415,300

Capital Improvement Program
City of Ramsey, Minnesota

2012 *thru* 2016

Department Site Acquisitions

Contact

Project # 07-ACQ-005
Project Name Johnson Brothers



Capital Improvement Program

2012 *thru* 2016

City of Ramsey, Minnesota

Department Site Acquisitions

Contact

Type Land

Useful Life

Category Site Acquisition

Priority 6-Planned

Status Active

Total Project Cost: \$600,000

Project #	07-ACQ-006
Project Name	Denny Sharp Properties

Description	
6300 Bunker Lake Blvd NW PID: 353225220009	
Justification	
Redevelopment of property in TIF District #2	

Expenditures	2012	2013	2014	2015	2016	Total
Land Acquisition			600,000			600,000
Total			600,000			600,000

Funding Sources	2012	2013	2014	2015	2016	Total
Tax Increment Fund #2			600,000			600,000
Total			600,000			600,000

Capital Improvement Program

2012 *thru* 2016

City of Ramsey, Minnesota

Department Site Acquisitions

Contact

Type Land

Useful Life

Category Site Acquisition

Priority 6-Planned

Status Active

Total Project Cost: \$35,000

Project #	08-ACQ-002
Project Name	Alpaca Estates Outlot

Description

This lot was not large enough to build on when the plat was filed.

Justification

This lot was the subject of a development proposal to build a single family home. The proposal was denied. Acquisition of this outlot would provide river access in this area.

Expenditures	2012	2013	2014	2015	2016	Total
Land Acquisition					35,000	35,000
Total					35,000	35,000

Funding Sources	2012	2013	2014	2015	2016	Total
Park Improvement Trust Fund					35,000	35,000
Total					35,000	35,000

Capital Improvement Program

2012 *thru* 2016

City of Ramsey, Minnesota

Department Site Acquisitions

Contact

Type Land

Useful Life

Category Site Acquisition

Priority 6-Planned

Status Active

Total Project Cost: \$100,000

Project #	09-ACQ-006
Project Name	Land for Future Fire Station #4

Description	
Acquisition of property for future fire station #4.	

Justification	
Even with the Nowthen/Ramsey joint fire service agreement, a location for a 3rd Ramsey Fire Station should continue to be looked at. Location would be centralized in the upper 1/3 of Ramsey.	

Expenditures	2012	2013	2014	2015	2016	Total
Land Acquisition		100,000				100,000
Total		100,000				100,000

Funding Sources	2012	2013	2014	2015	2016	Total
Facility Fund		100,000				100,000
Total		100,000				100,000

Capital Improvement Program

2012 thru 2016

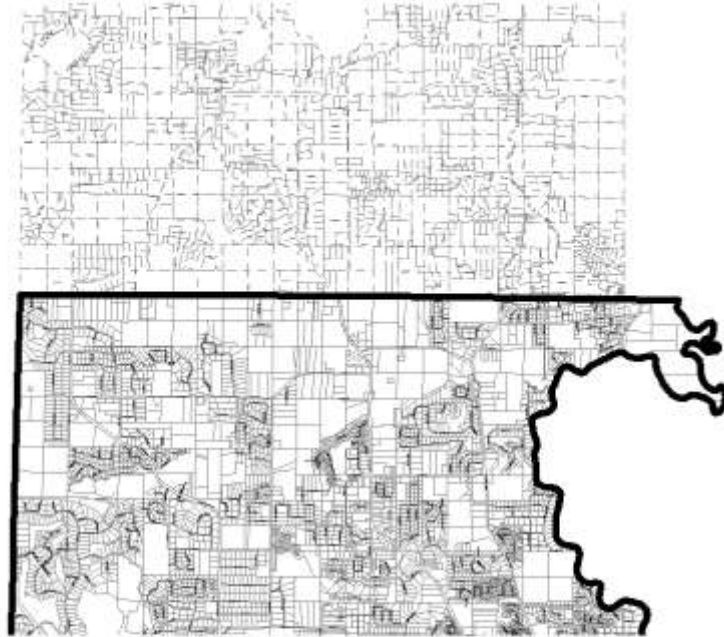
City of Ramsey, Minnesota

Department Site Acquisitions

Contact

Project # 09-ACQ-006

Project Name Land for Future Fire Station #4



Capital Improvement Program

2012 *thru* 2016

City of Ramsey, Minnesota

Department Site Acquisitions

Contact

Type Land

Useful Life

Category Site Acquisition

Priority 6-Planned

Status Active

Total Project Cost: \$700,000

Project #	10-ACQ-002
Project Name	D & P Properties Inc.

Description	
14059 Sunfish Lake Blvd NW PID#27-32-25-22-0010	
Justification	
Redevelopment of property within Tax Increment Financing District No. 2	

Expenditures	2012	2013	2014	2015	2016	Total
Land Acquisition			700,000			700,000
Total			700,000			700,000

Funding Sources	2012	2013	2014	2015	2016	Total
Tax Increment Fund #2			700,000			700,000
Total			700,000			700,000

Capital Improvement Program
City of Ramsey, Minnesota

2012 *thru* 2016

Department Site Acquisitions

Contact

Project # 10-ACQ-002
Project Name D & P Properties Inc.



Capital Improvement Program

2012 *thru* 2016

City of Ramsey, Minnesota

Department Site Acquisitions

Contact

Type Land

Useful Life

Category Site Acquisition

Priority 6-Planned

Status Active

Total Project Cost: \$900,000

Project #	10-ACQ-003
Project Name	Vacant Healthquest Site

Description
14100 Sunfish Lake Blvd NW PID#27-32-25-44-0012

Justification
Redevelopment of property within Tax Increment Financing District No 2. Property has been vacant since 2008 and has not been maintained.

Expenditures	2012	2013	2014	2015	2016	Total
Land Acquisition			900,000			900,000
Total			900,000			900,000

Funding Sources	2012	2013	2014	2015	2016	Total
Tax Increment Fund #2			900,000			900,000
Total			900,000			900,000

Capital Improvement Program
City of Ramsey, Minnesota

2012 *thru* 2016

Department Site Acquisitions

Contact

Project # 10-ACQ-003

Project Name Vacant Healthquest Site



Capital Improvement Program

2012 *thru* 2016

City of Ramsey, Minnesota

Department Site Acquisitions

Contact

Type Land

Useful Life

Category Site Acquisition

Priority 6-Planned

Status Active

Total Project Cost: \$500,000

Project #	12-ACQ-001
Project Name	167th Avenue Commercial Property

Description	
Purchase of land and demolition of vacant grocery store, and the purchase of the vacant bank building.	

Justification	
Clean up area of corner of 167th Avenue & Hwy 47 to make it site ready for redevelopment activities.	

Expenditures	2012	2013	2014	2015	2016	Total
Land Acquisition	425,000					425,000
Improvements Other than Build	75,000					75,000
Total	500,000					500,000

Funding Sources	2012	2013	2014	2015	2016	Total
EDA	500,000					500,000
Total	500,000					500,000


Capital Improvement Program
City of Ramsey, Minnesota

2012 *thru* 2016

Department Site Acquisitions
Contact

Project # 12-ACQ-001
Project Name 167th Avenue Commercial Property





STORM WATER UTILITY IMPROVEMENT

THIS PAGE INTENTIONALLY BLANK

City of Ramsey, Minnesota
Capital Improvement Program
 2012 thru 2016

PROJECTS BY CATEGORY

Category	Project#	Priority	2012	2013	2014	Includes Future Projects		Total
						2015	2016	
Storm Water Utility Improvement								
Annual Sediment Pond Cleaning	04-STRM-004	6	50,000	25,000	25,000	25,000	25,000	150,000
County Ditch #43 Cleaning	04-STRM-005	6					150,000	150,000
RTC Bunker Lake Blvd (Armstrong to Ramsey Blvd)	04-STRM-011	6		560,000				560,000
West Mississippi Outlet	04-STRM-014	5					250,000	250,000
Annual Drainage Enhancements	11-STRM-001	6	75,000	75,000	75,000	75,000		300,000
River Storm Water Discharge Treatment	11-STRM-002	6	75,000	75,000	75,000	75,000	75,000	375,000
Whispering Pines Estates Plat 2 Storm Sewer	11-STRM-003	6				330,000		330,000
Stormwater Drainage Improvements	12-STRM-001	6	110,000	380,000				490,000
Storm Water Utility Improvement Total			310,000	1,115,000	175,000	505,000	500,000	2,605,000
GRAND TOTAL			310,000	1,115,000	175,000	505,000	500,000	2,605,000

THIS PAGE INTENTIONALLY BLANK

Capital Improvement Program

2012 *thru* 2016

City of Ramsey, Minnesota

Department Stormwater Utility
Contact Unassigned
Type Improvement
Useful Life 50 Years
Category Storm Water Utility Improvem
Priority 6-Planned
Status Active

Project #	04-STRM-004
Project Name	Annual Sediment Pond Cleaning

Description	Total Project Cost: \$150,000
This is proposed as an annual project to clean sediment from stormwater detention ponds.	

Justification
Water quality requirements demand that stormwater discharged to public waters must first receive treatment. Sediment ponds provide this treatment. These ponds must be cleaned of sediment to maintain their effectiveness.

Expenditures	2012	2013	2014	2015	2016	Total
Improvements Other than Build	50,000	25,000	25,000	25,000	25,000	150,000
Total	50,000	25,000	25,000	25,000	25,000	150,000

Funding Sources	2012	2013	2014	2015	2016	Total
Storm Water Utility Fund	50,000	25,000	25,000	25,000	25,000	150,000
Total	50,000	25,000	25,000	25,000	25,000	150,000

Capital Improvement Program

2012 thru 2016

City of Ramsey, Minnesota

Department Stormwater Utility

Contact Unassigned

Project #	04-STRM-004
Project Name	Annual Sediment Pond Cleaning



Capital Improvement Program

2012 *thru* 2016

City of Ramsey, Minnesota

Department Stormwater Utility
Contact Unassigned
Type Improvement
Useful Life Unassigned
Category Storm Water Utility Improvem
Priority 6-Planned
Status Active

Project #	04-STRM-005
Project Name	County Ditch #43 Cleaning

Description

Total Project Cost: \$150,000

County Ditch #43 drains an area of the City known as District Forty Three which extends north roughly to 153rd Ave and west to County Road #57. It has been storm sewered through the Flintwood Hills and River's Bend subdivisions and flows into the wetlands in River's Bend Park. The City will explore joint powers agreement with the WMO to determine if WMO can maintain the County ditch system. This project will also enhance the portions of Protected Wetland north of Sunwood Drive. It is anticipated that the project will take place concurrent with the development of the vacant parcel located between Sunfish Lake Boulevard and County Ditch 43.

Justification

The extreme northern portion of Ditch #43 has long been overgrown with vegetation and its pathway is barely distinguishable. The catch basin outlets on 153rd Ave are frequently submerged and freeze closed in winter causing the street to flood and freeze. Re-ditching approximately 1600' would serve to provide better drainage. This project will also fulfill a commitment made to the DNR during the construction of Sunwood Drive's bridge over Wetland 114p to improve that wetland.

Expenditures	2012	2013	2014	2015	2016	Total
Improvements Other than Build					150,000	150,000
Total					150,000	150,000

Funding Sources	2012	2013	2014	2015	2016	Total
Storm Water Utility Fund					150,000	150,000
Total					150,000	150,000

Capital Improvement Program
City of Ramsey, Minnesota

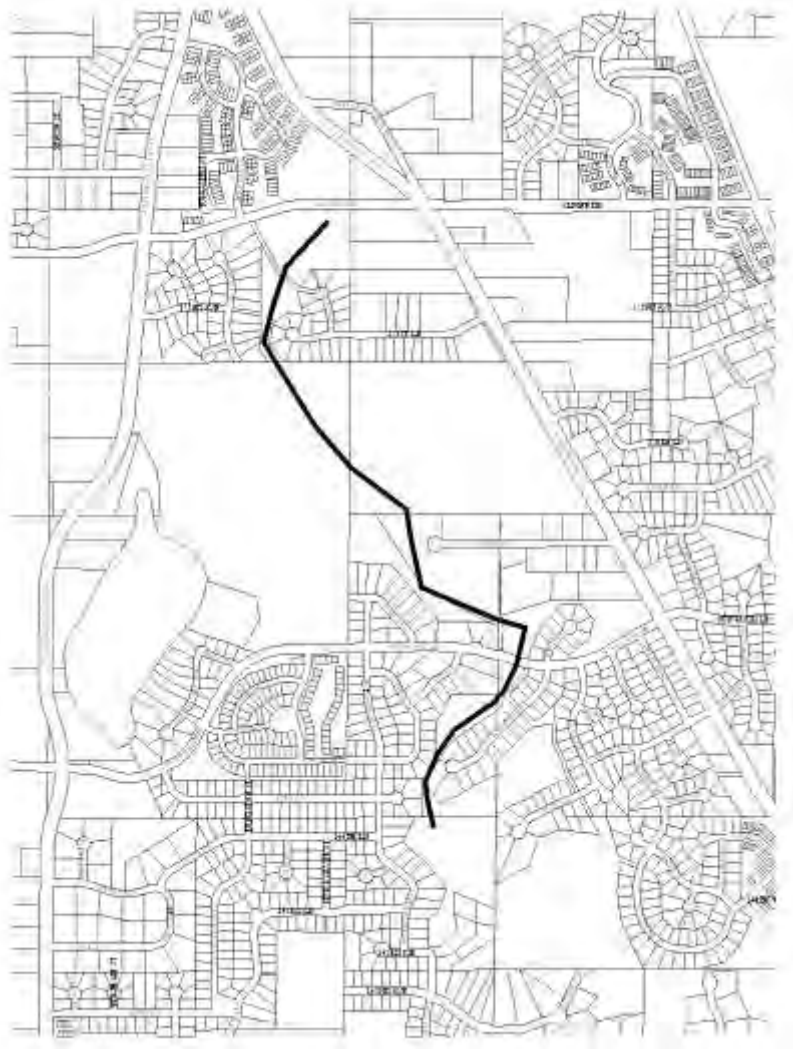
2012 *thru* 2016

Department Stormwater Utility

Contact Unassigned

Project # 04-STRM-005

Project Name County Ditch #43 Cleaning



Capital Improvement Program

2012 *thru* 2016

City of Ramsey, Minnesota

Department Stormwater Utility
Contact Unassigned
Type Improvement
Useful Life 50 Years
Category Storm Water Utility Improvem
Priority 6-Planned
Status Active

Project #	04-STRM-011
Project Name	RTC Bunker Lake Blvd (Armstrong to Ramsey Blvd)

Description	Total Project Cost: \$560,000
Upgrades Bunker Lake Blvd between Armstrong and Ramsey Blvds, necessitated by Ramsey Town Center Development. Upgrades include traffic signals at Rhinestone St., Town Center Drive and Zeolite Streets adjacent to RTC. Offsite improvements include a traffic signal at Sunfish Lake Blvd.	
Total Cost for Bunker Lake Blvd. = \$3,419,000 Total Cost for Regional Roadway improvements = \$14,607,860	
Bonded amount \$560,000 @ 10 years @ 5% int = \$712,710	

Justification
The construction of Ramsey Town Center will add additional traffic to Bunker Lake Blvd. This project will upgrade Armstrong Blvd and the intersection at Bunker Lake and Hwy 10 to better handle the traffic.
See projects RTC Armstrong, RTC Hwy 10 and RTC Ramsey Blvd.

Expenditures	2012	2013	2014	2015	2016	Total
Improvements Other than Build		560,000				560,000
Total		560,000				560,000

Funding Sources	2012	2013	2014	2015	2016	Total
Storm Water Utility Fund		560,000				560,000
Total		560,000				560,000

Capital Improvement Program
City of Ramsey, Minnesota

2012 *thru* 2016

Department Stormwater Utility

Contact Unassigned

Project # 04-STRM-011
Project Name RTC Bunker Lake Blvd (Armstrong to Ramsey Blvd)



Capital Improvement Program

2012 *thru* 2016

City of Ramsey, Minnesota

Department Stormwater Utility
Contact Unassigned
Type Improvement
Useful Life 50 Years
Category Storm Water Utility Improvem
Priority 5 Future Consideration
Status Future Consideration

Project #	04-STRM-014
Project Name	West Mississippi Outlet

Description

Total Project Cost: \$250,000

It is proposed to construct a 54" outlet from the existing Regional Storm Pond located at Hwy 10 and Alpine Drive southward to the Mississippi River.

Justification

The area south of the tracks and west of Bowers Drive has the potential for development but is constrained by the fact that there is no storm water outlet for the area. The construction of this outlet would eliminate that constraint.

This project would be tied to a development proposal in the benefited addition.

Expenditures	2012	2013	2014	2015	2016	Total
Land Acquisition					50,000	50,000
Improvements Other than Build					200,000	200,000
Total					250,000	250,000

Funding Sources	2012	2013	2014	2015	2016	Total
Storm Water Utility Fund					250,000	250,000
Total					250,000	250,000

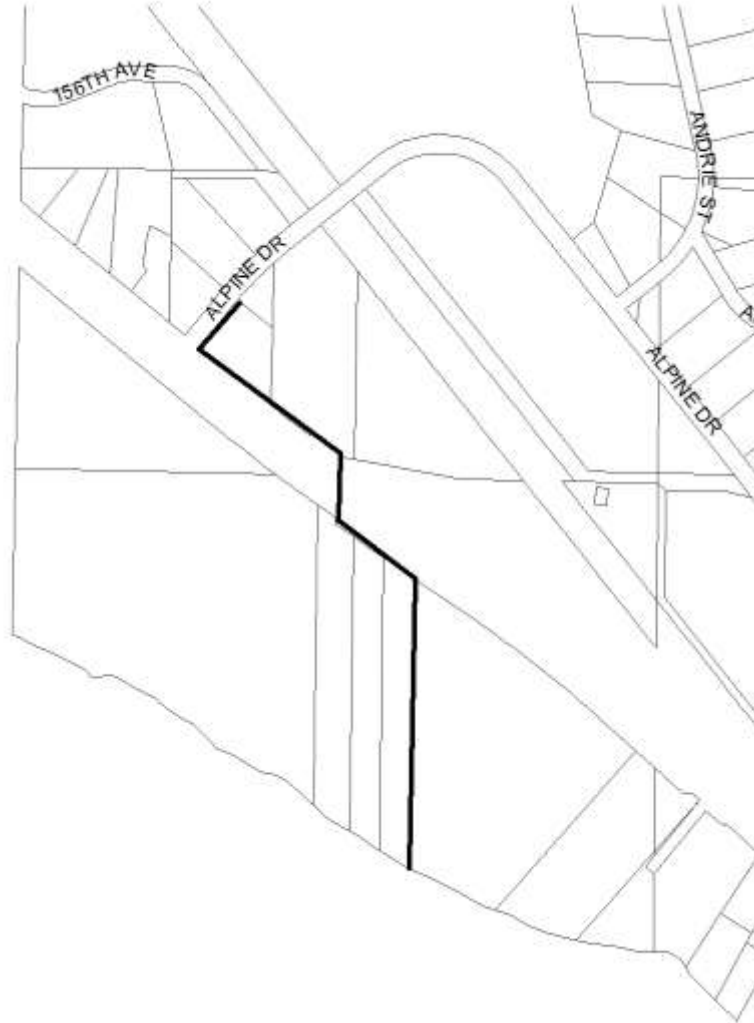
Capital Improvement Program
City of Ramsey, Minnesota

2012 *thru* 2016

Department Stormwater Utility

Contact Unassigned

Project # 04-STRM-014
Project Name West Mississippi Outlet



Capital Improvement Program

2012 *thru* 2016

City of Ramsey, Minnesota

Department Stormwater Utility

Contact

Project # 11-STRM-001
Project Name Annual Drainage Enhancements

Type Improvement

Useful Life 50 Years

Category Storm Water Utility Improvem

Priority 6-Planned

Status Active

Total Project Cost: \$375,000

Description

This program will address existing drainage problems which have been reviewed and prioritized by staff and Council. In 2011 - 156th Avenue & Armstrong Blvd

Justification

Numerous drainage issues are brought to the attention of staff each year. Priority will be focused on projects involving other scheduled construction to minimize costs.

Prior	Expenditures	2012	2013	2014	2015	2016	Total
75,000	Improvements Other than Build	75,000	75,000	75,000	75,000		300,000
Total	Total	75,000	75,000	75,000	75,000		300,000

Prior	Funding Sources	2012	2013	2014	2015	2016	Total
75,000	Storm Water Utility Fund	75,000	75,000	75,000	75,000		300,000
Total	Total	75,000	75,000	75,000	75,000		300,000

Capital Improvement Program

2012 thru 2016

City of Ramsey, Minnesota

Department Stormwater Utility

Contact

Project #	11-STRM-001
Project Name	Annual Drainage Enhancements



Capital Improvement Program

2012 *thru* 2016

City of Ramsey, Minnesota

Department Stormwater Utility

Contact

Type Improvement

Useful Life 50 Years

Category Storm Water Utility Improvem

Priority 6-Planned

Status Active

Total Project Cost: \$375,000

Project # 11-STRM-002

Project Name River Storm Water Discharge Treatment

Description

This project will provide treatment for storm water structures that discharge directly into the Rum River and Mississippi River without quality treatment.

Justification

These existing storm water discharges were constructed at a time when quality treatment was not required. There are currently a dozen such discharges in the city. This work will be including in areas scheduled for street work other construction to minimize costs and inconvenience to the public.

Expenditures	2012	2013	2014	2015	2016	Total
Improvements Other than Build	75,000	75,000	75,000	75,000	75,000	375,000
Total	75,000	75,000	75,000	75,000	75,000	375,000

Funding Sources	2012	2013	2014	2015	2016	Total
Storm Water Utility Fund	75,000	75,000	75,000	75,000	75,000	375,000
Total	75,000	75,000	75,000	75,000	75,000	375,000

Capital Improvement Program

2012 thru 2016

City of Ramsey, Minnesota

Department Stormwater Utility

Contact

Project # 11-STRM-002

Project Name River Storm Water Discharge Treatment



Capital Improvement Program

2012 *thru* 2016

City of Ramsey, Minnesota

Department Stormwater Utility

Contact

Type Improvement

Useful Life 50 Years

Category Storm Water Utility Improvem

Priority 6-Planned

Status Active

Total Project Cost: \$330,000

Project #	11-STRM-003
Project Name	Whispering Pines Estates Plat 2 Storm Sewer

Description

Install storm sewer in Whispering Pines Estate Plat 2. The plat is located west of Armstrong Blvd and south of Alpine Drive.

Justification

The Plat was developed with unpaved streets, ditches, and driveway culverts. The project was subsequently paved. The ditches and driveway culverts have sunken in over time. Residents near the high side of the Plat have experienced driveway flooding and washout. This project would install storm sewer and address drainage throughout the Plat.

Expenditures	2012	2013	2014	2015	2016	Total
Improvements Other than Build				330,000		330,000
Total				330,000		330,000

Funding Sources	2012	2013	2014	2015	2016	Total
Storm Water Utility Fund				330,000		330,000
Total				330,000		330,000

Capital Improvement Program
City of Ramsey, Minnesota

2012 *thru* 2016

Department Stormwater Utility
Contact

Project # 11-STRM-003
Project Name Whispering Pines Estates Plat 2 Storm Sewer



Capital Improvement Program

2012 *thru* 2016

City of Ramsey, Minnesota

Department Stormwater Utility

Contact

Type Improvement

Useful Life 50 Years

Category Storm Water Utility Improvem

Priority 6-Planned

Status Active

Total Project Cost: \$490,000

Project #	12-STRM-001
Project Name	Stormwater Drainage Improvements

Description

This project will address stormwater drainage problems reported in 2011.

Justification

These projects will add storm sewer pipe, clean ditches and address standing water concerns.

- 156th and Armstrong - Clean ditch or add storm sewer 2012 \$ 30,000
- TH47 at 149th - Revise pond outlet structure, clean downstream pipes 2012 \$ 10,000
- Rum River Hills Golf Course - Replace outlet pipe and control structure 2012 \$ 60,000
- 156th Lane and Juniper Ridge Drive - Install pipe to relieve water backing up in existing pipes 2013 \$ 350,000
- 167th and Sodium - Clean roadside ditches and check downstream drainage ways 2012 \$ 10,000
- Riverdale Drive (E. of Dolomite) - Water treatment structure installation to improve watershed 2013 \$30,000.

Expenditures	2012	2013	2014	2015	2016	Total
Improvements Other than Build	110,000	380,000				490,000
Total	110,000	380,000				490,000

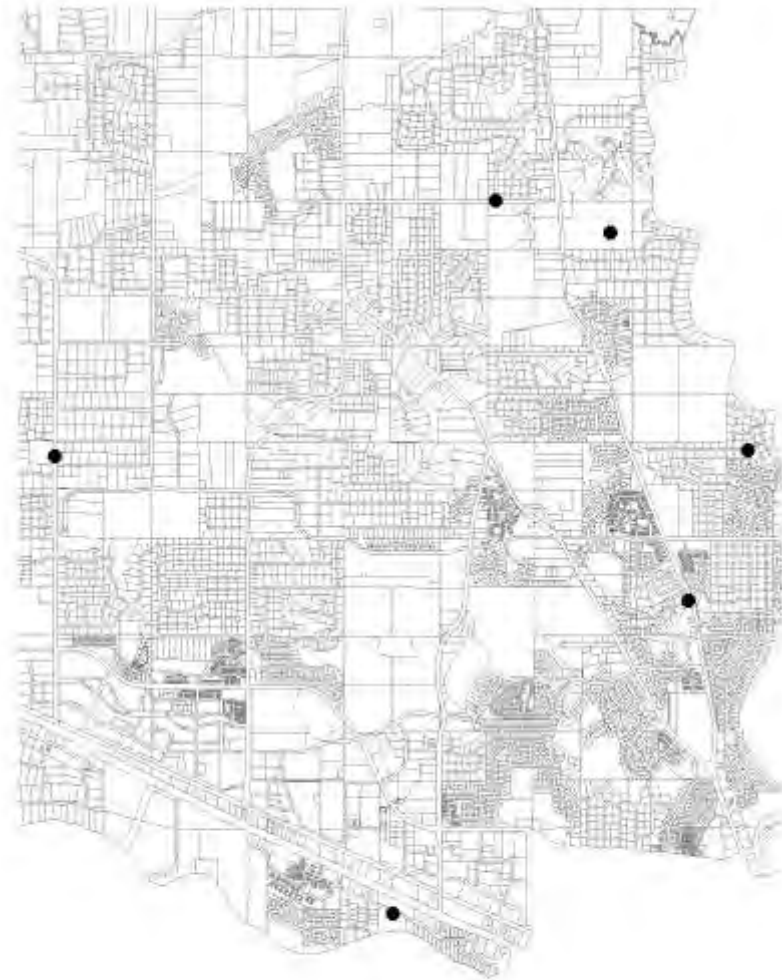
Funding Sources	2012	2013	2014	2015	2016	Total
Storm Water Utility Fund	110,000	380,000				490,000
Total	110,000	380,000				490,000


Capital Improvement Program
City of Ramsey, Minnesota

2012 thru 2016

Department Stormwater Utility
Contact

Project #	12-STRM-001
Project Name	Stormwater Drainage Improvements





STREET IMPROVEMENT

THIS PAGE INTENTIONALLY BLANK

City of Ramsey, Minnesota
Capital Improvement Program
 2012 thru 2016

PROJECTS BY CATEGORY

Category	Project#	Priority	2012	2013	2014	Includes Future Projects		Total
						2015	2016	
Street Improvement								
Annual Street Reconstruction Program	04-STR-001	6	510,000	530,000	550,000	570,000	590,000	2,750,000
County Road #116 (Dysprosium St. to CR #57)	04-STR-003	6	600,000					600,000
McKinley Street	04-STR-006	6					1,250,000	1,250,000
North Highway 10 Frontage Road	04-STR-007	5					440,000	440,000
Zeolite Roadway Improvements	04-STR-012	6		400,000				400,000
RTC Bunker Lake Blvd (Armstrong to Ramsey Blvd)	04-STR-014	6		3,010,000				3,010,000
Variolite Street (Alpine Dr. to Ramsey Town Ctr.)	04-STR-018	6					1,700,000	1,700,000
County Road 5/Alpine Drive Realignment	06-STR-002	6					1,750,000	1,750,000
Single Road Access Areas	06-STR-003	6	25,000	25,000	25,000	25,000		100,000
Veterans Drive Streetscape	08-STR-002	5					240,000	240,000
River Pines Lift Station Street Connection	08-STR-005	6			55,000			55,000
Bunker Lake Blvd Sunwood Drive Signal	12-STR-001	6		1,600,000				1,600,000
Sunwood Drive Realignment	12-STR-002	6	3,500,000					3,500,000
Bunker Lake Blvd Extension	12-STR-003	6		2,000,000				2,000,000
167th Avenue Extension	12-STR-004	6					1,500,000	1,500,000
Garnet Street Reconstruction	12-STR-005	6	300,000					300,000
Alpine Drive Overlay	12-STR-006	6	350,000					350,000
Riverdale Drive Extension Traprock - Armstrong	12-STR-007	6		2,168,000				2,168,000
Reconstruct Riverdale Drive to Tungston Street	12-STR-008	6	1,350,000					1,350,000
Street Improvement Total			6,635,000	9,733,000	630,000	595,000	7,470,000	25,063,000
GRAND TOTAL			6,635,000	9,733,000	630,000	595,000	7,470,000	25,063,000

THIS PAGE INTENTIONALLY BLANK

Capital Improvement Program

2012 *thru* 2016

City of Ramsey, Minnesota

Department Street Improvements

Contact Unassigned

Type Improvement

Useful Life 7 Years

Category Street Improvement

Priority 6-Planned

Status Active

Total Project Cost: \$2,750,000

Project #	04-STR-001
Project Name	Annual Street Reconstruction Program

Description

Each paved street within the City is scheduled to receive preventative maintenance on a regularly scheduled basis. A listing of the schedule is included as an appendix to the CIP report.

Justification

Regular scheduled maintenance safeguards the considerable investment the City has in its pavements by maximizing pavement life and minimizing emergency repairs.

This includes gravel road elimination funded at 50% of the improvement cost.

Expenditures	2012	2013	2014	2015	2016	Total
Improvements Other than Build	510,000	530,000	550,000	570,000	590,000	2,750,000
Total	510,000	530,000	550,000	570,000	590,000	2,750,000

Funding Sources	2012	2013	2014	2015	2016	Total
General Fund	235,000	280,000	275,000	570,000	590,000	1,950,000
Tax Increment Fund #4	275,000	250,000	275,000			800,000
Total	510,000	530,000	550,000	570,000	590,000	2,750,000

Capital Improvement Program

2012 thru 2016

City of Ramsey, Minnesota

Department Street Improvements

Contact Unassigned

Project # 04-STR-001

Project Name Annual Street Reconstruction Program



Capital Improvement Program

2012 *thru* 2016

City of Ramsey, Minnesota

Department Street Improvements

Contact Unassigned

Type Improvement

Useful Life 20 Years

Category Street Improvement

Priority 6-Planned

Status Active

Total Project Cost: \$700,000

Project #	04-STR-003
Project Name	County Road #116 (Dysprosium St. to CR #57)

Description

This project includes the improvement of CR #116 by extending a four-lane divided median section from Dysprosium/Thurston Street to CR #57. This project also anticipates the signalization of County Road #57/County Road #116 intersection and a trail. This project is a result of the County Road #116 Study.

The project will include trail construction, completing another link in the trail system.

City of Anoka Share = \$200,000

Anoka County Share = \$2,900,000

Approximate Total City Cost - 26% = \$700,000

Justification

County Road #116 is a major east/west transportation link across Anoka County. This roadway provides access to the City's industrial land use base which includes Business Park 95, the AEC Energy Park, the future areas south of the landfill and also to Ramsey Town Center.

Prior	Expenditures	2012	2013	2014	2015	2016	Total
100,000	Improvements Other than Build	600,000					600,000
Total	Total	600,000					600,000

Prior	Funding Sources	2012	2013	2014	2015	2016	Total
100,000	Tax Increment Fund #2	600,000					600,000
Total	Total	600,000					600,000

Capital Improvement Program
City of Ramsey, Minnesota

2012 *thru* 2016

Department Street Improvements

Contact Unassigned

Project # 04-STR-003

Project Name County Road #116 (Dysprosium St. to CR #57)



Capital Improvement Program

2012 *thru* 2016

City of Ramsey, Minnesota

Department Street Improvements

Contact Unassigned

Type Improvement

Useful Life 20 Years

Category Street Improvement

Priority 6-Planned

Status Active

Total Project Cost: \$1,250,000

Project # 04-STR-006

Project Name McKinley Street

Description

This project would complete the connection of streets between Sunfish Lake Boulevard and Ramsey Boulevard. It includes street, side walks, watermain, and storm sewer costs. Project costs will include right of way acquisition.

Total \$1,140,000

Justification

With continuing discussion regarding the congestion on TH 10, this project will provide an alternate for the internal traffic, particularly truck traffic, to avoid using Hwy 10. This is an MSA route; therefore, MSA funds may be available.

Expenditures	2012	2013	2014	2015	2016	Total
Land Acquisition					450,000	450,000
Improvements Other than Build					800,000	800,000
Total					1,250,000	1,250,000

Funding Sources	2012	2013	2014	2015	2016	Total
Tax Increment Fund #1					1,250,000	1,250,000
Total					1,250,000	1,250,000

Capital Improvement Program
City of Ramsey, Minnesota

2012 *thru* 2016

Department Street Improvements

Contact Unassigned

Project #	04-STR-006
Project Name	McKinley Street



Capital Improvement Program

2012 *thru* 2016

City of Ramsey, Minnesota

Department Street Improvements

Contact Unassigned

Type Improvement

Useful Life 20 Years

Category Street Improvement

Priority 5 Future Consideration

Status Future Consideration

Total Project Cost: \$440,000

Project # 04-STR-007
Project Name North Highway 10 Frontage Road

Description

Construction of a frontage road between Thurston Avenue and Sunfish Lake Blvd. (CR 57) between north side of Highway 10 and the railroad tracks. This project requires right of way acquisition.

Justification

This project would eliminate 13 direct accesses onto Highway 10. It is contingent on funds for access control being available through a Mn/DOT grant.

Expenditures	2012	2013	2014	2015	2016	Total
Land Acquisition					200,000	200,000
Improvements Other than Build					240,000	240,000
Total					440,000	440,000

Funding Sources	2012	2013	2014	2015	2016	Total
Grants and Aids					440,000	440,000
Total					440,000	440,000

Capital Improvement Program
City of Ramsey, Minnesota

2012 *thru* 2016

Department Street Improvements

Contact Unassigned

Project # 04-STR-007

Project Name North Highway 10 Frontage Road



Capital Improvement Program

2012 *thru* 2016

City of Ramsey, Minnesota

Department Street Improvements

Contact Unassigned

Type Improvement

Useful Life 20 Years

Category Street Improvement

Priority 6-Planned

Status Active

Total Project Cost: \$400,000

Project #	04-STR-012
Project Name	Zeolite Roadway Improvements

Description	
This project consists of the installation of a streets and storm sewer in the western portion of the COR	

Justification	
These improvements will be necessary to support the development anticipated in the west COR area.	

Expenditures	2012	2013	2014	2015	2016	Total
Improvements Other than Build		400,000				400,000
Total		400,000				400,000

Funding Sources	2012	2013	2014	2015	2016	Total
Tax Increment Fund #4		400,000				400,000
Total		400,000				400,000

Capital Improvement Program
City of Ramsey, Minnesota

2012 thru 2016

Department Street Improvements

Contact Unassigned

Project # 04-STR-012

Project Name Zeolite Roadway Improvements



Capital Improvement Program

2012 *thru* 2016

City of Ramsey, Minnesota

Department Street Improvements

Contact Unassigned

Type Improvement

Useful Life 20 Years

Category Street Improvement

Priority 6-Planned

Status Active

Total Project Cost: \$3,010,000

Project #	04-STR-014
Project Name	RTC Bunker Lake Blvd (Armstrong to Ramsey Blvd)

Description
Upgrades Bunker Lake Blvd between Armstrong and Ramsey Blvds, necessitated by the COR Development. Upgrades include traffic signals at Town Center Drive. Offsite improvements include a traffic signal at Sunfish Lake Blvd.
Total Cost for Bunker Lake Blvd. = \$3,419,000
Total Cost for Regional Roadway improvements = \$14,607,860

Justification
The construction of the COR will add additional traffic to Bunker Lake Blvd. This project will upgrade Armstrong Blvd and the intersection at Bunker Lake and Hwy 10 to better handle the traffic.
See projects RTC Armstrong, RTC Hwy 10 and RTC Ramsey Blvd.

Expenditures	2012	2013	2014	2015	2016	Total
Improvements Other than Build		3,010,000				3,010,000
Total		3,010,000				3,010,000

Funding Sources	2012	2013	2014	2015	2016	Total
Tax Increment Fund #14		3,010,000				3,010,000
Total		3,010,000				3,010,000

Capital Improvement Program
City of Ramsey, Minnesota

2012 *thru* 2016

Department Street Improvements

Contact Unassigned

Project # 04-STR-014

Project Name RTC Bunker Lake Blvd (Armstrong to Ramsey Blvd)



Capital Improvement Program

2012 *thru* 2016

City of Ramsey, Minnesota

Department Street Improvements

Contact Unassigned

Type Improvement

Useful Life 20 Years

Category Street Improvement

Priority 6-Planned

Status Active

Total Project Cost: \$1,700,000

Project #	04-STR-018
Project Name	Variolite Street (Alpine Dr. to Ramsey Town Ctr.)

Description

This project would extend Variolite Street southward through the Hanson tree farm and use the existing right-of-way of Uranimite Street between 192nd Lane and 149th Avenue. Property and right-of-way acquisition will be necessary.

Justification

Variolite Street is a 2 1/4 mile long north/south collector roadway. The extension of this roadway south of Alpine will provide direct access for the northwestern portion of the city to Ramsey Town Center.

Expenditures	2012	2013	2014	2015	2016	Total
Land Acquisition					700,000	700,000
Improvements Other than Build					1,000,000	1,000,000
Total					1,700,000	1,700,000

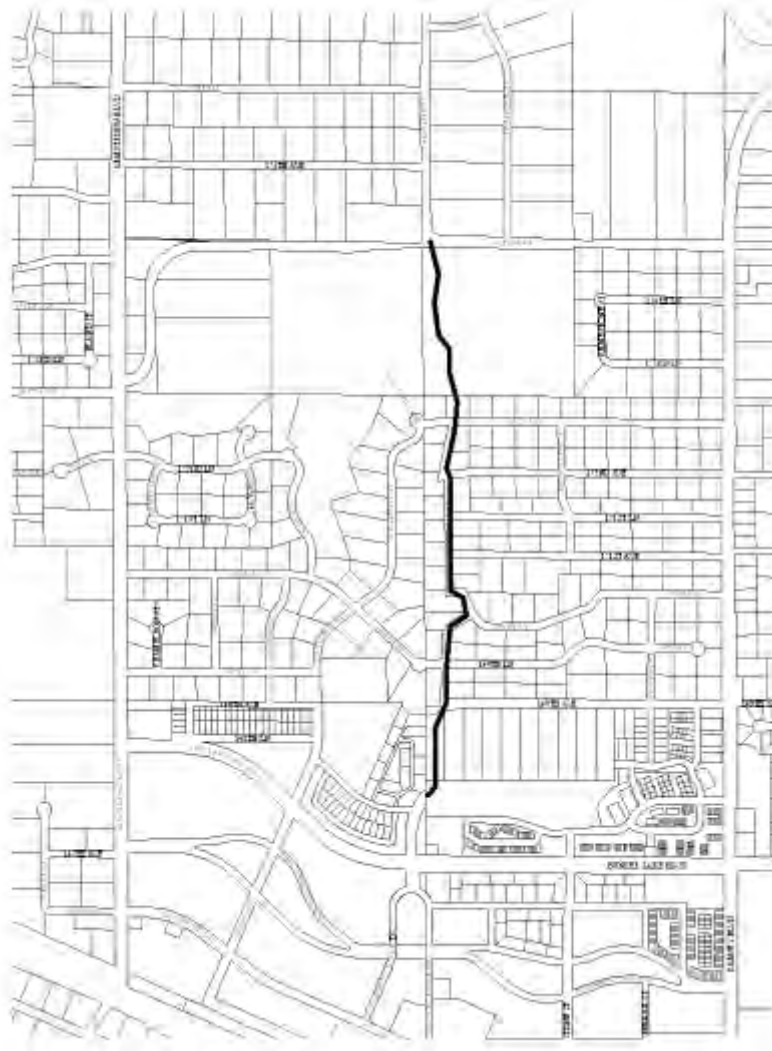
Funding Sources	2012	2013	2014	2015	2016	Total
MSA					1,700,000	1,700,000
Total					1,700,000	1,700,000

Capital Improvement Program
City of Ramsey, Minnesota

2012 *thru* 2016

Department Street Improvements
Contact Unassigned

Project # 04-STR-018
Project Name Variolite Street (Alpine Dr. to Ramsey Town Ctr.)



Capital Improvement Program

2012 *thru* 2016

City of Ramsey, Minnesota

Department Street Improvements

Contact

Type Improvement

Useful Life 20 Years

Category Street Improvement

Priority 6-Planned

Status Active

Total Project Cost: \$1,750,000

Project #	06-STR-002
Project Name	County Road 5/Alpine Drive Realignment

Description

The project will address the intersection alignment of Alpine Drive with CSAH 5 and will also modify the access to old County Road 5.

Justification

This project would serve to eliminate one or both of the existing accesses of Old County Road 5 onto CSAH 5 to achieve the desired intersection spacing deemed appropriate for Minor A arterial roadways. In addition, the realignment of the intersection of Alpine Drive and CSAH 5 would create improved safety at this key intersection. A four-way stop was installed by the County until these improvements are completed.

Expenditures	2012	2013	2014	2015	2016	Total
Land Acquisition					750,000	750,000
Improvements Other than Build					1,000,000	1,000,000
Total					1,750,000	1,750,000

Funding Sources	2012	2013	2014	2015	2016	Total
Developer Fees					100,000	100,000
MSA					500,000	500,000
To Be Determined					1,150,000	1,150,000
Total					1,750,000	1,750,000

Capital Improvement Program
City of Ramsey, Minnesota

2012 *thru* 2016

Department Street Improvements

Contact

Project # 06-STR-002

Project Name County Road 5/Alpine Drive Realignment



Capital Improvement Program

2012 *thru* 2016

City of Ramsey, Minnesota

Department Street Improvements

Contact

Type Improvement

Useful Life 20 Years

Category Street Improvement

Priority 6-Planned

Status Active

Total Project Cost: \$100,000

Project #	06-STR-003
Project Name	Single Road Access Areas

Description

There are over 30 locations within the City which rely on a single access point to serve neighborhoods in excess of the allowable 600 foot cul de sac length. This project would establish a fund for the elimination of such limited access locations as opportunities arise.

Justification

Public safety is greatly enhanced by the ability to have alternate accesses in residential neighborhoods.

Expenditures	2012	2013	2014	2015	2016	Total
Improvements Other than Build	25,000	25,000	25,000	25,000		100,000
Total	25,000	25,000	25,000	25,000		100,000

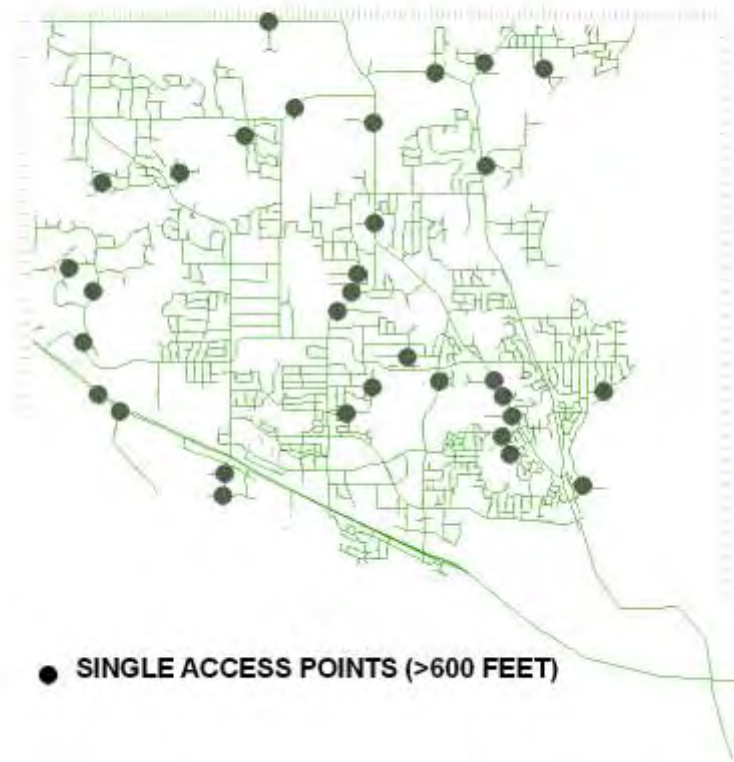
Funding Sources	2012	2013	2014	2015	2016	Total
Park Improvement Trust Fund	25,000		25,000			50,000
Public Improvement Revolving		25,000		25,000		50,000
Total	25,000	25,000	25,000	25,000		100,000

Capital Improvement Program
City of Ramsey, Minnesota

2012 *thru* 2016

Department Street Improvements
Contact

Project #	06-STR-003
Project Name	Single Road Access Areas



Capital Improvement Program

2012 *thru* 2016

City of Ramsey, Minnesota

Department Street Improvements

Contact

Type Improvement

Useful Life 20 Years

Category Street Improvement

Priority 5 Future Consideration

Status Future Consideration

Total Project Cost: \$240,000

Project #	08-STR-002
Project Name	Veterans Drive Streetscape

Description

The COR development plans included landscaping adjacent to public streets. This project includes a berm with landscaping between the street and the BNSF Railroad ROW.

Justification

Civic Center Drive has been completed from Sapphire street to Rhinestone Street.

Expenditures	2012	2013	2014	2015	2016	Total
Improvements Other than Build					240,000	240,000
Total					240,000	240,000

Funding Sources	2012	2013	2014	2015	2016	Total
Developer Fees					240,000	240,000
Total					240,000	240,000

Capital Improvement Program
City of Ramsey, Minnesota

2012 *thru* 2016

Department Street Improvements

Contact

Project # 08-STR-002

Project Name Veterans Drive Streetscape



Capital Improvement Program

2012 *thru* 2016

City of Ramsey, Minnesota

Department Street Improvements

Contact

Type Improvement

Useful Life 20 Years

Category Street Improvement

Priority 6-Planned

Status Active

Total Project Cost: \$55,000

Project #	08-STR-005
Project Name	River Pines Lift Station Street Connection

Description

This project involves extending the street in conjunction with extending gravity sewer to the River Pines Lift Station.
 Total costs including street & water utility = \$120,000.

Justification

The project originally included installing sewer in an easement to eliminate the lift station. The property was on the market and the City acquired it so a street connection can be made, eliminating a long cul-de-sac.

Expenditures	2012	2013	2014	2015	2016	Total
Improvements Other than Build			55,000			55,000
Total			55,000			55,000

Funding Sources	2012	2013	2014	2015	2016	Total
Public Improvement Revolving			55,000			55,000
Total			55,000			55,000

Capital Improvement Program
City of Ramsey, Minnesota

2012 *thru* 2016

Department Street Improvements

Contact

Project # 08-STR-005

Project Name River Pines Lift Station Street Connection



Capital Improvement Program

2012 *thru* 2016

City of Ramsey, Minnesota

Department Street Improvements

Contact

Type Improvement

Useful Life 25

Category Street Improvement

Priority 6-Planned

Status Active

Total Project Cost: \$1,600,000

Project #	12-STR-001
Project Name	Bunker Lake Blvd Sunwood Drive Signal

Description	
Construct Traffic Signal at Bunker Lake Blvd and Sunwood Drive	

Justification	
This project will construct a traffic signal at Bunker Lake Blvd and Sunwood Drive. It is part of the regional roadway improvements included in the Joint Powers Agreement for the The COR Project.	

Expenditures	2012	2013	2014	2015	2016	Total
Improvements Other than Build		1,600,000				1,600,000
Total		1,600,000				1,600,000

Funding Sources	2012	2013	2014	2015	2016	Total
Grants and Aids		1,100,000				1,100,000
MSA		500,000				500,000
Total		1,600,000				1,600,000

Capital Improvement Program
City of Ramsey, Minnesota

2012 thru 2016

Department Street Improvements

Contact

Project # 12-STR-001

Project Name Bunker Lake Blvd Sunwood Drive Signal



Capital Improvement Program

2012 *thru* 2016

City of Ramsey, Minnesota

Department Street Improvements

Contact

Type Improvement

Useful Life 25

Category Street Improvement

Priority 6-Planned

Status Active

Total Project Cost: \$3,500,000

Project #	12-STR-002
Project Name	Sunwood Drive Realignment

Description	
Realign Sunwood Drive between Municipal Center and Armstrong Blvd	

Justification	
This project will realign Sunwood Drive to connect with Armstrong Boulevard north of the proposed overpass at TH 10 and the railroad tracks.	

Expenditures	2012	2013	2014	2015	2016	Total
Land Acquisition	2,000,000					2,000,000
Improvements Other than Build	1,500,000					1,500,000
Total	3,500,000					3,500,000

Funding Sources	2012	2013	2014	2015	2016	Total
GO Bonding	1,800,000					1,800,000
Grants and Aids	1,700,000					1,700,000
Total	3,500,000					3,500,000

Capital Improvement Program
City of Ramsey, Minnesota

2012 thru 2016

Department Street Improvements

Contact

Project #	12-STR-002
Project Name	Sunwood Drive Realignment



Capital Improvement Program

2012 *thru* 2016

City of Ramsey, Minnesota

Department Street Improvements

Contact

Type Improvement

Useful Life 25

Category Street Improvement

Priority 6-Planned

Status Active

Total Project Cost: \$2,000,000

Project #	12-STR-003
Project Name	Bunker Lake Blvd Extension

Description

Complete south half of Bunker Lake Blvd west of Armstrong Blvd

Justification

This project will complete Bunker Lake Boulevard west of Armstrong Boulevard. The west bound lanes were completed in 2011. This will complete the east bound lanes.

Expenditures	2012	2013	2014	2015	2016	Total
Improvements Other than Build		2,000,000				2,000,000
Total		2,000,000				2,000,000

Funding Sources	2012	2013	2014	2015	2016	Total
MSA		2,000,000				2,000,000
Total		2,000,000				2,000,000

Capital Improvement Program
City of Ramsey, Minnesota

2012 thru 2016

Department Street Improvements
Contact

Project #	12-STR-003
Project Name	Bunker Lake Blvd Extension



Capital Improvement Program

2012 *thru* 2016

City of Ramsey, Minnesota

Department Street Improvements

Contact

Type Improvement

Useful Life 25

Category Street Improvement

Priority 6-Planned

Status Active

Total Project Cost: \$1,500,000

Project #	12-STR-004
Project Name	167th Avenue Extension

Description

This project will extend 167th Avenue west to Variolite

Justification

This project will provide an east west connection across the central area of the City.

Expenditures	2012	2013	2014	2015	2016	Total
Land Acquisition					500,000	500,000
Improvements Other than Build					1,000,000	1,000,000
Total					1,500,000	1,500,000

Funding Sources	2012	2013	2014	2015	2016	Total
MSA					1,500,000	1,500,000
Total					1,500,000	1,500,000

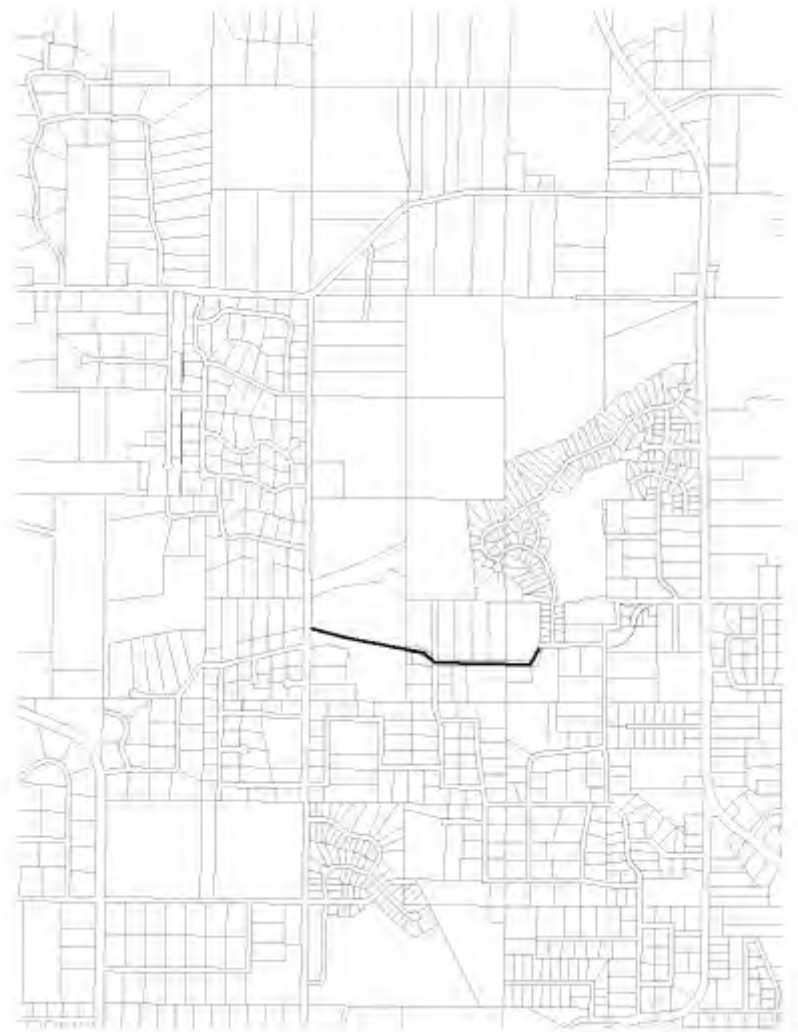
Capital Improvement Program
City of Ramsey, Minnesota

2012 thru 2016

Department Street Improvements

Contact

Project #	12-STR-004
Project Name	167th Avenue Extension



Capital Improvement Program

2012 *thru* 2016

City of Ramsey, Minnesota

Department Street Improvements

Contact

Type Improvement

Useful Life 25

Category Street Improvement

Priority 6-Planned

Status Active

Total Project Cost: \$300,000

Project #	12-STR-005
Project Name	Garnet Street Reconstruction

Description

Reconstruct Garnet Street north of 167th Avenue

Justification

Garnet Street has needed reconstruction for several years. This project will replace the failing pavement. This is the beginning of the long term road construction initiative to be reimbursed through ultimate funding scenario as decided by City Council.

Expenditures	2012	2013	2014	2015	2016	Total
Improvements Other than Build	300,000					300,000
Total	300,000					300,000

Funding Sources	2012	2013	2014	2015	2016	Total
Public Improvement Revolving	300,000					300,000
Total	300,000					300,000

Capital Improvement Program
City of Ramsey, Minnesota

2012 thru 2016

Department Street Improvements

Contact

Project #	12-STR-005
Project Name	Garnet Street Reconstruction



Capital Improvement Program

2012 *thru* 2016

City of Ramsey, Minnesota

Department Street Improvements

Contact

Type Improvement

Useful Life 25

Category Street Improvement

Priority 6-Planned

Status Active

Total Project Cost: \$350,000

Project #	12-STR-006
Project Name	Alpine Drive Overlay

Description	
Overlay Alpine Drive from Skate Park to Sunfish Lake Boulevard	

Justification	
This project will overlay Alpine Drive from the skate park to Sunfish Lake Boulevard. This project will evaluate alternate technologies for street rehabilitation and reconstruction.	

Expenditures	2012	2013	2014	2015	2016	Total
Improvements Other than Build	350,000					350,000
Total	350,000					350,000

Funding Sources	2012	2013	2014	2015	2016	Total
MSA	350,000					350,000
Total	350,000					350,000

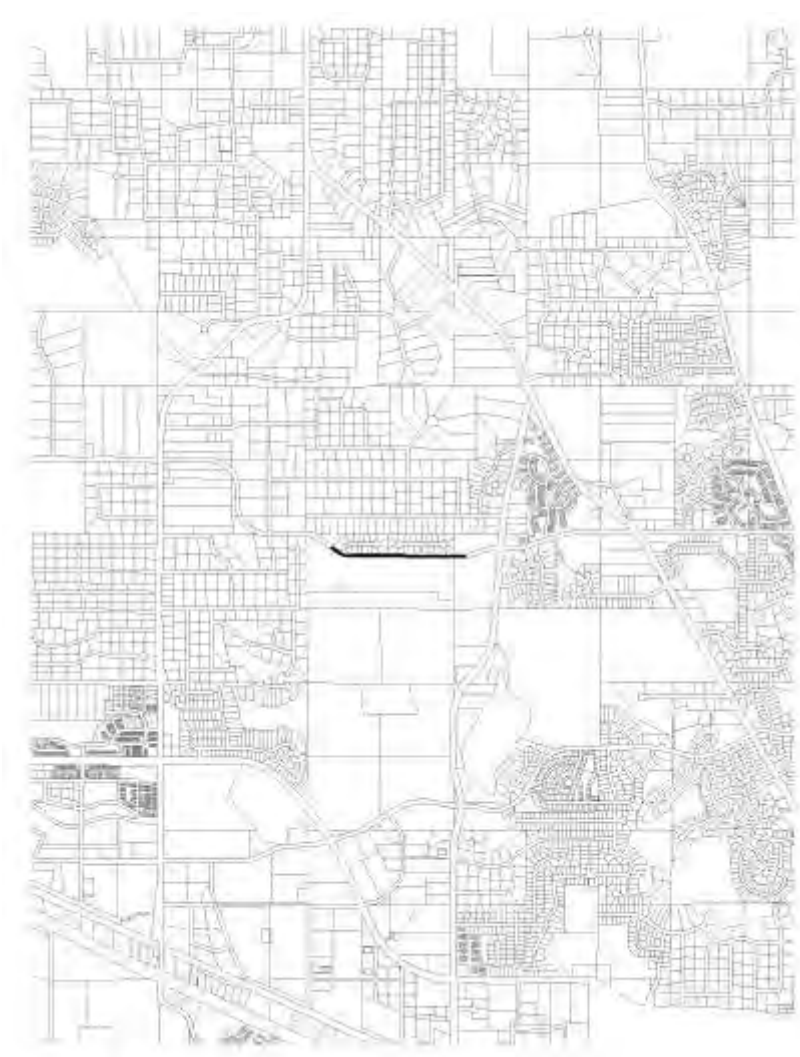
Capital Improvement Program
City of Ramsey, Minnesota

2012 thru 2016

Department Street Improvements

Contact

Project #	12-STR-006
Project Name	Alpine Drive Overlay



Capital Improvement Program

2012 *thru* 2016

City of Ramsey, Minnesota

Department Street Improvements

Contact

Type Improvement

Useful Life 25

Category Street Improvement

Priority 6-Planned

Status Active

Total Project Cost: \$2,168,000

Project #	12-STR-007
Project Name	Riverdale Drive Extension Traprock - Armstrong

Description	
This project would extend Riverdale Drive from Traprock to Armstrong Boulevard	

Justification
The City has applied for a grant from MN/DOT for construction of this segment of street. The Armstrong Boulevard overpass will require the extension of Riverdale Drive to provide local access. This project includes installation of sanitary sewer and water with construction of the street. The utility costs are itemized on separate projects.
Watermain Extension \$ 273,000 Sewer Extension \$ 507,000 Total Project cost \$ 2,952,000

Expenditures	2012	2013	2014	2015	2016	Total
Improvements Other than Build		2,168,000				2,168,000
Total		2,168,000				2,168,000

Funding Sources	2012	2013	2014	2015	2016	Total
Grants and Aids		702,000				702,000
MSA		1,466,000				1,466,000
Total		2,168,000				2,168,000

Capital Improvement Program
City of Ramsey, Minnesota

2012 *thru* 2016

Department Street Improvements

Contact

Project # 12-STR-007

Project Name Riverdale Drive Extension Traprock - Armstrong



Capital Improvement Program

2012 *thru* 2016

City of Ramsey, Minnesota

Department Street Improvements

Contact

Type Improvement

Useful Life 25

Category Street Improvement

Priority 6-Planned

Status Active

Total Project Cost: \$1,350,000

Project #	12-STR-008
Project Name	Reconstruct Riverdale Drive to Tungston Street

Description

This project would reconstruct Riverdale Drive to Tungston Street

Justification

This project will reconstruct Riverdale Drive, grading the shoulder for a 10 foot bituminous trail which is part of the Mississippi River Trail grant from the National Park Service. This project as scoped removes all bituminous and curb. Storm sewer will be installed to meet MSA spacing guidelines. The curb will be replaced and new bituminous will be installed. This is an MSA route.

The roadway is scoped at two 12 foot driving lanes and two eight foot parking lanes. There could be cost savings through retaining the curb on one side of the road, installed one 8 foot parking lane and replacing curb.

Expenditures	2012	2013	2014	2015	2016	Total
Improvements Other than Build	1,350,000					1,350,000
Total	1,350,000					1,350,000

Funding Sources	2012	2013	2014	2015	2016	Total
MSA	1,350,000					1,350,000
Total	1,350,000					1,350,000


Capital Improvement Program
City of Ramsey, Minnesota

2012 *thru* 2016

Department Street Improvements
Contact

Project #	12-STR-008
Project Name	Reconstruct Riverdale Drive to Tungston Street





STREET LIGHT UTILITY IMPROVEMENT

THIS PAGE INTENTIONALLY BLANK

City of Ramsey, Minnesota
Capital Improvement Program
 2012 thru 2016

PROJECTS BY CATEGORY

Category	Project#	Priority	2012	2013	2014	Includes Future Projects		Total
						2015	2016	
Street Light Utility Improvement								
Priority D Street Lights	05-STLT-001	6	15,000	15,000	15,000	15,000	15,000	75,000
Street Light Utility Improvement Total			15,000	15,000	15,000	15,000	15,000	75,000
GRAND TOTAL			15,000	15,000	15,000	15,000	15,000	75,000

THIS PAGE INTENTIONALLY BLANK

Capital Improvement Program

2012 *thru* 2016

City of Ramsey, Minnesota

Department Street Light Utility
Contact Unassigned
Type Improvement
Useful Life 20 Years
Category Street Light Utility Improve
Priority 6-Planned
Status Active

Project #	05-STLT-001
Project Name	Priority D Street Lights

Description	Total Project Cost: \$165,000
Install street lights in priority locations.	
Justification	
Install additional street lights as future intersections are constructed, existing intersections are deemed to require more lighting, or for installation of lights in special locations.	

Prior	Expenditures	2012	2013	2014	2015	2016	Total
90,000	Improvements Other than Build	15,000	15,000	15,000	15,000	15,000	75,000
Total	Total	15,000	15,000	15,000	15,000	15,000	75,000

Prior	Funding Sources	2012	2013	2014	2015	2016	Total
90,000	Street Light Utility Fund	15,000	15,000	15,000	15,000	15,000	75,000
Total	Total	15,000	15,000	15,000	15,000	15,000	75,000

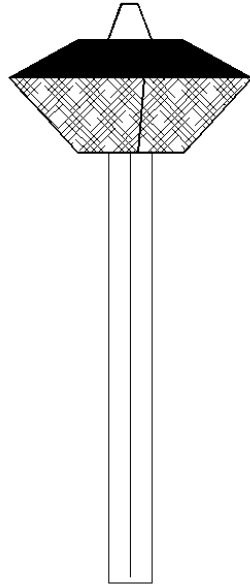
Capital Improvement Program
City of Ramsey, Minnesota

2012 thru 2016


Department Street Light Utility

Contact Unassigned

Project #	05-STLT-001
Project Name	Priority D Street Lights



STREET
LIGHT D



WATER UTILITY IMPROVEMENT

THIS PAGE INTENTIONALLY BLANK

City of Ramsey, Minnesota
Capital Improvement Program
 2012 thru 2016

PROJECTS BY CATEGORY

Category	Project#	Priority	2012	2013	2014	Includes Future Projects		Total
						2015	2016	
Water Utility Improvement								
WM Looping: Alpine Dr. (CSAH 5 to Krypton St.)	04-WTR-001	6			100,000			100,000
Renovate Pump House 2	04-WTR-004	5					49,000	49,000
Complete Pump House 3	04-WTR-005	6					60,000	60,000
The COR Bunker Lake Blvd (Armstrong - Ramsey Blvd)	04-WTR-009	6	225,000					225,000
Water Treatment Plant Construction	04-WTR-017	6			9,700,000	8,700,000		18,400,000
Watermain Looping: (Ramsey Blvd to Armstrong Blvd)	04-WTR-018	6		273,000				273,000
1.5 MG Ground Storage Reservoir	05-WTR-004	6		2,000,000				2,000,000
Well Rehabilitation & Pump Replacement	07-WTR-001	6	50,000	58,000	30,000	32,000		170,000
River Pines Lift Station Water Connection	08-WTR-003	6			20,000			20,000
Well House I Improvements	09-WTR-001	6	30,000					30,000
Magnesium Street Watermain Looping	11-WTR-002	6	120,000					120,000
Fire Station #1 Extension of Water	11-WTR-003	6	25,000					25,000
Watermain Sunfish Lk Blvd	12-WTR-001	6					350,000	350,000
Water Utility Improvement Total			450,000	2,331,000	9,850,000	8,732,000	459,000	21,822,000
GRAND TOTAL			450,000	2,331,000	9,850,000	8,732,000	459,000	21,822,000

THIS PAGE INTENTIONALLY BLANK

Capital Improvement Program

2012 *thru* 2016

City of Ramsey, Minnesota

Department Water Utility
Contact Unassigned
Type Improvement
Useful Life 50 Years
Category Water Utility Improvement
Priority 6-Planned
Status Active

Project # 04-WTR-001
Project Name WM Looping: Alpine Dr. (CSAH 5 to Krypton St.)

Description **Total Project Cost: \$100,000**
 This project includes the installation of 2400 lf of 12" watermain along the north side of Alpine Dr. from CSAH 5 to Krypton Street.

Justification
 This project would complete a 12" loop along Alpine Drive which will have the benefit of bolstering fire flows along the northern edge of the water utility service area.

Expenditures	2012	2013	2014	2015	2016	Total
Improvements Other than Build			100,000			100,000
Total			100,000			100,000

Funding Sources	2012	2013	2014	2015	2016	Total
Water Utility Fund			100,000			100,000
Total			100,000			100,000

Capital Improvement Program
City of Ramsey, Minnesota

2012 *thru* 2016

Department Water Utility

Contact Unassigned

Project # 04-WTR-001

Project Name WM Looping: Alpine Dr. (CSAH 5 to Krypton St.)



Capital Improvement Program

2012 *thru* 2016

City of Ramsey, Minnesota

Department Water Utility
Contact Unassigned
Type Improvement
Useful Life 50 Years
Category Water Utility Improvement
Priority 5 Future Consideration
Status Future Consideration

Project #	04-WTR-004
Project Name	Renovate Pump House 2

Description	Total Project Cost: \$49,000
Renovate exterior of building to match The COR building and landscaping.	

Justification
The intent is to modify the exterior of the building to match the new development of The COR.

Expenditures	2012	2013	2014	2015	2016	Total
Improvements Other than Build					49,000	49,000
Total					49,000	49,000

Funding Sources	2012	2013	2014	2015	2016	Total
Water Utility Fund					49,000	49,000
Total					49,000	49,000

Capital Improvement Program

2012 *thru* 2016

City of Ramsey, Minnesota

Department Water Utility
Contact Unassigned
Type Improvement
Useful Life 50 Years
Category Water Utility Improvement
Priority 6-Planned
Status Future Consideration

Project #	04-WTR-005
Project Name	Complete Pump House 3

Description	Total Project Cost: \$60,000
Install brick exterior to match building style of The COR buildings; landscape to match streetscape.	
Justification	
The intent is to have the building and grounds match The COR.	

Expenditures	2012	2013	2014	2015	2016	Total
Improvements Other than Build					60,000	60,000
Total					60,000	60,000

Funding Sources	2012	2013	2014	2015	2016	Total
Water Utility Fund					60,000	60,000
Total					60,000	60,000

Capital Improvement Program
City of Ramsey, Minnesota

2012 *thru* 2016

Department Water Utility

Contact Unassigned

Project #	04-WTR-005
Project Name	Complete Pump House 3



Capital Improvement Program

2012 *thru* 2016

City of Ramsey, Minnesota

Department Water Utility
Contact Unassigned
Type Improvement
Useful Life 50 Years
Category Water Utility Improvement
Priority 6-Planned
Status Active

Project # 04-WTR-009
Project Name The COR Bunker Lake Blvd (Armstrong - Ramsey Blvd)

Description **Total Project Cost: \$225,000**
 Upgrades Bunker Lake Blvd between Armstrong and Ramsey Blvds, necessitated by the COR Development. Watermain segments along this portion of roadway will be lowered and extended as necessary.
 Total Cost for Bunker Lake Blvd. = \$3,419,000
 Total Cost for Regional Roadway improvements = \$14,607,860

Justification
 The construction of the COR will add additional traffic to Bunker Lake Blvd. This project will upgrade Bunker Lake Blvd between Ramsey Blvd and Armstrong Blvd to better handle the traffic.
 See projects RTC Armstrong, RTC Hwy 10 and RTC Ramsey Blvd.

Expenditures	2012	2013	2014	2015	2016	Total
Improvements Other than Build	225,000					225,000
Total	225,000					225,000

Funding Sources	2012	2013	2014	2015	2016	Total
Water Utility Fund	225,000					225,000
Total	225,000					225,000

Capital Improvement Program
City of Ramsey, Minnesota

2012 *thru* 2016

Department Water Utility

Contact Unassigned

Project # 04-WTR-009

Project Name The COR Bunker Lake Blvd (Armstrong - Ramsey Blvd)



Capital Improvement Program

2012 *thru* 2016

City of Ramsey, Minnesota

Department Water Utility
Contact Unassigned
Type Buildings
Useful Life 50 Years
Category Water Utility Improvement
Priority 6-Planned
Status Active

Project #	04-WTR-017
Project Name	Water Treatment Plant Construction

Description	Total Project Cost: \$18,400,000
This project anticipates the construction of an 8.1 MGD water treatment plant which will draw water from a river bank collection system.	
Principal	\$18,400,000
Interest	\$10,743,645 (20 yrs @ 5.0%)
Land	\$1,000,000

	\$30,143,645

Justification
 This treatment plant will provide more aesthetically pleasing water, eliminate staining, reduce fouling of water softness and improve the taste and odor of the water. With iron removed, the use of polyphosphate can be reduced or eliminated, resulting in an environmental benefit.

Expenditures	2012	2013	2014	2015	2016	Total
Building Cost/Construction			9,700,000	8,700,000		18,400,000
Total			9,700,000	8,700,000		18,400,000

Funding Sources	2012	2013	2014	2015	2016	Total
Revenue Bonding			9,700,000	8,700,000		18,400,000
Total			9,700,000	8,700,000		18,400,000

Capital Improvement Program

2012 *thru* 2016

City of Ramsey, Minnesota

Department Water Utility
Contact Unassigned
Type Improvement
Useful Life 50 Years
Category Water Utility Improvement
Priority 6-Planned
Status Active

Project #	04-WTR-018
Project Name	Watermain Looping: (Ramsey Blvd to Armstrong Blvd)

Description	Total Project Cost: \$273,000
This project includes the extension of a 12" watermain from Ramsey Blvd to Armstrong Blvd to along the south side of Highway 10.	

Justification
Development south of Highway 10 is anticipated as a result of The COR. Half of the distance is through the Mississippi West County Park. The project will provide dependable water pressure and supply to this developing area.
The city has applied for a MNDOT grant to extend Riverdale Drive from Alpaca to Traprock. Installation of sewer and water with street construction will eliminate the need to dig up the street in the future.
Sanitary Sewer Extention \$507,000 Total Project Costs \$2,952,000

Expenditures	2012	2013	2014	2015	2016	Total
Improvements Other than Build		273,000				273,000
Total		273,000				273,000

Funding Sources	2012	2013	2014	2015	2016	Total
Water Utility Fund		273,000				273,000
Total		273,000				273,000

Capital Improvement Program
City of Ramsey, Minnesota

2012 *thru* 2016

Department Water Utility

Contact Unassigned

Project # 04-WTR-018

Project Name Watermain Looping: (Ramsey Blvd to Armstrong Blvd)



Capital Improvement Program

2012 *thru* 2016

City of Ramsey, Minnesota

Department Water Utility
Contact Unassigned
Type Improvement
Useful Life 50 Years
Category Water Utility Improvement
Priority 6-Planned
Status Active

Project #	05-WTR-004
Project Name	1.5 MG Ground Storage Reservoir

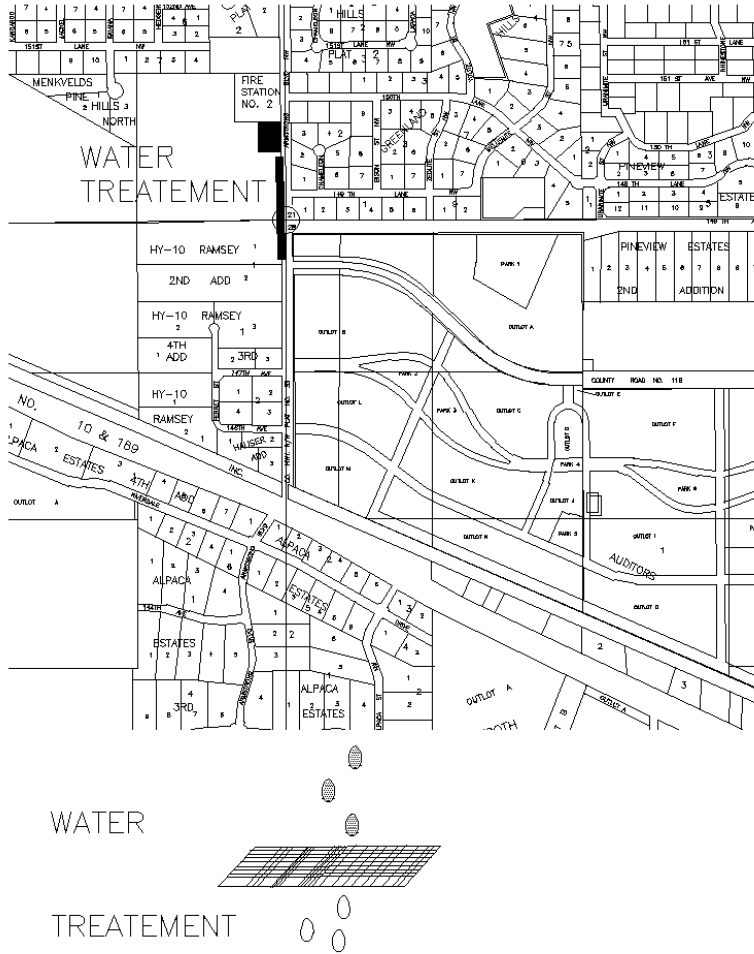
Description	Total Project Cost: \$2,000,000
This project anticipates the construction of a 1.5 million gallon ground storage tank located next to the water treatment plant.	
Justification	
This tank will provide needed storage noted in the 2004 Comprehensive Water Plan.	

Expenditures	2012	2013	2014	2015	2016	Total
Improvements Other than Build		2,000,000				2,000,000
Total		2,000,000				2,000,000

Funding Sources	2012	2013	2014	2015	2016	Total
Water Utility Fund		2,000,000				2,000,000
Total		2,000,000				2,000,000

Project # 05-WTR-004

Project Name 1.5 MG Ground Storage Reservoir



Capital Improvement Program

2012 *thru* 2016

City of Ramsey, Minnesota

Department Water Utility

Contact

Project # 07-WTR-001
Project Name Well Rehabilitation & Pump Replacement

Type Improvement

Useful Life 20 Years

Category Water Utility Improvement

Priority 6-Planned

Status Active

Total Project Cost: \$214,000

Description

This program establishes a preventative maintenance schedule for the eight municipal wells which are the utilities sole water sources. The following schedule is anticipated: 2012- Well #4; 2013- Well #3; 2014 - Well #5; 2015- Well #6; 2016 - Well #7; 2017- Well #8

Justification

Well pumping is highly variable throughout the year. Regular maintenance during low pumping periods will minimize the possibility that a well will be out of service during the peak demand period. The rehabilitation will update the control cabinets and install variable frequency drives on wells 3 and 4. AVFP conserves energy and may be eligible for rebates.

Prior	Expenditures	2012	2013	2014	2015	2016	Total
44,000	Improvements Other than Build	50,000	58,000	30,000	32,000		170,000
Total	Total	50,000	58,000	30,000	32,000		170,000

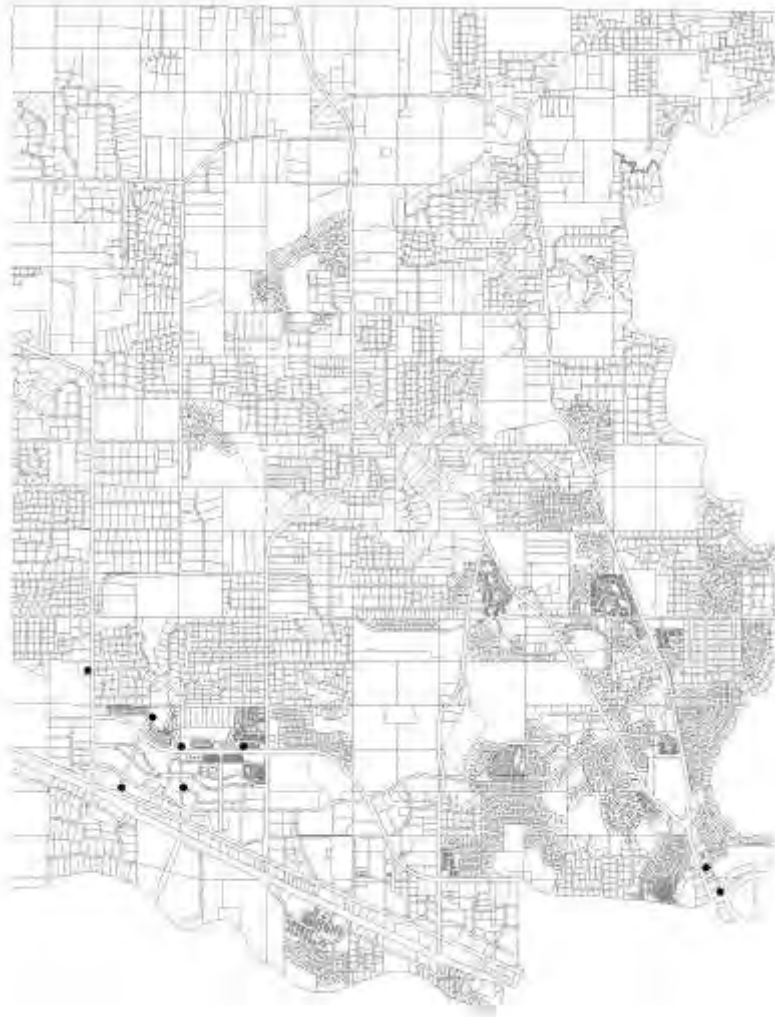
Prior	Funding Sources	2012	2013	2014	2015	2016	Total
44,000	Water Utility Fund	50,000	58,000	30,000	32,000		170,000
Total	Total	50,000	58,000	30,000	32,000		170,000

Capital Improvement Program
City of Ramsey, Minnesota

2012 thru 2016

Department Water Utility
Contact

Project #	07-WTR-001
Project Name	Well Rehabilitation & Pump Replacement



Capital Improvement Program

2012 *thru* 2016

City of Ramsey, Minnesota

Department Water Utility

Contact

Type Improvement

Useful Life 50 Years

Category Water Utility Improvement

Priority 6-Planned

Status Active

Total Project Cost: \$20,000

Project #	08-WTR-003
Project Name	River Pines Lift Station Water Connection

Description
This project involves extending the watermain in conjunction with extending gravity sewer to the River Pines Lift Station.
Total costs including street & water utility = \$120,000.

Justification
This project adds a water loop for Rum River Prairie at the same time a lift station is eliminated.

Expenditures	2012	2013	2014	2015	2016	Total
Improvements Other than Build			20,000			20,000
Total			20,000			20,000

Funding Sources	2012	2013	2014	2015	2016	Total
Water Utility Fund			20,000			20,000
Total			20,000			20,000

Capital Improvement Program
City of Ramsey, Minnesota

2012 *thru* 2016

Department Water Utility
Contact

Project #	08-WTR-003
Project Name	River Pines Lift Station Water Connection



Capital Improvement Program

2012 *thru* 2016

City of Ramsey, Minnesota

Department Water Utility

Contact

Type Improvement

Useful Life 20 Years

Category Water Utility Improvement

Priority 6-Planned

Status Active

Total Project Cost: \$30,000

Project #	09-WTR-001
Project Name	Well House I Improvements

Description

This project will replace the doors, soffits, electrical panel, and driveway at well house #1. The building components are exposed to constant humidity and have deteriorated over the years. The driveway is nearing the age at which we overlay our streets.

Justification

Well house I has been in service for 20 years. It is in need for some repairs

Expenditures	2012	2013	2014	2015	2016	Total
Building Cost/Construction	30,000					30,000
Total	30,000					30,000

Funding Sources	2012	2013	2014	2015	2016	Total
Water Utility Fund	30,000					30,000
Total	30,000					30,000

Capital Improvement Program

2012 *thru* 2016

City of Ramsey, Minnesota

Department Water Utility

Contact

Type Improvement

Useful Life 50 Years

Category Water Utility Improvement

Priority 6-Planned

Status Active

Total Project Cost: \$120,000

Project #	11-WTR-002
Project Name	Magnesium Street Watermain Looping

Description

This project will include the installation of 800 feet of eight inch watermain to create a watermain loop from the 16inch distribution main on C.R. 116 to the subdivision to the north.

Justification

The expansion of C.R. 116 from two lanes to four lanes will create an opportunity to accomplish this watermain looping at a reduced cost since many of the incidental restoration costs will be bourn by the road project. Watermain looping provides the advantage of increased pressure and fine flows, and enhanced system reliability.

Expenditures	2012	2013	2014	2015	2016	Total
Improvements Other than Build	120,000					120,000
Total	120,000					120,000

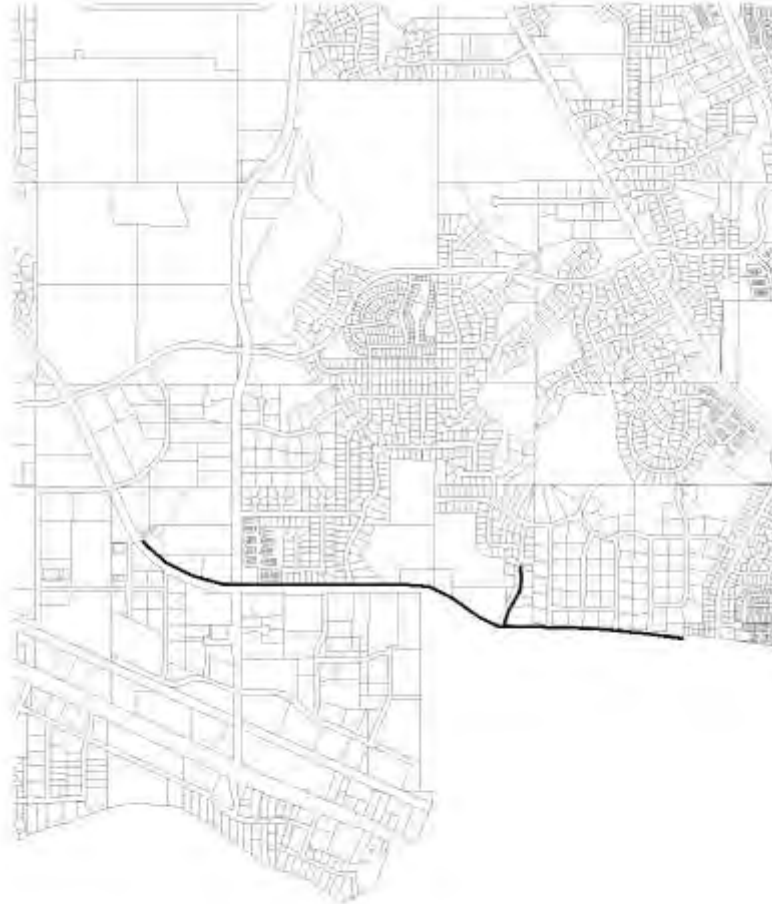
Funding Sources	2012	2013	2014	2015	2016	Total
Water Utility Fund	120,000					120,000
Total	120,000					120,000

Capital Improvement Program
City of Ramsey, Minnesota

2012 thru 2016

Department Water Utility
Contact

Project #	11-WTR-002
Project Name	Magnesium Street Watermain Looping



Capital Improvement Program

2012 *thru* 2016

City of Ramsey, Minnesota

Department Water Utility

Contact

Type Improvement

Useful Life 25

Category Water Utility Improvement

Priority 6-Planned

Status Active

Total Project Cost: \$25,000

Project #	11-WTR-003
Project Name	Fire Station #1 Extension of Water

Description

Extend municipal water from parking lot into Fire Station #1 building.

Justification

Treated water is currently at the west end of parking lot on the property. This extension would allow for the installation of a sprinkler system within the building while also improving water quality inside of the building. The current well would be used for irrigation on the site.

Trunk charges are waived for public buildings. Total project cost: \$45,000

Expenditures	2012	2013	2014	2015	2016	Total
Improvements Other than Build	25,000					25,000
Total	25,000					25,000

Funding Sources	2012	2013	2014	2015	2016	Total
Public Improvement Revolving	25,000					25,000
Total	25,000					25,000

Capital Improvement Program
City of Ramsey, Minnesota

2012 *thru* 2016

Department Water Utility
Contact

Project #	11-WTR-003
Project Name	Fire Station #1 Extension of Water



Capital Improvement Program

2012 *thru* 2016

City of Ramsey, Minnesota

Department Water Utility

Contact

Type Improvement

Useful Life 50 Years

Category Water Utility Improvement

Priority 6-Planned

Status Active

Total Project Cost: \$350,000

Project #	12-WTR-001
Project Name	Watermain Sunfish Lk Blvd

Description	
Extend watermain along Sunfish Lake Boulevard from Sunwood Drive to Fox Knoll	

Justification	
This project will complete another watermain loop connection, providing increased fire flows, increased pressure and enhanced system reliability.	

Expenditures	2012	2013	2014	2015	2016	Total
Improvements Other than Build					350,000	350,000
Total					350,000	350,000

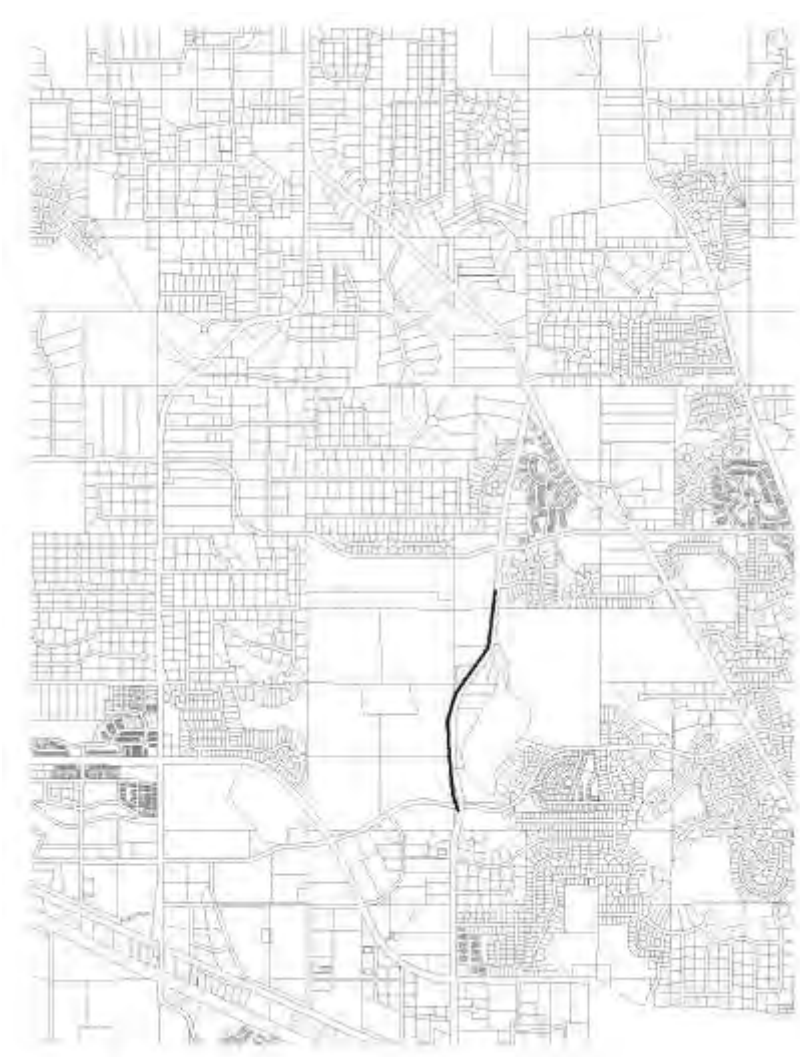
Funding Sources	2012	2013	2014	2015	2016	Total
Water Utility Fund					350,000	350,000
Total					350,000	350,000


Capital Improvement Program
City of Ramsey, Minnesota

2012 thru 2016

Department Water Utility
Contact

Project #	12-WTR-001
Project Name	Watermain Sunfish Lk Blvd





CASH FLOW PROJECTIONS

THIS PAGE INTENTIONALLY BLANK

BUSINESS LOAN FUND - CASHFLOW PROJECTIONS

Business Revolving Loan Fund

Actual	Actual	Actual	Actual	Actual	Actual	Actual	Actual	Actual	Actual
2008	2009	2010	2011	2012	2013	2014	2015	2016	
185,496.34	195,140.44	230,253.35	254,697.69	281,776.58	300,231.72	315,793.08	318,951.01	323,735.28	
FUND BALANCE, Beginning of Year									
REVENUES:									
12,805.32	11,738.21	0.00	0.00	0.00	0.00	0.00	0.00	0.00	0.00
1,050.10	4,361.10	4,630.05	14,088.27	5,218.81	4,121.96	0.00	0.00	0.00	0.00
359.27	1,276.37	1,094.31	443.68	418.61	103.80	0.00	0.00	0.00	0.00
9,313.01	9,692.43	10,105.26	10,498.30	10,926.04	9,444.27	0.00	0.00	0.00	0.00
2,228.94	1,849.80	1,349.82	1,043.66	615.92	174.01	0.00	0.00	0.00	0.00
9,729.46	7,737.00	8,806.90	2,546.98	2,817.77	3,002.32	3,157.93	4,784.27	4,856.03	
0.00	0.00	0.00	0.00	0.00	0.00	0.00	0.00	0.00	
35,486.10	36,654.91	25,986.34	28,620.89	19,997.15	16,846.36	3,157.93	4,784.27	4,856.03	
Total Revenues									
EXPENDITURES:									
24,300.00									
1,542.00	1,542.00	1,542.00	1,542.00	1,542.00	1,285.00				
25,842.00	1,542.00	1,542.00	1,542.00	1,542.00	1,285.00	0.00	0.00	0.00	0.00
9,644.10	35,112.91	24,444.34	27,078.89	18,455.15	15,561.36	3,157.93	4,784.27	4,856.03	
Increase (Decrease) in Cash									
195,140.44	230,253.35	254,697.69	281,776.58	300,231.72	315,793.08	318,951.01	323,735.28	328,591.30	
FUND BALANCE, End of Year									

EQUIPMENT REVOLVING FUND - CASHFLOW PROJECTIONS

EQUIPMENT REVOLVING FUND #234

	Actual 2008	Actual 2009	Actual 2010	Estimated 2011	Estimated 2012	Estimated 2013	Estimated 2014	Estimated 2015	Estimated 2016
FUND BALANCE, Beginning of Year	4,373,436.90	3,669,695.17	3,609,061.22	3,342,842.56	3,239,764.89	2,931,910.54	2,869,802.64	2,835,064.67	2,806,254.64
REVENUES:									
Transfers from General Fund:									
Excess Revenue	0.00	0.00	0.00	0.00	0.00	0.00	0.00	0.00	0.00
QCTV Funds				30,000.00					
Sale of Fixed Assets	2,500.00	0.00	0.00	0.00	0.00	0.00	0.00	0.00	0.00
Pri-Sunfish Commons	11,873.37	11,438.59	0.00	0.00	0.00	0.00	0.00	0.00	0.00
Int-Sunfish Commons	931.89	299.56	0.00	0.00	0.00	0.00	0.00	0.00	0.00
Interest Earnings	210,701.04	128,977.87	131,239.16	50,142.64	32,397.65	29,319.11	28,698.03	42,525.97	42,093.82
Total Revenues	226,006.30	140,716.02	131,239.16	80,142.64	32,397.65	29,319.11	28,698.03	42,525.97	42,093.82

EXPENDITURES:

Capital Outlay:

Parks CIP

General Government

Fire

Parks/PW

Police

Improvements with qctv funds

Transfers to General Fund

Debt Service on Equipment Certificates

Debt Service on Muni Bldg

Capital Outlay

Muni Center Remodel

Fire Station Generator

PW Repair parts on sweeper

Fire Station #2 Rebuild

Sign Making Equipment

Total Expenditures

Increase (Decrease) in Cash

FUND BALANCE, End of Year

	929,748.03	201,349.97	397,457.82	183,220.31	340,252.00	91,427.00	63,436.00	71,336.00	128,718.00
	(703,741.73)	(60,633.95)	(266,218.66)	(103,077.67)	(307,854.35)	(62,107.89)	(34,737.97)	(28,810.03)	(86,624.18)
FUND BALANCE, End of Year	3,669,695.17	3,609,061.22	3,342,842.56	3,239,764.89	2,931,910.54	2,869,802.64	2,835,064.67	2,806,254.64	2,719,630.46

**FOR 2012-2016 CIP Equipment Purchases for Years 2013-2016 Are Shown as Funding From Capital Equipment Certificates for Amounts Exceeding Accumulated Depr

FACILITY FUND #412 - CASHFLOW PROJECTIONS

FACILITY FUND #412

	Actual 2008	Actual 2009	Actual 2010	Est 2011	Est 2012	Est 2013	Est 2014	Est 2015	Est 2016
FUND BALANCE, Beginning of Year	169,612.48	168,249.00	174,235.48	137,383.94	118,205.78	99,387.84	381.72	387.44	393.26
REVENUES:									
Excess Revenue Transfer (Year End)	0.00								
Interest Earnings	8,287.01	5,986.48	2,613.53	1,373.84	1,182.06	993.88	5.73	5.81	5.90
Total Revenues	8,287.01	5,986.48	2,613.53	1,373.84	1,182.06	993.88	5.73	5.81	5.90
EXPENDITURES:									
PW Salt Shed	9,650.49								
Property Taxes				15,500.00					
Retrofit PW			9,465.07						
PID Wire Circuits					20,000.00				
Sprinkler Fire Station #1									
Land Fire Station #4						100,000.00			
City Hall/Fire Station Design				5,052.00					
City Hall Remodel			30,000.00						
Total Expenditures	9,650.49	0.00	39,465.07	20,552.00	20,000.00	100,000.00	0.00	0.00	0.00
Increase (Decrease) in Cash	(1,363.48)	5,986.48	(36,851.54)	(19,178.16)	(18,817.94)	(99,006.12)	5.73	5.81	5.90
FUND BALANCE, End of Year	168,249.00	174,235.48	137,383.94	118,205.78	99,387.84	381.72	387.44	393.26	399.15

Landfill Trust Fund	Actual 2008	Actual 2009	Actual 2010	Projected 2011	Projected 2012	Projected 2013	Projected 2014	Projected 2015	Projected 2016
Fund #803									
Cash Balance									
Beginning Balance	3,420,806	3,536,624	3,616,892	3,307,739	1,190,928	1,960,170	2,246,296	2,341,103	2,437,301
Interest Earnings	157,054.06	105,902.00	96,290.49	33,077.39	11,909.28	19,601.70	33,694.44	35,116.54	36,559.52
Loan Payments-Interest Only									
PW Facility Loan-Int (6%)-12yr									
PD Facility Loan-Int (8%)-20 YI	28,094	25,453	22,600	19,519	16,191	12,597	8,716	4,525	
Loan Payments-Principal Only									
PW Facility Loan-Prin (6%)-12y									
PD Facility Loan-Prin (8%)-20 Y	33,018	35,660	38,512	41,593	44,921	48,515	52,396	56,557	
Internal Loan-Ramsey Rail									
Principal									
Interest									
Muni Center Debt Transfer									
Loan for Ramsey Rail Stop				(1,811,000)					
One-Time Transfer for Muni Debt									
Elmcrest Creek Trail									(75,000)
Ramsey Crossings-City costs after pr to l	(30,284)	(14,660)							
RTC Ramp Expense									
Share of Ramsey Express Bus (net of	(72,064)	(72,087)	(466,556)	(400,000)	(540,000)				
Trott Brook Trail Corridor									
Remaining Balance	3,536,624	3,616,892	3,307,739	1,190,928	1,960,170	2,246,296	2,341,103	2,437,301	(15,000)

LANDFILL TRUST FUND:

Revenue Sources:

1. Interest Earnings

Expenditure Uses:

1. Legal Expenses related to fare and post closure
2. Transfers to Park Improving Fund (425)-This fund is used to account for park acquisitions and improvements as detailed in CIP
In an amount not to exceed available in the fund
3. Transfers to non-operating set, retire or avoid future debt. Can not exceed amount of interest earnings.
4. Any capital expenditures thru City Council. Need four-fifths vote of City Council.
5. Loans or transfers other than principal. Need four-fifths vote of City Council.
6. Eligible for interfund loans. Principal balance can be used as a source of loan. Need to be approved by four-fifths of City Council.

LAWFUL GAMBLING FUND - CASHFLOW PROJECTIONS

LAWFUL GAMBLING FUND #270

	Actual 2008	Actual 2009	Actual 2010	2011	2012	2013	2014	2015	2016
FUND BALANCE, Beginning of Year	190,149.39	216,537.90	114,383.69	138,491.84	157,011.76	163,581.88	189,217.69	176,055.96	202,696.80
REVENUES:									
Required Contributions:									
Anoka Area Ice Arena Association	4,600.00	4,353.83	4,055.03	3,000.00	3,000.00	3,000.00	3,000.00	3,000.00	3,000.00
Climb Theatre	12,909.70	11,356.76	9,360.78	8,000.00	8,000.00	8,000.00	8,000.00	8,000.00	8,000.00
Outreach Six Acres	0.00								
Ramsey Lions Club	23,545.08	21,359.70	16,090.28	16,380.00	17,000.00	21,000.00	21,000.00	21,000.00	21,000.00
Donations	800.00	920.00	5,585.00	255.00	0.00	0.00	0.00	0.00	0.00
Lions Donation for Building Fund									
Interest Earnings	10,946.04	6,097.00	4,517.06	1,384.92	1,570.12	1,635.82	2,838.27	2,640.84	0.00
Miscellaneous	0.00	0.00	0.00	0.00	0.00	0.00	0.00	0.00	0.00
Total Revenues	52,800.82	44,087.29	39,608.15	29,019.92	29,570.12	33,635.82	34,838.27	34,640.84	32,000.00

EXPENDITURES:

Park Improvement Program									
Central Park Entrance Sign/locks		3,235.00					40,000.00		35,000.00
Lake Itasca Observation Boardwalk									
Observation Deck-Mississippi									
Skate Ramp									
Youth First		500.00	500.00	500.00	3,000.00	3,000.00	3,000.00	3,000.00	3,000.00
Juvenile Diversion		5,000.00	5,000.00	5,000.00	5,000.00	5,000.00	5,000.00	5,000.00	5,000.00
North Commons Park					15,000.00				
Ramsey Foundation-Cor Performance									
Safety Camp			5,000.00	5,000.00					
Community Programs	22,000.00	11,250.00							
Dog Park-Alpine Park		6,959.50							
Skateboard Park in Alpine Park	412.31	124,797.00							
Anoka Aquatic Center Funding	4,000.00								
Transfers to Other Funds -									
Total Expenditures	26,412.31	146,241.50	15,500.00	10,500.00	23,000.00	8,000.00	48,000.00	8,000.00	43,000.00

Increase (Decrease) in Cash 26,388.51 (102,154.21) 24,108.15 18,519.92 6,570.12 25,635.82 (13,161.73) 26,640.84 (11,000.00)

FUND BALANCE, End of Year 216,537.90 114,383.69 138,491.84 157,011.76 163,581.88 189,217.69 176,055.96 202,696.80 191,696.80

Amended Fund Balance 114,383.69 138,491.84 157,011.76 163,581.88 189,217.69 176,055.96 202,696.80 191,696.80

MSA Fund	Actual 2009	Actual 2010	Projected 2011	Projected 2012	Projected 2013	Projected 2014	Projected 2015	Projected 2016
Beginning Balance	825,672	661,593	707,503	172,759	(153,182)	(3,320,976)	(2,555,318)	(1,781,723)
Revenues								
Current Year Allocation (Held at State)	944,856	957,571	1,015,244	933,000	933,000	933,000	933,000	933,000
MSA City Received from Held Allocation	194,699	824,093						
Reimburse MSA with Land Proceeds for Sunfising Bonding (\$4,591,373 - 10 Year reim??)	20,420	30,085	(1,250)	459,137	459,137	459,137	459,137	459,137
Interest Earnings				(4,212)	(5,431)	(21,270)	(17,442)	(13,574)
Total Revenue	<u>1,985,647</u>	<u>2,473,342</u>	<u>1,721,497</u>	<u>1,560,683</u>	<u>1,233,524</u>	<u>(1,950,108)</u>	<u>(1,180,623)</u>	<u>(403,160)</u>
Expenditures								
Street Maintenance Projects	(94,102)	(168,600)						
MSA Maintenance (Received from State Held Allocation)	(140,000)	(140,000)	(140,000)	(150,000)	(150,000)	(150,000)	(150,000)	(150,000)
CIP Projects								
County Road #5/Alpine Drive Realignment								(500,000)
Armstrong/Bunker Bonding		(242,241)	(281,000)	(52,498)	(275,070)	(295,420)	(295,470)	(295,420)
Alpine/Roanoke			(175,502)					
Sunwood/Armstrong Intersection Impr (Reim with 14)					(500,000)			
Bunker Lake Blvd/Sunwood Drive Traffic Signal					(2,000,000)			
Bunker Lake Blvd Extension					(1,466,000)			
Riverdale Drive Ext Traprock-Armstrong								(1,500,000)
167th Avenue Extension - to Variolite			(70,000)					
Sunfish Lake Blvd/Alpine Drive Intersection Impr			(718,681)					
Dysprosium Street Reconstruction								
McKinley Street (see TIF 1)				(1,350,000)				
Riverdale Drive to Tungsten Street Reconstruction								(1,700,000)
Variolite Street Alpine Drive to RTC		(192,631)						
167th Avenue Extension - Jasper to Armstrong B	(895,252)	(176,640)	(163,555)	(161,368)	(163,430)	(159,790)	(155,630)	(155,630)
Sunfish Blvd bond payments								
Total Expenditures	<u>(1,324,054)</u>	<u>(1,765,839)</u>	<u>(1,548,738)</u>	<u>(1,713,865)</u>	<u>(4,554,500)</u>	<u>(605,210)</u>	<u>(601,100)</u>	<u>(4,301,050)</u>
Remaining Balance	<u>661,593</u>	<u>707,503</u>	<u>172,759</u>	<u>(153,182)</u>	<u>(3,320,976)</u>	<u>(2,555,318)</u>	<u>(1,781,723)</u>	<u>(4,704,210)</u>

NOTE: Revenue Source from Land Sales may not be there. Estimated only.

Park Improvement Trust

	Actual 2008	Actual 2009	Actual 2010	Projected 2011	Projected 2012	Projected 2013	Projected 2014	Projected 2015	Projected 2016
Beginning Balance	4,234,812	4,332,196	4,014,829	2,021,123	1,845,668	1,187,988	273,732	(453,298)	(866,233)
Projected Revenue									
Park/Trail Dedications	19,267	1,376	25,934	1,820	10,000	10,000	10,000	10,000	10,000
Mobile Tower Rental	16,660	36,000	18,000	18,000	18,000	18,000	18,000	18,000	18,000
Draw Park Internal Loan Reim - \$91.5	-	-	886	2,069	101,864	101,864	101,864	101,864	101,864
Donations	-	-	-	-	1,000	1,000	1,000	1,000	1,000
Interest Earnings	182,710	130,930	130,683	20,211	18,457	11,880	4,106	(6,799)	(12,994)
Total Revenue	218,637	168,306	175,504	42,100	149,321	142,744	134,970	124,065	117,870
CIP Projects									
Alpaca Estates Outlet									(35,000)
Alpine Park Winter Facilities									(2,500,000)
Community Garden		(10,000)							
Central Park Redevelopment									
Community Building for Elmcrest Pa									
Drinking Fountains	(5,080)								
Draw Park			(1,252,957)	(8,026)		(7,000)	(7,000)	(7,000)	
Draw Park Lighting									
Draw Park Waterfall									
Draw Park Entrance Monument									
Draw Park Water Fountains									
Draw Park Landscaping									
Draw Park Grates									
Draw Park Building									
Draw Park Internal Loan			(915,000)				(75,000)		
Rhinestone Parking Lot				(137,912)					
Card Reader-Canoe Rental				(6,777)					
Elmcrest Creek Trail									
Elmcrest Park Third Phase/Security	(19,505)	(91,736)					(50,000)		(225,000)
Elmcrest Park Entrance	(865)								
Emerald Pond	(34,570)								
Fordbrook Playground									
Highway 47 underpass	(11,809)								
Hunters Hill Park Redevelopment									
Irrigation Titterud Park									
McKinley Train Connection to Anok									
Landscape Improvements for Parks	(1,122)			(3,082)					
Mississippi River Park Development									
Multi-Sports Facility									
Park Security Enhancements									
Rabbit Park Phase II									
Restroom Facilities									
Riverdale Park Impr		(55,038)							
Riversbluff Outlaws A Acquisition									
Single Road Access Areas									
Sixth Community Park									

	Actual 2008	Actual 2009	Actual 2010	Projected 2011	Projected 2012	Projected 2013	Projected 2014	Projected 2015	Projected 2016
Park Improvement Trust									
Smith Parcel for Alpine Park		(51,905)							
Sunfish Lake Park Development	(48,302)	(259,889)	(1,253)	(61,759)					
Sunfish Lake Park-General Fund Ttraaff Time on Sunfish Park									
Tennis Courts hydroblasted		(15,800)				(550,000)	(300,000)		
Trail Projects		(1,304)					(400,000)	(400,000)	(400,000)
Lake Itasca Park Phase I & II (Futuras)									
Total CIP Projects	(121,253)	(485,673)	(2,169,210)	(217,556)	(807,000)	(1,057,000)	(862,000)	(537,000)	(5,561,000)
Remaining Balance	4,332,196	4,014,829	2,021,123	1,845,668	1,187,988	273,732	(453,298)	(866,233)	(6,309,363)

Park Improvement Trust Fund

Sources:

1. Park Dedication Fees
2. Donations
3. Interest Earnings
4. Transfers from Landfill Trust Fu

Expenditure Uses:

1. Land Acquisition
2. Park Improvements

PUBLIC IMPROVEMENT REVOLVING FUND - CASHFLOW PROJECTIONS

PUBLIC IMPROVEMENT REVOLVING FUND #400

	Actual 2008	Actual 2009	Actual 2010	Proposed 2011	Proposed 2012	Proposed 2013	Proposed 2014	Proposed 2015	Proposed 2016
FUND BALANCE - Beginning of Year	785,490.70	1,328,578.65	1,673,587.11	1,700,019.84	1,502,798.04	747,194.02	276,165.96	71,808.45	(105,614.42)
REVENUES:									
Special Assessments (P&I)	722,623.80	454,468.21	497,225.83	450,000.00	300,000.00	300,000.00	300,000.00	300,000.00	300,000.00
Transfers from Other Funds:									
General Fund - 10% transfer	0.00	0.00	603,000.00	220,948.00					
Non-TIF Interest Transfer									
TIF 10 Reimbursement Interfund Loan									
Close Project Funds	135,619.95			11,336.00	10,868.00				
Pm/Int-Park & Ride	12,740.00	12,272.00	11,465.64	17,000.20	15,027.98				
Interest Earnings	50,787.39	67,780.78	62,964.65	530.00		7,471.94	4,142.49	1,077.13	(1,584.22)
Miscellaneous/anoka city share access mgmt									
Total Revenues	921,771.14	534,520.99	1,175,186.12	699,284.20	325,895.98	307,471.94	304,142.49	301,077.13	298,415.78

EXPENDITURES:

150th Avenue Sidewalk			51,704						
2012 Budget-Muni Center Debt				172,000	603,000				
151/152nd Assessment			211,686						
Ute Stret Assess			31,168						
Dysprosium Assess				107,493					
Chameleon Street Assess				142,330					
Transmission Lines buried (internal Loan Res TIF 14- 4% interest 3-8-11				175,000					
Azurite Septic Repair Assessed			5,174						
Alpine Drive Railroad Crossing				98,000					
River Pines Lift Station Street Connection									
Garnet Street Reconstruction						300,000	55,000	219,500	
IF used ShortTerm funding for budget for street maint				11,087					
Alpine /Roanoake Assess								25,000	
Single Road Access Areas									
Foster ROW Purchase			380,312						
Anoka Cnty S.A. Expenses	6,133	6,464	6,865	5,596	14,000	14,000	14,000	14,000	14,000
Transfers to Other Funds:									
S/A To proj/bond funds					244,500				
Closed Project Funds	137,202								
General - Street Maint Prog	235,349	183,048	461,845	185,000	220,000	220,000	220,000	220,000	220,000
Total Expenditures	378,683	189,513	1,148,753	896,506	1,081,500	778,500	508,500	478,500	234,000
INCREASE (DECREASE) IN CASH	543,087.95	345,008.46	26,432.73	(197,221.80)	(755,604.02)	(471,028.06)	(204,357.51)	(177,422.87)	64,415.78
FUND BALANCE - End of Year	1,328,578.65	1,673,587.11	1,700,019.84	1,502,798.04	747,194.02	276,165.96	71,808.45	(105,614.42)	(41,198.64)
			1,097,019.84	899,798.04					

Sewer Utility Fund Working Capital	Actual 2008	Actual 2009	Actual 2010	Projected 2011	Projected 2012	Projected 2013	Projected 2014	Projected 2015	Projected 2016
Beginning Balance	6,208,423	6,578,086	4,970,678	4,862,722	5,400,006	5,856,320	5,403,027	5,246,732	5,454,284
Utility Revenue									
From Utility Billings	1,208,843	1,200,891	1,261,609	1,227,548	1,258,237	1,289,693	1,321,935	1,354,983	1,514,343
Internal Loan to offset Muni Center Debt beginning year 2010 20 years 5%			30,243	61,853	61,853	61,853	61,853	61,853	61,853
Internal loan to offset RTC land Purchase			244,914	259,880	259,880	259,880	259,880	259,880	259,880
Interest Earnings	329,043	206,288		48,627	54,000	58,563	81,045	78,701	81,814
SAC(3421 acct)	16,400	9,200	7,760	30,000	30,000	30,000	30,000	30,000	
Connection Charges-Trunk (3431 acct)3%	12,060	4,862	36,206	50,000	50,000	50,000	50,000	50,000	
Reduced by John Peterson Reim of 483 units									
Operating Expense (Personal Services, Supplies, Other Services & Charges)	(526,105)	(656,533)	(688,688)	(1,140,624)	(1,197,656)	(1,257,538)	(1,295,264)	(1,334,122)	(1,374,146)
CIP Projects-Sewer Utilities									
Utility Truck								(25,000)	
Sewer Jet Vac Truck	(343,355)	(4,717)							
Abandon Wildlife Sanctuary Lift Station							(352,000)		
Abandon Liftstation River Pines							(45,000)		
167th Avenue Extension									
RTC Land Loan		(2,334,394)							
Elmcrest Park									
NW S&W Ext(20yr-4.5%)	(34,973)	(33,005)							
PW Land/Building	(292,250)								
Sewer ext for NE Area (20 year at 4.5%)									
Sewer Ext Armstrong to Traprock						(268,744)	(268,744)	(268,744)	
Fire Station #1 Sanitary Sewer					(20,000)	(507,000)			
Lift Station #1 Replace Cabinet					(40,000)				
Internal Loan to offset Muni Center Debt beginning year 2011 20 years 5%			(1,000,000)						
Brookfield-Oversizing san sewer									
Septic Discharge System									(113,500)
Water Treatment Plant Extend Sewer									
West Mississippi Park Sewer						(170,000)			
Remaining Balance	6,578,086	4,970,678	4,862,722	5,400,006	5,856,320	5,403,027	5,246,732	5,454,284	5,615,784

**Stormwater Management Fund
Fund #292**

	Actual 2008	Actual 2009	Actual 2010	Projected 2011	Projected 2012	Projected 2013	Projected 2014	Projected 2015	Projected 2016
Beginning Balance	920,836	967,741	398,378	331,455	342,579	371,255	400,218	431,596	463,445
Developer's Contributions	425	-	24,473	7,732	25,000	25,000	25,000	25,000	25,000
Interest Earnings	47,707	27,494	15,142	3,392	3,676	3,963	6,378	6,849	7,327
CIP Projects-Park Projects									
Wetland Credits			(50,610)						
Sunfish Lake Blvd Storm		(200,000)							
Outfall to Mississippi	(1,227)	(396,857)	(55,928)						
NE/NW Sewer Extension									
Remaining Balance	<u>967,741</u>	<u>398,378</u>	<u>331,455</u>	<u>342,579</u>	<u>371,255</u>	<u>400,218</u>	<u>431,596</u>	<u>463,445</u>	<u>495,772</u>

	Actual 2008	Actual 2009	Actual 2010	Projected 2011	Projected 2012	Projected 2013	Projected 2014	Projected 2015	Projected 2016
Storm Water Utility Fund									
Working Capital									
Beginning Balance	601,525	615,570	755,066	938,086	1,125,688	1,206,908	503,590	755,994	703,031
Utility Revenue	566,506	578,666	617,366	635,887	654,964	674,612	694,851	715,696	737,167
From Utility Billings									
Interest Earnings	26,436.00	26,732.19	35,398.00	9,380.86	11,256.88	12,069.08	7,553.84	11,339.92	10,545.46
Operating Expense									
(Personal Services, Supplies, Other Services & Charges)	(162,893)	(168,611)	(173,669)	(250,000)	(275,000)	(275,000)	(275,000)	(275,000)	(275,000)
CIP Projects-Stormwater Utility									
149th Avenue along Trunk Hwy #47									
NE/NW Sewer Extension(recoded to storm mgmt fund)									
Sunfish/143rd									
County 43 Ditch Cleaning					(75,000)	(75,000)	(75,000)	(75,000)	(150,000)
Annual Drainage Enhancement					(75,000)	(75,000)	(75,000)	(75,000)	(75,000)
River Storm Water Discharge Treatment									
Brook View Park Erosion									
151st/152nd									
Chameleon St									
167th Avenue & Sodium Storm									
167th Avenue Extension									
176th Culvert									
Now & Then Estates Street Reconstruction									
PW Land/Building									
Ute Street									
West Mississippi Outlet						(560,000)			(250,000)
RTC Bunker Lake Blvd (Armstrong to Ramsey Blvd)20 Year at 5%									
Whispering Pines Est Plat 2 Storm								(330,000)	
Storm Water Projects					(50,000)	(25,000)	(25,000)	(25,000)	(25,000)
Stormwater Drainage Impr (see project list)					(110,000)	(380,000)			
Wetland 656 Outlet									
Remaining Balance	615,570	755,066	938,086	1,125,688	1,206,908	503,590	755,994	703,031	675,743

	Actual 2008	Actual 2009	Actual 2010	Projected 2011	Projected 2012	Projected 2013	Projected 2014	Projected 2015	Projected 2016
Street Light Utility									
Working Capital									
Beginning Balance	971,123	1,091,042	1,107,885	1,167,489	1,185,177	1,187,590	1,173,083	1,145,658	1,097,320
Utility Revenue	183,560	172,897	179,272	175,049	175,000	175,000	175,000	175,000	175,000
From Utility Billings									
Contributions from Developers									
Interest Earnings	52,781.00	40,288.00	41,462.00	11,674.89	11,851.77	11,875.90	17,596.25	17,184.87	16,459.80
Operating Expense									
(Personal Services, Supplies, Other									
Services & Charges)	(96,261)	(118,026)	(140,032)	(154,035)	(169,439)	(186,383)	(205,021)	(225,523)	(248,075)
CIP Projects-Street Light Utility									
Priority/Developer Street Lights	\$ (20,161)	\$ (78,316)	\$ (21,098)	\$ (15,000)	\$ (15,000)	\$ (15,000)	\$ (15,000)	\$ (15,000)	\$ (15,000)
Remaining Balance	1,091,042	1,107,885	1,167,489	1,185,177	1,187,590	1,173,083	1,145,658	1,097,320	1,025,704

Water Utility

	Actual 2008	Actual 2009	Actual 2010	2011	2012	2013	2014	2015	2016
Capital Expenses-Equipment									
CIP Projects									
PW Land/Building	\$ (292,250)								
PW Land/Building-Internal Loan to General Fund 20 years 5%	\$ (719,774)								
Internal Loan to offset Muni Center Debt beginning year 2010 20 years 5%		\$ (1,000,000)							
Internal Loan for RTC Land Purchase		\$ (2,334,394)							
Internal Loan to offset Muni Center Debt beginning year 2012 20 years 5%				\$ (1,000,000)					
Utility Truck								\$ (25,000)	
A. Water Supply & Treatment Improvements									
1 Renovate Pump House #2	\$ (141,443)				\$ (30,000)				\$ (49,000)
2 Renovate Pump House #3	\$ (158,623)	\$ (69,373)			\$ (50,000)				\$ (60,000)
3 Well #1 Rehabilitation									
4 Well #7 & 8									
6 Bonding & Study for Water Treatment Facility (20 yrs @5.0%-\$18.4M)									
7 Site Acquisition for Water Treatment Plant					\$ (249,200)				
8 Water Meter Replacement									
B. Water Storage Improvements									
1 1.5 MG Ground Storage Reservoir									
2 2.00 MG Elevated Storage Reservoir (Elmcrest Park)	\$ (49,925)	\$ (2,176,853)	\$ (1,213,501)						
3 2.00 MG Elevated Storage Reservoir (Elmcrest Park) Site Land		\$ (768,513)							
C. Distribution System Improvements									
2 Alpine Park to Regency Pond	\$ (1,143)	\$ (314,533)							
5 NE & NW S&W Ext	\$ (39,280)								
8 Alpine Drive-CSAH 5 to Germanium St Watermain									
Magnesium St Watermain Looping					\$ (120,000)				
Fire Station #1 Extension of Water					\$ (25,000)				
# Oak Park Terrace				\$ (15,000)					
# River Pines Lift Station Water Connection									
# General Infrastructure Needs									
D. Distribution System Maintenance Improvements									
Watermain Looping Bunker Lake Blvd									
Watermain Looping Sunfish Lake Blvd									
Sunfish Lake Blvd/Alpine Drive Intersection Sign									
6 Watermain Looping Ramsey Blvd Armstrong Blvd									
Subtotal - Capital Expenses	\$ (1,614,490)	\$ (6,873,666)	\$ (1,424,072)	\$ (1,607,300)	\$ (949,200)	\$ (273,000)	\$ (1,857,182)	\$ (1,764,182)	\$ (2,166,182)
Operational Expenses									
Operating Expense-Distribution and Administration	\$ (753,600)	\$ (603,685)	\$ (792,870)	\$ (772,500)	\$ 795,675	\$ 819,545	\$ 844,131	\$ 869,455	\$ (1,386,393)
Operating Expense-Treatment									
Subtotal-Operating Expense	\$ (753,600)	\$ (603,685)	\$ (792,870)	\$ (772,500)	\$ 795,675	\$ 819,545	\$ 844,131	\$ 869,455	\$ (1,386,393)
Total Annual Expenses	\$ (2,368,090)	\$ (7,477,351)	\$ (2,216,942)	\$ (2,379,800)	\$ (153,525)	\$ (3,340,570)	\$ (1,609,540)	\$ (1,509,110)	\$ (4,185,390)
Water System Revenue									
1 Fiscal Impact Study 10/05 reduced by 200-300 units per year to be conservative)									
Water Sales (\$1000 gal)(5% annual increase)	816	895	784	900	502	394	369	301	160
Water rates (\$/connection)(4.5% annual increase)	874,633,968	923,993,850	973,353,713	975,000,000	975,000,000	975,000,000	975,000,000	975,000,000	1,269,477,300
Water Availability Charge (WAC) (\$/connection)(4.5% annual increase)	1,96	2,05	2,16	2,27	2,38	2,50	2,62	2,75	2,89
Connection/Trunk Charge (\$/connection)(4.5% after year 2005)	2,022	2,113	2,209	2,308	2,412	2,472	2,534	2,597	2,662
Water Rate Revenue(Water Sales/1000 x Water Rates) + water meters	1,539,665	1,693,581	1,633,461	1,833,400	1,888,402	1,945,054	2,003,406	2,063,508	3,670,476
WAC Revenue(Service Connections x Wac Charge)	169,932	77,850	165,406	200,000	200,000	200,000	200,000	200,000	313,841
Trunk Charge Revenue (Service Connections when platted x Connection Charge)	20,220	10,600	79,711	100,000	100,000	100,000	100,000	100,000	425,950
Interest Earnings	594,177	459,839	306,955	106,070	109,111	146,418	133,430	147,088	163,359
Total System Revenue	\$ 2,323,994	\$ 2,241,870	\$ 2,185,533	\$ 2,239,470	\$ 2,297,513	\$ 2,391,472	\$ 2,436,835	\$ 2,510,596	\$ 4,573,626
Trunk Charges returned to John Peterson									
Internal Loan to offset Muni Center Debt beginning year 2009 20 years 5%									
PW Land/Building-Internal Loan to General Fund 20 years 5%									
Internal Loan to offset Muni Center Debt beginning year 2011 20 years 2%									
Internal Loan for RTC Land 10 year 2%									
Water Working Capital Balance									
Total Annual Expenses	\$ (2,368,090)	\$ (7,477,351)	\$ (2,216,942)	\$ (2,379,800)	\$ (153,525)	\$ (3,340,570)	\$ (1,609,540)	\$ (1,509,110)	\$ (4,185,390)
Total System Revenue	\$ 2,323,994	\$ 2,241,870	\$ 2,185,533	\$ 2,239,470	\$ 2,297,513	\$ 2,391,472	\$ 2,436,835	\$ 2,510,596	\$ 4,573,626
Net Income(Loss)	\$ (44,096)	\$ (5,095,711)	\$ (98,361)	\$ (108,361)	\$ (2,487,101)	\$ (965,866)	\$ (910,529)	\$ (1,084,719)	\$ 450,089
Beginning Water Working Capital Balance	\$ 12,102,747	\$ 12,058,651	\$ 6,962,941	\$ 7,071,302	\$ 7,274,084	\$ 9,761,185	\$ 8,895,321	\$ 9,805,849	\$ 10,890,568
Ending Water Working Capital Balance	\$ 12,058,651	\$ 6,962,941	\$ 7,071,302	\$ 7,274,084	\$ 9,761,185	\$ 8,895,321	\$ 9,805,849	\$ 10,890,568	\$ 11,340,657

TIF Projections District #1-Rivers Bend

TIF PROJECTIONS DISTRICT #1

Projected Revenue FOR TIF I	Actual 2008	Actual 2009	Actual 2010	Decertifies Projected 2011	FUTURE Projected 2012>>>>>
District I (2011) Balance	817,357	1,012,349	1,415,773	2,122,527	-
Revenues					
TIF Increments	853,646	886,402	867,508	796,980	
Trans from TIF 10 Land sales/Orig Land Purchased with TIF 1 Bond (Fund 332)				787,803	
Advancement on F&C 10 year loan (See \$1,420,000 below)				120,000	
Transfer from TIF 10 for non-increment int attributed to land sales above				24,713	
F&C Loan paid back					1,300,000
Repay for Sunfish Park Bond Proceeds		30,000			
Transfer of Int earnings prior to 1997 to HRA				(263,496)	
Interest Earnings	41,458.38	44,765.79	59,429.26	31,837.90	-
Total Revenue	895,104	961,168	926,937	1,497,838	1,300,000
Less:					
Bond Pm/Int-Sunfish Business Park(Fund 331, 332)					
(\$1,045,000 & \$1,215,000)	(426,927)	(327,127)			
(Azurite St & Waste Mgmt Site)					
Bond Principal (B&A Cyl \$1,035,000) FUND #342	(165,000)	(175,000)	(185,000)	(200,000)	
Bond Interest (B&A Cyl \$1,035,000)	(36,570)	(28,485)	(19,735)	(10,300)	
McKinley Street or Road Reconstructions					(1,250,000)
Interfund Loan F&C (Tif Spending Plan)				(1,420,000)	
Administrative Expenses	(28,354)	(27,132)	(15,448)	(35,000)	
Total Expense	(656,851)	(557,744)	(220,183)	(1,665,300)	(1,250,000)
CIP Project Costs:					
Ramp Construction Extension				(900,000)	
Rail Stop ROW				(862,064)	
County #1116 acquisition				(193,000)	
Well #7 RTC Phase 1	(43,262)				
Total CIP Project Costs	(43,262)	-	-	(1,955,064)	
Remaining TIF Balance	1,012,349	1,415,773	2,122,527	0	50,000
(Total Revenue less Total Project Costs)					

>>>After Year 2012 City will keep TIF 1 open to track funds that will be paid back from Loan #1 with F&C -The Residence Project

TIF Projections District #2 - Gateway
(2013)

	Actual 2008	Actual 2009	Actual 2010	Projected 2011	Projected 2012	Decertifies Projected 2013	FUTURE Projected 2014<>>>>>
Revenues							
TIF Increments on agreements	1,597,314	1,713,092	1,778,780	1,606,000	1,437,582	1,437,582	
Land Sale-Brown	38,653						
Internal Loan From Landfill Trust Fund				1,811,000			2,444,000
F&C City Fees Paid back via TIF 14 (limit 5% annual increment)Pm only 4% int allowed							500,000
F&C Admin Fees Paid Back Via TIF 14 (limit 10% annual increment)-Pm only 4% int allowed							
Land Sale-Ace	278,749						
Transfer of Int earnings prior to 1997 to HRA				(41,387)			
Interest Earnings(2000 neg int adj for borrowing)	71,906.17	80,303.68	122,918.08	67,028.93	9,004.63	1,019.03	3,604.59
Total Revenue	<u>\$1,986,623</u>	<u>\$1,793,395</u>	<u>\$1,901,698</u>	<u>\$3,442,642</u>	<u>\$1,446,587</u>	<u>\$1,438,601</u>	<u>\$2,947,605</u>
Expenses							
Sauter Land Purchase Bond Int (Fund 329 \$1,680,000 Bond-18% of br	(2,088)	(7,152)	(3,993)	(608)			
Sauter Land Purchase Bond Prin (Fund 329 \$1,680,000 Bond-18% of	(45,000)	(48,600)	(51,300)	(9,000)			
Parabody Pay-Go(site impr)	(20,264)	(20,264)	(20,264)	(20,264)	(20,264)	(20,264)	
*** Well #5-Bond Prin (Fund 328 \$1,695,000 bond)		(450,000)					
Well #5 Bond Int (Fund 328 \$1,695,000 Bond)	(24,075)	(12,038)	(3,644)				
Bond Interest (Fund 323/335 \$2,600,000 Bond)	(16,334)	(10,468)	(3,644)				
Bond Principal (Fund 323/335 \$2,600,000 Bond)	(255,000)	(265,000)	(265,000)				
Sac/Wac misc projects(estimated 12-31-01)				(46,875)		(500,000)	
Sharp Reimbursement-Sumfish Gateway	(46,875)	(46,875)	(46,875)	(46,875)			
Debt Service from TIF 8	(41,062)	(84,577)	(52,385)	(82,476)	(82,476)	(82,746)	
F&C City Fees(Spending Plan)				(2,444,000)			
Decrease in Fees							
Administrative Expenses	(38,972)	(35,133)	(13,960)	(40,000)	(40,000)	(40,000)	
Total Expense	<u>(\$489,669)</u>	<u>(\$980,107)</u>	<u>(\$457,422)</u>	<u>(\$2,643,223)</u>	<u>(\$142,740)</u>	<u>(\$643,010)</u>	<u>\$0</u>
AVAILABLE REVENUES	\$1,496,954	\$813,288	\$1,444,276	\$799,419	\$1,303,847	\$795,591	\$2,947,605
CIP Project Costs:							
Bury Carlson Land	(159,905)						
Command/National Growth-Minks Property	(25,000)	(25,000)	(25,000)				
141st Avenue Road Construction							
142nd Court Street Improvements (B&A Cyl)				(325,000)			(600,000)
Internal Loan from TIF 14 for Admin Fees F&C project				(410,931)			(415,300)
Brothers Property			(89,069)				(900,000)
Johnson Brothers							(700,000)
Healthquest							(572,000)
D & P Properties							
Road Reconstruction				(3,890,000)			
RAIL STOP (See Internal Loan From Above)							
Internal Loan from Landfill Trust-Principal					(1,200,000)		(611,000)
Internal Loan from Landfill Trust-Interest 2%					(36,220)		(12,220)
Parks Acquisition							
Pond Reim-Tag Machine	(17,500)						
Sparkle Pool	(310,400)	(19,360)					
Brown	(4,500)						
McKinley Street	(6,601)						
County Road #116 (#47 toDysprosium)				(41,775)			
County Road #116 (Dysprosium to County #57)				(4,667,706)			
Total CIP Project Costs	<u>(523,906)</u>	<u>(58,225)</u>	<u>(114,069)</u>	<u>(4,177,506)</u>	<u>(600,000)</u>	<u>(623,220)</u>	<u>(3,187,300)</u>
Remaining TIF Balance/(Deficit)	\$2,427,684	\$3,138,388	\$4,468,595	\$600,308	\$67,935	\$240,306	\$611

>>>After Year 2012 City will keep TIF 2 open to track funds that can be transferred from TIF 14 to pay back for F&C development Fees

TIF Projections District #4-Front Street
Exhibit B

TIF PROJECTIONS DISTRICT #4

Projected Revenue FOR TIF IV District I (2014) Balance	Actual 2008	Actual 2009	Actual 2010	Projected 2011	Projected 2012	Projected 2013	Decertifies Projected 2014
	445,849	858,342	1,349,205	321,844	361,553	491,549	(116,505)
Revenues							
TIF Increments	482,859	535,185	483,351	434,573	434,573	434,573	434,573
Auction Proceeds-Oasis				2,029			
Transfer of Int earnings prior to 1997 to HRA				(52,367)			
Interest Earnings	25,755.87	36,234.24	24,187.28	4,827.65	5,423.29	7,373.24	(1,747.57)
Total Revenue	508,615	571,419	507,539	389,063	439,996	441,946	432,825
Less:							
GB Properties	(25,000)	(25,000)					
Riverview Community Bank (Premier Land F	(45,860)	(30,573)	(30,573)	(27,708)			
Administrative Expenses	(25,263)	(24,982)	(31,847)	(35,000)	(35,000)	(25,000)	(10,000)
Total Expense	<u>(96,122)</u>	<u>(80,555)</u>	<u>(62,420)</u>	<u>(62,708)</u>	<u>(35,000)</u>	<u>(25,000)</u>	<u>(10,000)</u>
CIP Project Costs:							
Oasis Market			(1,078,195)	(11,645)			
US Bank Road Easement			(89,630)				
Street Recon			(304,655)	(275,000)	(275,000)	(275,000)	(275,000)
Parking Ramp							(400,000)
Zeolite St							(350,000)
Phase II streets in RTC							
Alpine Drive Road Improvement							
***Project Completed							
Total CIP Project Costs	-	-	(1,472,480)	(286,645)	(275,000)	(1,025,000)	(275,000)
Remaining Balance Dept	<u>858,342</u>	<u>1,349,205</u>	<u>1,349,205</u>	<u>361,553</u>	<u>491,549</u>	<u>(116,505)</u>	<u>31,321</u>
(Total Revenue less Total Project Costs							

TIF PROJECTIONS DISTRICT #7

Projected Revenue OR TIF VII District VII (2015) Balance	Actual 2008	Actual 2009	Actual 2010	Projected 2011	Projected 2012	Projected 2013	Projected 2014	Decertifies Projected 2015
	(13,265)	(6,104)	2,022	7,935	10,732	13,529	16,326	19,123
Revenues								
B&B Carpeting	31,235	31,733	29,266	27,879	27,879	27,879	27,879	27,879
Special Assessment-Prin								
Special Assessment Int								
Interest Earnings	(561.28)	(75.23)	204.54	418.19	418.19	418.19	418.19	418.19
Total Revenue	30,673	31,657	29,471	28,297	28,297	28,297	28,297	28,297
Less:								
B&B Revenue Note-Prn (site Impr)	(23,000)	(23,000)	(23,000)	(23,000)	(23,000)	(23,000)	(23,000)	(23,000)
B&B Revenue Note-Int								
Administrative Expenses	(513)	(531)	(558)	(2,500)	(2,500)	(2,500)	(2,500)	(2,500)
S&W Extension								
Total Expense	(23,513)	(23,531)	(23,558)	(25,500)	(25,500)	(25,500)	(25,500)	(25,500)
Remaining TIF Balance	(6,104)	2,022	7,935	10,732	13,529	16,326	19,123	21,921
(Total Revenue less Total Project Costs)								

TIF PROJECTIONS DISTRICT #8

Projected Revenue
FOR TIF VIII

District VIII (2028)
Balance

	Actual 2008	Actual 2009	Actual 2010	Projected 2011	Projected 2012	Projected 2013	Projected 2014	Projected 2015	Projected 2016
	36,278	6,713	8,912	8,233	(36,644)	(54,531)	(54,748)	(145,568)	76,350

Revenues

Land Proceeds-Cullinan

Tax Increment

Transfer from TIF 2 to pay 20-40% bonded debt

Interest Earnings

Total Revenue

	261,929	267,591	297,177	250,000	250,000	250,000	250,000	250,000	250,000
	41,062	84,577	52,385	82,476	126,426	(817.96)	(821.21)	(2,183.52)	1,145.25
	3,174.07	1,147.96	2,021.51	123.49	(549.66)				
	306,165	353,316	351,584	332,599	375,876	249,182	249,179	247,816	251,145

Less:

- Principal on 920,000 GOTTI Bond (Fund 330 141st&143rd)
- Int on 920,000 GOTTI Bond(fund 330-141st &143rd Ave)
- Principal on 1,680,000 GO Taxable(Fund 329 Maken Land t
- Interest on 1,680,000 GO Taxable(Fund 329 Maken Land Bk
- S&W Trunk-Sauter & RJM
- Interfund Loan Prn
- Interfund Loan Int
- Old Castle Precast Site Impr
- Clean up Cullinan Site
- W Properties (Land Reimbursement)
- Lundeen Holdings (Phase II Reimbursement)
- Administrative Expenses

	(42,810)	(32,936)	(42,050)	(220,000)	(200,000)	(200,000)	(300,000)		
	(205,000)	(221,400)	(233,700)	(42,810)	(32,800)	(23,500)	(14,100)		
	(49,346)	(42,238)	(18,192)	(41,000)	(117,727)				
				(2,768)					
		(17,454)							
	(15,899)	(15,899)	(15,899)	(15,899)	(15,899)	(15,899)	(15,899)	(15,899)	(15,899)
	(22,675)	(21,190)	(40,000)	(45,000)	(17,337)	(10,000)	(10,000)	(10,000)	(10,000)
			(2,423)	(10,000)	(10,000)	(10,000)	(10,000)	(10,000)	(10,000)

Total Expense

	(335,730)	(351,117)	(352,263)	(377,477)	(393,763)	(249,399)	(339,999)	(25,899)	(25,899)
--	-----------	-----------	-----------	-----------	-----------	-----------	-----------	----------	----------

CIP Project Costs:

Total CIP Project Costs

	-	-	-	-	-	-	-	-	-
--	---	---	---	---	---	---	---	---	---

Remaining TIF Balance

(Total Revenue less Total Project Costs)

	6,713	8,912	8,233	(36,644)	(54,531)	(54,748)	(145,568)	76,350	301,596
--	-------	-------	-------	----------	----------	----------	-----------	--------	---------

Note: Will need to pool increment from TIF 2 to pay off bonds

TIF PROJECTIONS DISTRICT #8

Projected Revenue FOR TIF VIII District VIII (2028) Balance	Projected 2017	Projected 2018	Projected 2019	Projected 2020	Projected 2021	Projected 2022	Projected 2023	Projected 2024	Projected 2025
	301,596	530,221	762,275	(50,523)	172,820	399,513	645,506	895,189	1,148,617
Revenues									
Land Proceeds-Cullinan									
Tax Increment	250,000	250,000	250,000	250,000	250,000	250,000	250,000	250,000	250,000
Transfer from TIF 2 to pay 20-40% bonded debt									
Interest Earnings	4,523.94	7,953.31	11,434.13	(757.85)	2,582.30	5,992.70	9,682.59	13,427.83	17,229.25
Total Revenue	254,524	257,953	261,434	249,242	252,592	255,993	259,683	263,428	267,229

Less:

Principal on 920,000 GOTTI Bond (Fund 330 141st8
Int on 920,000 GOTTI Bond(fund 330-141st & 143rd.
Principal on 1,680,000 GO Taxable(Fund 329 Maki
Interest on 1,680,000 GO Taxable(Fund 329 Maki
S&W Trunk-Sauter & RJM
Interfund Loan Pm
Interfund Loan Int
Old Castle Precast Site Impr
Clean up Cullinan Site
W Properties (Land Reimbursement)
Lundeen Holdings (Phase II Reimbursement)
Administrative Expenses

	(500,000)	(548,333)							
	(15,899)	(15,899)	(15,899)	(15,899)	(15,899)	(10,000)	(10,000)	(10,000)	(10,000)
	(10,000)	(10,000)	(10,000)	(10,000)	(10,000)	(10,000)	(10,000)	(10,000)	(10,000)
Total Expense	(25,899)	(25,899)	(1,074,232)	(25,899)	(25,899)	(10,000)	(10,000)	(10,000)	(10,000)

CIP Project Costs:

Total CIP Project Costs	-	-	-	-	-	-	-	-	-
--------------------------------	---	---	---	---	---	---	---	---	---

Remaining TIF Balance (Total Revenue less Total Project Costs)	530,221	762,275	(50,523)	172,820	399,513	645,506	895,189	1,148,617	1,405,846
--	---------	---------	----------	---------	---------	---------	---------	-----------	-----------

Note: Will need to pool increment from TIF 2 to pa

Projected Revenue FOR TIF VIII	Projected 2026	Projected 2027	Projected 2028
District VIII (2028) Balance	1,405,846 -	1,666,934 -	1,931,938
Revenues			
Land Proceeds-Cullinan			
Tax Increment	250,000	250,000	250,000
Transfer from TIF 2 to pay 20-40% bonded debt			
Interest Earnings	21,087.69	25,004.00	28,979.06
Total Revenue	271,088	275,004	278,979

Less:

Principal on 920,000 GOTT Bond (Fund 330 141st& Int on 920,000 GOTT Bond(fund 330-141st & 143rd .			
Principal on 1,680,000 GO Taxable(Fund 329 Make			
Interest on 1,680,000 GO Taxable(Fund 329 Make			
S&W Trunk-Sauter & RJM			
Interfund Loan Pm			
Interfund Loan Int			
Old Castle Precast Site Impr			
Clean up Cullinan Site			
W Properties (Land Reimbursement)			
Lundeen Holdings (Phase II Reimbursement)	(10,000)	(10,000)	(22,103)
Administrative Expenses			

Total Expense (10,000) (10,000) (22,103)

CIP Project Costs:

Total CIP Project Costs - - -

Remaining TIF Balance 1,666,934 1,931,938 2,188,814
(Total Revenue less Total Project Costs)

Note: Will need to pool increment from TIF 2 to pa

TIF PROJECTIONS DISTRICT #9

Projected Revenue FOR TIF IX District IX (2029) Balance	Actual 2008	Actual 2009	Actual 2010	Projected 2011	Projected 2012	Projected 2013	Projected 2014	Projected 2015	Projected 2016
	(21,366)	(19,742)	(17,882)	(14,641)	(12,169)	(15,556)	(18,968)	(22,407)	(25,871)
Revenues									
Tax Increment	27,949	27,910	29,250	28,582	28,582	28,582	28,582	28,582	28,582
Interest Earnings	(815.20)	(521.59)	(439.00)	(109.81)	(91.26)	(116.67)	(142.26)	(168.05)	(194.03)
Total Revenue	27,134	27,389	28,811	28,472	28,491	28,465	28,440	28,414	28,388
Administrative Expenses	(510)	(529)	(570)	(1,000)	(6,878)	(6,878)	(6,878)	(6,878)	(6,878)
Site Improvements(2004-2023)	(25,000)	(25,000)	(25,000)	(25,000)	(25,000)	(25,000)	(25,000)	(25,000)	(25,000)
Total Expense	(25,510)	(25,529)	(25,570)	(26,000)	(31,878)	(31,878)	(31,878)	(31,878)	(31,878)
Remaining TIF Balance (Total Revenue less Total Project Costs)	(19,742)	(17,882)	(14,641)	(12,169)	(15,556)	(18,968)	(22,407)	(25,871)	(29,361)

TIF PROJECTIONS DISTRICT #9

Projected Revenue FOR TIF IX District IX (2029) Balance	Projected 2017	Projected 2018	Projected 2019	Projected 2020	Projected 2021	Projected 2022	Projected 2023	Projected 2024	Projected 2025
	(29,361)	(32,877)	(36,420)	(39,989)	(43,585)	(47,208)	(50,858)	(54,535)	(33,240)
Revenues									
Tax Increment	28,582	28,582	28,582	28,582	28,582	28,582	28,582	28,582	28,582
Interest Earnings	(220.21)	(246.58)	(273.15)	(299.92)	(326.88)	(354.06)	(381.43)	(409.01)	(249.30)
Total Revenue	28,362	28,335	28,309	28,282	28,255	28,228	28,201	28,173	28,333
Administrative Expenses	(6,878)	(6,878)	(6,878)	(6,878)	(6,878)	(6,878)	(6,878)	(6,878)	(6,878)
Site Improvements(2004-2023)	(25,000)	(25,000)	(25,000)	(25,000)	(25,000)	(25,000)	(25,000)	(25,000)	(25,000)
Total Expense	(31,878)	(31,878)	(31,878)	(31,878)	(31,878)	(31,878)	(31,878)	(31,878)	(6,878)
Remaining TIF Balance (Total Revenue less Total Project	(32,877)	(36,420)	(39,989)	(43,585)	(47,208)	(50,858)	(54,535)	(33,240)	(11,785)

Projected Revenue FOR TIF IX District IX (2029) Balance	Projected 2026	Projected 2027	Projected 2028	Projected 2029
	(11,785)	9,830	31,608	53,549
Revenues				
Tax Increment	28,582	28,582	28,582	28,582
Interest Earnings	(88.39)	73.73	237.06	401.62
Total Revenue	28,494	28,656	28,819	28,984
Administrative Expenses	(6,878)	(6,878)	(6,878)	(6,878)
Site Improvements(2004-2023)				
Total Expense	(6,878)	(6,878)	(6,878)	(6,878)
Remaining TIF Balance (Total Revenue less Total Project	9,830	31,608	53,549	75,655

TIF Projections District #10
Sunfish Commons

TIF PROJECTIONS DISTRICT #10

Projected Revenue FOR TIF X District X (2012)	Actual 2007	Actual 2008	Actual 2009	Actual 2010	Projected 2011	Decertifies Projected 2012
Balance	276,530	620,543	521,185	719,029	927,756	32,216
Revenues						
Tax Increment	101,336	132,845	106,510	182,015	128,303	128,303
Panther Land		26,007				
Diamond Graphics	148,802					
QDP/JBT Alliance Land			74,909			
Property Tax Refund-Abated		14,175				
MN Waterjet Land	81,880					
Riverside Manufacturing						
Interest Earnings	22,188.53	32,446.95	21,503.46	28,082.40	6,958.17	241.62
Total Revenue	354,207	205,474	202,923	210,098	135,261	128,545
Administrative Expenses	(1,519)	(6,773)	(1,088)	(1,370)		
Interfund Loan-PIR Fund						
Interest on Interfund Loan						
Road Construction-Waltec	(8,675)	(298,060)	(3,990)		(108,130)	
Sewer Trunk	-	-	-	-	(105,276)	
Water Trunk	-	-	-	-	(234,476)	
Storm Water Mgmt	-	-	-	-	(82,770)	
Site Improvements	-	-	-	-	(120,000)	
Land Acquisition	-	-	-	-	(380,150)	
Total Expense	(10,193)	(304,832)	(5,078)	(1,370)	(1,030,802)	-

Revenues	620,543	521,185	11/8/2009, 029	927,756	32,216	160,760
Administrative Expenses						
Total Revenue less Total Project Costs						