


CITY OF RAMSEY  
-GENERAL FUND-  
**REQUESTED BUDGET**  
For Fiscal Year 2012



City of Ramsey 2012 Requested General Fund Budget

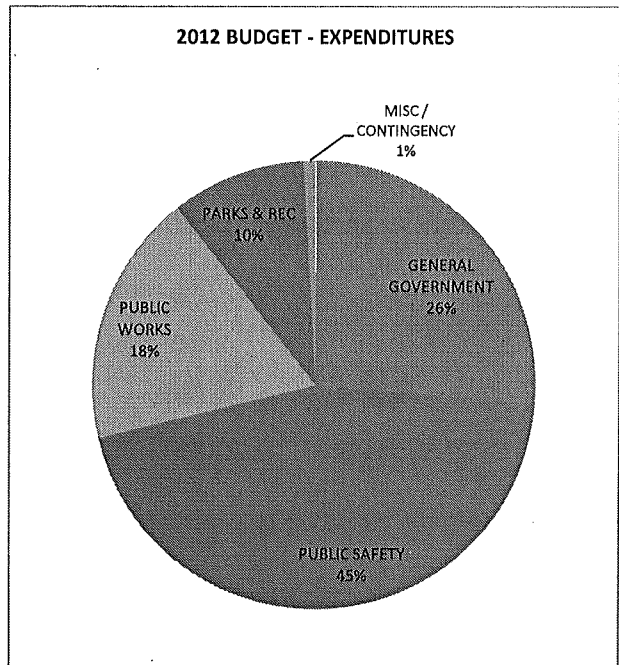
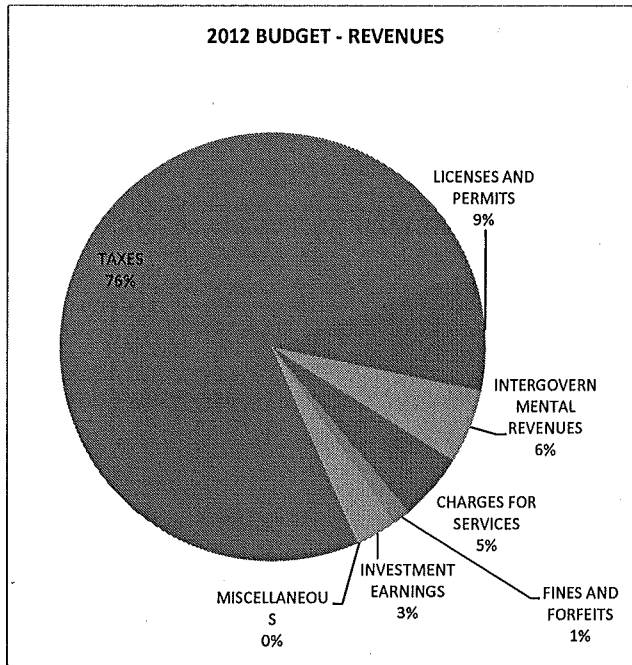
GENERAL FUND 101 - BUDGET SUMMARY

**REVENUES**

	-Actual 2008-	-Actual 2009-	-Actual 2010-	-Adopted 2011-	-Requested 2012-
TAXES	7,127,728	7,702,676	6,843,652	7,037,127	7,358,135
LICENSES AND PERMITS	855,914	373,461	412,072	438,732	440,320
INTERGOVERNMENTAL REVENUES	527,533	411,368	336,188	305,300	305,300
CHARGES FOR SERVICES	476,363	527,058	810,738	823,875	549,420
FINES AND FORFEITS	126,559	113,660	100,199	112,500	108,000
INVESTMENT EARNINGS	277,714	200,763	150,000	100,000	80,000
MISCELLANEOUS	66,317	251,086	21,326	19,000	30,500
OTHER FINANCING SOURCES	542,304	398,620	965,046	612,866	835,116
<b>TOTAL REVENUES</b>	<b>10,000,433</b>	<b>9,978,693</b>	<b>9,639,221</b>	<b>9,449,400</b>	<b>9,706,791</b>

**EXPENDITURES**

	-Actual 2008-	-Actual 2009-	-Actual 2010-	-Adopted 2011-	-Requested 2012-
GENERAL GOVERNMENT	2,639,224	2,387,581	2,438,559	2,329,675	2,338,352
PUBLIC SAFETY	4,501,464	4,085,589	3,883,322	4,150,459	4,374,909
PUBLIC WORKS	1,834,950	1,546,739	1,741,995	1,799,462	1,827,663
PARKS AND RECREATION	970,773	858,108	854,563	894,491	918,945
MISCELLANEOUS/CONTINGENCY	87,740	1,062,272	1,771,048	275,313	246,922
<b>TOTAL EXPENDITURES</b>	<b>10,034,152</b>	<b>9,940,289</b>	<b>10,689,487</b>	<b>9,449,400</b>	<b>9,706,791</b>



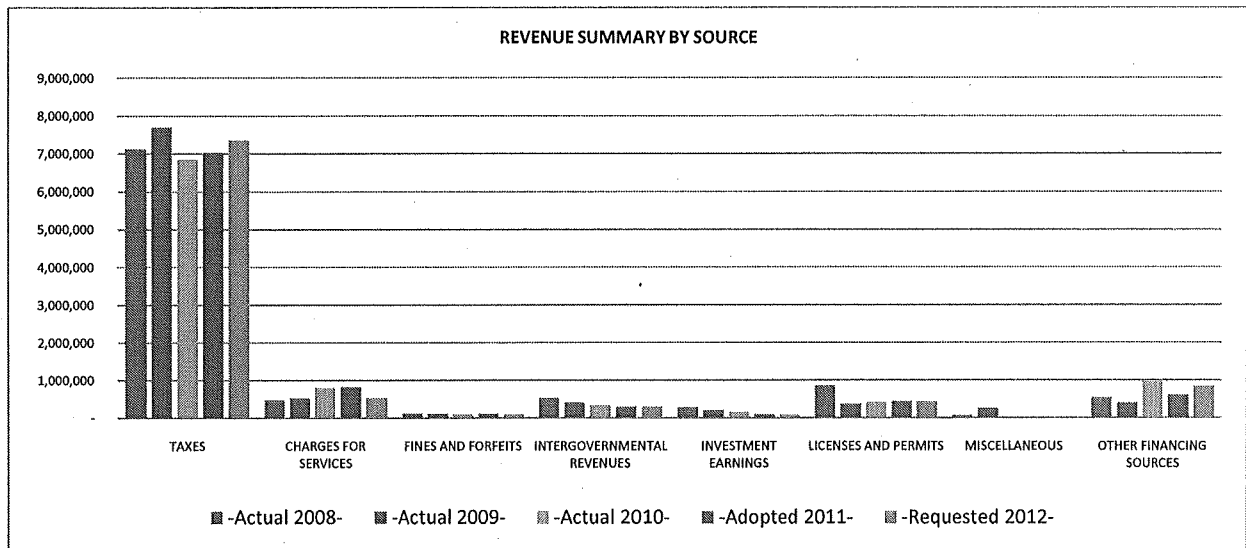
City of Ramsey 2012 Requested General Fund Budget

2008 Actual	2009 Actual	2010 Actual	2011 Adopted	2012 Requested
-------------	-------------	-------------	--------------	----------------

GENERAL FUND 101 - REVENUE SUMMARY	-Actual 2008-	-Actual 2009-	-Actual 2010-	-Adopted 2011-	-Requested 2012-
TAXES	7,127,728	7,702,676	6,843,652	7,037,127	7,358,135
CHARGES FOR SERVICES	476,363	527,058	810,738	823,875	549,420
FINES AND FORFEITS	126,559	113,660	100,199	112,500	108,000
INTERGOVERNMENTAL REVENUES	527,533	411,368	336,188	305,300	305,300
INVESTMENT EARNINGS	277,714	200,763	150,000	100,000	80,000
LICENSES AND PERMITS	855,914	373,461	412,072	438,732	440,320
MISCELLANEOUS	66,317	251,086	21,326	19,000	30,500
OTHER FINANCING SOURCES	542,304	398,620	965,046	612,866	835,116
<b>TOTAL REVENUES</b>	<b>10,000,433</b>	<b>9,978,693</b>	<b>9,639,221</b>	<b>9,449,400</b>	<b>9,706,791</b>

**HISTORICAL LEVY AMOUNTS**

2008 LEVY \$	7,610,338.00	10.54%
2009 LEVY \$	8,092,034.00	6.33%
2010 LEVY \$	7,194,194.00	-11.00%
2011 LEVY \$	6,992,127.00	-3.00%
2012 LEVY \$	<del>7,045,635.00</del> 7,265,135	<del>0.77%</del> 3.9%



City of Ramsey 2012 Requested General Fund Budget

	2008 Actual	2009 Actual	2010 Actual	2011 Adopted	2012 Requested
<b>GENERAL FUND 101 - REVENUE BY SOURCE</b>					
<b>TAXES</b>	<b>-Actual 2008-</b>	<b>-Actual 2009-</b>	<b>-Actual 2010-</b>	<b>-Adopted 2011-</b>	<b>-Requested 2012-</b>
4011 CURRENT-AD VALOREM TAXES	6,117,330	6,184,600	5,476,195	6,097,955	6,215,135
4012 DELINQUENT-AD VALOREM TAXES	123,299	385,970	130,444	40,000	60,000
4014 FISCAL DISPARITIES	867,499	1,064,800	1,199,637	894,172	1,050,000
4015 EXCESS TAX INCREMENTS	10,343	7,594	28,307	-	28,000
4018 PENALTY/INT-AD VALOREM TAXES	9,258	59,714	9,069	5,000	5,000
<b>TAXES Total</b>	<b>7,127,728</b>	<b>7,702,676</b>	<b>6,843,652</b>	<b>7,037,127</b>	<b>7,358,135</b>
<b>LICENSES AND PERMITS</b>					
<b>- BUSINESS LICENSES/PERMITS</b>					
4155 LIQUOR-ON SALE	44,204	42,075	42,940	44,000	40,000
4156 LIQUOR-OFF SALE	3,000	860	1,300	1,000	1,920
4157 NON-INTOXICATING LIQUOR	-	400	200	400	400
4159 MECHANICAL LICENSE	10,150	7,500	7,700	7,500	7,500
4162 BOWLING ALLEY & BILLIARDS	85	-	-	-	-
4163 PAWNSHOP LICENSE	3,744	3,048	3,000	3,000	3,000
4164 CIGARETTE SALES LICENSE	1,367	4,850	4,700	4,500	4,500
4165 REFUSE HAULERS LICENSE	1,000	800	1,600	1,000	1,400
4166 MOTOR VEHICLES LICENSE	5,280	4,952	7,846	5,000	5,000
4168 PEDDLERS LICENSE	2,645	2,105	2,855	2,000	1,000
4169 GASOLINE SALES LICENSE	1,250	1,800	3,600	1,800	1,800
4170 OTHER BUSINESS LICENSES & PERM	585	1,260	5,138	1,000	1,500
<b>- NON-BUSINESS LICENSES/PERMITS</b>					
4205 BUILDING PERMIT	642,990	212,649	21,151	262,332	254,600
4206 PLUMBING PERMIT	28,225	16,569	227,886	20,000	20,000
4207 ANIMAL LICENSE	1,105	1,098	825	700	700
4208 HEATING PERMIT	28,672	18,749	25,800	20,000	20,000
4209 CONDITIONAL USE PERMIT	5,500	5,800	5,400	6,000	5,000
4211 SIGN PERMITS	2,675	2,200	1,375	2,000	2,000
4212 RENTAL LICENSE	23,025	8,850	2,025	1,000	1,000
4213 FIRE PERMIT	11,312	2,275	2,366	2,000	2,000
4214 ELECTRICAL INSPECTION PERMIT	-	-	15,438	12,500	30,000
4220 SEPTIC SYSTEM PERMIT	16,547	19,462	14,440	19,000	15,000
4221 URBAN SEWER PERMIT	5,475	3,225	4,425	7,000	7,000
4222 URBAN WATER PERMIT	6,795	3,225	4,675	7,000	7,000
4230 OTHER NON-BUSINESS LIC & PERM	10,283	9,710	5,387	8,000	8,000
<b>LICENSES AND PERMITS Total</b>	<b>855,914</b>	<b>373,461</b>	<b>412,072</b>	<b>438,732</b>	<b>440,320</b>
<b>INTERGOVERNMENTAL REVENUES</b>					
<b>- FEDERAL INTERGOVERNMENTAL</b>					
4252 FEDERAL GRANTS	11,110	-	-	-	-
4253 FEDERAL EXCISE TAX REFUND	6,137	7,987	6,000	6,000	7,000
<b>- STATE INTERGOVERNMENTAL</b>					
4263 MARKET VALUE HOMESTEAD CREDIT	179,356	90,743	24,153	-	-
4268 MSA FOR STREETS	130,000	140,000	140,000	140,000	140,000
4269 POLICE - INSURANCE PREMIUM TAX	149,032	153,589	152,222	150,000	150,000
4271 POST BOARD REIMBURSEMENT	9,212	9,118	8,245	9,000	8,000
4272 STATE EXCISE TAX REFUND	326	348	-	300	300
4273 OTHER STATE GRANTS & AIDS	40,568	9,568	5,568	-	-
<b>- LOCAL INTERGOVERNMENTAL</b>					
4287 OTHER LOCAL GOVERNMENT GRANTS	1,792	16	-	-	-
<b>INTERGOVERNMENTAL REVENUES Total</b>	<b>527,533</b>	<b>411,368</b>	<b>336,188</b>	<b>305,300</b>	<b>305,300</b>
<b>CHARGES FOR SERVICES</b>					

City of Ramsey 2012 Requested General Fund Budget

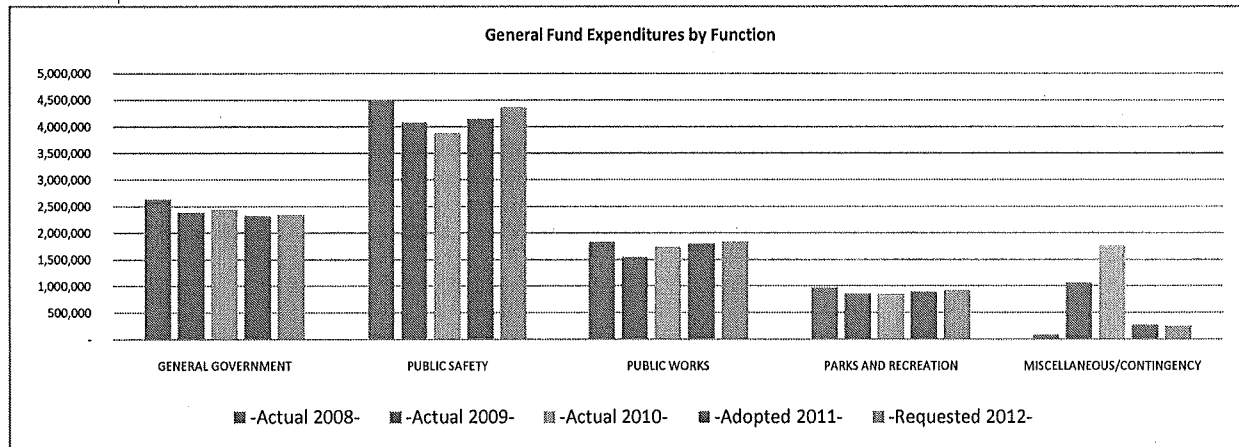
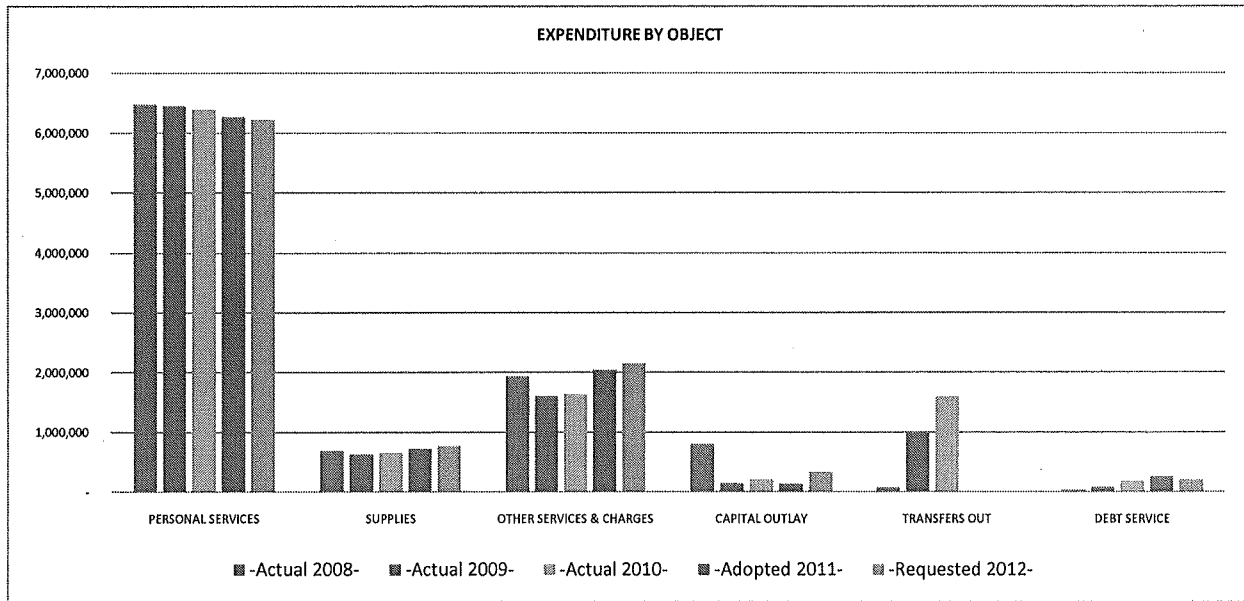
	2008 Actual	2009 Actual	2010 Actual	2011 Adopted	2012 Requested
4305 RENTAL FEES	83,360	77,788	91,022	110,000	105,000
4306 ZONING & SUBDIVISION FEES	946	1,740	1,325	-	-
4307 PLAN CHECKING FEES	128,105	71,781	92,494	131,571	125,020
4308 SALES OF MAPS & PUBLICATIONS	321	495	157	500	200
4309 ASSESSMENT SEARCHES	750	660	3,150	1,000	3,000
4312 GENERAL GOVERNMENT STAFF TIME	20,555	11,408	13,092	12,000	12,000
4326 SPECIAL POLICE SERVICES	25,398	62,716	60,239	60,000	60,000
4327 SPECIAL FIRE PROTECTION SERVIC	29,194	45,962	60,152	42,713	20,000
4328 ACCIDENT REPORTS	1,302	1,338	1,272	2,000	1,200
4329 OPEN BURN PERMIT FEES	2,210	1,250	1,125	1,000	1,000
4330 OTHER PUBLIC SAFETY	7,206	9,412	16,575	12,000	10,000
4337 ENGINEERING	165,018	212,067	457,460	439,091	200,000
4338 PLAN & SPECIFICATION FEES	2,120	6,475	7,030	4,000	4,000
4339 OTHER PUBLIC WORKS	6,162	6,093	5,094	8,000	8,000
4346 PARK FEES	-	4,078	-	-	-
4347 OTHER CULTURE-RECREATION	3,716	13,794	551	-	-
<b>CHARGES FOR SERVICES Total</b>	<b>476,363</b>	<b>527,058</b>	<b>810,738</b>	<b>823,875</b>	<b>549,420</b>
<b>FINES AND FORFEITS</b>					
4452 COURT FINES	113,486	106,541	93,854	110,000	105,000
4453 OTHER FINES & FORFEITS	500	1,025	2,100	500	-
4454 ADMINISTRATIVE FINES	12,573	6,095	4,245	2,000	3,000
<b>FINES AND FORFEITS Total</b>	<b>126,559</b>	<b>113,660</b>	<b>100,199</b>	<b>112,500</b>	<b>108,000</b>
<b>INVESTMENT EARNINGS</b>					
4701 INTEREST ON INVESTMENTS	277,714	200,763	150,000	100,000	80,000
<b>INVESTMENT EARNINGS Total</b>	<b>277,714</b>	<b>200,763</b>	<b>150,000</b>	<b>100,000</b>	<b>80,000</b>
<b>MISCELLANEOUS</b>					
4604 SURCHARGES	803	286	528	1,000	500
4605 ELECTION FILING FEES	2,401	-	-	-	-
4609 OTHER MISCELLANEOUS REVENUES	7,213	250,800	20,798	18,000	30,000
4722 SALE OF GENERAL FIXED ASSETS	55,900	-	-	-	-
<b>MISCELLANEOUS Total</b>	<b>66,317</b>	<b>251,086</b>	<b>21,326</b>	<b>19,000</b>	<b>30,500</b>
<b>OTHER FINANCING SOURCES</b>					
<b>TRANSFERS IN</b>					
4901 TRANSFER IN FROM OTHER FUNDS	542,304	398,620	965,046	612,866	835,116
<b>OTHER FINANCING SOURCES Total</b>	<b>542,304</b>	<b>398,620</b>	<b>965,046</b>	<b>612,866</b>	<b>835,116</b>
<b>TOTAL REVENUE</b>	<b>10,000,433</b>	<b>9,978,693</b>	<b>9,639,221</b>	<b>9,449,400</b>	<b>9,706,791</b>

City of Ramsey 2012 Requested General Fund Budget

	2008 Actual	2009 Actual	2010 Actual	2011 Adopted	2012 Requested
<b>GENERAL FUND 101 - LINE ITEM DETAIL</b>					
<b>4305 Facility Rental</b>					
Water Tower Antenna Lease	83,360.00	77,788	91,022	42,742	60,424
Anoka County Municipal Center Lease	-	-	-	66,000	43,318
Municipal Center Rental	-	-	-	1,258	1,258
	<u>83,360.00</u>	<u>77,788</u>	<u>91,022</u>	<u>110,000</u>	<u>105,000</u>
<b>4326 Special Police Services</b>					
Anoka County System Administration	-	-	-	50,000	50,000
Animal Impound / Vehicle Lockout	-	-	-	10,000	10,000
	<u>25,398.00</u>	<u>62,716</u>	<u>60,239</u>	<u>60,000</u>	<u>60,000</u>
<b>4327 Fire Protection Services</b>					
Nowthen Contract	29,194.00	45,962	60,152	42,713	20,000
	<u>29,194.00</u>	<u>45,962</u>	<u>60,152</u>	<u>42,713</u>	<u>20,000</u>
<b>4330 Other Public Safety</b>					
Fire Response (Injury, Illegal Burn, Gas Hits)	-	-	16,575	12,000	10,000
	<u>7,206.00</u>	<u>9,412</u>	<u>16,575</u>	<u>12,000</u>	<u>10,000</u>
<b>4339 Other Public Works</b>					
Culvert Sales / Right of Way	6,162.00	6,093	5,094	8,000	8,000
	<u>6,162.00</u>	<u>6,093</u>	<u>5,094</u>	<u>8,000</u>	<u>8,000</u>
<b>4609 Other Revenue</b>					
Sales of Ads for Ramsey Resident	69,230.00	250,800	20,798	18,000	28,500
Auction Proceeds					1,000
Misc Revenue					500
	<u>69,230.00</u>	<u>250,800</u>	<u>20,798</u>	<u>18,000</u>	<u>30,000</u>
<b>4901 Other Finance Sources</b>					
Water Fund Administrative Transfer	24,000	30,000	32,000	33,000	34,000
Sewer Fund Administrative Transfer	19,000	24,000	26,000	27,000	28,000
St. Lighting Fund Administrative Transfer	11,000	12,000	12,500	13,000	14,000
Recycling Fund Administrative Transfer	6,600	6,800	7,000	8,000	8,500
Storm Water Utility Fund Administrative Transfer	15,000	19,000	21,000	22,000	23,000
Prior Year General Fund Encumbrances	-	-	230,047	-	-
Tax Increment Financing #4	-	-	304,655	250,000	275,000
Fleet Fund	-	27,500	-	-	-
Equipment Certificate Fund	-	-	-	-	-
PIR Fund-Street Maintenance	-	25,000	25,000	25,000	244,500
Equipment Revolving Fund - Accum Depr on Capital Purchases	392,200	32,917	224,850	151,600	340,252
Landfill Tipping Fee Fund - Environment Services Time	74,504	80,470	81,994	83,266	87,364
	<u>542,304</u>	<u>257,687</u>	<u>965,046</u>	<u>612,866</u>	<u>1,054,616</u>

City of Ramsey 2012 Requested General Fund Budget

	2008 Actual	2009 Actual	2010 Actual	2011 Adopted	2012 Requested
<b>EXPENDITURE BY OBJECT SUMMARY</b>	<b>-Actual 2008-</b>	<b>-Actual 2009-</b>	<b>-Actual 2010-</b>	<b>-Adopted 2011-</b>	<b>-Requested 2012-</b>
PERSONAL SERVICES	6,478,820	6,455,126	6,392,832	6,275,744	6,227,314
SUPPLIES	693,705	635,725	650,353	724,837	773,725
OTHER SERVICES & CHARGES	1,937,555	1,609,184	1,642,568	2,045,285	2,152,387
CAPITAL OUTLAY	808,238	152,529	210,086	142,600	340,252
TRANSFERS OUT	75,000	1,000,000	1,603,000	-	-
DEBT SERVICE	40,834	87,724	190,648	260,934	213,113
<b>TOTAL EXPENDITURE BY OBJECT</b>	<b>10,034,152</b>	<b>9,940,289</b>	<b>10,689,487</b>	<b>9,449,400</b>	<b>9,706,791</b>



City of Ramsey 2012 Requested General Fund Budget

	2008 Actual	2009 Actual	2010 Actual	2011 Adopted	2012 Requested	
<b>EXPENDITURE BY OBJECT RECAP ALL SUB-FUNCTIONS</b>						
	-Actual 2008-	-Actual 2009-	-Actual 2010-	-Adopted 2011-	-Requested 2012-	
<b>GENERAL GOVERNMENT</b>						
0111	MAYOR AND COUNCIL	146,029	141,081	121,928	131,261	142,506
0114	CHARTER/PLAN/HORSE COMMISSIONS	14,485	9,459	7,791	9,895	10,145
0130	ADMINISTRATION	833,250	887,449	823,389	695,495	697,992
0141	ELECTIONS	37,681	237	27,330	4,901	37,432
0153	FINANCE	355,397	374,351	369,029	336,420	320,044
0155	ASSESSING	110,828	110,881	135,018	135,000	135,000
0161	LEGAL	126,683	104,524	127,252	117,000	121,000
0191	PLANNING & ZONING	394,626	159,674	222,579	239,812	183,269
0192	DATA PROCESSING	199,964	217,646	232,301	251,135	256,544
0194	GENERAL GOVERNMENT BUILDINGS	383,201	350,240	330,178	369,229	394,744
0195	NEWSLETTER	37,080	32,038	41,764	39,527	39,676
<b>GENERAL GOVERNMENT Total</b>		<b>2,639,224</b>	<b>2,387,581</b>	<b>2,438,559</b>	<b>2,329,675</b>	<b>2,338,352</b>
<b>PUBLIC SAFETY</b>						
0211	POLICE PROTECTION	2,763,835	2,839,750	2,860,250	3,002,543	3,105,466
0220	FIRE PROTECTION	1,073,206	749,282	683,788	781,783	875,256
0240	PROTECTIVE INSPECTIONS	539,967	404,807	250,860	230,214	257,588
0250	CIVIL DEFENSE	30,634	2,036	5,468	11,300	11,200
0260	TRAFFIC ENGINEERING	79,652	70,205	74,292	104,974	106,204
0270	ANIMAL CONTROL	7,179	9,836	3,712	10,500	10,600
0280	COMMUNITY ORIENTING POLICING	6,993	9,674	4,952	9,145	8,595
<b>PUBLIC SAFETY Total</b>		<b>4,501,464</b>	<b>4,085,589</b>	<b>3,883,322</b>	<b>4,150,459</b>	<b>4,374,909</b>
<b>PUBLIC WORKS</b>						
0301	ENGINEERING	558,514	532,486	493,096	487,080	455,827
0311	STREET MAINTENANCE	1,110,429	797,625	984,154	1,077,475	1,125,471
0312	SNOW & ICE REMOVAL	166,007	216,628	264,745	234,907	246,365
<b>PUBLIC WORKS Total</b>		<b>1,834,950</b>	<b>1,546,739</b>	<b>1,741,995</b>	<b>1,799,462</b>	<b>1,827,663</b>
<b>PARKS AND RECREATION</b>						
0452	PARK & RECREATION	860,073	734,506	767,753	795,245	815,950
0455	COMMUNITY PROGRAMS	38,242	45,154	10,081	12,000	12,000
0461	ENVIRONMENTAL SERVICES	72,459	78,448	76,729	87,246	90,995
<b>PARKS AND RECREATION Total</b>		<b>970,773</b>	<b>858,108</b>	<b>854,563</b>	<b>894,491</b>	<b>918,945</b>
<b>MISCELLANEOUS/CONTINGENCY</b>						
0892	EXPENDITURE RESERVE	87,740	1,062,272	1,771,048	275,313	246,922
<b>MISCELLANEOUS/CONTINGENCY Total</b>		<b>87,740</b>	<b>1,062,272</b>	<b>1,771,048</b>	<b>275,313</b>	<b>246,922</b>
<b>TOTAL EXPENDITURES &amp; OTHER FINANCING</b>		<b>10,034,152</b>	<b>9,940,289</b>	<b>10,689,487</b>	<b>9,449,400</b>	<b>9,706,791</b>

City of Ramsey 2012 Requested General Fund Budget

		2008 Actual	2009 Actual	2010 Actual	2011 Adopted	2012 Requested
<b>EXPENDITURE BY OBJECT RECAP ALL SUB-FUNCTIONS</b>		<b>-Actual 2008-</b>	<b>-Actual 2009-</b>	<b>-Actual 2010-</b>	<b>-Adopted 2011-</b>	<b>-Requested 2012-</b>
<b>PERSONAL SERVICES</b>						
<b>WAGES AND SALARIES</b>						
6102	F.T. REGULAR-WAGES & SALARIES	4,577,632	4,532,256	4,360,499	4,175,185	4,103,959
6103	FULL TIME-REGULAR-OVERTIME	107,006	96,845	126,314	111,000	111,700
6104	PART TIME-WAGES & SALARIES	363,997	386,902	366,164	376,464	343,565
6105	TEMPORARY-WAGES & SALARIES	124,631	76,387	105,137	152,670	200,495
6106	OVERTIME-TEMPORARY	312	-	-	-	-
6107	OVERTIME-PART TIME	122	-	-	-	-
<b>WAGES AND SALARIES</b>		<b>5,173,700</b>	<b>5,092,391</b>	<b>4,958,114</b>	<b>4,815,319</b>	<b>4,759,719</b>
<b>OTHER GROSS EARNINGS</b>						
6108	SEVERANCE PAY	36,054	6,477	68,747	-	-
<b>OTHER GROSS EARNINGS</b>		<b>36,054</b>	<b>6,477</b>	<b>68,747</b>	<b>-</b>	<b>-</b>
<b>EMPLOYER CONTRIBUTIONS</b>						
6121	PERA CONTRIBUTIONS	421,023	451,895	456,570	461,297	453,154
6122	FICA/MEDICARE CONTRIBUTIONS	265,295	257,671	245,566	254,930	248,805
6123	ICMA RETIREMENT TRUST	2,048	2,000	2,000	2,000	2,000
6131	GROUP INSURANCE	476,648	522,254	545,626	588,000	631,966
6132	DISABILITY INSURANCE	1,179	1,179	1,284	1,300	1,300
6133	WORKERS COMP INSURANCE PREMIUM	102,873	121,258	114,925	152,898	130,370
<b>EMPLOYER CONTRIBUTIONS</b>		<b>1,269,066</b>	<b>1,356,258</b>	<b>1,365,971</b>	<b>1,460,425</b>	<b>1,467,595</b>
<b>PERSONAL SERVICES Total</b>		<b>6,478,820</b>	<b>6,455,126</b>	<b>6,392,832</b>	<b>6,275,744</b>	<b>6,227,314</b>
<b>SUPPLIES</b>						
<b>OFFICE SUPPLIES</b>						
6203	DUPLICATING SUPPLY & COPY PAPER	6,323	6,879	8,074	5,500	5,500
6204	STATIONERY, ENVELOPES & FORMS	8,927	6,466	5,309	6,647	6,800
6205	DRAFTING SUPPLIES	1,337	49	514	1,000	1,000
6206	FILM, MICROFILM, TAPES, DISKS	1,762	1,491	536	1,250	1,750
6207	TRAINING SUPPLIES	4,492	2,359	2,760	3,000	3,000
6208	MISCELLANEOUS OFFICE SUPPLIES	17,081	14,894	10,909	19,300	18,975
<b>OFFICE SUPPLIES</b>		<b>39,923</b>	<b>32,137</b>	<b>28,102</b>	<b>36,697</b>	<b>37,025</b>
<b>OPERATING SUPPLIES</b>						
6221	CLEANING SUPPLIES	3,070	2,329	1,928	3,200	3,200
6223	GASOLINE	131,733	90,493	102,934	125,220	138,300
6225	DIESEL FUEL	53,680	42,168	50,640	56,820	59,000
6227	LUBRICANTS & ADDITIVES	4,235	1,711	3,852	5,800	5,700
6229	SHOP MATERIALS	8,138	6,034	4,741	7,700	7,700
6231	UNIFORMS & TURN-OUT GEAR	59,925	58,811	44,640	53,450	52,800
6233	BATTERIES	2,360	3,870	1,002	3,500	3,500
6235	AMMUNITION	4,998	5,342	5,909	7,000	7,000
6237	CRIME SCENE KIT MATERIALS	2,000	691	789	1,000	2,000
6239	FIRST AID SUPPLIES	6,030	2,860	4,870	4,500	4,000
6241	COMMUNITY POLICING SUPPLIES	9,955	12,640	4,280	5,000	5,000
6247	HAPPY DAYS SUPPLIES	7,602	7,500	7,000	7,000	7,000
6249	MISCELLANEOUS OPERATING SUPPLY	116,268	110,053	104,783	102,200	113,900
<b>OPERATING SUPPLIES</b>		<b>409,994</b>	<b>344,503</b>	<b>337,368</b>	<b>382,390</b>	<b>409,100</b>
<b>REPAIR AND MAINTENANCE SUPPLIES</b>						
6251	BATTERIES	1,107	824	1,634	2,500	2,500
6253	BRAKES	3,039	2,432	1,027	2,500	2,500
6255	TIRES	7,320	7,732	7,979	11,000	10,500
6257	OTHER VEHICLE PARTS	63,984	68,982	57,503	62,300	67,800
6259	BUILDING MAINT/REPAIR SUPPLIES	3,010	4,060	6,120	5,750	6,250
6261	SAND & GRAVEL	1,913	4,906	1,980	4,000	4,000
6263	SALT	49,318	79,013	109,785	70,000	78,000
6265	ASPHALT	25,843	18,148	24,922	30,000	30,000
6266	SCBA-PARTS	1,287	-	4,357	4,000	4,500
6267	OTHER STREET MAINTENANCE SUPPL	4,604	2,724	2,608	5,000	4,800
6269	LANDSCAPE MATERIALS	16,239	16,460	17,577	20,500	20,500
6271	SIGN REPAIR MATERIALS	1,635	839	750	3,500	3,500
6275	OTHER EQUIPMENT PARTS	2,106	3,322	3,181	7,900	7,900
<b>REPAIR AND MAINTENANCE SUPPLIES</b>		<b>181,404</b>	<b>209,442</b>	<b>239,423</b>	<b>228,950</b>	<b>242,750</b>
<b>SMALL TOOLS AND MINOR EQUIPMENT</b>						
6281	SMALL TOOLS & MINOR EQUIPMENT	62,102	49,617	45,460	76,400	84,600
<b>SMALL TOOLS AND MINOR EQUIPMENT</b>		<b>62,102</b>	<b>49,617</b>	<b>45,460</b>	<b>76,400</b>	<b>84,600</b>

City of Ramsey 2012 Requested General Fund Budget

	2008 Actual	2009 Actual	2010 Actual	2011 Adopted	2012 Requested
<b>MERCHANDISE FOR RESALE</b>					
6291 CULVERTS, SIGNS, STREET SUPPLY	-	26	-	250	250
6293 MAPS	282	-	-	150	-
MERCHANDISE FOR RESALE	282	26	-	400	250
<b>SUPPLIES Total</b>	<b>693,705</b>	<b>635,725</b>	<b>650,353</b>	<b>724,837</b>	<b>773,725</b>
<b>OTHER SERVICES &amp; CHARGES</b>					
<b>PROFESSIONAL SERVICES</b>					
6302 AUDITING & ACCOUNTING SERVICES	28,165	30,615	32,535	31,600	33,600
6304 LEGAL FEES	126,011	103,651	126,355	116,000	120,000
6305 MEDICAL/PSYCHOLOGICAL FEES	6,253	3,161	10,204	4,250	10,250
6306 PERSONNEL TESTING & RECRUITMT	576	621	544	800	800
6315 MISCELLANEOUS PROFESSIONAL SER	262,535	138,753	119,666	209,603	295,705
PROFESSIONAL SERVICES	423,539	276,801	289,304	362,253	460,355
<b>COMMUNICATION</b>					
6321 TELEPHONE	33,844	28,556	25,965	26,950	25,530
6322 POSTAGE	18,663	15,969	14,471	18,920	21,513
6323 CELLULAR PHONES	33,233	29,717	29,840	32,660	32,350
6325 LONG DISTANCE CHARGES	185	78	-	255	180
COMMUNICATION	85,926	74,320	70,276	78,785	79,573
<b>EMPLOYEE REIMBURSEMENTS</b>					
6331 TRAVEL & LODGING	16,168	7,371	9,495	9,550	9,550
6334 MILEAGE REIMBURSEMENT	1,961	1,572	965	1,650	1,850
6335 TRAINING	80,818	55,359	52,993	75,550	75,500
EMPLOYEE REIMBURSEMENTS	98,947	64,302	63,453	86,750	86,900
<b>ADVERTISING AND PUBLISHING</b>					
6352 GENERAL NOTICE & PUBLIC INFOR	28,624	21,727	31,922	27,750	27,300
6353 ORDINANCE PUBLICATION	1,594	1,691	1,717	2,000	2,000
6354 HELP WANTED ADVERTISEMENTS	5,631	517	1,598	1,000	1,000
ADVERTISING AND PUBLISHING	35,849	23,935	35,237	30,750	30,300
<b>INSURANCE</b>					
6361 GENERAL LIABILITY/PROPERTY INS	96,595	110,572	108,747	118,702	122,275
INSURANCE	96,595	110,572	108,747	118,702	122,275
<b>UTILITIES</b>					
6371 ELECTRIC UTILITIES	136,009	135,905	146,874	139,600	150,800
6372 WATER/IRRIGATION	74,511	52,013	37,305	55,600	51,600
6373 GAS	92,387	55,700	47,665	89,070	64,050
6374 REFUSE/RECYCLING	11,241	10,167	10,223	10,850	10,900
UTILITIES	314,147	253,785	242,067	295,120	277,350
<b>REPAIRS AND MAINTENANCE - LABOR</b>					
6381 BUILDING & STRUCTURE REPAIR	10,064	15,138	13,960	13,000	15,000
6382 MACHINERY & EQUIPMENT REPAIR	7,984	10,101	7,891	16,900	16,700
6383 OFFICE EQUIPMENT REPAIR	399	65	-	700	700
6384 SCBA-REPAIRS	(218)	-	-	-	-
6386 BRAKE REPAIR	210	-	-	1,000	1,000
6387 TIRE MOUNTING & BALANCING	-	465	399	500	500
6388 OTHER VEHICLE REPAIR	34,593	35,370	26,151	39,500	39,500
6389 TOWING SERVICES	438	-	-	500	5,000
REPAIRS AND MAINTENANCE - LABOR	53,470	61,139	48,401	72,100	78,400
<b>REPAIRS AND MAINTENANCE - CONTRACTS</b>					
6404 MACHINERY & EQUIPMENT	880	1,210	1,211	1,500	1,500
6405 OFFICE & DATA PROCESSING EQUIP	174,066	181,732	188,034	212,525	209,084
REPAIRS AND MAINTENANCE - CONTRACTS	174,946	182,942	189,245	214,025	210,584
<b>RENTALS</b>					
6413 OFFICE EQUIPMENT RENTAL	7,493	4,049	1,689	4,700	4,700
6415 OTHER EQUIPMENT RENTAL	28,943	37,409	30,126	37,580	37,580
6416 MACHINERY RENTAL	913	-	727	1,000	1,000
6417 UNIFORM RENTAL	6,532	5,476	5,567	7,750	7,750
RENTALS	43,881	46,935	38,109	51,030	51,030
<b>MISCELLANEOUS</b>					
6435 FINANCE CHARGES	41	20	-	-	-
6439 OTHER MISCELLANEOUS	-	1,676	-	-	-
MISCELLANEOUS	41	1,696	-	-	-

City of Ramsey 2012 Requested General Fund Budget

	2008 Actual	2009 Actual	2010 Actual	2011 Adopted	2012 Requested
<b>DUES, SUBSCRIPTIONS, AND REGISTRATION FEES</b>					
6451 MEMBERSHIP DUES	51,451	53,517	46,284	48,640	57,440
6452 SUBSCRIPTIONS	1,174	1,252	1,644	1,350	1,350
6453 REGISTRATION FEES	15	-	-	-	-
<b>DUES, SUBSCRIPTIONS, AND REGISTRATION FEES</b>	<b>52,639</b>	<b>54,769</b>	<b>47,928</b>	<b>49,990</b>	<b>58,790</b>
<b>BOOKS AND PAMPHLETS</b>					
6471 BOOKS & PAMPHLETS	2,442	1,493	487	3,100	3,050
<b>BOOKS AND PAMPHLETS</b>	<b>2,442</b>	<b>1,493</b>	<b>487</b>	<b>3,100</b>	<b>3,050</b>
<b>CONTRACTED SERVICES</b>					
6486 CONTRACTED COMMUNITY SCHOOL PR	34,081	33,775	-	-	-
6488 STREET MAINTENANCE CONTRACT	-	251,923	326,247	481,600	494,500
6489 OTHER CONTRACTED SERVICES	521,050	170,797	183,067	201,080	199,280
<b>CONTRACTED SERVICES</b>	<b>555,131</b>	<b>456,495</b>	<b>509,314</b>	<b>682,680</b>	<b>693,780</b>
<b>OTHER SERVICES &amp; CHARGES Total</b>	<b>1,937,555</b>	<b>1,609,184</b>	<b>1,642,568</b>	<b>2,045,285</b>	<b>2,152,387</b>
<b>CAPITAL OUTLAY</b>					
<b>CAPITAL OUTLAY</b>					
6540 HEAVY MACHINERY	213,668	-	80,887	-	130,000
6550 MOTOR VEHICLES	503,182	103,422	89,628	126,600	158,405
6580 OTHER EQUIPMENT	91,388	32,427	14,473	-	27,847
6585 COMPUTER HARDWARE/SOFTWARE	-	16,681	25,098	16,000	24,000
<b>CAPITAL OUTLAY</b>	<b>808,238</b>	<b>152,529</b>	<b>210,086</b>	<b>142,600</b>	<b>340,252</b>
<b>CAPITAL OUTLAY Total</b>	<b>808,238</b>	<b>152,529</b>	<b>210,086</b>	<b>142,600</b>	<b>340,252</b>
<b>TRANSFERS OUT</b>					
<b>OPERATING TRANSFERS</b>					
6820 OPERATING TRANSFERS TO OTHER F	75,000	1,000,000	1,603,000	-	-
<b>OPERATING TRANSFERS</b>	<b>75,000</b>	<b>1,000,000</b>	<b>1,603,000</b>	<b>-</b>	<b>-</b>
<b>TRANSFERS OUT Total</b>	<b>75,000</b>	<b>1,000,000</b>	<b>1,603,000</b>	<b>-</b>	<b>-</b>
<b>DEBT SERVICE</b>					
<b>DEBT SERVICE</b>					
6603 OTHER L.T. OBLIGATION PRINCIPA	40,834	37,724	190,648	260,934	213,113
6612 OTHER L/T OBLIGATION INTEREST	-	50,000	-	-	-
<b>DEBT SERVICE</b>	<b>40,834</b>	<b>87,724</b>	<b>190,648</b>	<b>260,934</b>	<b>213,113</b>
<b>DEBT SERVICE Total</b>	<b>40,834</b>	<b>87,724</b>	<b>190,648</b>	<b>260,934</b>	<b>213,113</b>
<b>TOTAL EXPENDITURES &amp; OTHER FINANCING</b>	<b>10,034,152</b>	<b>9,940,289</b>	<b>10,689,487</b>	<b>9,449,400</b>	<b>9,706,791</b>