


CITY OF RAMSEY  
HOUSING REDEVELOPMENT AUTHORITY  
**REQUESTED BUDGET**  
For Fiscal Year 2012



City of Ramsey  
2012 Requested Housing Redevelopment Authority Fund Budget

**HOUSING REDEVELOPMENT AUTHORITY FUND 295 - SUMMARY**

<b>REVENUES</b>						
	-Actual 2008-	-Actual 2009-	-Actual 2010-	-Adopted 2011-	-Requested 2012-	2011 YTD
TAXES	287,041	531,368	383,005	368,549	368,549	181,346
INTERGOVERNMENTAL REVENUES	14,460	13,722	-	-	-	-
INVESTMENT EARNINGS	23,749	24,699	5,000	2,500	2,500	-
MISCELLANEOUS	-	6,446,837	5	-	-	65,000
SUPPLIES	5,410	16,263	-	-	-	-
OTHER FINANCING SOURCES	-	1,583,185	5,000	-	-	357,250
<b>TOTAL REVENUES</b>	<b>330,660</b>	<b>8,616,074</b>	<b>393,010</b>	<b>371,049</b>	<b>371,049</b>	<b>603,596</b>

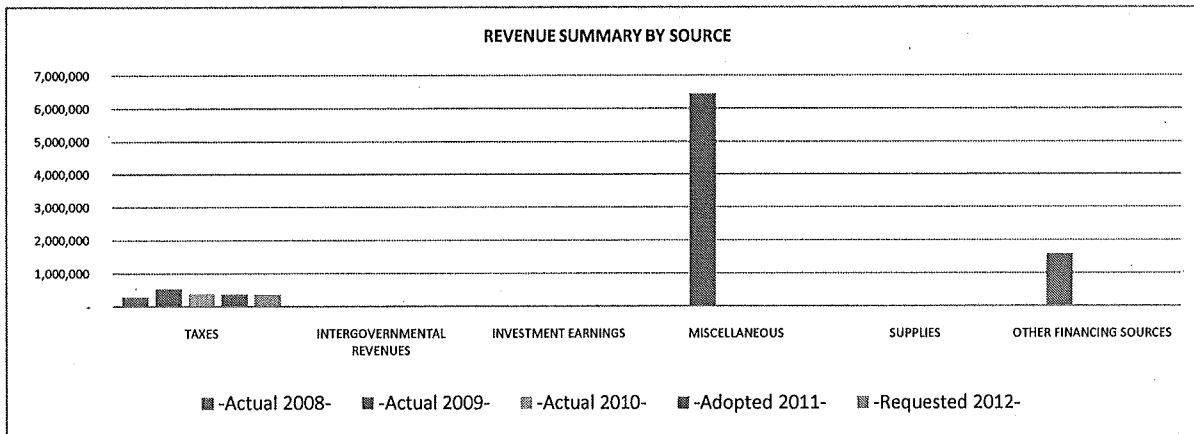
<b>EXPENDITURES</b>						
	-Actual 2008-	-Actual 2009-	-Actual 2010-	-Adopted 2011-	-Requested 2012-	2011 YTD
PERSONAL SERVICES	89,536	97,849	43,084	156,826	130,251	4,329
SUPPLIES	-	-	76,482	53,000	30,000	58,301
OTHER SERVICES & CHARGES	8,129	441,023	423,163	348,100	347,100	271,918
CAPITAL OUTLAY	-	-	-	90,000	-	62,138
<b>TOTAL EXPENDITURES</b>	<b>97,664</b>	<b>538,873</b>	<b>542,729</b>	<b>647,926</b>	<b>507,351</b>	<b>396,686</b>

<b>FUND BALANCE</b>						
	-Actual 2008-	-Actual 2009-	-Actual 2010-	-Adopted 2011-	-Requested 2012-	
FUND BALANCE, Beginning on Yr	388,447	621,442	751,807	602,087	325,210	
Revenues & Other Sources	330,660	7,433,666	393,010	371,049	371,049	
Expenditures & Other Uses	(97,665)	(7,303,301)	(542,730)	(647,926)	(507,351)	
<b>FUND BALANCE, End of Yr</b>	<b>621,442</b>	<b>751,807</b>	<b>602,087</b>	<b>325,210</b>	<b>188,908</b>	

City of Ramsey  
2012 Requested Housing Redevelopment Authority Fund Budget

**HOUSING REDEVELOPMENT AUTHORITY FUND 295 - REVENUE DETAIL**

	2008 Actual	2009 Actual	2010 Actual	2011 Adopted	2012 Requested	2011 YTD
	-Actual 2008-	-Actual 2009-	-Actual 2010-	-Adopted 2011-	-Requested 2012-	2011 YTD
TAXES	287,041	531,368	383,005	368,549	368,549	181,346
INTERGOVERNMENTAL REVENUES	14,460	13,722	-	-	-	-
INVESTMENT EARNINGS	23,749	24,699	5,000	2,500	2,500	-
MISCELLANEOUS	-	6,446,837	5	-	-	65,000
OTHER FINANCING SOURCES	-	1,583,185	5,000	-	-	357,250
<b>TOTAL REVENUES</b>	<b>325,250</b>	<b>8,599,811</b>	<b>393,010</b>	<b>371,049</b>	<b>371,049</b>	<b>603,596</b>



	-Actual 2008-	-Actual 2009-	-Actual 2010-	-Adopted 2011-	-Requested 2012-	2011 YTD
<b>TAXES</b>						
4011 CURRENT-AD VALOREM TAXES	248,373	488,127	383,005	368,549	368,549	181,346
4014 FISCAL DISPARITIES	38,669	43,241	-	-	-	-
- Total	287,041	531,368	383,005	368,549	368,549	-
<b>TAXES Total</b>	<b>287,041</b>	<b>531,368</b>	<b>383,005</b>	<b>368,549</b>	<b>368,549</b>	<b>181,346</b>
<b>INTERGOVERNMENTAL REVENUES</b>						
- STATE INTERGOVERNMENTAL						
4263 MARKET VALUE HOMESTEAD CREDIT	14,460	13,722	-	-	-	-
- STATE INTERGOVERNMENTAL Total	14,460	13,722	-	-	-	-
<b>INTERGOVERNMENTAL REVENUES Total</b>	<b>14,460</b>	<b>13,722</b>	<b>-</b>	<b>-</b>	<b>-</b>	<b>-</b>
<b>INVESTMENT EARNINGS</b>						
4701 INTEREST ON INVESTMENTS	23,749	24,699	5,000	2,500	2,500	-
<b>INVESTMENT EARNINGS Total</b>	<b>23,749</b>	<b>24,699</b>	<b>5,000</b>	<b>2,500</b>	<b>2,500</b>	<b>-</b>
<b>MISCELLANEOUS</b>						
4609 OTHER MISCELLANEOUS REVENUES	-	595,641	5	-	-	65,000
<b>MISCELLANEOUS Total</b>	<b>-</b>	<b>595,641</b>	<b>5</b>	<b>-</b>	<b>-</b>	<b>65,000</b>
<b>OTHER FINANCING SOURCES</b>						
TRANSFERS IN						
4901 TRANSFER IN FROM OTHER FUNDS	-	1,583,185	5,000	-	-	357,250
<b>TRANSFERS IN Total</b>	<b>-</b>	<b>1,583,185</b>	<b>5,000</b>	<b>-</b>	<b>-</b>	<b>357,250</b>
<b>OTHER FINANCING SOURCES Total</b>	<b>-</b>	<b>1,583,185</b>	<b>5,000</b>	<b>-</b>	<b>-</b>	<b>-</b>
<b>TOTAL REVENUE</b>	<b>325,250</b>	<b>2,748,615</b>	<b>393,010</b>	<b>371,049</b>	<b>371,049</b>	<b>603,596</b>

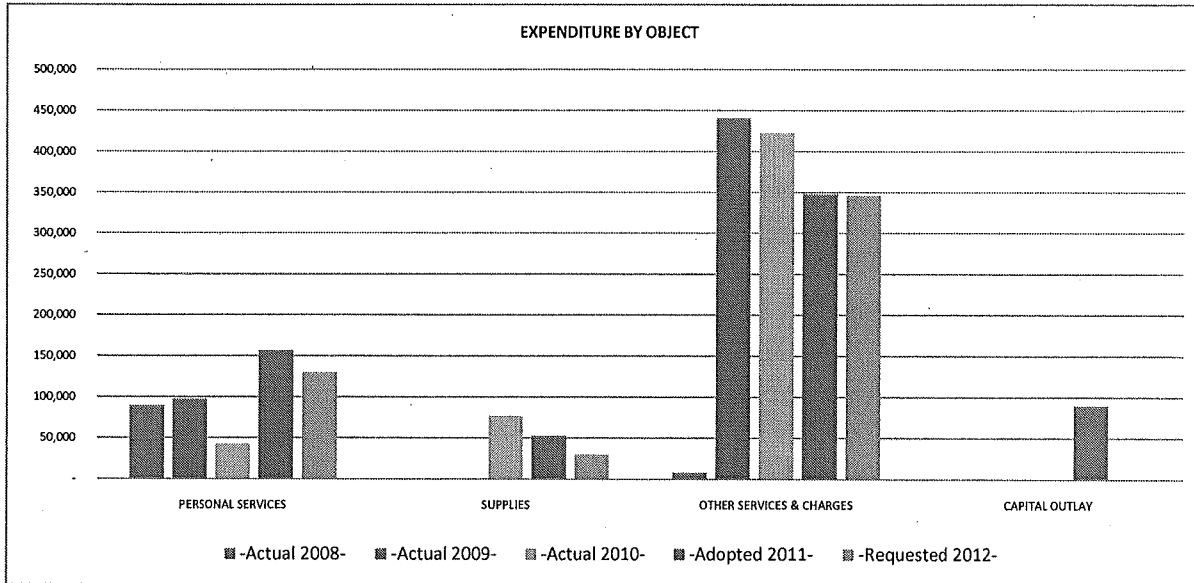
City of Ramsey  
2012 Requested Housing Redevelopment Authority Fund Budget

	2008 Actual	2009 Actual	2010 Actual	2011 Adopted	2012 Requested	2011 YTD
<b>4011 Current Ad Valorem Taxes</b>						
((includes taxes from Town Center)	306,911	561,353	383,005	368,549	368,549	181,346
	306,911	561,353	383,005	368,549	368,549	181,346
<b>4701 Interest Earnings</b>						
	23,749	24,699	5,000	2,500	2,500	-
	23,749	24,699	5,000	2,500	2,500	-
<b>4609 Miscellaneous Revenues</b>						
Extention Money - TOTI				-	-	65,000
County HRA payment towards RTC land purchase	-	595,641	5	-	-	-
	-	595,641	5	-	-	-
<b>4901 Transfers in from other funds</b>						
Letter of Credit Proceeds & Sewer/Water Loan	0	6,251,973	5,000	-	-	357,250
Interest earnings prior 1997 TIF funds	-	6,251,973	5,000	-	-	-

City of Ramsey  
2012 Requested Housing Redevelopment Authority Fund Budget

**HOUSING REDEVELOPMENT AUTHORITY FUND 295 - EXPENDITURE DETAIL**

	2008 Actual	2009 Actual	2010 Actual	2011 Adopted	2012 Requested	2011 YTD
	-Actual 2008-	-Actual 2009-	-Actual 2010-	-Adopted 2011-	-Requested 2012-	2011 YTD
PERSONAL SERVICES	89,536	97,849	43,084	156,826	130,251	4,329
SUPPLIES	5,410	16,263	76,482	53,000	30,000	58,301
OTHER SERVICES & CHARGES	8,129	441,023	423,163	348,100	347,100	271,918
CAPITAL OUTLAY	-	-	-	90,000	-	62,138
<b>TOTAL EXPENDITURE BY OBJECT</b>	<b>103,074</b>	<b>555,136</b>	<b>542,729</b>	<b>647,926</b>	<b>507,351</b>	<b>396,686</b>



	-Actual 2008-	-Actual 2009-	-Actual 2010-	-Adopted 2011-	-Requested 2012-	2011 YTD
<b>PERSONAL SERVICES</b>						
<b>WAGES AND SALARIES</b>						
6102 F.T. REGULAR-WAGES & SALARIES	77,945	84,591	37,221	122,668	100,129	-
6104 PART TIME-WAGES & SALARIES	-	-	-	8,400	8,400	4,000
6105 TEMPORARY-WAGES & SALARIES	-	-	-	6,000	6,000	-
<b>WAGES AND SALARIES</b>	<b>77,945</b>	<b>84,591</b>	<b>37,221</b>	<b>137,068</b>	<b>114,529</b>	<b>4,000</b>
<b>EMPLOYER CONTRIBUTIONS</b>						
6121 PERA CONTRIBUTIONS	5,066	5,710	2,605	8,893	7,259	-
6122 FICA/MEDICARE CONTRIBUTIONS	5,963	6,472	2,847	9,883	7,660	329
6133 WORKERS COMP INSURANCE PREMIUM	561	1,076	411	982	803	-
<b>EMPLOYER CONTRIBUTIONS</b>	<b>11,591</b>	<b>13,258</b>	<b>5,863</b>	<b>19,758</b>	<b>15,722</b>	<b>329</b>
<b>PERSONAL SERVICES Total</b>	<b>89,536</b>	<b>97,849</b>	<b>43,084</b>	<b>156,826</b>	<b>130,251</b>	<b>4,329</b>
<b>SUPPLIES</b>						
<b>OPERATING SUPPLIES</b>						
6246 MARKETING & PROMOTIONS	-	-	76,264	53,000	30,000	58,301
6249 MISCELLANEOUS OPERATING SUPPLY	-	-	218	-	-	-
<b>OPERATING SUPPLIES</b>	<b>-</b>	<b>-</b>	<b>76,482</b>	<b>53,000</b>	<b>30,000</b>	<b>58,301</b>
<b>SUPPLIES Total</b>	<b>-</b>	<b>-</b>	<b>76,482</b>	<b>53,000</b>	<b>30,000</b>	<b>58,301</b>

City of Ramsey  
2012 Requested Housing Redevelopment Authority Fund Budget

**HOUSING REDEVELOPMENT AUTHORITY FUND 295 - EXPENDITURE DETAIL**

	2008 Actual	2009 Actual	2010 Actual	2011 Adopted	2012 Requested	2011 YTD
<b>OTHER SERVICES &amp; CHARGES</b>						
PROFESSIONAL SERVICES						
6304		1,198	29,847	30,000	25,000	38,611
6315	7,057	437,184	323,886	240,000	240,000	213,752
<b>PROFESSIONAL SERVICES</b>	<b>7,057</b>	<b>438,382</b>	<b>353,733</b>	<b>270,000</b>	<b>265,000</b>	<b>252,363</b>
COMMUNICATION						
6322			27	1,000	1,000	933
<b>COMMUNICATION</b>	<b>-</b>	<b>-</b>	<b>27</b>	<b>1,000</b>	<b>1,000</b>	<b>933</b>
EMPLOYEE REIMBURSEMENTS						
6331			11,366	20,000	20,000	17,465
6334				1,000	500	36
6335	126	989	3,655	2,500	2,500	67
<b>EMPLOYEE REIMBURSEMENTS</b>	<b>126</b>	<b>989</b>	<b>15,021</b>	<b>23,500</b>	<b>23,000</b>	<b>17,568</b>
INSURANCE						
6361	541	1,652	4,562	2,000	-	956
<b>INSURANCE</b>	<b>541</b>	<b>1,652</b>	<b>4,562</b>	<b>2,000</b>	<b>-</b>	<b>956</b>
UTILITIES						
6371					6,500	-
<b>UTILITIES</b>	<b>-</b>	<b>-</b>	<b>-</b>	<b>-</b>	<b>6,500</b>	<b>-</b>
DUES, SUBSCRIPTIONS, AND REGISTRATION FEES						
6451	405		2,160	3,500	3,500	-
6452				500	500	98
<b>DUES, SUBSCRIPTIONS, AND REGISTRATION FEES</b>	<b>405</b>	<b>-</b>	<b>2,160</b>	<b>4,000</b>	<b>4,000</b>	<b>98</b>
CONTRACTED SERVICES						
6489			47,660	47,600	47,600	-
<b>CONTRACTED SERVICES</b>	<b>-</b>	<b>-</b>	<b>47,660</b>	<b>47,600</b>	<b>47,600</b>	<b>-</b>
<b>OTHER SERVICES &amp; CHARGES Total</b>	<b>8,129</b>	<b>441,023</b>	<b>423,163</b>	<b>348,100</b>	<b>347,100</b>	<b>271,918</b>
<b>CAPITAL OUTLAY</b>						
CAPITAL OUTLAY						
6580				90,000	-	62,138
<b>CAPITAL OUTLAY</b>	<b>-</b>	<b>-</b>	<b>-</b>	<b>90,000</b>	<b>-</b>	<b>62,138</b>
<b>CAPITAL OUTLAY Total</b>	<b>-</b>	<b>-</b>	<b>-</b>	<b>90,000</b>	<b>-</b>	<b>62,138</b>
<b>TOTAL EXPENDITURES &amp; OTHER FINANCING</b>	<b>97,664</b>	<b>538,873</b>	<b>542,729</b>	<b>647,926</b>	<b>507,351</b>	<b>396,686</b>

City of Ramsey  
2012 Requested Housing Redevelopment Authority Fund Budget

HOUSING REDEVELOPMENT AUTHORITY FUND 295 - EXPENDITURE DETAIL

	2008 Actual	2009 Actual	2010 Actual	2011 Adopted	2012 Requested	2011 YTD
<b>6102 Wages &amp; Salaries</b>						
Personnel	77,945	84,591	37,221	122,668	100,129	-
	77,945	84,591	37,221	122,668	100,129	-
<b>6104 Wages &amp; Salaries-Part Time</b>						
Stipend for HRA Meeting \$25/mtg	-	-	-	8,400	8,400	4,000
	-	-	-	8,400	8,400	4,000
<b>6105 Temporary Wages &amp; Salaries</b>						
Temporary Labor-Maintenance	-	-	-	6,000	6,000	-
	-	-	-	6,000	6,000	-
<b>6246 Marketing &amp; Promotional Supplies</b>						
COR Website Domains	-	-	2,234	3,000	3,000	10,165
COR Marketing	-	-	74,031	50,000	27,000	48,136
	-	-	76,265	53,000	30,000	58,301
<b>6249 Miscellaneous Operating Supplies</b>						
Miscellaneous	-	-	218	-	-	-
	-	-	218	-	-	-
<b>6304 Legal Fees</b>						
Legal Fees	-	1,198	29,847	30,000	25,000	38,611
	-	1,198	29,847	30,000	25,000	38,611
<b>6315 Miscellaneous Professional Services</b>						
Development Management Contract & Exp	-	-	311,750	210,000	210,000	213,752
Property Taxes	-	323,185	-	-	-	-
Misc Consulting Services	7,057	113,999	12,136	30,000	30,000	-
	7,057	437,184	323,886	240,000	240,000	213,752
<b>6322 Postage</b>						
Mailing Housing Surveys	-	-	27	1,000	1,000	933
	-	-	27	1,000	1,000	933
<b>6331 Travel/Meals/Lodging</b>						
Travel for COR	-	-	11,366	20,000	20,000	17,465
	-	-	11,366	20,000	20,000	17,465
					20,000	
<b>6334 Mileage Reimbursement</b>						
Reimbursement for personal use of auto	-	-	-	1,000	-	36
	-	-	-	1,000	500	36
					500	
<b>6335 Training</b>						
Misc HRA Conferences	126	989	3,655	2,500	-	67
	126	989	3,655	2,500	2,500	67
					2,500	
<b>6361 General Liability/Property/Auto Insurance</b>						
Share of applicable insurance coverage.	541	1,652	4,562	2,000	-	956
	541	1,652	4,562	2,000	-	956
<b>6371 Electric</b>						
COR SIGNAGE						
					6,500	
					6,500	

City of Ramsey  
2012 Requested Housing Redevelopment Authority Fund Budget

**HOUSING REDEVELOPMENT AUTHORITY FUND 295 - EXPENDITURE DETAIL**

	2008 Actual	2009 Actual	2010 Actual	2011 Adopted	2012 Requested	2011 YTD
<b>6451 Dues</b>						
ICSC	405	-	2,160	3,500	-	-
	405	-	2,160	3,500	3,500	-
					3,500	
<b>6452 Subscriptions</b>						
MN Real Estate Journal & Business Journal	-	-	-	500	-	98
	-	-	-	500	500	98
					500	
<b>6489 Other Contracted Services</b>						
Park Ramp Maintenance Agreement	-	-	47,660	47,660	-	-
	-	-	47,660	47,660	47,660	-
					47,660	
<b>6510 Capital Outlay - Land</b>						
COR Land Purchase	-	6,764,429	-	-	-	-
	-	6,764,429	-	-	-	-
<b>6580 Capital Outlay - Other</b>						
COR Entrance Signs	-	-	-	90,000	-	62,138
	-	-	-	90,000	-	62,138