

CITY OF RAMSEY

Period Summary - General Fund

Reporting Period: 1/1/2012 - 1/31/2012

Expenditures By Dept Head	2012 Budget	2012 YTD Actual	2011 Budget	2011 YTD Actual	2010 Budget	2010 YTD Actual
Com Dev	528,852	44,799	540,026	45,443	550,168	47,359
Fire	736,656	28,559	685,364	30,049	675,298	33,339
Finance	454,044	30,290	455,156	31,483	504,047	35,424
Admin	1,366,188	92,650	1,307,733	89,292	1,423,881	103,985
Public Works	2,709,823	141,684	2,615,764	155,150	2,513,234	148,104
Police	3,010,470	227,241	2,878,474	226,222	2,762,154	225,813
Council	133,951	16,713	145,413	27,857	129,719	20,097
Legal	121,000	5,751	116,864	2,943	127,252	2,998
Transfers out	-	-	70,000	-	1,603,000	-
Debt Service	213,113	-	130,863	-	190,648	-
Contingency	33,726	-	10,898	-	-	-
	<u>9,307,823</u>	<u>587,687</u>	<u>8,956,555</u>	<u>608,437</u>	<u>10,479,401</u>	<u>617,118</u>
	-	(0)	-	(0)	-	0

Revenue	2012 Budget	2012 YTD Actual	2011 Budget	2011 YTD Actual	2010 Budget	2010 YTD Actual
Taxes	7,090,150	-	6,624,887	-	6,843,652	-
Business Licenses/Permits	72,020	7,290	64,368	4,560	80,879	12,080
Non-Business Licenses/Permits	364,300	11,592	297,075	27,828	331,193	15,238
Federal Intergovernmental	7,000	(7,485)	7,485	-	6,000	-
State Intergovernmental	298,300	69,857	328,395	(1,500)	330,188	-
Local Intergovernmental	-	-	1,793	-	-	-
Charges for Services	543,189	1,023	1,067,467	19,138	810,738	33,904
Fines and Forfeits	108,000	25	105,833	1,500	100,199	(9,521)
Miscellaneous	30,500	(1,860)	33,574	416	21,326	438
Interest	80,000	-	100,000	-	150,000	-
Transfers in	1,054,616	-	629,488	-	965,046	-
	<u>9,648,075</u>	<u>80,441</u>	<u>9,260,365</u>	<u>51,942</u>	<u>9,639,221</u>	<u>52,139</u>

CITY OF RAMSEY

Period Summary - General Fund

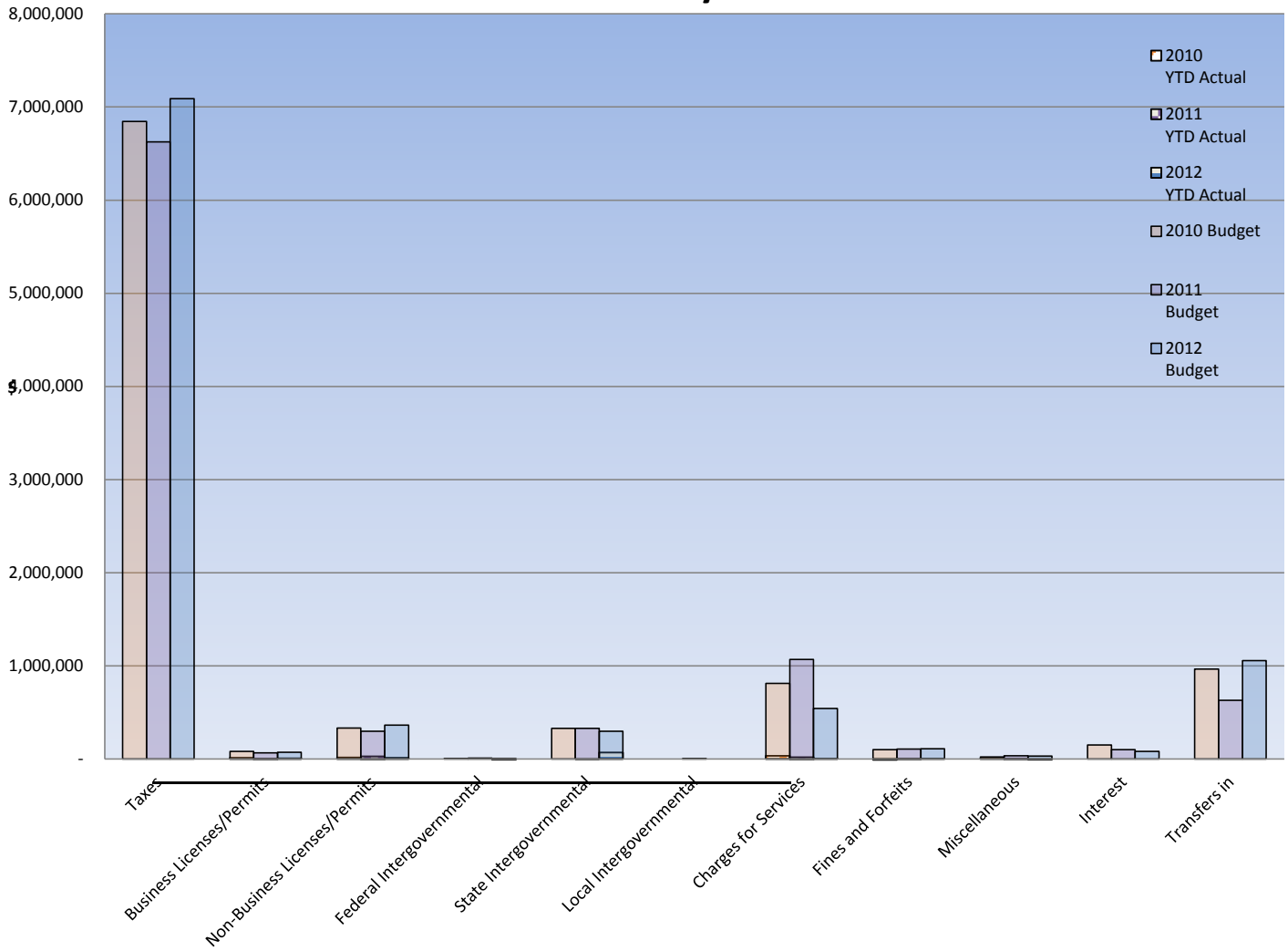
Reporting Period: 1/1/2012 - 1/31/2012

Capital Outlay	2012 Budget	2012 YTD Actual	2011 Budget	2011 YTD Actual	2010 Budget	2010 YTD Actual
Com Dev	-	-	-	-	-	-
Fire	136,000	-	43,010	-	8,490	-
Finance	-	-	-	-	-	-
Admin	57,600	-	5,900	-	31,081	-
Public Works	52,052	-	40,016	-	80,887	-
Police	94,600	-	83,669	-	89,628	-
Council	-	-	-	-	-	-
Legal	-	-	-	-	-	-
Transfers out	-	-	-	-	-	-
Debt Service	-	-	-	-	-	-
Contingency	-	-	-	-	-	-
	340,252	-	172,595	-	210,086	-
	-	-	-	-	-	-

Expenditures	2012 Budget	2012 YTD Actual	2011 Budget	2011 YTD Actual	2010 Budget	2010 YTD Actual
Personal Services	6,232,372	538,289	6,057,525	543,642	6,392,832	562,866
Supplies	767,725	15,664	737,128	25,471	650,353	21,044
Other Services & Charges	2,094,613	33,734	1,961,039	39,324	1,642,568	33,208
Transfers out	-	-	70,000	-	1,603,000	-
Debt Service	213,113	-	130,863	-	190,648	-
	9,307,823	587,687	8,956,555	608,437	10,479,401	617,118
	-	(0)	-	-	-	(0)
Revenue	(9,648,075)	(80,441)	(9,260,365)	(51,942)	(9,639,221)	(52,139)
Expenses	9,648,075	587,687	9,129,150	608,437	10,689,487	617,118

CITY OF RAMSEY

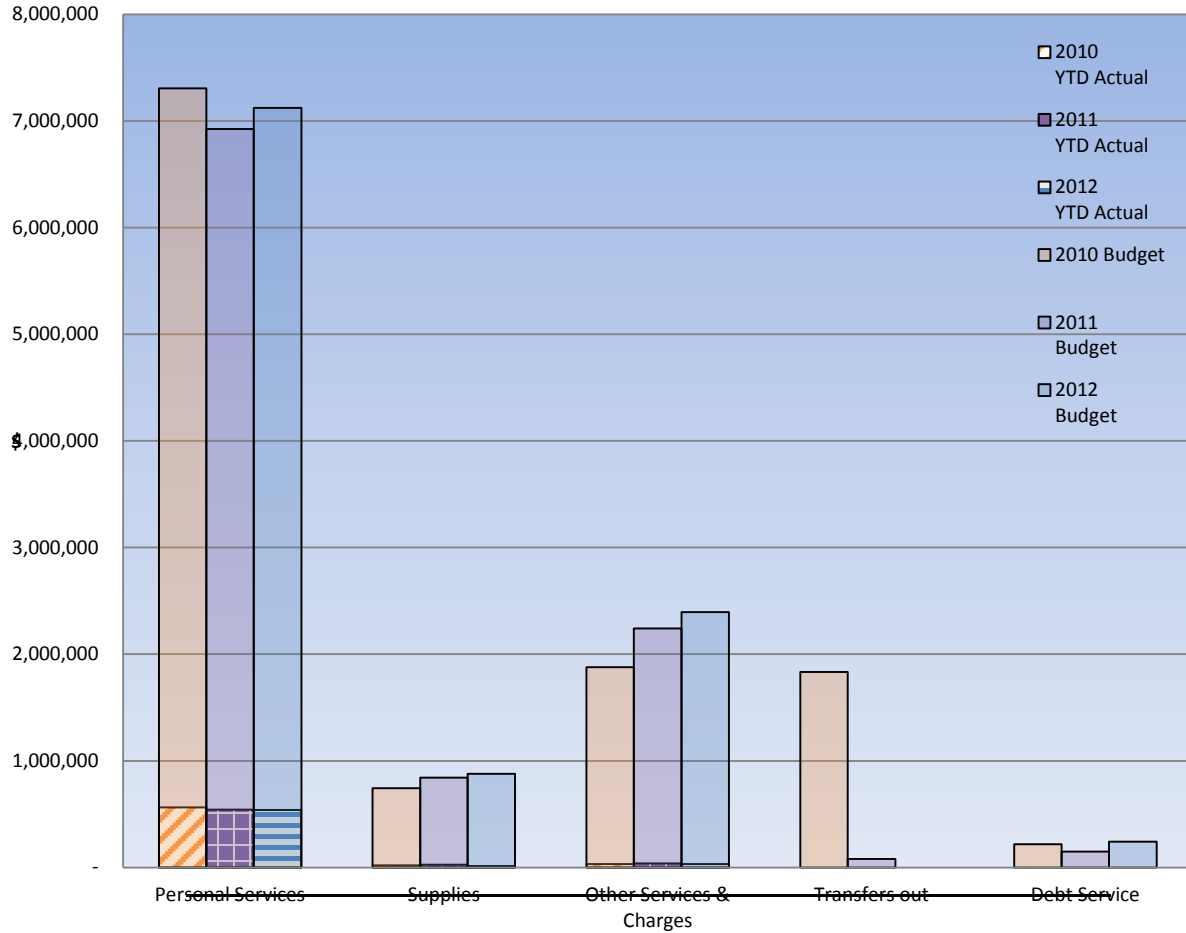
Budget to Actual Revenues YTD thru January 31 2012



	<u>Taxes</u>	<u>Business Licenses/Permits</u>	<u>Non-Business Licenses/Permits</u>	<u>Federal Intergovernmental</u>	<u>State Intergovernmental</u>	<u>Local Intergovernmental</u>	<u>Charges for Services</u>	<u>Fines and Forfeits</u>	<u>Misc.</u>	<u>Interest</u>	<u>Transfers in</u>	<u>Total</u>
2012 Budget	7,090,150	72,020	364,300	7,000	298,300	-	543,189	108,000	30,500	80,000	1,054,616	9,648,075
2012 YTD Actual	-	7,290	11,592	(7,485)	69,857	-	1,023	25	(1,860)	-	-	80,441
2011 Budget	6,624,887	64,368	297,075	7,485	328,395	1,793	1,067,467	105,833	33,574	100,000	629,488	9,260,365
2011 YTD Actual	-	4,560	27,828	-	(1,500)	-	19,138	1,500	416	-	-	51,942
2010 Budget	6,843,652	80,879	331,193	6,000	330,188	-	810,738	100,199	21,326	150,000	965,046	9,639,221
2010 YTD Actual	-	12,080	15,238	-	-	-	33,904	(9,521)	438	-	-	52,139
2012 YTD % of Budget	0.00%	10.12%	3.18%	-106.93%	23.42%	#DIV/0!	0.19%	0.02%	-6.10%	0.00%	0.00%	0.83%

CITY OF RAMSEY

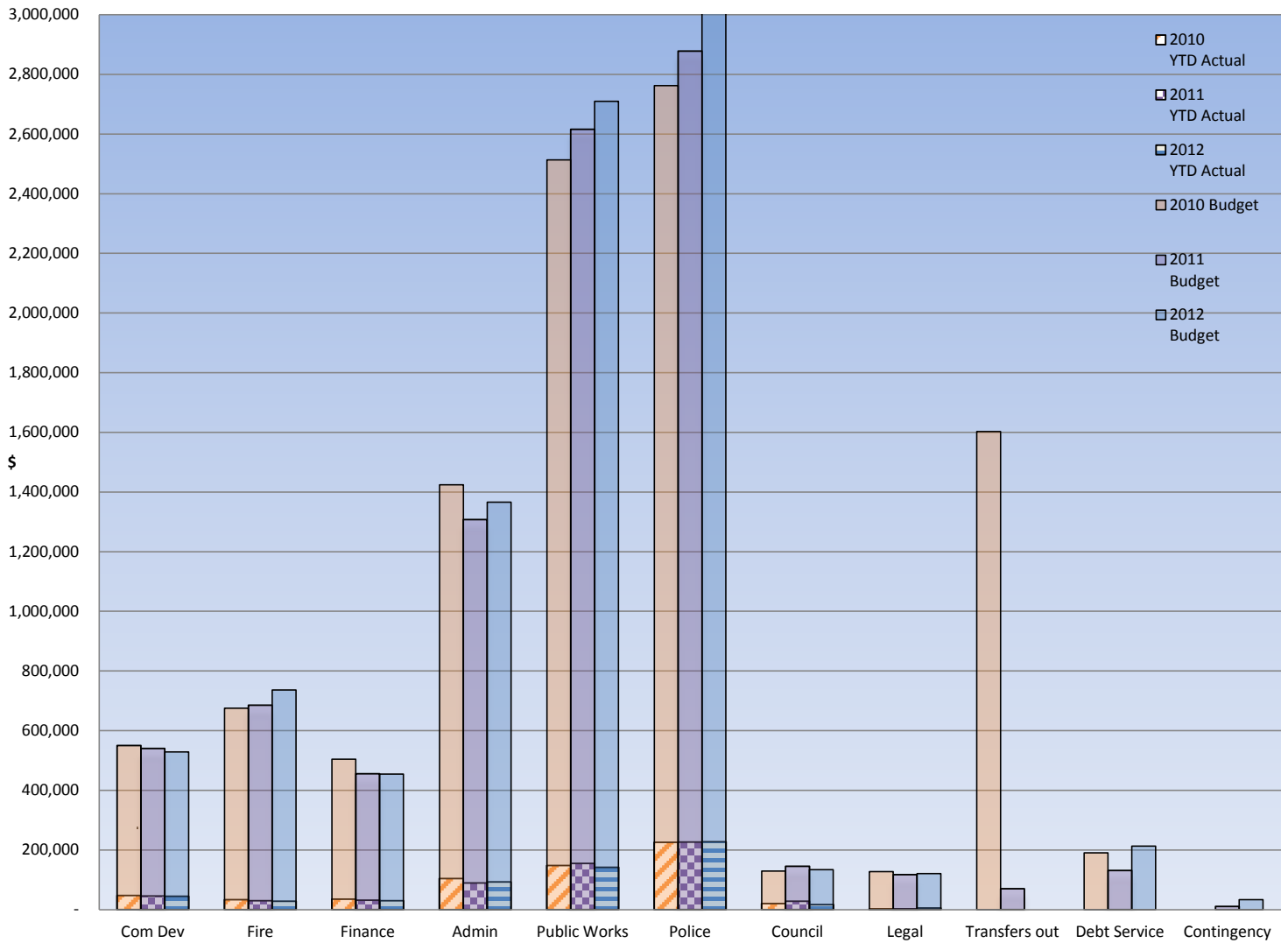
Budget to Actual Expenditures by Category YTD thru January 31 2012



	<u>Personal Services</u>	<u>Supplies</u>	<u>Other Services & Charges</u>	<u>Transfers out</u>	<u>Debt Service</u>	<u>Total</u>
2012 Budget	6,232,372	767,725	2,094,613	-	213,113	9,307,823
2012 YTD Actual	538,289	15,664	33,734	-	-	587,687
2011 Budget	6,057,525	737,128	1,961,039	70,000	130,863	8,956,555
2011 YTD Actual	543,642	25,471	39,324	-	-	608,437
2010 Budget	6,392,832	650,353	1,642,568	1,603,000	190,648	10,479,401
2010 YTD Actual	562,866	21,044	33,208	-	-	617,118
2012 YTD % of Budget	8.64%	2.04%	1.61%	#DIV/0!	0.00%	6.31%

CITY OF RAMSEY

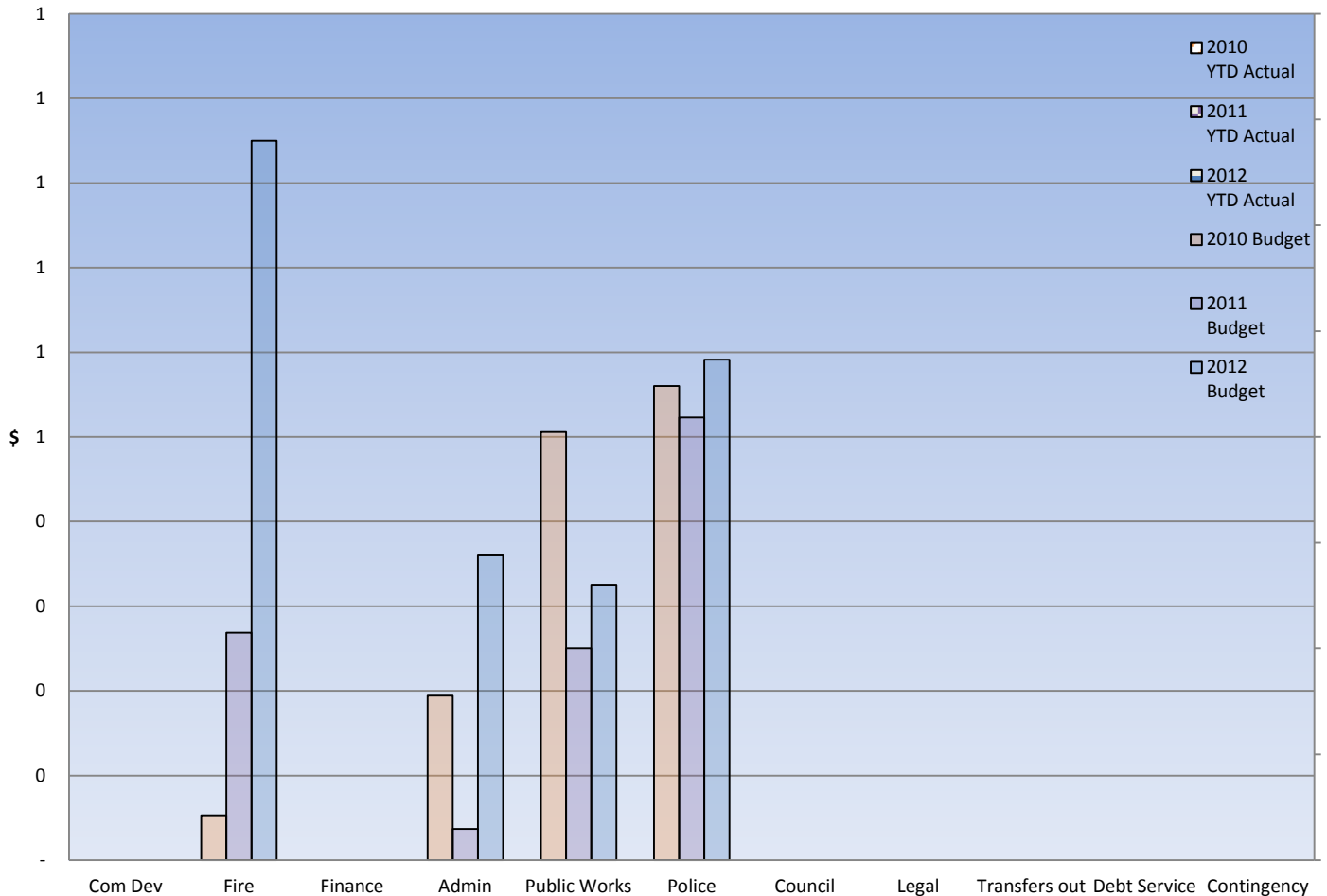
Budget to Actual Expenditures by Department YTD thru January 31 2012



	<u>Com Dev</u>	<u>Fire</u>	<u>Finance</u>	<u>Admin</u>	<u>Public Works</u>	<u>Police</u>	<u>Council</u>	<u>Legal</u>	<u>Transfers out</u>	<u>Debt Service</u>	<u>Contingency</u>	<u>Total</u>
2012 Budget	528,852	736,656	454,044	1,366,188	2,709,823	3,010,470	133,951	121,000	-	213,113	33,726	9,307,823
2012 YTD Actual	44,799	28,559	30,290	92,650	141,684	227,241	16,713	5,751	-	-	-	587,687
2011 Budget	540,026	685,364	455,156	1,307,733	2,615,764	2,878,474	145,413	116,864	70,000	130,863	10,898	8,956,555
2011 YTD Actual	45,443	30,049	31,483	89,292	155,150	226,222	27,857	2,943	-	-	-	608,437
2010 Budget	550,168	675,298	504,047	1,423,881	2,513,234	2,762,154	129,719	127,252	1,603,000	190,648	-	10,479,401
2010 YTD Actual	47,359	33,339	35,424	103,985	148,104	225,813	20,097	2,998	-	-	-	617,118
2012 YTD % of Budget	8.47%	3.88%	6.67%	6.78%	5.23%	7.55%	12.48%	4.75%	#DIV/0!	0.00%	0.00%	6.31%

CITY OF RAMSEY

Budget to Actual Capital Outlay YTD thru January 31 2012



	Com Dev	Fire	Finance	Admin	Public Works	Police	Council	Legal	Transfers out	Debt Service	Contingency	Total
2012 Budget	-	136,000	-	57,600	52,052	94,600	-	-	-	-	-	340,252
2012 YTD Actual	-	-	-	-	-	-	-	-	-	-	-	-
2011 Budget	-	43,010	-	5,900	40,016	83,669	-	-	-	-	-	172,595
2011 YTD Actual	-	-	-	-	-	-	-	-	-	-	-	-
2010 Budget	-	8,490	-	31,081	80,887	89,628	-	-	-	-	-	210,086
2010 YTD Actual	-	-	-	-	-	-	-	-	-	-	-	-
2012 YTD % of Budget	#DIV/0!	0.00%	#DIV/0!	0.00%	0.00%	0.00%	#DIV/0!	#DIV/0!	#DIV/0!	#DIV/0!	#DIV/0!	0.00%