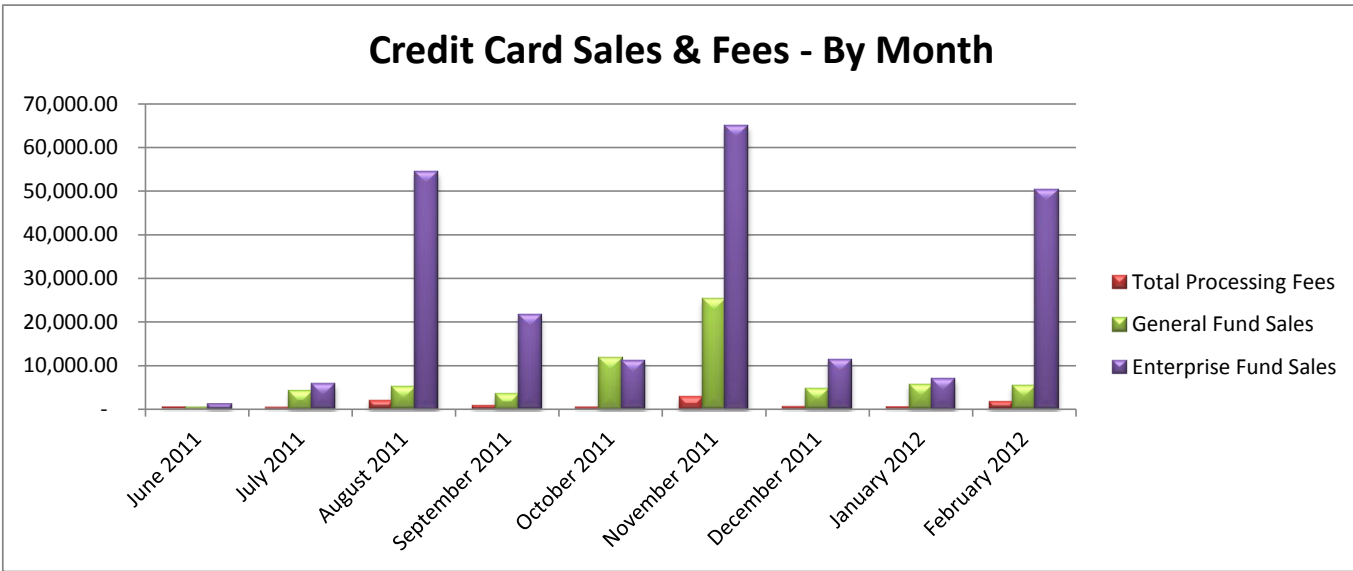


Month	Total Sales	Total Processing Fees	General Fund Sales	% Total Sales	Enterprise Fund Sales	% Total Sales
June 2011	1,660.16	373.75	413.50	24.91%	1,246.66	75.09%
July 2011	9,929.87	359.47	4,173.15	42.03%	5,756.72	57.97%
August 2011	59,501.54	1,952.33	5,064.61	8.51%	54,436.93	91.49%
September 2011	25,116.92	835.75	3,537.91	14.09%	21,579.01	85.91%
October 2011	22,815.50	517.97	11,783.51	51.65%	11,031.99	48.35%
November 2011	89,961.22	2,880.70	25,110.78	27.91%	64,850.44	72.09%
December 2011	16,099.75	566.47	4,769.05	29.62%	11,330.70	70.38%
January 2012	12,632.28	461.19	5,669.57	44.88%	6,962.71	55.12%
February 2012	52,096.34	1,661.46	5,423.70	10.41%	50,434.88	96.81%
Total	289,813.58	9,609.09	65,945.78		227,630.04	

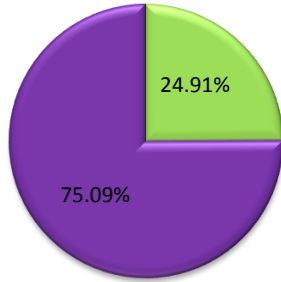


Truth in Credit Card Processing				
The city offers a variety of payment methods (in person, online, telephone) and accepts three card types including VISA, MasterCard, and Discover. The card type and transaction method determine the rate fee the city pays per transaction. This analysis summaries total monthly transactions and fees to determine the cumulative processing fee, backing out fixed monthly account fees.				
Month	Total Sales	Fixed Fees*	Processing Fees	True Processing Fee Rate (%)
June 2011	\$ 1,660.16	\$ 319.80	\$ 53.95	3.25%
July 2011	\$ 9,929.87	\$ 49.95	\$ 309.52	3.12%
August 2011	\$ 59,501.54	\$ 49.95	\$ 1,902.38	3.20%
September 2011	\$ 25,116.92	\$ 49.95	\$ 785.80	3.13%
October 2011	\$ 22,815.50	\$ 49.95	\$ 468.02	2.05%
November 2011	\$ 89,961.22	\$ 49.95	\$ 2,830.75	3.15%
December 2011	\$ 16,099.75	\$ 49.95	\$ 516.52	3.21%
January 2012	\$ 12,632.28	\$ 49.95	\$ 411.24	3.26%
February 2012	\$ 52,096.34	\$ 49.95	\$ 1,611.51	3.09%
Total	\$ 289,813.58	\$ 719.40	\$ 8,889.69	Average Rate: 3.05%

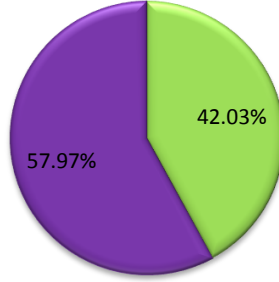
* Monthly Fixed Service Fee (June 2011 includes swipe machines)

SALES BY FUND TYPE

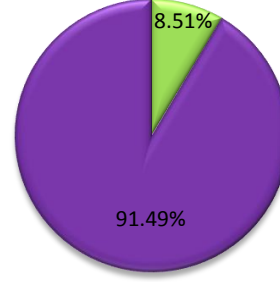
June 2011



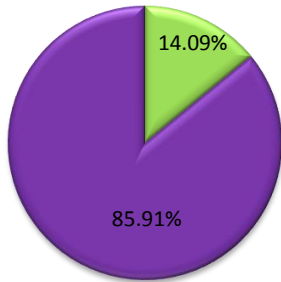
July 2011



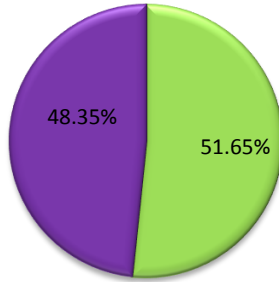
August 2011



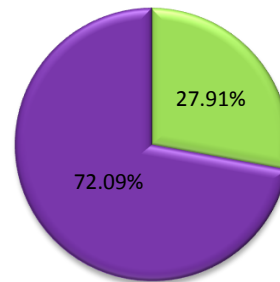
September 2011



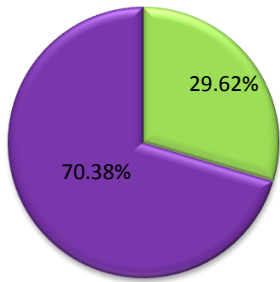
October 2011



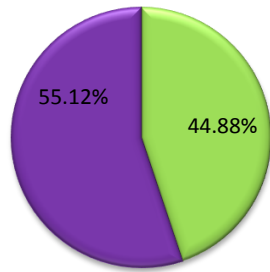
November 2011



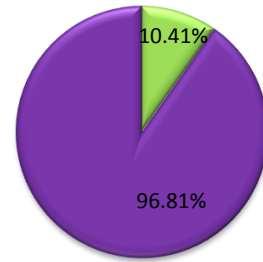
December 2011





January 2012



February 2012



 General Fund
 Enterprise Fund