

**CITY OF RAMSEY**  
**-GENERAL FUND-**  
**REQUESTED BUDGET**  
**For Fiscal Year 2013**

*Adopted xx/xx/xxxx*



**THIS PAGE INTENTIONALLY LEFT BLANK**

**GENERAL FUND 101 - BUDGET SUMMARY**

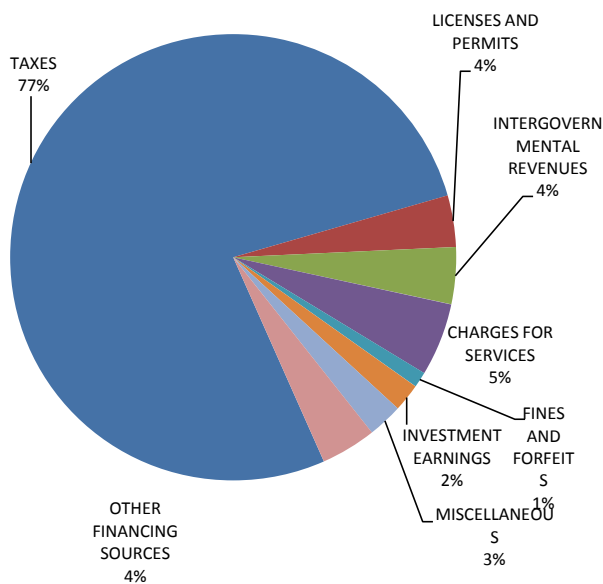
**REVENUES**

	-2009 Actual-	-2010 Actual-	-2011 actual-	-2012 Adopted-	-2013 Requested-
TAXES	7,702,676	6,843,652	6,624,888	7,090,150	7,233,829
LICENSES AND PERMITS	373,461	412,072	361,438	436,320	427,700
INTERGOVERNMENTAL REVENUES	411,368	336,188	337,855	305,300	305,300
CHARGES FOR SERVICES	527,058	810,738	1,045,032	543,189	1,088,250
FINES AND FORFEITS	113,660	100,199	105,833	108,000	89,000
INVESTMENT EARNINGS	200,763	150,000	140,358	80,000	80,000
MISCELLANEOUS	251,086	21,326	37,953	30,500	10,500
OTHER FINANCING SOURCES	398,620	965,046	629,488	1,054,616	1,339,758
<b>TOTAL REVENUES</b>	<b>9,978,693</b>	<b>9,639,221</b>	<b>9,282,845</b>	<b>9,648,075</b>	<b>10,574,337</b>

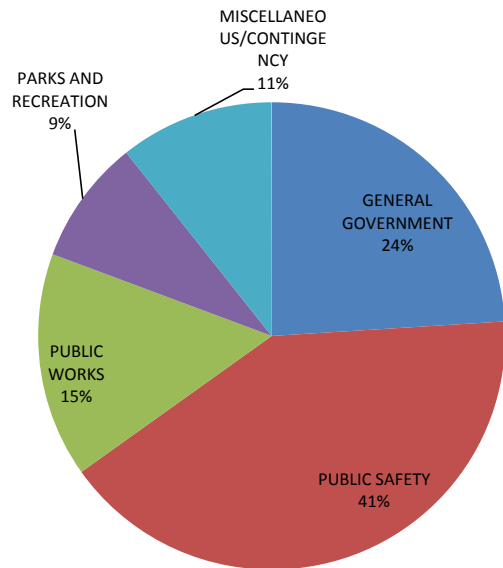
**EXPENDITURES**

	-2009 Actual-	-2010 Actual-	-2011 Actual-	-2012 Adopted-	-2013 Requested-
GENERAL GOVERNMENT	2,387,581	2,438,559	2,199,938	2,313,552	2,348,181
PUBLIC SAFETY	4,085,589	3,883,322	4,032,810	4,357,209	4,194,796
PUBLIC WORKS	1,546,739	1,741,995	1,746,202	1,829,721	2,898,068
PARKS AND RECREATION	858,108	854,563	848,069	916,945	930,066
MISCELLANEOUS/CONTINGENCY	1,062,272	1,771,048	251,968	230,648	203,226
<b>TOTAL EXPENDITURES</b>	<b>9,940,289</b>	<b>10,689,487</b>	<b>9,078,987</b>	<b>9,648,075</b>	<b>10,574,337</b>

**2013 BUDGET - REVENUES**



**2013 BUDGET - EXPENDITURES**



**THIS PAGE INTENTIONALLY LEFT BLANK**

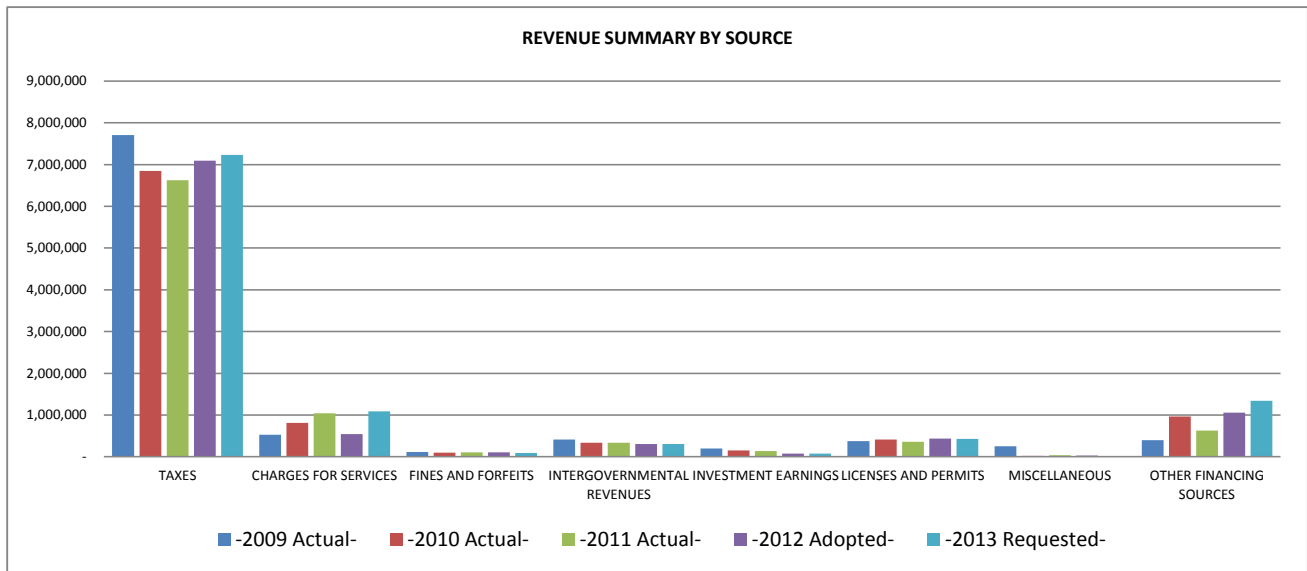
City of Ramsey 2013 Requested General Fund Budget

2009 Actual	2010 Actual	2011 Actual	2012 Adopted	2013 Requested
-------------	-------------	-------------	--------------	----------------

GENERAL FUND 101 - REVENUE SUMMARY	-2009 Actual-	-2010 Actual-	-2011 Actual-	-2012 Adopted-	-2013 Requested-
TAXES	7,702,676	6,843,652	6,624,888	7,090,150	7,233,829
CHARGES FOR SERVICES	527,058	810,738	1,045,032	543,189	1,088,250
FINES AND FORFEITS	113,660	100,199	105,833	108,000	89,000
INTERGOVERNMENTAL REVENUES	411,368	336,188	337,855	305,300	305,300
INVESTMENT EARNINGS	200,763	150,000	140,358	80,000	80,000
LICENSES AND PERMITS	373,461	412,072	361,438	436,320	427,700
MISCELLANEOUS	251,086	21,326	37,953	30,500	10,500
OTHER FINANCING SOURCES	398,620	965,046	629,488	1,054,616	1,339,758
<b>TOTAL REVENUES</b>	<b>9,978,693</b>	<b>9,639,221</b>	<b>9,282,845</b>	<b>9,648,075</b>	<b>10,574,337</b>

**HISTORICAL LEVY AMOUNTS**

2008 LEVY \$	7,610,338.00	10.54%
2009 LEVY \$	8,092,034.00	6.33%
2010 LEVY \$	7,194,194.00	-11.00%
2011 LEVY \$	6,992,127.00	-3.00%
2012 LEVY \$	6,997,150.00	0.07%
2013 LEVY	TBA	TBA



City of Ramsey 2013 Requested General Fund Budget

	2009 Actual	2010 Actual	2011 Actual	2012 Adopted	2013 Requested	
<b>GENERAL FUND 101 - REVENUE BY SOURCE</b>						
	-2009 Actual-	-2010 actual-	-2011 Actual-	-2012 Adopted-	-2013 Requested-	
<b>TAXES</b>						
-						
4011	CURRENT-AD VALOREM TAXES	6,184,600	5,476,195	5,256,810	5,947,150	6,198,829
401A	CURRENT-UNCOLLECTED ALLOWANCE					(100,000)
4012	DELINQUENT-AD VALOREM TAXES	385,970	130,444	100,364	60,000	60,000
4014	FISCAL DISPARITIES	1,064,800	1,199,637	1,161,214	1,050,000	1,050,000
4015	EXCESS TAX INCREMENTS	7,594	28,307	98,079	28,000	20,000
4018	PENALTY/INT-AD VALOREM TAXES	59,714	9,069	8,420	5,000	5,000
<b>TAXES Total</b>		<b>7,702,676</b>	<b>6,843,652</b>	<b>6,624,888</b>	<b>7,090,150</b>	<b>7,233,829</b>
<b>LICENSES AND PERMITS</b>						
<b>- BUSINESS LICENSES/PERMITS</b>						
4140	CREDIT CARD PROCESSING FEES			(6,715)		(5,000)
4155	LIQUOR-ON SALE	42,075	42,940	42,500	40,000	40,000
4156	LIQUOR-OFF SALE	860	1,300	1,120	1,920	1,100
4157	NON-INTOXICATING LIQUOR	400	200	-	400	200
4159	MECHANICAL LICENSE	7,500	7,700	8,300	7,500	7,500
4163	PAWNSHOP LICENSE	3,048	3,000	7,365	8,000	7,500
4164	CIGARETTE SALES LICENSE	4,850	4,700	1,700	4,500	2,000
4165	REFUSE HAULERS LICENSE	800	1,600	500	400	400
4166	MOTOR VEHICLES LICENSE	4,952	7,846	2,790	5,000	4,000
4168	PEDDLERS LICENSE	2,105	2,855	1,835	1,000	1,000
4169	GASOLINE SALES LICENSE	1,800	3,600	750	1,800	1,800
4170	OTHER BUSINESS LICENSES & PERM	1,260	5,138	1,605	1,500	1,500
4171	INVESTIGATIVE FEES	-	-	2,613	-	-
<b>- NON-BUSINESS LICENSES/PERMITS</b>						
4205	BUILDING PERMIT	212,649	21,151	163,590	254,600	250,000
4206	PLUMBING PERMIT	16,569	227,886	16,391	20,000	20,000
4207	ANIMAL LICENSE	1,098	825	1,000	700	700
4208	HEATING PERMIT	18,749	25,800	20,913	20,000	20,000
4209	CONDITIONAL USE PERMIT	5,800	5,400	3,000	5,000	6,000
4211	SIGN PERMITS	2,200	1,375	3,350	2,000	2,000
4212	RENTAL LICENSE	8,850	2,025	10,875	1,000	1,000
4213	FIRE PERMIT	2,275	2,366	3,899	2,000	2,000
4214	ELECTRICAL INSPECTION PERMIT	-	15,438	36,005	30,000	30,000
4220	SEPTIC SYSTEM PERMIT	19,462	14,440	15,070	15,000	20,000
4221	URBAN SEWER PERMIT	3,225	4,425	1,650	7,000	7,000
4222	URBAN WATER PERMIT	3,225	4,675	17,250	7,000	7,000
4230	OTHER NON-BUSINESS LIC & PERM	9,710	5,387	4,082	-	-
<b>LICENSES AND PERMITS Total</b>		<b>373,461</b>	<b>412,072</b>	<b>361,438</b>	<b>436,320</b>	<b>427,700</b>
<b>INTERGOVERNMENTAL REVENUES</b>						
<b>- FEDERAL INTERGOVERNMENTAL</b>						
4253	FEDERAL EXCISE TAX REFUND	7,987	6,000	7,485	7,000	7,000
<b>- STATE INTERGOVERNMENTAL</b>						
4263	MARKET VALUE HOMESTEAD CREDIT	90,743	24,153	22,853	-	-
4268	MSA FOR STREETS	140,000	140,000	140,000	140,000	140,000
4269	POLICE - INSURANCE PREMIUM TAX	153,589	152,222	152,999	150,000	150,000
4271	POST BOARD REIMBURSEMENT	9,118	8,245	8,332	8,000	8,000
4272	STATE EXCISE TAX REFUND	348	-	324	300	300
4273	OTHER STATE GRANTS & AIDS	9,568	5,568	4,068	-	-
<b>- LOCAL INTERGOVERNMENTAL</b>						
4287	OTHER LOCAL GOVERNMENT GRANTS	16	-	1,793	-	-
<b>INTERGOVERNMENTAL REVENUES Total</b>		<b>411,368</b>	<b>336,188</b>	<b>337,855</b>	<b>305,300</b>	<b>305,300</b>

City of Ramsey 2013 Requested General Fund Budget

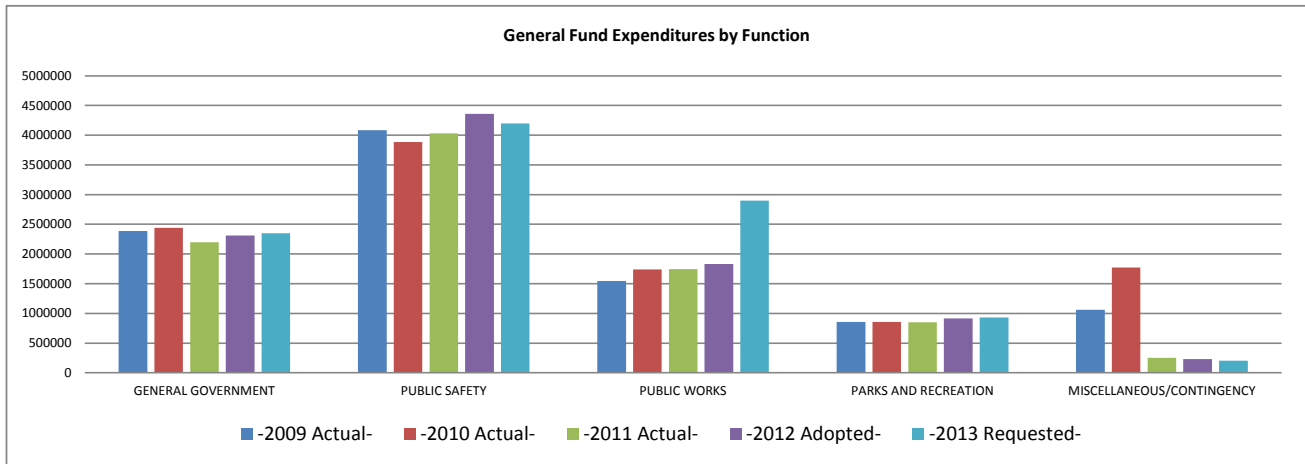
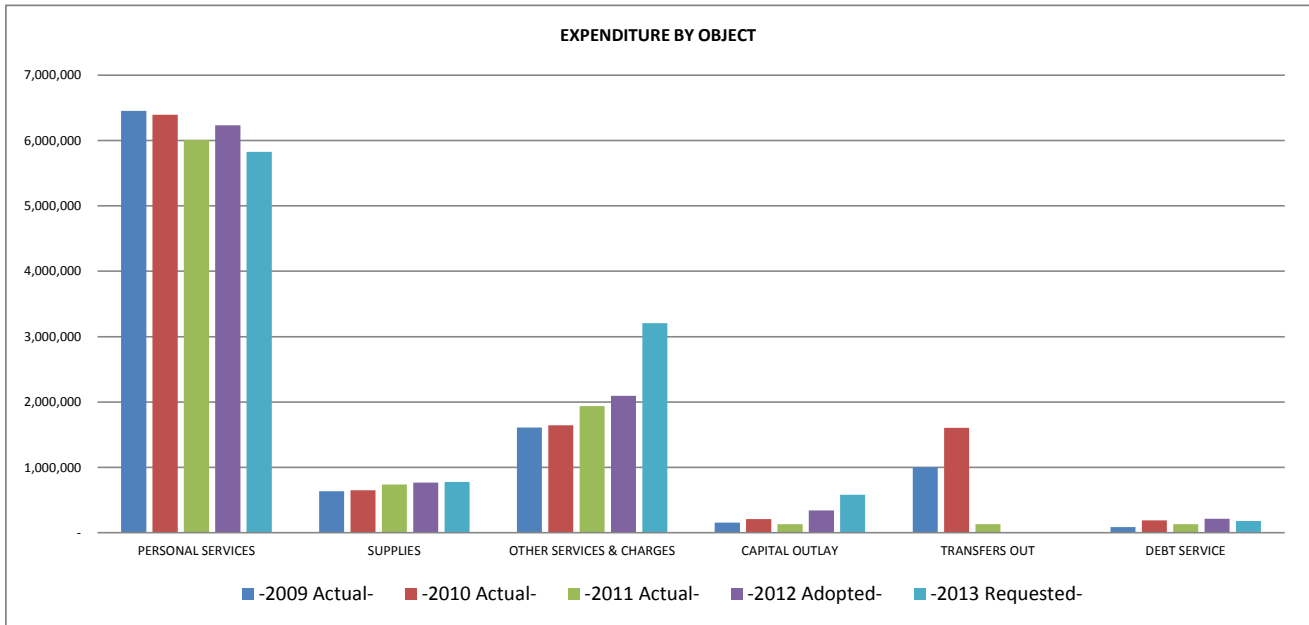
	2009 Actual	2010 Actual	2011 Actual	2012 Adopted	2013 Requested
<b>CHARGES FOR SERVICES</b>					
-					
4305 RENTAL FEES	77,788	91,022	103,981	105,000	123,750
4306 ZONING & SUBDIVISION FEES	1,740	1,325	1,600	-	-
4307 PLAN CHECKING FEES	71,781	92,494	75,533	125,020	125,000
4308 SALES OF MAPS & PUBLICATIONS	495	157	150	200	500
4309 ASSESSMENT SEARCHES	660	3,150	4,370	3,000	3,000
4312 GENERAL GOVERNMENT STAFF TIME	11,408	13,092	6,307	9,661	8,000
4326 SPECIAL POLICE SERVICES	62,716	60,239	66,720	60,000	30,000
4327 SPECIAL FIRE PROTECTION SERVIC	45,962	60,152	31,036	20,000	26,000
4328 ACCIDENT REPORTS	1,338	1,272	938	1,200	1,000
4329 OPEN BURN PERMIT FEES	1,250	1,125	1,150	1,000	1,000
4330 OTHER PUBLIC SAFETY	9,412	16,575	9,195	10,000	10,000
4337 ENGINEERING	212,067	457,460	721,047	196,108	750,000
4338 PLAN & SPECIFICATION FEES	6,475	7,030	3,775	4,000	2,000
4339 OTHER PUBLIC WORKS	6,093	5,094	13,315	8,000	8,000
4346 PARK FEES	4,078	-	5,291	-	-
4347 OTHER CULTURE-RECREATION	13,794	551	625	-	-
<b>CHARGES FOR SERVICES Total</b>	<b>527,058</b>	<b>810,738</b>	<b>1,045,032</b>	<b>543,189</b>	<b>1,088,250</b>
<b>FINES AND FORFEITS</b>					
-					
4452 COURT FINES	106,541	93,854	87,008	105,000	85,000
4453 OTHER FINES & FORFEITS	1,025	2,100	9,721	-	-
4454 ADMINISTRATIVE FINES	6,095	4,245	9,104	3,000	4,000
<b>FINES AND FORFEITS Total</b>	<b>113,660</b>	<b>100,199</b>	<b>105,833</b>	<b>108,000</b>	<b>89,000</b>
<b>INVESTMENT EARNINGS</b>					
-					
4701 INTEREST ON INVESTMENTS	200,763	150,000	140,358	80,000	80,000
<b>INVESTMENT EARNINGS Total</b>	<b>200,763</b>	<b>150,000</b>	<b>140,358</b>	<b>80,000</b>	<b>80,000</b>
<b>MISCELLANEOUS</b>					
-					
4604 SURCHARGES	286	528	738	500	500
4605 ELECTION FILING FEES	-	-	20	-	-
4609 OTHER MISCELLANEOUS REVENUES	250,800	20,798	37,195	30,000	10,000
<b>MISCELLANEOUS Total</b>	<b>251,086</b>	<b>21,326</b>	<b>37,953</b>	<b>30,500</b>	<b>10,500</b>
<b>OTHER FINANCING SOURCES</b>					
<b>TRANSFERS IN</b>					
4901 TRANSFER IN FROM OTHER FUNDS	398,620	965,046	629,488	1,054,616	1,339,758
<b>OTHER FINANCING SOURCES Total</b>	<b>398,620</b>	<b>965,046</b>	<b>629,488</b>	<b>1,054,616</b>	<b>1,339,758</b>
<b>TOTAL REVENUE</b>	<b>9,978,693</b>	<b>9,639,221</b>	<b>9,282,845</b>	<b>9,648,075</b>	<b>10,574,337</b>

City of Ramsey 2013 Requested General Fund Budget

	2009 Actual	2010 Actual	2011 Actual	2012 Adopted	2013 Requested
<b>GENERAL FUND 101 - LINE ITEM DETAIL</b>					
<b>4305 Facility Rental</b>					
Water Tower Antenna Lease	77,788	91,022	56,996	60,424	76,682
Anoka County Municipal Center Lease	-	-	42,780	43,318	44,184
Municipal Center Rental	-	-	4,205	1,258	2,884
	<u>77,788</u>	<u>91,022</u>	<u>103,981</u>	<u>105,000</u>	<u>123,750</u>
<b>4326 Special Police Services</b>					
Anoka County System Administration	-	-	75,000	50,000	20,000
Animal Impound / Vehicle Lockout	-	-	14,592	10,000	10,000
	<u>62,716</u>	<u>60,239</u>	<u>89,592</u>	<u>60,000</u>	<u>30,000</u>
<b>4327 Fire Protection Services</b>					
Nowthen Contract	45,962	60,152	31,036	20,000	26,000
	<u>45,962</u>	<u>60,152</u>	<u>31,036</u>	<u>20,000</u>	<u>26,000</u>
<b>4330 Other Public Safety</b>					
Fire Response (Injury, Illegal Burn, Gas Hits)	-	16,575	9,195	10,000	10,000
	<u>9,412</u>	<u>16,575</u>	<u>9,195</u>	<u>10,000</u>	<u>10,000</u>
<b>4337 Engineering</b>					
Riverdale East (15% project cost of \$1M)					150,000
Riverdale Extension to Traprock (15% project cost of \$2.5M)					375,000
Road Reconstruction (15% of project cost of \$1.5M)					225,000
	<u>-</u>	<u>-</u>	<u>-</u>	<u>-</u>	<u>750,000</u>
<b>4339 Other Public Works</b>					
Culvert Sales / Right of Way	6,093	5,094	13,315	8,000	8,000
	<u>6,093</u>	<u>5,094</u>	<u>13,315</u>	<u>8,000</u>	<u>8,000</u>
<b>4609 Other Revenue</b>					
Sales of Ads for Ramsey Resident	250,800	20,798	32,889	28,500	9,500
Auction Proceeds				1,000	-
Misc Revenue			4,306	500	500
	<u>250,800</u>	<u>20,798</u>	<u>37,195</u>	<u>30,000</u>	<u>10,000</u>
<b>4901 Other Finance Sources</b>					
Water Fund Administrative Transfer	30,000	32,000	33,000	34,000	35,000
Sewer Fund Administrative Transfer	24,000	26,000	27,000	28,000	29,000
St. Lighting Fund Administrative Transfer	12,000	12,500	13,000	14,000	15,000
Recycling Fund Administrative Transfer	6,800	7,000	8,000	8,500	9,000
Storm Water Utility Fund Administrative Transfer	19,000	21,000	22,000	23,000	24,000
Prior Year General Fund Encumbrances	-	230,047	-	-	-
Tax Increment Financing #4	-	304,655	250,000	275,000	275,000
Equipment	27,500	-	-	-	581,000
Equipment Certificate Fund	-	-	16,622	-	-
PIR Fund-Street Maintenance	25,000	25,000	25,000	244,500	244,493
Equipment Revolving Fund - Accum Depr on Capital Purchases	32,917	224,850	151,600	340,252	-
Park Maintenance Fund	-	-	-	-	36,507
Landfill Tipping Fee Fund - Environment Services Time	80,470	81,994	83,266	87,364	90,758
	<u>257,687</u>	<u>965,046</u>	<u>629,488</u>	<u>1,054,616</u>	<u>1,339,758</u>

City of Ramsey 2013 Requested General Fund Budget

	2009 Actual	2010 Actual	2011 Actual	2012 Adopted	2013 Requested
<b>EXPENDITURE BY OBJECT SUMMARY</b>	<b>-2009 Actual-</b>	<b>-2010 Actual-</b>	<b>-2011 Actual-</b>	<b>-2012 Adopted-</b>	<b>-2013 Requested-</b>
PERSONAL SERVICES	6,455,126	6,392,832	6,010,156	6,232,372	5,826,944
SUPPLIES	635,725	650,353	737,620	767,725	778,075
OTHER SERVICES & CHARGES	1,609,184	1,642,568	1,938,044	2,094,613	3,207,495
CAPITAL OUTLAY	152,529	210,086	132,578	340,252	581,000
TRANSFERS OUT	1,000,000	1,603,000	129,726		
DEBT SERVICE	87,724	190,648	130,863	213,113	180,823
<b>TOTAL EXPENDITURE BY OBJECT</b>	<b>9,940,289</b>	<b>10,689,487</b>	<b>9,078,987</b>	<b>9,648,075</b>	<b>10,574,337</b>



City of Ramsey 2013 Requested General Fund Budget

	2009 Actual	2010 Actual	2011 Actual	2012 Adopted	2013 Requested	
<b>EXPENDITURE BY OBJECT RECAP ALL SUB-FUNCTIONS</b>						
	-2009 Actual-	-2010 Actual-	-2011 Actual-	-2012 Adopted-	-2013 Requested-	
<b>GENERAL GOVERNMENT</b>						
0111	MAYOR AND COUNCIL	141,081	121,928	138,184	123,806	114,666
0114	CHARTER/PLAN/HORSE COMMISSIONS	9,459	7,791	6,582	10,145	9,907
0130	ADMINISTRATION	887,449	823,389	694,739	695,392	562,739
0141	ELECTIONS	237	27,330	2,565	37,432	10,269
0153	FINANCE	374,351	369,029	319,412	319,044	311,108
0155	ASSESSING	110,881	135,018	134,439	135,000	136,000
0161	LEGAL	104,524	127,252	116,623	121,000	126,000
0191	PLANNING & ZONING	159,674	222,579	184,598	180,769	169,067
0192	DATA PROCESSING	217,646	232,301	228,524	256,544	380,001
0194	GENERAL GOVERNMENT BUILDINGS	350,240	330,178	331,130	394,744	490,622
0195	NEWSLETTER	32,038	41,764	43,142	39,676	37,802
<b>GENERAL GOVERNMENT Total</b>		<b>2,387,581</b>	<b>2,438,559</b>	<b>2,199,938</b>	<b>2,313,552</b>	<b>2,348,181</b>
<b>PUBLIC SAFETY</b>						
0211	POLICE PROTECTION	2,839,750	2,860,250	2,939,027	3,090,866	3,046,984
0220	FIRE PROTECTION	749,282	683,788	721,431	872,656	848,437
0240	PROTECTIVE INSPECTIONS	404,807	250,860	270,727	257,088	179,038
0250	CIVIL DEFENSE	2,036	5,468	5,807	11,200	12,300
0260	TRAFFIC ENGINEERING	70,205	74,292	77,822	106,204	91,087
0270	ANIMAL CONTROL	9,836	3,712	10,617	10,600	10,600
0280	COMMUNITY ORIENTING POLICING	9,674	4,952	7,379	8,595	6,350
<b>PUBLIC SAFETY Total</b>		<b>4,085,589</b>	<b>3,883,322</b>	<b>4,032,810</b>	<b>4,357,209</b>	<b>4,194,796</b>
<b>PUBLIC WORKS</b>						
0301	ENGINEERING	532,486	493,096	435,596	453,827	415,228
0311	STREET MAINTENANCE	797,625	984,154	1,092,926	1,129,529	2,224,012
0312	SNOW & ICE REMOVAL	216,628	264,745	217,680	246,365	258,828
<b>PUBLIC WORKS Total</b>		<b>1,546,739</b>	<b>1,741,995</b>	<b>1,746,202</b>	<b>1,829,721</b>	<b>2,898,068</b>
<b>PARKS AND RECREATION</b>						
0452	PARK & RECREATION	734,506	767,753	755,886	815,950	825,639
0455	COMMUNITY PROGRAMS	45,154	10,081	11,654	10,000	10,000
0461	ENVIRONMENTAL SERVICES	78,448	76,729	80,530	90,995	94,427
<b>PARKS AND RECREATION Total</b>		<b>858,108</b>	<b>854,563</b>	<b>848,069</b>	<b>916,945</b>	<b>930,066</b>
<b>MISCELLANEOUS/CONTINGENCY</b>						
0892	EXPENDITURE RESERVE	1,062,272	1,771,048	251,968	230,648	203,226
<b>MISCELLANEOUS/CONTINGENCY Total</b>		<b>1,062,272</b>	<b>1,771,048</b>	<b>251,968</b>	<b>230,648</b>	<b>203,226</b>
<b>TOTAL EXPENDITURES &amp; OTHER FINANCING</b>		<b>9,940,289</b>	<b>10,689,487</b>	<b>9,078,987</b>	<b>9,648,075</b>	<b>10,574,337</b>

City of Ramsey 2013 Requested General Fund Budget

	2009 Actual	2010 Actual	2011 Actual	2012 Adopted	2013 Requested	
<b>EXPENDITURE BY OBJECT RECAP ALL SUB-FUNCTIONS</b>						
	-2009 Actual-	-2010 Actual-	-2011 Actual-	-2012 Adopted-	-2013 Requested-	
<b>PERSONAL SERVICES</b>						
<b>WAGES AND SALARIES</b>						
6102	F.T. REGULAR-WAGES & SALARIES	4,532,256	4,360,499	4,050,449	4,103,959	3,872,367
6103	FULL TIME-REGULAR-OVERTIME	96,845	126,314	102,173	111,700	113,200
6104	PART TIME-WAGES & SALARIES	386,902	366,164	341,289	343,565	296,875
6105	TEMPORARY-WAGES & SALARIES	76,387	105,137	138,461	200,495	103,335
6107	OVERTIME-PART TIME	-	-	325	-	-
<b>WAGES AND SALARIES</b>		<b>5,092,391</b>	<b>4,958,114</b>	<b>4,632,698</b>	<b>4,759,719</b>	<b>4,385,777</b>
<b>OTHER GROSS EARNINGS</b>						
6108	SEVERANCE PAY	6,477	68,747	16,052	-	-
<b>OTHER GROSS EARNINGS</b>		<b>6,477</b>	<b>68,747</b>	<b>16,052</b>	<b>-</b>	<b>-</b>
<b>EMPLOYER CONTRIBUTIONS</b>						
6121	PERA CONTRIBUTIONS	451,895	456,570	443,872	453,154	429,131
6122	FICA/MEDICARE CONTRIBUTIONS	257,671	245,566	222,501	248,805	224,897
6123	ICMA RETIREMENT TRUST	2,000	2,000	2,000	2,000	2,000
6131	GROUP INSURANCE	522,254	545,626	587,827	637,024	652,842
6132	DISABILITY INSURANCE	1,179	1,284	1,284	1,300	1,300
6133	WORKERS COMP INSURANCE PREMIUM	121,258	114,925	103,922	130,370	130,997
<b>EMPLOYER CONTRIBUTIONS</b>		<b>1,356,258</b>	<b>1,365,971</b>	<b>1,361,406</b>	<b>1,472,653</b>	<b>1,441,167</b>
<b>PERSONAL SERVICES Total</b>		<b>6,455,126</b>	<b>6,392,832</b>	<b>6,010,156</b>	<b>6,232,372</b>	<b>5,826,944</b>
<b>SUPPLIES</b>						
<b>OFFICE SUPPLIES</b>						
6203	DUPLICATING SUPPLY & COPY PAPER	6,879	8,074	6,352	5,500	6,000
6204	STATIONERY, ENVELOPES & FORMS	6,466	5,309	5,199	6,800	5,350
6205	DRAFTING SUPPLIES	49	514	-	1,000	1,000
6206	FILM, MICROFILM, TAPES, DISKS	1,491	536	835	1,750	1,700
6207	TRAINING SUPPLIES	2,359	2,760	3,214	3,000	3,000
6208	MISCELLANEOUS OFFICE SUPPLIES	14,894	10,909	12,875	18,975	15,675
<b>OFFICE SUPPLIES</b>		<b>32,137</b>	<b>28,102</b>	<b>28,475</b>	<b>37,025</b>	<b>32,725</b>
<b>OPERATING SUPPLIES</b>						
6221	CLEANING SUPPLIES	2,329	1,928	1,798	3,200	2,700
6223	GASOLINE	90,493	102,934	136,356	138,300	132,500
6225	DIESEL FUEL	42,168	50,640	56,079	59,000	60,000
6227	LUBRICANTS & ADDITIVES	1,711	3,852	3,795	5,700	5,500
6229	SHOP MATERIALS	6,034	4,741	8,305	7,700	7,700
6231	UNIFORMS & TURN-OUT GEAR	58,811	44,640	62,889	51,800	48,000
6233	BATTERIES	3,870	1,002	1,713	3,500	2,800
6235	AMMUNITION	5,342	5,909	7,077	7,000	7,000
6237	CRIME SCENE KIT MATERIALS	691	789	1,000	2,000	1,000
6239	FIRST AID SUPPLIES	2,860	4,870	4,679	4,000	4,000
6241	COMMUNITY POLICING SUPPLIES	12,640	4,280	6,219	5,000	5,000
6247	HAPPY DAYS SUPPLIES	7,500	7,000	7,000	7,000	7,000
6249	MISCELLANEOUS OPERATING SUPPLY	110,053	104,783	122,190	108,900	110,650
<b>OPERATING SUPPLIES</b>		<b>344,503</b>	<b>337,368</b>	<b>419,099</b>	<b>403,100</b>	<b>393,850</b>
<b>REPAIR AND MAINTENANCE SUPPLIES</b>						
6251	BATTERIES	824	1,634	1,195	2,500	3,200
6253	BRAKES	2,432	1,027	2,812	2,500	2,500
6255	TIRES	7,732	7,979	9,449	10,500	11,000
6257	OTHER VEHICLE PARTS	68,982	57,503	80,381	67,800	69,000
6259	BUILDING MAINT/REPAIR SUPPLIES	4,060	6,120	4,896	6,250	9,700
6261	SAND & GRAVEL	4,906	1,980	3,110	4,000	4,000
6263	SALT	79,013	109,785	71,413	78,000	84,000
6265	ASPHALT	18,148	24,922	30,862	30,000	30,000
6266	SCBA-PARTS	-	4,357	3,529	4,500	4,500
6267	OTHER STREET MAINTENANCE SUPPL	2,724	2,608	5,155	4,800	5,000
6269	LANDSCAPE MATERIALS	16,460	17,577	20,147	20,500	20,500
6271	SIGN REPAIR MATERIALS	839	750	-	3,500	3,500
6275	OTHER EQUIPMENT PARTS	3,322	3,181	2,280	7,900	7,900
<b>REPAIR AND MAINTENANCE SUPPLIES</b>		<b>209,442</b>	<b>239,423</b>	<b>235,230</b>	<b>242,750</b>	<b>254,800</b>
<b>SMALL TOOLS AND MINOR EQUIPMENT</b>						
6281	SMALL TOOLS & MINOR EQUIPMENT	49,617	45,460	54,817	84,600	96,600
<b>SMALL TOOLS AND MINOR EQUIPMENT</b>		<b>49,617</b>	<b>45,460</b>	<b>54,817</b>	<b>84,600</b>	<b>96,600</b>

City of Ramsey 2013 Requested General Fund Budget

	2009 Actual	2010 Actual	2011 Actual	2012 Adopted	2013 Requested
<b>MERCHANDISE FOR RESALE</b>					
6291 CULVERTS, SIGNS, STREET SUPPLY	26	-	-	250	100
MERCHANDISE FOR RESALE	26	-	-	250	100
<b>SUPPLIES Total</b>	<b>635,725</b>	<b>650,353</b>	<b>737,620</b>	<b>767,725</b>	<b>778,075</b>
<b>OTHER SERVICES &amp; CHARGES</b>					
<b>PROFESSIONAL SERVICES</b>					
6302 AUDITING & ACCOUNTING SERVICES	30,615	32,535	30,085	33,600	33,600
6304 LEGAL FEES	103,651	126,355	115,864	120,000	125,000
6305 MEDICAL/PSYCHOLOGICAL FEES	3,161	10,204	9,293	10,250	6,000
6306 PERSONNEL TESTING & RECRUITMT	621	544	544	800	2,200
6315 MISCELLANEOUS PROFESSIONAL SER	138,753	119,666	238,171	259,731	302,700
PROFESSIONAL SERVICES	276,801	289,304	393,957	424,381	469,500
<b>COMMUNICATION</b>					
6321 TELEPHONE	28,556	25,965	23,801	25,530	26,150
6322 POSTAGE	15,969	14,471	14,019	21,513	14,775
6323 CELLULAR PHONES	29,717	29,840	30,856	32,350	32,750
6325 LONG DISTANCE CHARGES	78	-	-	180	200
COMMUNICATION	74,320	70,276	68,676	79,573	73,875
<b>EMPLOYEE REIMBURSEMENTS</b>					
6331 TRAVEL & LODGING	7,371	9,495	9,368	9,550	9,400
6334 MILEAGE REIMBURSEMENT	1,572	965	921	1,850	1,750
6335 TRAINING	55,359	52,993	65,632	70,500	70,500
EMPLOYEE REIMBURSEMENTS	64,302	63,453	75,921	81,900	81,650
<b>ADVERTISING AND PUBLISHING</b>					
6352 GENERAL NOTICE & PUBLIC INFOR	21,727	31,922	35,752	27,300	28,300
6353 ORDINANCE PUBLICATION	1,691	1,717	1,138	2,000	1,700
6354 HELP WANTED ADVERTISEMENTS	517	1,598	296	1,000	1,000
ADVERTISING AND PUBLISHING	23,935	35,237	37,185	30,300	31,000
<b>INSURANCE</b>					
6361 GENERAL LIABILITY/PROPERTY INS	110,572	108,747	110,521	122,275	126,875
INSURANCE	110,572	108,747	110,521	122,275	126,875
<b>UTILITIES</b>					
6371 ELECTRIC UTILITIES	135,905	146,874	134,741	150,800	148,400
6372 WATER/IRRIGATION	52,013	37,305	40,594	51,600	45,600
6373 GAS	55,700	47,665	45,277	62,050	67,150
6374 REFUSE/RECYCLING	10,167	10,223	8,354	10,900	10,900
UTILITIES	253,785	242,067	228,966	275,350	272,050
<b>REPAIRS AND MAINTENANCE - LABOR</b>					
6381 BUILDING & STRUCTURE REPAIR	15,138	13,960	17,912	15,000	23,000
6382 MACHINERY & EQUIPMENT REPAIR	10,101	7,891	6,190	16,700	25,500
6383 OFFICE EQUIPMENT REPAIR	65	-	-	700	700
6386 BRAKE REPAIR	-	-	-	1,000	1,000
6387 TIRE MOUNTING & BALANCING	465	399	60	500	500
6388 OTHER VEHICLE REPAIR	35,370	26,151	29,505	39,500	41,500
6389 TOWING SERVICES	-	-	(80)	5,000	3,500
REPAIRS AND MAINTENANCE - LABOR	61,139	48,401	53,587	78,400	95,700
<b>REPAIRS AND MAINTENANCE - CONTRACTS</b>					
6404 MACHINERY & EQUIPMENT	1,210	1,211	1,208	1,500	1,500
6405 OFFICE & DATA PROCESSING EQUIP	181,732	188,034	194,504	208,084	222,420
REPAIRS AND MAINTENANCE - CONTRACTS	182,942	189,245	195,712	209,584	223,920
<b>RENTALS</b>					
6413 OFFICE EQUIPMENT RENTAL	4,049	1,689	4,529	4,700	5,000
6415 OTHER EQUIPMENT RENTAL	37,409	30,126	36,134	37,580	49,100
6416 MACHINERY RENTAL	-	727	-	1,000	1,000
6417 UNIFORM RENTAL	5,476	5,567	4,083	7,750	8,050
RENTALS	46,935	38,109	44,746	51,030	63,150
<b>MISCELLANEOUS</b>					
6435 FINANCE CHARGES	20	-	-	-	-
6439 OTHER MISCELLANEOUS	1,676	-	-	-	-
MISCELLANEOUS	1,696	-	-	-	-
<b>DUES, SUBSCRIPTIONS, AND REGISTRATION FEES</b>					
6451 MEMBERSHIP DUES	53,517	46,284	45,282	45,640	48,125
6452 SUBSCRIPTIONS	1,252	1,644	1,112	1,350	1,650
DUES, SUBSCRIPTIONS, AND REGISTRATION FEES	54,769	47,928	46,394	46,990	49,775

City of Ramsey 2013 Requested General Fund Budget

	2009 Actual	2010 Actual	2011 Actual	2012 Adopted	2013 Requested
<b>BOOKS AND PAMPHLETS</b>					
6471 BOOKS & PAMPHLETS	1,493	487	342	3,050	2,600
<b>BOOKS AND PAMPHLETS</b>	<b>1,493</b>	<b>487</b>	<b>342</b>	<b>3,050</b>	<b>2,600</b>
<b>CONTRACTED SERVICES</b>					
6486 CONTRACTED COMMUNITY SCHOOL PR	33,775	-	-		
6488 STREET MAINTENANCE CONTRACT	251,923	326,247	475,709	494,500	1,500,000
6489 OTHER CONTRACTED SERVICES	170,797	183,067	206,327	197,280	217,400
<b>CONTRACTED SERVICES</b>	<b>456,495</b>	<b>509,314</b>	<b>682,036</b>	<b>691,780</b>	<b>1,717,400</b>
<b>OTHER SERVICES &amp; CHARGES Total</b>	<b>1,609,184</b>	<b>1,642,568</b>	<b>1,938,044</b>	<b>2,094,613</b>	<b>3,207,495</b>
<b>CAPITAL OUTLAY</b>					
<b>CAPITAL OUTLAY</b>					
6540 HEAVY MACHINERY	-	80,887	-	130,000	285,000
6550 MOTOR VEHICLES	103,422	89,628	126,678	158,405	102,000
6580 OTHER EQUIPMENT	32,427	14,473	-	27,847	169,000
6585 COMPUTER HARDWARE/SOFTWARE	16,681	25,098	5,900	24,000	25,000
<b>CAPITAL OUTLAY</b>	<b>152,529</b>	<b>210,086</b>	<b>132,578</b>	<b>340,252</b>	<b>581,000</b>
<b>CAPITAL OUTLAY Total</b>	<b>152,529</b>	<b>210,086</b>	<b>132,578</b>	<b>340,252</b>	<b>581,000</b>
<b>TRANSFERS OUT</b>					
<b>OPERATING TRANSFERS</b>					
6820 OPERATING TRANSFERS TO OTHER F	1,000,000	1,603,000	129,726		
<b>OPERATING TRANSFERS</b>	<b>1,000,000</b>	<b>1,603,000</b>	<b>129,726</b>		
<b>TRANSFERS OUT Total</b>	<b>1,000,000</b>	<b>1,603,000</b>	<b>129,726</b>		
<b>DEBT SERVICE</b>					
<b>DEBT SERVICE</b>					
6603 OTHER L.T. OBLIGATION PRINCIPA	37,724	190,648	130,863	213,113	180,823
6612 OTHER L/T OBLIGATION INTEREST	50,000	-	-		
<b>DEBT SERVICE</b>	<b>87,724</b>	<b>190,648</b>	<b>130,863</b>	<b>213,113</b>	<b>180,823</b>
<b>DEBT SERVICE Total</b>	<b>87,724</b>	<b>190,648</b>	<b>130,863</b>	<b>213,113</b>	<b>180,823</b>
<b>TOTAL EXPENDITURES &amp; OTHER FINANCING</b>	<b>9,940,289</b>	<b>10,689,487</b>	<b>9,078,987</b>	<b>9,648,075</b>	<b>10,574,337</b>

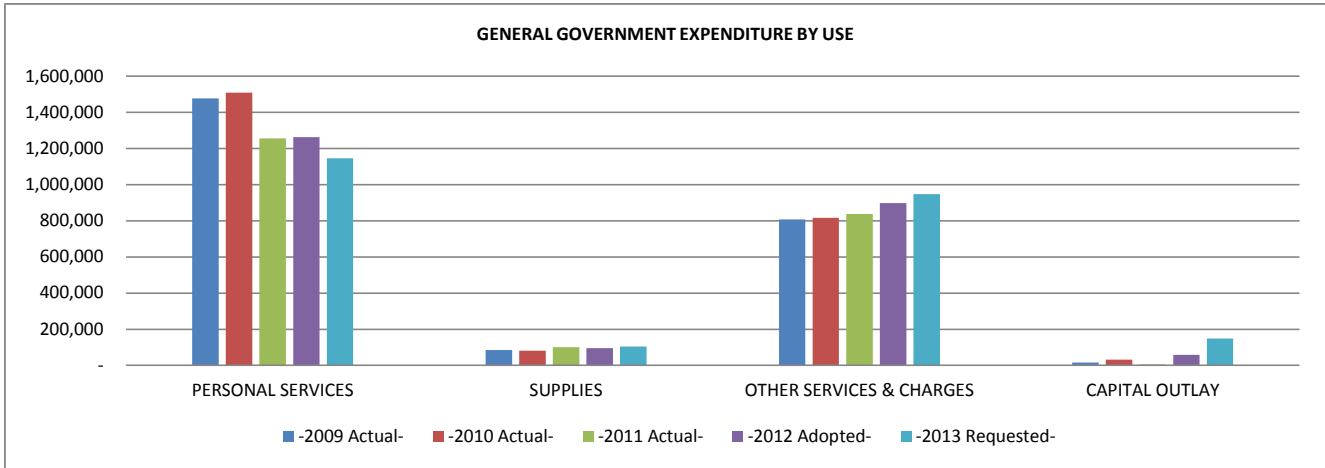
**THIS PAGE INTENTIONALLY LEFT BLANK**

City of Ramsey 2013 Requested General Fund Budget

GENERAL FUND 101 - GENERAL GOVERNMENT

2009 Actual	2010 Actual	2011 Actual	2012 Adopted	2013 Requested
<b>GENERAL GOVERNMENT</b>				<b>111-195</b>

EXPENDITURE BY OBJECT SUMMARY	-2009 Actual-	-2010 Actual-	-2011 Actual-	-2012 Adopted-	-2013 Requested-
PERSONAL SERVICES	1,477,693	1,510,143	1,255,794	1,263,115	1,146,426
SUPPLIES	85,090	81,211	100,765	95,225	105,025
OTHER SERVICES & CHARGES	808,117	816,124	837,479	897,612	947,730
CAPITAL OUTLAY	16,681	31,081	5,900	57,600	149,000
<b>TOTAL EXPENDITURE BY OBJECT</b>	<b>2,387,581</b>	<b>2,438,559</b>	<b>2,199,938</b>	<b>2,313,552</b>	<b>2,348,181</b>



City of Ramsey 2013 Requested General Fund Budget

GENERAL FUND 101 - GENERAL GOVERNMENT

2009 Actual	2010 Actual	2011 Actual	2012 Adopted	2013 Requested
<b>GENERAL GOVERNMENT</b>				<b>111-195</b>

LINE ITEM DETAIL BY COST CENTER OR SUB-FUNCTION

EXPENDITURE BY OBJECT RECAP ALL SUB-FUNCTIONS	-2009 Actual-	-2010 Actual-	-2011 Actual-	-2012 Adopted-	-2013 Requested-
<b>PERSONAL SERVICES</b>					
<b>WAGES AND SALARIES</b>					
6102 F.T. REGULAR-WAGES & SALARIES	1,032,279	1,005,334	813,634	786,615	800,854
6103 FULL TIME-REGULAR-OVERTIME	762	2,322	876	1,200	1,200
6104 PART TIME-WAGES & SALARIES	119,393	118,655	107,372	92,187	49,705
6105 TEMPORARY-WAGES & SALARIES	22,585	45,846	36,543	76,360	10,460
6107 OVERTIME-PART TIME	-	-	325	-	-
<b>TOTAL WAGES AND SALARIES</b>	<b>1,175,019</b>	<b>1,172,157</b>	<b>958,750</b>	<b>956,362</b>	<b>862,219</b>
<b>OTHER GROSS EARNINGS</b>					
6108 SEVERANCE PAY	155	20,904	10,027	-	-
<b>TOTAL OTHER GROSS EARNINGS</b>	<b>155</b>	<b>20,904</b>	<b>10,027</b>	<b>-</b>	<b>-</b>
<b>EMPLOYER CONTRIBUTIONS</b>					
6121 PERA CONTRIBUTIONS	73,923	76,753	64,188	60,829	59,240
6122 FICA/MEDICARE CONTRIBUTIONS	84,766	83,966	69,124	78,203	72,609
6123 ICMA RETIREMENT TRUST	2,000	2,000	2,000	2,000	2,000
6131 GROUP INSURANCE	131,054	144,555	143,432	152,769	139,998
6133 WORKERS COMP INSURANCE PREMIUM	10,777	9,808	8,274	12,952	10,360
<b>TOTAL EMPLOYER CONTRIBUTIONS</b>	<b>302,519</b>	<b>317,082</b>	<b>287,017</b>	<b>306,753</b>	<b>284,207</b>
<b>Total PERSONAL SERVICES</b>	<b>1,477,693</b>	<b>1,510,143</b>	<b>1,255,794</b>	<b>1,263,115</b>	<b>1,146,426</b>
<b>SUPPLIES</b>					
<b>OFFICE SUPPLIES</b>					
6203 DUPLICATING SUPPLY & COPY PAPER	6,879	8,074	6,352	5,500	6,000
6204 STATIONERY, ENVELOPES & FORMS	3,773	2,913	2,401	3,300	2,800
6206 FILM, MICROFILM, TAPES, DISKS	-	122	142	500	500
6208 MISCELLANEOUS OFFICE SUPPLIES	6,120	4,861	6,098	7,425	6,275
<b>TOTAL OFFICE SUPPLIES</b>	<b>16,771</b>	<b>15,970</b>	<b>14,992</b>	<b>16,725</b>	<b>15,575</b>
<b>OPERATING SUPPLIES</b>					
6221 CLEANING SUPPLIES	2,329	1,928	1,798	3,000	2,500
6223 GASOLINE	1,870	2,384	2,754	3,000	3,000
6225 DIESEL FUEL	614	246	484	1,500	2,000
6247 HAPPY DAYS SUPPLIES	7,500	7,000	7,000	7,000	7,000
6249 MISCELLANEOUS OPERATING SUPPLY	30,850	31,636	38,992	31,100	32,050
<b>TOTAL OPERATING SUPPLIES</b>	<b>43,163</b>	<b>43,194</b>	<b>51,027</b>	<b>45,600</b>	<b>46,550</b>
<b>REPAIR AND MAINTENANCE SUPPLIES</b>					
6257 OTHER VEHICLE PARTS	1,366	926	1,428	1,000	1,000
6259 BUILDING MAINT/REPAIR SUPPLIES	426	2,750	2,302	2,500	5,500
6275 OTHER EQUIPMENT PARTS	344	85	9	400	400
<b>TOTAL REPAIR AND MAINTENANCE SUPPLIES</b>	<b>2,136</b>	<b>3,761</b>	<b>3,740</b>	<b>3,900</b>	<b>6,900</b>
<b>SMALL TOOLS AND MINOR EQUIPMENT</b>					
6281 SMALL TOOLS & MINOR EQUIPMENT	23,020	18,286	31,007	29,000	36,000
<b>TOTAL SMALL TOOLS AND MINOR EQUIPMENT</b>	<b>23,020</b>	<b>18,286</b>	<b>31,007</b>	<b>29,000</b>	<b>36,000</b>
<b>Total SUPPLIES</b>	<b>85,090</b>	<b>81,211</b>	<b>100,765</b>	<b>95,225</b>	<b>105,025</b>
<b>OTHER SERVICES &amp; CHARGES</b>					
<b>PROFESSIONAL SERVICES</b>					
6302 AUDITING & ACCOUNTING SERVICES	27,455	29,285	26,835	30,000	30,000
6304 LEGAL FEES	103,651	126,355	115,864	120,000	125,000
6305 MEDICAL/PSYCHOLOGICAL FEES	234	5,404	3,488	10,000	6,000
6306 PERSONNEL TESTING & RECRUITMT	621	544	544	800	2,200
6315 MISCELLANEOUS PROFESSIONAL SER	83,268	38,876	61,158	70,805	80,500
<b>TOTAL PROFESSIONAL SERVICES</b>	<b>215,229</b>	<b>200,464</b>	<b>207,888</b>	<b>231,605</b>	<b>243,700</b>
<b>COMMUNICATION</b>					
6321 TELEPHONE	18,712	17,465	16,550	17,350	17,600
6322 POSTAGE	11,406	11,472	11,273	16,193	10,005
6323 CELLULAR PHONES	4,892	5,351	5,681	4,750	5,750
6325 LONG DISTANCE CHARGES	51	-	-	180	200
<b>TOTAL COMMUNICATION</b>	<b>35,061</b>	<b>34,288</b>	<b>33,503</b>	<b>38,473</b>	<b>33,555</b>

City of Ramsey 2013 Requested General Fund Budget

GENERAL FUND 101 - GENERAL GOVERNMENT		2009 Actual	2010 Actual	2011 Actual	2012 Adopted	2013 Requested
<b>EMPLOYEE REIMBURSEMENTS</b>						
6331	TRAVEL & LODGING	4,955	5,384	4,391	4,400	4,200
6334	MILEAGE REIMBURSEMENT	356	446	213	700	550
6335	TRAINING	14,342	7,855	15,885	20,000	18,500
TOTAL EMPLOYEE REIMBURSEMENTS		19,653	13,685	20,488	25,100	23,250
<b>ADVERTISING AND PUBLISHING</b>						
6352	GENERAL NOTICE & PUBLIC INFOR	21,727	31,922	35,752	27,100	28,100
6353	ORDINANCE PUBLICATION	1,691	1,717	1,138	2,000	1,700
6354	HELP WANTED ADVERTISEMENTS	517	1,598	296	1,000	1,000
TOTAL ADVERTISING AND PUBLISHING		23,935	35,237	37,185	30,100	30,800
<b>INSURANCE</b>						
6361	GENERAL LIABILITY/PROPERTY INS	31,807	29,674	28,825	33,975	33,875
TOTAL INSURANCE		31,807	29,674	28,825	33,975	33,875
<b>UTILITIES</b>						
6371	ELECTRIC UTILITIES	82,185	91,868	85,527	91,700	95,000
6372	WATER/IRRIGATION	4,002	3,632	8,464	5,000	5,000
6373	GAS	33,823	29,323	26,355	35,000	40,000
6374	REFUSE/RECYCLING	5,788	5,713	4,049	6,000	6,000
TOTAL UTILITIES		125,799	130,536	124,394	137,700	146,000
<b>REPAIRS AND MAINTENANCE - LABOR</b>						
6381	BUILDING & STRUCTURE REPAIR	1,771	347	814	2,000	10,000
6382	MACHINERY & EQUIPMENT REPAIR	1,443	865	2,379	2,000	10,000
6388	OTHER VEHICLE REPAIR	71	-	60	500	500
TOTAL REPAIRS AND MAINTENANCE - LABOR		3,284	1,212	3,253	4,500	20,500
<b>REPAIRS AND MAINTENANCE - CONTRACTS</b>						
6405	OFFICE & DATA PROCESSING EQUIP	178,231	185,476	190,341	201,294	212,200
TOTAL REPAIRS AND MAINTENANCE - CONTRACTS		178,231	185,476	190,341	201,294	212,200
<b>RENTALS</b>						
6415	OTHER EQUIPMENT RENTAL	512	643	771	1,000	1,000
6417	UNIFORM RENTAL	-	107	28	750	750
TOTAL RENTALS		512	750	799	1,750	1,750
<b>MISCELLANEOUS</b>						
6435	FINANCE CHARGES	20	-	-	-	-
TOTAL MISCELLANEOUS		20	-	-	-	-
<b>DUES, SUBSCRIPTIONS, AND REGISTRATION FEES</b>						
6451	MEMBERSHIP DUES	47,829	39,549	39,610	39,385	40,950
6452	SUBSCRIPTIONS	1,172	834	1,059	1,100	1,400
TOTAL DUES, SUBSCRIPTIONS, AND REGISTRATION FEES		49,001	40,383	40,669	40,485	42,350
<b>BOOKS AND PAMPHLETS</b>						
6471	BOOKS & PAMPHLETS	348	341	-	350	350
TOTAL BOOKS AND PAMPHLETS		348	341	-	350	350
<b>CONTRACTED SERVICES</b>						
6489	OTHER CONTRACTED SERVICES	125,236	144,078	150,133	152,280	159,400
TOTAL CONTRACTED SERVICES		125,236	144,078	150,133	152,280	159,400
<b>Total OTHER SERVICES &amp; CHARGES</b>		<b>808,117</b>	<b>816,124</b>	<b>837,479</b>	<b>897,612</b>	<b>947,730</b>
<b>CAPITAL OUTLAY</b>						
<b>CAPITAL OUTLAY</b>						
6550	MOTOR VEHICLES	-	-	-	27,600	-
6580	OTHER EQUIPMENT	-	5,983	-	6,000	124,000
6585	COMPUTER HARDWARE/SOFTWARE	16,681	25,098	5,900	24,000	25,000
TOTAL CAPITAL OUTLAY		16,681	31,081	5,900	57,600	149,000
<b>Total CAPITAL OUTLAY</b>		<b>16,681</b>	<b>31,081</b>	<b>5,900</b>	<b>57,600</b>	<b>149,000</b>
<b>TOTAL EXPENDITURES &amp; OTHER FINANCING</b>		<b>2,387,581</b>	<b>2,438,559</b>	<b>2,199,938</b>	<b>2,313,552</b>	<b>2,348,181</b>

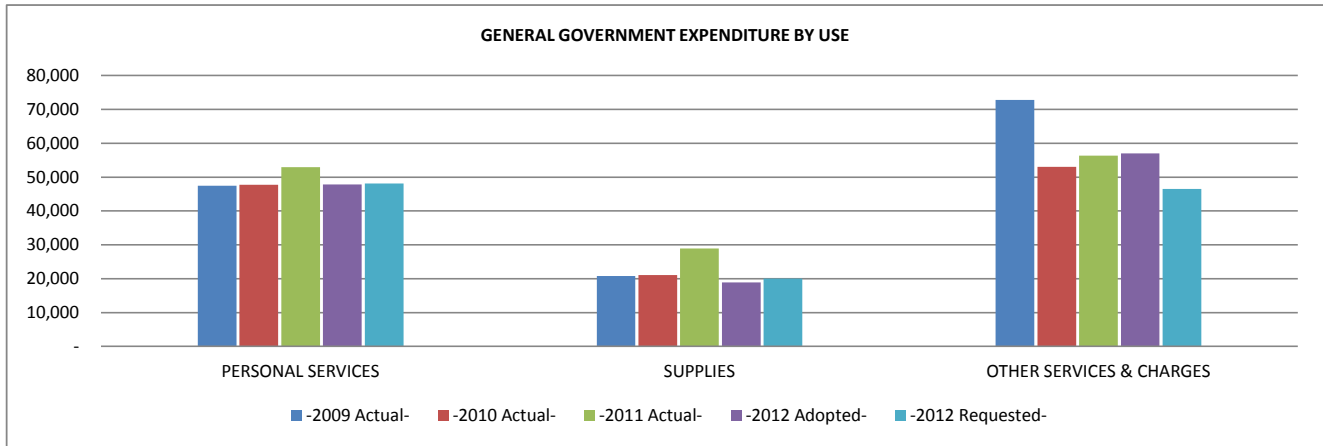
**THIS PAGE INTENTIONALLY LEFT BLANK**

City of Ramsey 2013 Requested General Fund Budget

**GENERAL FUND 101 - GENERAL GOVERNMENT**  
 LINE ITEM DETAIL BY COST CENTER OR SUB-FUNCTION

**MAYOR AND COUNCIL 111**

<b>EXPENDITURE BY OBJECT SUMMARY</b>	<b>-2009 Actual-</b>	<b>-2010 Actual-</b>	<b>-2011 Actual-</b>	<b>-2012 Adopted-</b>	<b>-2012 Requested-</b>
PERSONAL SERVICES	47,472	47,745	52,924	47,866	48,166
SUPPLIES	20,765	21,122	28,921	18,900	20,000
OTHER SERVICES & CHARGES	72,844	53,061	56,339	57,040	46,500
<b>TOTAL EXPENDITURE BY OBJECT</b>	<b>141,081</b>	<b>121,928</b>	<b>138,184</b>	<b>123,806</b>	<b>114,666</b>



City of Ramsey 2013 Requested General Fund Budget

GENERAL FUND 101 - GENERAL GOVERNMENT

LINE ITEM DETAIL BY COST CENTER OR SUB-FUNCTION

MAYOR AND COUNCIL

111

EXPENDITURE BY OBJECT RECAP ALL SUB-FUNCTIONS	-2009 Actual-	-2010 Actual-	-2011 Actual-	-2012 Adopted-	-2013 Requested-
<b>PERSONAL SERVICES</b>					
<b>WAGES AND SALARIES</b>					
6104 PART TIME-WAGES & SALARIES	44,000	44,000	48,550	44,000	44,000
TOTAL WAGES AND SALARIES	44,000	44,000	48,550	44,000	44,000
<b>EMPLOYER CONTRIBUTIONS</b>					
6121 PERA CONTRIBUTIONS	50	300	600	300	600
6122 FICA/MEDICARE CONTRIBUTIONS	3,366	3,366	3,691	3,366	3,366
6133 WORKERS COMP INSURANCE PREMIUM	56	79	83	200	200
TOTAL EMPLOYER CONTRIBUTIONS	3,472	3,745	4,374	3,866	4,166
<b>Total PERSONAL SERVICES</b>	<b>47,472</b>	<b>47,745</b>	<b>52,924</b>	<b>47,866</b>	<b>48,166</b>
<b>SUPPLIES</b>					
<b>OPERATING SUPPLIES</b>					
6247 HAPPY DAYS SUPPLIES	7,500	7,000	7,000	7,000	7,000
6249 MISCELLANEOUS OPERATING SUPPLY	13,265	14,122	21,921	11,900	13,000
TOTAL OPERATING SUPPLIES	20,765	21,122	28,921	18,900	20,000
<b>Total SUPPLIES</b>	<b>20,765</b>	<b>21,122</b>	<b>28,921</b>	<b>18,900</b>	<b>20,000</b>
<b>OTHER SERVICES &amp; CHARGES</b>					
<b>PROFESSIONAL SERVICES</b>					
6315 MISCELLANEOUS PROFESSIONAL SER	18,648	11,689	13,231	11,300	-
TOTAL PROFESSIONAL SERVICES	18,648	11,689	13,231	11,300	-
<b>COMMUNICATION</b>					
6322 POSTAGE	38	-	100	100	100
TOTAL COMMUNICATION	38	-	100	100	100
<b>EMPLOYEE REIMBURSEMENTS</b>					
6331 TRAVEL & LODGING	1,087	744	517	1,500	800
6335 TRAINING	3,894	675	1,532	1,500	2,500
TOTAL EMPLOYEE REIMBURSEMENTS	4,981	1,419	2,049	3,000	3,300
<b>INSURANCE</b>					
6361 GENERAL LIABILITY/PROPERTY INS	6,683	6,059	6,918	6,600	7,200
TOTAL INSURANCE	6,683	6,059	6,918	6,600	7,200
<b>DUES, SUBSCRIPTIONS, AND REGISTRATION FEES</b>					
6451 MEMBERSHIP DUES	42,162	33,894	34,042	35,540	35,900
TOTAL DUES, SUBSCRIPTIONS, AND REGISTRATION FEES	42,162	33,894	34,042	35,540	35,900
<b>CONTRACTED SERVICES</b>					
6489 OTHER CONTRACTED SERVICES	332	-	-	500	-
TOTAL CONTRACTED SERVICES	332	-	-	500	-
<b>Total OTHER SERVICES &amp; CHARGES</b>	<b>72,844</b>	<b>53,061</b>	<b>56,339</b>	<b>57,040</b>	<b>46,500</b>
<b>TOTAL EXPENDITURES &amp; OTHER FINANCING</b>	<b>141,081</b>	<b>121,928</b>	<b>138,184</b>	<b>123,806</b>	<b>114,666</b>

City of Ramsey 2013 Requested General Fund Budget

**GENERAL FUND 101 - GENERAL GOVERNMENT**

LINE ITEM DETAIL BY COST CENTER OR SUB-FUNCTION

**MAYOR AND COUNCIL 111**

	2009 Actual	2010 Actual	2011 Actual	2012 Adopted	2013 Requested
<b>PERSONNEL COMPLEMENT</b>					
Mayor	1.00	1.00	1.00	1.00	1.00
Council	6.00	6.00	6.00	6.00	6.00
Mayor and Council Total	7.00	7.00	7.00	7.00	7.00
<b>6249 Miscellaneous Operating Supplies</b>					
Commissioner Appreciation Dinner	1,500	1,500	1,500	1,500	1,500
Mayor's Prayer Breakfast	165	300	270	300	300
Employee Appreciation Event	784	1,000	1,000	1,000	1,000
City Celebration	-	-	-	-	-
Meals for Council Work sessions	9,674	9,722	8,010	5,000	6,100
Anoka Area Chamber of Commerce	-	600	600	600	600
Holiday Party	-	-	6,020	1,000	1,000
Golf	-	-	1,770	-	-
Sister City Expenses	-	-	-	-	-
Miscellaneous	1,142	1,000	2,751	2,500	2,500
	13,265	14,122	21,921	11,900	13,000
<b>6451 Dues</b>					
Anoka County Mediation Services	2,426	-	-	-	-
North Metro Mayors Association	13,440	10,712	10,712	10,400	10,800
North Metro Chamber	295	305	305	250	250
North Metro Hwy 10 Corridor	-	-	-	1,000	1,000
Anoka Area Chamber of Commerce	250	400	400	600	600
Transportation Alliance	-	-	-	-	-
Youth First (\$500 Lawful Gambling Funded)	-	7,000	7,000	7,000	7,000
AMM	7,108	-	-	-	-
League of Minnesota Cities	15,070	15,477	15,605	15,500	15,660
Anoka County Hwy Dept	3,553	-	-	-	-
Misc	20	-	20	790	590
	42,162	33,894	34,042	35,540	35,900

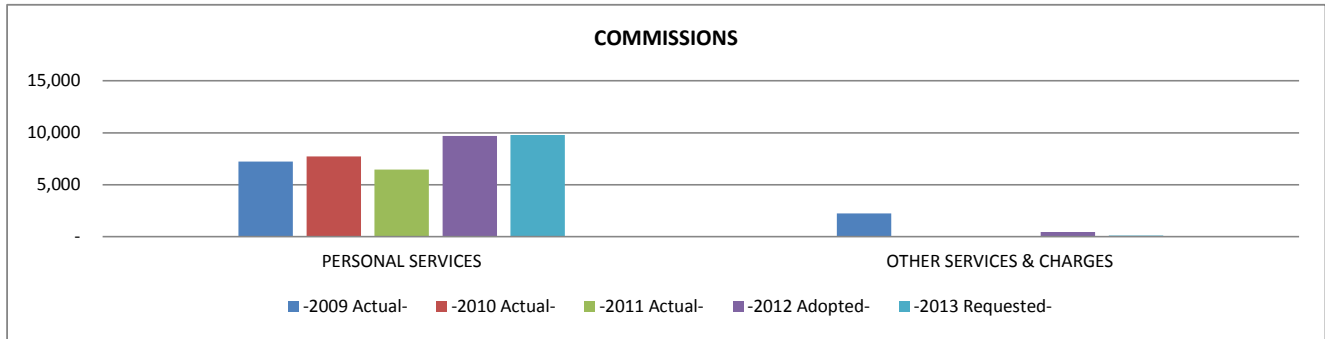
**THIS PAGE INTENTIONALLY LEFT BLANK**

City of Ramsey 2013 Requested General Fund Budget

GENERAL FUND 101 - GENERAL GOVERNMENT  
 LINE ITEM DETAIL BY COST CENTER OR SUB-FUNCTION

**COMMISSIONS** **114**

EXPENDITURE BY OBJECT SUMMARY	-2009 Actual-	-2010 Actual-	-2011 Actual-	-2012 Adopted-	-2013 Requested-
PERSONAL SERVICES	7,221	7,731	6,479	9,695	9,782
OTHER SERVICES & CHARGES	2,238	60	46	450	125
<b>TOTAL EXPENDITURE BY OBJECT</b>	<b>9,459</b>	<b>7,791</b>	<b>6,525</b>	<b>10,145</b>	<b>9,907</b>



City of Ramsey 2013 Requested General Fund Budget

GENERAL FUND 101 - GENERAL GOVERNMENT  
LINE ITEM DETAIL BY COST CENTER OR SUB-FUNCTION

**COMMISSIONS** **114**

EXPENDITURE BY OBJECT RECAP ALL SUB-FUNCTIONS	-2009 Actual-	-2010 Actual-	-2011 Actual-	-2012 Adopted-	-2013 Requested-
<b>PERSONAL SERVICES</b>					
<b>WAGES AND SALARIES</b>					
6105 TEMPORARY-WAGES & SALARIES	6,730	7,185	6,013	8,960	8,960
<b>TOTAL WAGES AND SALARIES</b>	<b>6,730</b>	<b>7,185</b>	<b>6,013</b>	<b>8,960</b>	<b>8,960</b>
<b>EMPLOYER CONTRIBUTIONS</b>					
6121 PERA CONTRIBUTIONS	-	-	-	-	87
6122 FICA/MEDICARE CONTRIBUTIONS	456	505	433	685	685
6133 WORKERS COMP INSURANCE PREMIUM	35	41	34	50	50
<b>TOTAL EMPLOYER CONTRIBUTIONS</b>	<b>491</b>	<b>546</b>	<b>467</b>	<b>735</b>	<b>822</b>
<b>Total PERSONAL SERVICES</b>	<b>7,221</b>	<b>7,731</b>	<b>6,479</b>	<b>9,695</b>	<b>9,782</b>
<b>SUPPLIES</b>					
<b>OPERATING SUPPLIES</b>					
6249 MISCELLANEOUS OPERATING SUPPLY	-	-	56	-	-
<b>TOTAL OPERATING SUPPLIES</b>	<b>-</b>	<b>-</b>	<b>56</b>	<b>-</b>	<b>-</b>
<b>Total SUPPLIES</b>	<b>-</b>	<b>-</b>	<b>56</b>	<b>-</b>	<b>-</b>
<b>OTHER SERVICES &amp; CHARGES</b>					
<b>PROFESSIONAL SERVICES</b>					
6315 MISCELLANEOUS PROFESSIONAL SER	2,103	-	-	-	-
<b>TOTAL PROFESSIONAL SERVICES</b>	<b>2,103</b>	<b>-</b>	<b>-</b>	<b>-</b>	<b>-</b>
<b>COMMUNICATION</b>					
6322 POSTAGE	61	5	2	100	75
<b>TOTAL COMMUNICATION</b>	<b>61</b>	<b>5</b>	<b>2</b>	<b>100</b>	<b>75</b>
<b>EMPLOYEE REIMBURSEMENTS</b>					
6335 TRAINING	-	-	-	250	-
<b>TOTAL EMPLOYEE REIMBURSEMENTS</b>	<b>-</b>	<b>-</b>	<b>-</b>	<b>250</b>	<b>-</b>
<b>INSURANCE</b>					
6361 GENERAL LIABILITY/PROPERTY INS	74	55	44	100	50
<b>TOTAL INSURANCE</b>	<b>74</b>	<b>55</b>	<b>44</b>	<b>100</b>	<b>50</b>
<b>Total OTHER SERVICES &amp; CHARGES</b>	<b>2,238</b>	<b>60</b>	<b>46</b>	<b>450</b>	<b>125</b>
<b>TOTAL EXPENDITURES &amp; OTHER FINANCING</b>	<b>9,459</b>	<b>7,791</b>	<b>6,582</b>	<b>10,145</b>	<b>9,907</b>

PERSONNEL COMPLEMENT	2009 Actual	2010 Actual	2011 Actual	2012 Adopted	2013 Requested
Charter Commission Members	9.00	9.00	9.00	9.00	9.00
Planning Commission Members	7.00	7.00	7.00	7.00	7.00
Commission Total	16.00	16.00	16.00	16.00	16.00

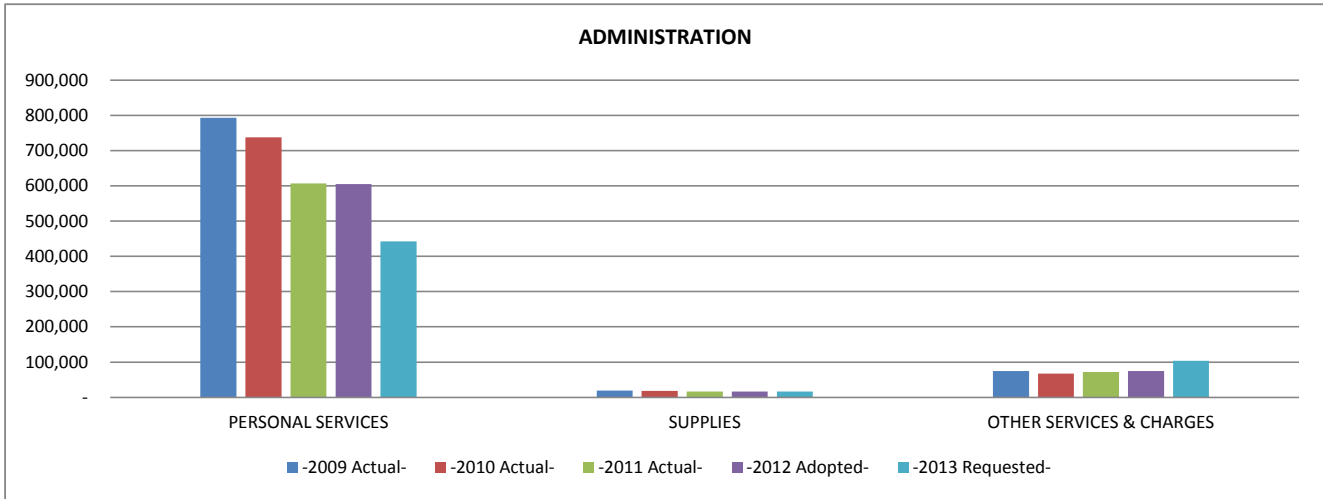
City of Ramsey 2013 Requested General Fund Budget

GENERAL FUND 101 - GENERAL GOVERNMENT  
 LINE ITEM DETAIL BY COST CENTER OR SUB-FUNCTION

**ADMINISTRATION 130**

**2009 Actual 2010 Actual 2011 Actual 2012 Adopted 2013 Requested**

<b>EXPENDITURE BY OBJECT SUMMARY</b>	<b>-2009 Actual-</b>	<b>-2010 Actual-</b>	<b>-2011 Actual-</b>	<b>-2012 Adopted-</b>	<b>-2013 Requested-</b>
PERSONAL SERVICES	793,851	737,690	606,911	605,042	442,539
SUPPLIES	18,966	18,330	16,129	16,000	16,250
OTHER SERVICES & CHARGES	74,632	67,369	71,700	74,350	103,950
<b>TOTAL EXPENDITURE BY OBJECT</b>	<b>887,449</b>	<b>823,389</b>	<b>694,739</b>	<b>695,392</b>	<b>562,739</b>



City of Ramsey 2013 Requested General Fund Budget

GENERAL FUND 101 - GENERAL GOVERNMENT  
LINE ITEM DETAIL BY COST CENTER OR SUB-FUNCTION

ADMINISTRATION 130

2009 Actual 2010 Actual 2011 Actual 2012 Adopted 2013 Requested

EXPENDITURE BY OBJECT RECAP ALL SUB-FUNCTIONS	-2009 Actual-	-2010 Actual-	-2011 Actual-	-2012 Adopted-	-2013 Requested-
<b>PERSONAL SERVICES</b>					
<b>WAGES AND SALARIES</b>					
6102 F.T. REGULAR-WAGES & SALARIES	605,152	531,629	415,465	395,971	336,469
6103 FULL TIME-REGULAR-OVERTIME	-	627	193	-	-
6104 PART TIME-WAGES & SALARIES	23,963	24,564	26,728	21,913	-
6105 TEMPORARY-WAGES & SALARIES	12,309	14,315	29,030	42,400	-
6107 OVERTIME-PART TIME	-	-	90	-	-
<b>TOTAL WAGES AND SALARIES</b>	<b>641,424</b>	<b>571,135</b>	<b>471,507</b>	<b>460,284</b>	<b>336,469</b>
<b>OTHER GROSS EARNINGS</b>					
6108 SEVERANCE PAY	-	11,676	-	-	-
<b>TOTAL OTHER GROSS EARNINGS</b>	<b>-</b>	<b>11,676</b>	<b>-</b>	<b>-</b>	<b>-</b>
<b>EMPLOYER CONTRIBUTIONS</b>					
6121 PERA CONTRIBUTIONS	41,850	39,422	31,946	30,215	24,394
6122 FICA/MEDICARE CONTRIBUTIONS	45,301	40,825	32,774	39,442	29,972
6123 ICMA RETIREMENT TRUST	2,000	2,000	2,000	2,000	2,000
6131 GROUP INSURANCE	59,453	69,279	66,044	68,361	47,010
6133 WORKERS COMP INSURANCE PREMIUM	3,822	3,353	2,640	4,740	2,694
<b>TOTAL EMPLOYER CONTRIBUTIONS</b>	<b>152,427</b>	<b>154,879</b>	<b>135,404</b>	<b>144,758</b>	<b>106,070</b>
<b>Total PERSONAL SERVICES</b>	<b>793,851</b>	<b>737,690</b>	<b>606,911</b>	<b>605,042</b>	<b>442,539</b>
<b>SUPPLIES</b>					
<b>OFFICE SUPPLIES</b>					
6203 DUPLICATING SUPPLY & COPY PAPE	6,879	8,074	6,352	5,500	6,000
6204 STATIONERY, ENVELOPES & FORMS	3,325	2,103	1,648	2,500	2,000
6208 MISCELLANEOUS OFFICE SUPPLIES	4,674	4,222	4,966	6,000	5,250
<b>TOTAL OFFICE SUPPLIES</b>	<b>14,877</b>	<b>14,399</b>	<b>12,965</b>	<b>14,000</b>	<b>13,250</b>
<b>OPERATING SUPPLIES</b>					
6249 MISCELLANEOUS OPERATING SUPPLY	4,089	3,931	3,164	2,000	3,000
<b>TOTAL OPERATING SUPPLIES</b>	<b>4,089</b>	<b>3,931</b>	<b>3,164</b>	<b>2,000</b>	<b>3,000</b>
<b>Total SUPPLIES</b>	<b>18,966</b>	<b>18,330</b>	<b>16,129</b>	<b>16,000</b>	<b>16,250</b>
<b>OTHER SERVICES &amp; CHARGES</b>					
<b>PROFESSIONAL SERVICES</b>					
6305 MEDICAL/PSYCHOLOGICAL FEES	234	5,404	3,488	10,000	6,000
6306 PERSONNEL TESTING & RECRUITMT	621	544	544	800	2,200
6315 MISCELLANEOUS PROFESSIONAL SER	28,197	19,189	23,984	21,505	50,500
<b>TOTAL PROFESSIONAL SERVICES</b>	<b>29,052</b>	<b>25,137</b>	<b>28,016</b>	<b>32,305</b>	<b>58,700</b>
<b>COMMUNICATION</b>					
6321 TELEPHONE	2,912	2,910	2,576	3,000	3,000
6322 POSTAGE	890	815	618	1,000	1,000
6323 CELLULAR PHONES	2,449	2,988	3,422	2,400	3,400
6325 LONG DISTANCE CHARGES	25	-	-	100	100
<b>TOTAL COMMUNICATION</b>	<b>6,277</b>	<b>6,713</b>	<b>6,615</b>	<b>6,500</b>	<b>7,500</b>
<b>EMPLOYEE REIMBURSEMENTS</b>					
6331 TRAVEL & LODGING	3,839	3,839	3,681	2,000	2,500
6334 MILEAGE REIMBURSEMENT	356	346	206	500	350
6335 TRAINING	5,629	6,076	9,334	9,000	9,000
<b>TOTAL EMPLOYEE REIMBURSEMENTS</b>	<b>9,824</b>	<b>10,261</b>	<b>13,221</b>	<b>11,500</b>	<b>11,850</b>
<b>ADVERTISING AND PUBLISHING</b>					
6352 GENERAL NOTICE & PUBLIC INFOR	346	1,398	1,724	800	1,500
6353 ORDINANCE PUBLICATION	1,691	1,717	1,138	2,000	1,700
6354 HELP WANTED ADVERTISEMENTS	517	1,598	296	1,000	1,000
<b>TOTAL ADVERTISING AND PUBLISHING</b>	<b>2,553</b>	<b>4,713</b>	<b>3,157</b>	<b>3,800</b>	<b>4,200</b>
<b>INSURANCE</b>					
6361 GENERAL LIABILITY/PROPERTY INS	6,898	5,551	4,541	6,500	6,000
<b>TOTAL INSURANCE</b>	<b>6,898</b>	<b>5,551</b>	<b>4,541</b>	<b>6,500</b>	<b>6,000</b>

City of Ramsey 2013 Requested General Fund Budget

GENERAL FUND 101 - GENERAL GOVERNMENT  
LINE ITEM DETAIL BY COST CENTER OR SUB-FUNCTION

<b>ADMINISTRATION</b>						<b>130</b>
	<b>2009 Actual</b>	<b>2010 Actual</b>	<b>2011 Actual</b>	<b>2012 Adopted</b>	<b>2013 Requested</b>	
<b>REPAIRS AND MAINTENANCE - CONTRACTS</b>						
6405 OFFICE & DATA PROCESSING EQUIP	15,604	10,206	11,683	11,000	12,000	
<b>TOTAL REPAIRS AND MAINTENANCE - CONTRACTS</b>	<b>15,604</b>	<b>10,206</b>	<b>11,683</b>	<b>11,000</b>	<b>12,000</b>	
<b>DUES, SUBSCRIPTIONS, AND REGISTRATION FEES</b>						
6451 MEMBERSHIP DUES	3,759	4,122	3,870	2,145	2,900	
6452 SUBSCRIPTIONS	665	666	596	600	800	
<b>TOTAL DUES, SUBSCRIPTIONS, AND REGISTRATION FEES</b>	<b>4,424</b>	<b>4,788</b>	<b>4,467</b>	<b>2,745</b>	<b>3,700</b>	
<b>Total OTHER SERVICES &amp; CHARGES</b>	<b>74,632</b>	<b>67,369</b>	<b>71,700</b>	<b>74,350</b>	<b>103,950</b>	
<b>TOTAL EXPENDITURES &amp; OTHER FINANCING</b>	<b>887,449</b>	<b>823,389</b>	<b>694,739</b>	<b>695,392</b>	<b>562,739</b>	

**PERSONNEL COMPLEMENT**

City Administrator	1.00	1.00	1.00	1.00	1.00
Deputy City Administrator/Comm Dev Dir	1.00	1.00	1.00	1.00	-
Human Resources Manager	1.00	1.00	-	-	-
Personnel Technician	1.00	1.00	1.00	1.00	1.00
Records Retention Clerk	1.00	1.00	1.00	1.00	-
City Clerk	1.00	1.00	1.00	1.00	1.00
Secretary	0.60	0.60	0.60	0.60	-
Administrative Clerks	-	-	-	-	1.20
Mgmt/IT Intern	0.25	0.25	0.50	1.50	-
Management Analyst	-	-	-	-	1.00
Receptionist	1.00	1.00	1.00	1.00	-
Administration Total	<b>7.85</b>	<b>7.85</b>	<b>7.10</b>	<b>8.10</b>	<b>5.20</b>

**6249 Miscellaneous Operating Supplies**

Employee Recognition	-	1,593	1,660	1,000	2,000
Flowers for illnesses, expenses for staff workshops, thank-you cards, and other miscellaneous operating supplies.	-	2,338	1,504	1,000	1,000
	<b>4,089</b>	<b>3,931</b>	<b>3,164</b>	<b>2,000</b>	<b>3,000</b>

**6315 Miscellaneous Professional Services**

Insurance Agent of Record Annual Fee	5,150	5,305	5,800	6,000	6,200
Flex Spending(admin & deposit)	1,738	808	1,013	3,000	1,500
Employee Assistance Program	1,650	1,650	2,490	1,750	2,500
City Code Codification	9,015	5,950	7,217	10,450	10,450
Miscellaneous department charges	10,644	5,476	840	305	6,850
Employment Law Attorney	-	-	4,719	-	-
City Admin Search	-	-	1,905	-	-
Minute Taking	-	-	-	-	23,000
	<b>28,197</b>	<b>19,189</b>	<b>23,984</b>	<b>21,505</b>	<b>50,500</b>

**6335 Training**

League of Minnesota Cities Annual/monthly Conference	629	-	820	900	900
MCMA Conference	-	-	-	750	750
Wellness Fair	-	-	-	1,200	1,200
Don Salverda & Assoc	-	-	780	-	-
Employment Law Seminar	-	-	-	500	500
ICMA Annual Conference	-	-	1,609	1,500	1,500
Metropolitan Area Management Assoc (MAMA)	-	-	165	150	150
National Clerks Conference	-	-	-	2,000	2,000
Miscellaneous Training	5,000	6,076	5,960	2,000	2,000
	<b>5,629</b>	<b>6,076</b>	<b>9,334</b>	<b>9,000</b>	<b>9,000</b>

City of Ramsey 2013 Requested General Fund Budget

**GENERAL FUND 101 - GENERAL GOVERNMENT**  
 LINE ITEM DETAIL BY COST CENTER OR SUB-FUNCTION

**ADMINISTRATION 130**

**2009 Actual 2010 Actual 2011 Actual 2012 Adopted 2013 Requested**

**6405 Office/Data Processing Equipment-Contract**

Postage Meter	1,416	1,236	1,236	1,300	1,300
Copy Machines (3)	13,896	8,563	10,097	9,300	9,300
Shredder	292	407	350	400	400
Misc.	-	-	-	-	1,000
	<u>15,604</u>	<u>10,206</u>	<u>11,683</u>	<u>11,000</u>	<u>12,000</u>

**6451 Dues**

IPMA - National	145	-	-	145	145
ICMA	791	-	1,840	1,200	1,000
MCCMA	98	-	381	200	-
MAMA	45	-	225	100	-
Miscellaneous	-	-	-	-	1,155
HR organizations-misc	-	-	330	500	-
Rotary	2,680	4,122	1,094	-	600
	<u>3,759</u>	<u>4,122</u>	<u>3,870</u>	<u>2,145</u>	<u>2,900</u>

**6452 Subscriptions**

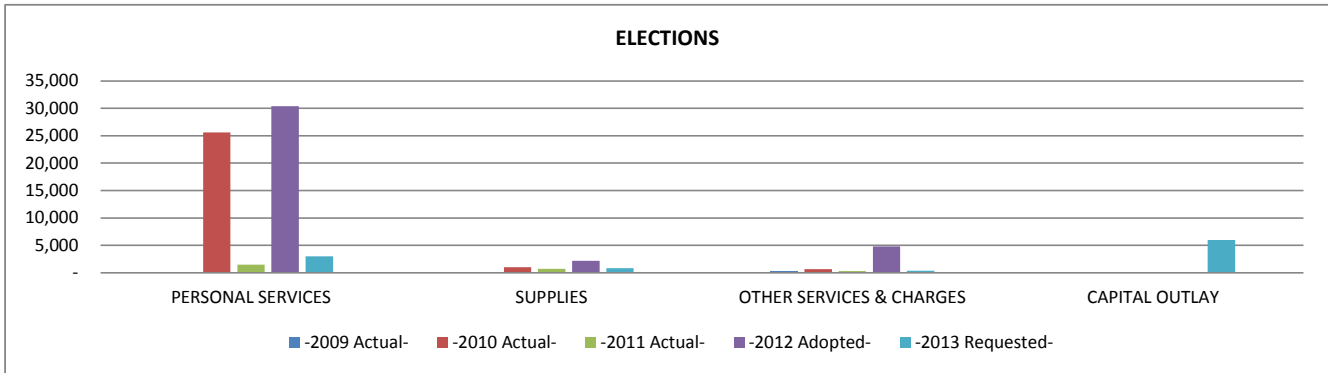
Star Tribune Newspaper	61	223	446	100	450
Miscellaneous Subscriptions	604	443	150	500	350
	<u>665</u>	<u>666</u>	<u>596</u>	<u>600</u>	<u>800</u>

City of Ramsey 2013 Requested General Fund Budget

GENERAL FUND 101 - GENERAL GOVERNMENT  
 LINE ITEM DETAIL BY COST CENTER OR SUB-FUNCTION

**ELECTIONS** **141**

EXPENDITURE BY OBJECT SUMMARY	-2009 Actual-	-2010 Actual-	-2011 Actual-	-2012 Adopted-	-2013 Requested-
PERSONAL SERVICES	-	25,624	1,509	30,364	3,039
SUPPLIES	-	1,049	719	2,225	825
OTHER SERVICES & CHARGES	237	657	337	4,843	405
CAPITAL OUTLAY	-	-	-	-	6,000
<b>TOTAL EXPENDITURE BY OBJECT</b>	<b>237</b>	<b>27,330</b>	<b>2,565</b>	<b>37,432</b>	<b>10,269</b>



City of Ramsey 2013 Requested General Fund Budget

GENERAL FUND 101 - GENERAL GOVERNMENT  
 LINE ITEM DETAIL BY COST CENTER OR SUB-FUNCTION

**ELECTIONS 141**

EXPENDITURE BY OBJECT RECAP ALL SUB-FUNCTIONS		-2009 Actual-	-2010 Actual-	-2011 Actual-	-2012 Adopted-	-2013 Requested-
<b>PERSONAL SERVICES</b>						
<b>WAGES AND SALARIES</b>						
6102	F.T. REGULAR-WAGES & SALARIES	-	127	-	3,280	150
6103	FULL TIME-REGULAR-OVERTIME	-	977	-	1,200	1,200
6105	TEMPORARY-WAGES & SALARIES	-	24,214	1,500	25,000	1,500
<b>TOTAL WAGES AND SALARIES</b>		-	25,318	1,500	29,480	2,850
<b>EMPLOYER CONTRIBUTIONS</b>						
6121	PERA CONTRIBUTIONS	-	77	-	325	87
6122	FICA/MEDICARE CONTRIBUTIONS	-	83	-	343	92
6133	WORKERS COMP INSURANCE PREMIUM	-	146	8	216	10
<b>TOTAL EMPLOYER CONTRIBUTIONS</b>		-	306	8	884	189
<b>Total PERSONAL SERVICES</b>		-	25,624	1,509	30,364	3,039
<b>SUPPLIES</b>						
<b>OFFICE SUPPLIES</b>						
6208	MISCELLANEOUS OFFICE SUPPLIES	-	-	-	25	25
<b>TOTAL OFFICE SUPPLIES</b>		-	-	-	25	25
<b>OPERATING SUPPLIES</b>						
6249	MISCELLANEOUS OPERATING SUPPLY	-	1,049	719	2,200	800
<b>TOTAL OPERATING SUPPLIES</b>		-	1,049	719	2,200	800
<b>Total SUPPLIES</b>		-	1,049	719	2,225	825
<b>OTHER SERVICES &amp; CHARGES</b>						
<b>COMMUNICATION</b>						
6322	POSTAGE	0	126	-	4,093	130
<b>TOTAL COMMUNICATION</b>		0	126	-	4,093	130
<b>INSURANCE</b>						
6361	GENERAL LIABILITY/PROPERTY INS	2	186	17	250	25
<b>TOTAL INSURANCE</b>		2	186	17	250	25
<b>DUES, SUBSCRIPTIONS, AND REGISTRATION FEES</b>						
6451	MEMBERSHIP DUES	235	345	320	500	250
<b>TOTAL DUES, SUBSCRIPTIONS, AND REGISTRATION FEES</b>		235	345	320	500	250
<b>Total OTHER SERVICES &amp; CHARGES</b>		237	657	337	4,843	405
<b>CAPITAL OUTLAY</b>						
<b>CAPITAL OUTLAY</b>						
6580	OTHER EQUIPMENT	-	-	-	-	6,000
<b>TOTAL CAPITAL OUTLAY</b>		-	-	-	-	6,000
<b>Total CAPITAL OUTLAY</b>		-	-	-	-	6,000
<b>TOTAL EXPENDITURES &amp; OTHER FINANCING</b>		237	27,330	2,565	37,432	10,269

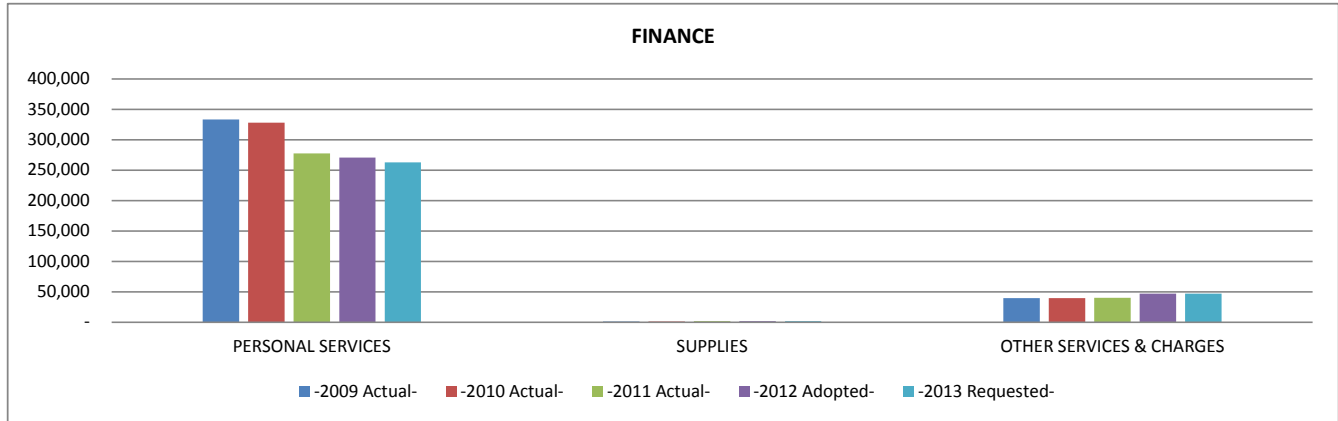
City of Ramsey 2013 Requested General Fund Budget

**GENERAL FUND 101 - GENERAL GOVERNMENT**

LINE ITEM DETAIL BY COST CENTER OR SUB-FUNCTION

**FINANCE 153**

<b>EXPENDITURE BY OBJECT SUMMARY</b>	<b>-2009 Actual-</b>	<b>-2010 Actual-</b>	<b>-2011 Actual-</b>	<b>-2012 Adopted-</b>	<b>-2013 Requested-</b>
PERSONAL SERVICES	333,820	328,157	277,626	270,594	262,808
SUPPLIES	901	1,263	1,604	1,600	1,600
OTHER SERVICES & CHARGES	39,630	39,609	40,182	46,850	46,700
<b>TOTAL EXPENDITURE BY OBJECT</b>	<b>374,351</b>	<b>369,029</b>	<b>319,412</b>	<b>319,044</b>	<b>311,108</b>



City of Ramsey 2013 Requested General Fund Budget

GENERAL FUND 101 - GENERAL GOVERNMENT

LINE ITEM DETAIL BY COST CENTER OR SUB-FUNCTION

		FINANCE					153
EXPENDITURE BY OBJECT RECAP ALL SUB-FUNCTIONS		-2009 Actual-	-2010 Actual-	-2011 Actual-	-2012 Adopted-	-2013 Requested-	
<b>PERSONAL SERVICES</b>							
<b>WAGES AND SALARIES</b>							
6102	F.T. REGULAR-WAGES & SALARIES	239,829	220,880	192,915	198,700	189,181	
6104	PART TIME-WAGES & SALARIES	26,360	26,242	9,903	-	-	
TOTAL WAGES AND SALARIES		266,188	247,122	202,818	198,700	189,181	
<b>OTHER GROSS EARNINGS</b>							
6108	SEVERANCE PAY	-	9,228	6,632	-	-	
TOTAL OTHER GROSS EARNINGS		-	9,228	6,632	-	-	
<b>EMPLOYER CONTRIBUTIONS</b>							
6121	PERA CONTRIBUTIONS	17,718	17,429	14,887	14,406	13,716	
6122	FICA/MEDICARE CONTRIBUTIONS	19,073	18,844	15,526	16,887	16,341	
6131	GROUP INSURANCE	29,236	34,059	36,590	39,038	42,084	
6133	WORKERS COMP INSURANCE PREMIUM	1,604	1,475	1,173	1,563	1,486	
TOTAL EMPLOYER CONTRIBUTIONS		67,631	71,807	68,176	71,894	73,627	
<b>Total PERSONAL SERVICES</b>		<b>333,820</b>	<b>328,157</b>	<b>277,626</b>	<b>270,594</b>	<b>262,808</b>	
<b>SUPPLIES</b>							
<b>OFFICE SUPPLIES</b>							
6204	STATIONERY, ENVELOPES & FORMS	448	810	753	800	800	
6208	MISCELLANEOUS OFFICE SUPPLIES	423	453	851	800	800	
TOTAL OFFICE SUPPLIES		871	1,263	1,604	1,600	1,600	
<b>OPERATING SUPPLIES</b>							
6249	MISCELLANEOUS OPERATING SUPPLY	30	-	-	-	-	
TOTAL OPERATING SUPPLIES		30	-	-	-	-	
<b>Total SUPPLIES</b>		<b>901</b>	<b>1,263</b>	<b>1,604</b>	<b>1,600</b>	<b>1,600</b>	
<b>OTHER SERVICES &amp; CHARGES</b>							
<b>PROFESSIONAL SERVICES</b>							
6302	AUDITING & ACCOUNTING SERVICES	27,455	29,285	26,835	30,000	30,000	
TOTAL PROFESSIONAL SERVICES		27,455	29,285	26,835	30,000	30,000	
<b>COMMUNICATION</b>							
6321	TELEPHONE	954	490	452	600	600	
6322	POSTAGE	1,973	2,058	1,974	2,300	2,300	
TOTAL COMMUNICATION		2,927	2,548	2,426	2,900	2,900	
<b>EMPLOYEE REIMBURSEMENTS</b>							
6335	TRAINING	295	72	3,322	5,250	5,000	
TOTAL EMPLOYEE REIMBURSEMENTS		295	72	3,322	5,250	5,000	
<b>ADVERTISING AND PUBLISHING</b>							
6352	GENERAL NOTICE & PUBLIC INFOR	1,025	267	876	700	700	
TOTAL ADVERTISING AND PUBLISHING		1,025	267	876	700	700	
<b>INSURANCE</b>							
6361	GENERAL LIABILITY/PROPERTY INS	4,447	4,029	3,250	4,200	4,200	
TOTAL INSURANCE		4,447	4,029	3,250	4,200	4,200	
<b>DUES, SUBSCRIPTIONS, AND REGISTRATION FEES</b>							
6451	MEMBERSHIP DUES	370	370	310	400	500	
TOTAL DUES, SUBSCRIPTIONS, AND REGISTRATION FEES		370	370	310	400	500	
<b>CONTRACTED SERVICES</b>							
6489	OTHER CONTRACTED SERVICES	3,111	3,038	3,163	3,400	3,400	
TOTAL CONTRACTED SERVICES		3,111	3,038	3,163	3,400	3,400	
<b>Total OTHER SERVICES &amp; CHARGES</b>		<b>39,630</b>	<b>39,609</b>	<b>40,182</b>	<b>46,850</b>	<b>46,700</b>	
<b>TOTAL EXPENDITURES &amp; OTHER FINANCING</b>		<b>374,351</b>	<b>369,029</b>	<b>319,412</b>	<b>319,044</b>	<b>311,108</b>	

City of Ramsey 2013 Requested General Fund Budget

**GENERAL FUND 101 - GENERAL GOVERNMENT**

LINE ITEM DETAIL BY COST CENTER OR SUB-FUNCTION

<b>FINANCE</b>						<b>153</b>
	<b>2009 Actual</b>	<b>2010 Actual</b>	<b>2011 Actual</b>	<b>2012 Adopted</b>	<b>2013 Requested</b>	
<b>PERSONNEL COMPLEMENT</b>						
Finance Director	1.00	1.00	1.00	1.00	1.00	
Asst. Finance Director	1.00	1.00	1.00	1.00	1.00	
Accountant I	1.00	1.00	-	-	-	
Accountant II	-	-	1.00	1.00	1.00	
Accounting Clerk	1.00	1.00	1.00	1.00	0.80	
Data Entry Clerk	0.62	0.62	0.62	-	-	
Finance Total	<u>4.62</u>	<u>4.62</u>	<u>4.62</u>	<u>4.00</u>	<u>3.80</u>	
<b>6489 Other Contracted Services</b>						
CIP Software Support	719	721	722	800	800	
Misc-safe repair and collateral charge for deposits Statutes.	2,392	2,317	2,441	2,600	2,600	
	<u>3,111</u>	<u>3,038</u>	<u>3,163</u>	<u>3,400</u>	<u>3,400</u>	

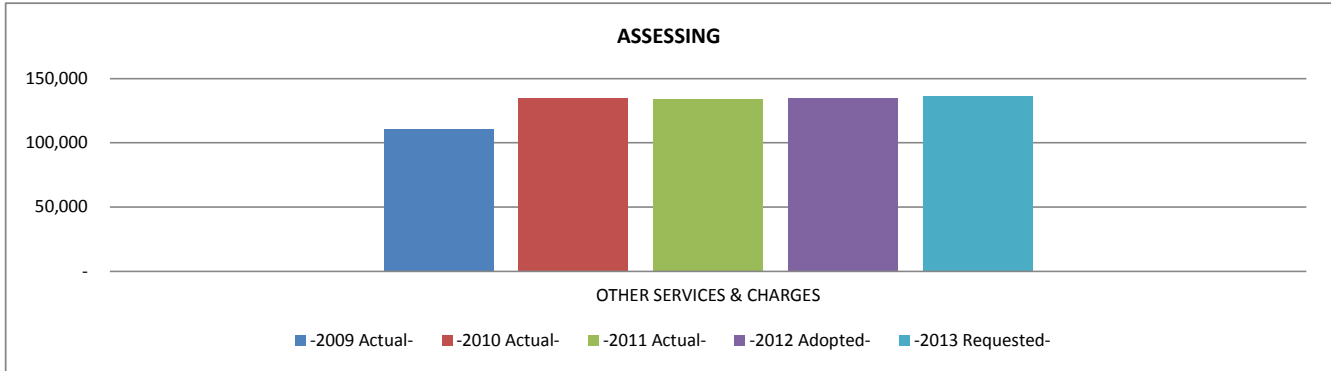
**THIS PAGE INTENTIONALLY LEFT BLANK**

City of Ramsey 2013 Requested General Fund Budget

**GENERAL FUND 101 - GENERAL GOVERNMENT**  
 LINE ITEM DETAIL BY COST CENTER OR SUB-FUNCTION

**ASSESSING 155**

EXPENDITURE BY OBJECT SUMMARY	-2009 Actual-	-2010 Actual-	-2011 Actual-	-2012 Adopted-	-2013 Requested-
OTHER SERVICES & CHARGES	110,881	135,018	134,439	135,000	136,000
<b>TOTAL EXPENDITURE BY OBJECT</b>	<b>110,881</b>	<b>135,018</b>	<b>134,439</b>	<b>135,000</b>	<b>136,000</b>



EXPENDITURE BY OBJECT RECAP ALL SUB-FUNCTIONS	-2009 Actual-	-2010 Actual-	-2011 Actual-	-2012 Adopted-	-2013 Requested-
<b>OTHER SERVICES &amp; CHARGES</b>					
<b>CONTRACTED SERVICES</b>					
6489 OTHER CONTRACTED SERVICES	110,881	135,018	134,439	135,000	136,000
<b>TOTAL CONTRACTED SERVICES</b>	<b>110,881</b>	<b>135,018</b>	<b>134,439</b>	<b>135,000</b>	<b>136,000</b>
<b>Total OTHER SERVICES &amp; CHARGES</b>	<b>110,881</b>	<b>135,018</b>	<b>134,439</b>	<b>135,000</b>	<b>136,000</b>
<b>TOTAL EXPENDITURES &amp; OTHER FINANCING</b>	<b>110,881</b>	<b>135,018</b>	<b>134,439</b>	<b>135,000</b>	<b>136,000</b>

	2009 Actual	2010 Actual	2011 Actual	2012 Adopted	2013 Requested
<b>6489 Other Contracted Services</b>					
Residential Improved Parcels	84,126	98,883	98,322	98,883	98,883
Commercial and Industrial Parcels	23,160	31,600	31,600	31,600	32,600
Unimproved land Parcels	3,595	4,535	4,517	4,517	4,517
	<b>110,881</b>	<b>135,018</b>	<b>134,439</b>	<b>135,000</b>	<b>136,000</b>

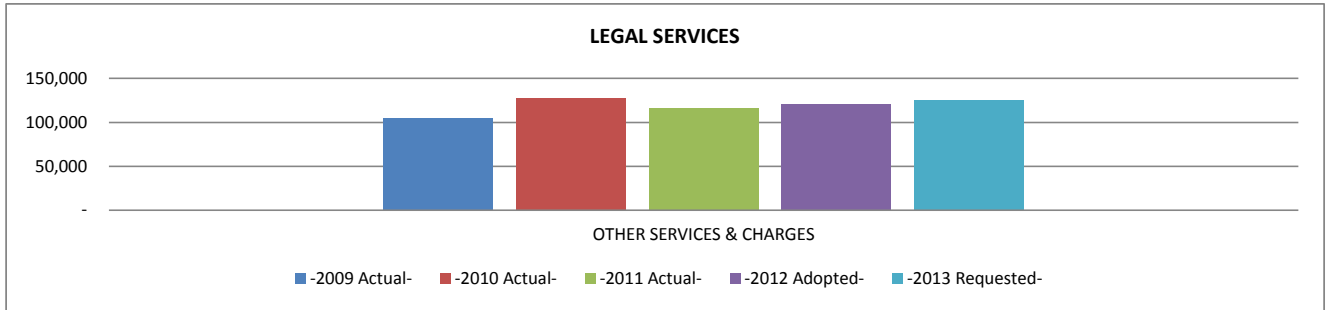
**THIS PAGE INTENTIONALLY LEFT BLANK**

City of Ramsey 2013 Requested General Fund Budget

GENERAL FUND 101 - GENERAL GOVERNMENT  
LINE ITEM DETAIL BY COST CENTER OR SUB-FUNCTION

**LEGAL SERVICES** 161

EXPENDITURE BY OBJECT SUMMARY	-2009 Actual-	-2010 Actual-	-2011 Actual-	-2012 Adopted-	-2013 Requested-
OTHER SERVICES & CHARGES	104,524	127,252	116,623	121,000	126,000
<b>TOTAL EXPENDITURE BY OBJECT</b>	<b>104,524</b>	<b>127,252</b>	<b>116,623</b>	<b>121,000</b>	<b>126,000</b>



EXPENDITURE BY OBJECT RECAP ALL SUB-FUNCTIONS	-2009 Actual-	-2010 Actual-	-2011 Actual-	-2012 Adopted-	-2013 Requested-
<b>OTHER SERVICES &amp; CHARGES</b>					
<b>PROFESSIONAL SERVICES</b>					
6304 LEGAL FEES	103,651	126,355	115,864	120,000	125,000
TOTAL PROFESSIONAL SERVICES	103,651	126,355	115,864	120,000	125,000
<b>COMMUNICATION</b>					
6322 POSTAGE	1	-	-	-	-
TOTAL COMMUNICATION	1	-	-	-	-
<b>INSURANCE</b>					
6361 GENERAL LIABILITY/PROPERTY INS	872	897	760	1,000	1,000
TOTAL INSURANCE	872	897	760	1,000	1,000
<b>Total OTHER SERVICES &amp; CHARGES</b>	<b>104,524</b>	<b>127,252</b>	<b>116,623</b>	<b>121,000</b>	<b>126,000</b>
<b>TOTAL EXPENDITURES &amp; OTHER FINANCING</b>	<b>104,524</b>	<b>127,252</b>	<b>116,623</b>	<b>121,000</b>	<b>126,000</b>

	2009 Actual	2010 Actual	2011 Actual	2012 Adopted	2013 Requested
--	-------------	-------------	-------------	--------------	----------------

**6304 Legal Fees**

General Legal - Randall, Dehn, Goodrich	39,216	52,521	56,741	50,000	53,000
Prosecution - Randall, Dehn, Goodrich	63,259	68,000	56,202	68,000	69,000
Other Legal - Kennedy & Graven, Personnel, etc.	1,176	5,834	2,921	2,000	3,000
	<b>103,651</b>	<b>126,355</b>	<b>115,864</b>	<b>120,000</b>	<b>125,000</b>

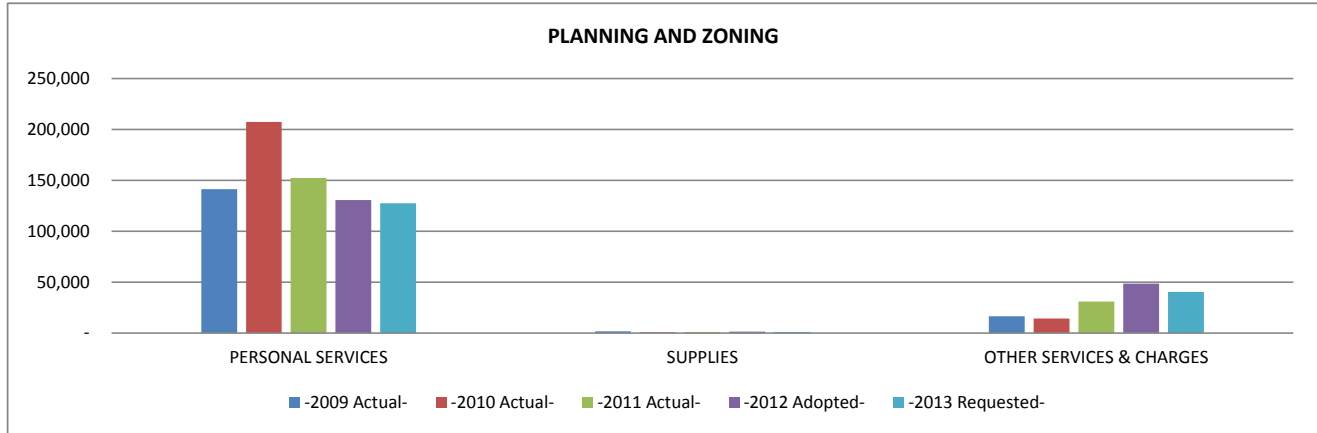
**THIS PAGE INTENTIONALLY LEFT BLANK**

City of Ramsey 2013 Requested General Fund Budget

**GENERAL FUND 101 - GENERAL GOVERNMENT**  
 LINE ITEM DETAIL BY COST CENTER OR SUB-FUNCTION

**PLANNING AND ZONING** 191

EXPENDITURE BY OBJECT SUMMARY	-2009 Actual-	-2010 Actual-	-2011 Actual-	-2012 Adopted-	-2013 Requested-
PERSONAL SERVICES	141,405	207,362	152,500	130,789	127,467
SUPPLIES	1,689	807	1,170	1,350	1,200
OTHER SERVICES & CHARGES	16,580	14,410	30,928	48,630	40,400
<b>TOTAL EXPENDITURE BY OBJECT</b>	<b>159,674</b>	<b>222,579</b>	<b>184,598</b>	<b>180,769</b>	<b>169,067</b>



City of Ramsey 2013 Requested General Fund Budget

GENERAL FUND 101 - GENERAL GOVERNMENT  
LINE ITEM DETAIL BY COST CENTER OR SUB-FUNCTION

PLANNING AND ZONING 191

EXPENDITURE BY OBJECT RECAP ALL SUB-FUNCTIONS	-2009 Actual-	-2010 Actual-	-2011 Actual-	-2012 Adopted-	-2013 Requested-
<b>PERSONAL SERVICES</b>					
<b>WAGES AND SALARIES</b>					
6102 F.T. REGULAR-WAGES & SALARIES	96,479	160,261	111,528	91,988	94,341
6103 FULL TIME-REGULAR-OVERTIME	-	172	-	-	-
6105 TEMPORARY-WAGES & SALARIES	3,546	-	-	-	-
TOTAL WAGES AND SALARIES	100,025	160,433	111,528	91,988	94,341
<b>OTHER GROSS EARNINGS</b>					
6108 SEVERANCE PAY	-	-	3,395	-	-
TOTAL OTHER GROSS EARNINGS	-	-	3,395	-	-
<b>EMPLOYER CONTRIBUTIONS</b>					
6121 PERA CONTRIBUTIONS	6,494	11,329	8,305	6,669	6,840
6122 FICA/MEDICARE CONTRIBUTIONS	8,383	11,906	8,359	8,074	7,891
6131 GROUP INSURANCE	25,824	22,771	20,270	23,322	17,640
6133 WORKERS COMP INSURANCE PREMIUM	679	923	644	736	755
TOTAL EMPLOYER CONTRIBUTIONS	41,380	46,929	37,578	38,801	33,126
<b>Total PERSONAL SERVICES</b>	<b>141,405</b>	<b>207,362</b>	<b>152,500</b>	<b>130,789</b>	<b>127,467</b>
<b>SUPPLIES</b>					
<b>OFFICE SUPPLIES</b>					
6208 MISCELLANEOUS OFFICE SUPPLIES	1,023	186	281	600	200
TOTAL OFFICE SUPPLIES	1,023	186	281	600	200
<b>OPERATING SUPPLIES</b>					
6249 MISCELLANEOUS OPERATING SUPPLY	666	621	889	750	1,000
TOTAL OPERATING SUPPLIES	666	621	889	750	1,000
<b>Total SUPPLIES</b>	<b>1,689</b>	<b>807</b>	<b>1,170</b>	<b>1,350</b>	<b>1,200</b>
<b>OTHER SERVICES &amp; CHARGES</b>					
<b>PROFESSIONAL SERVICES</b>					
6315 MISCELLANEOUS PROFESSIONAL SER	9,061	7,998	23,943	38,000	30,000
TOTAL PROFESSIONAL SERVICES	9,061	7,998	23,943	38,000	30,000
<b>COMMUNICATION</b>					
6321 TELEPHONE	1,136	492	452	750	1,000
6322 POSTAGE	405	318	756	600	600
6323 CELLULAR PHONES	830	900	843	850	850
6325 LONG DISTANCE CHARGES	25	-	-	80	100
TOTAL COMMUNICATION	2,397	1,710	2,051	2,280	2,550
<b>EMPLOYEE REIMBURSEMENTS</b>					
6331 TRAVEL & LODGING	21	801	193	900	900
6334 MILEAGE REIMBURSEMENT	-	100	7	200	200
6335 TRAINING	1,698	682	1,346	3,000	1,500
TOTAL EMPLOYEE REIMBURSEMENTS	1,719	1,583	1,546	4,100	2,600
<b>ADVERTISING AND PUBLISHING</b>					
6352 GENERAL NOTICE & PUBLIC INFOR	-	282	-	600	900
TOTAL ADVERTISING AND PUBLISHING	-	282	-	600	900
<b>INSURANCE</b>					
6361 GENERAL LIABILITY/PROPERTY INS	1,246	1,510	1,856	2,000	2,000
TOTAL INSURANCE	1,246	1,510	1,856	2,000	2,000
<b>DUES, SUBSCRIPTIONS, AND REGISTRATION FEES</b>					
6451 MEMBERSHIP DUES	1,303	818	1,068	800	1,400
6452 SUBSCRIPTIONS	507	168	463	500	600
TOTAL DUES, SUBSCRIPTIONS, AND REGISTRATION FEES	1,810	986	1,531	1,300	2,000
<b>BOOKS AND PAMPHLETS</b>					
6471 BOOKS & PAMPHLETS	348	341	-	350	350
TOTAL BOOKS AND PAMPHLETS	348	341	-	350	350
<b>Total OTHER SERVICES &amp; CHARGES</b>	<b>16,580</b>	<b>14,410</b>	<b>30,928</b>	<b>48,630</b>	<b>40,400</b>
<b>TOTAL EXPENDITURES &amp; OTHER FINANCING</b>	<b>159,674</b>	<b>222,579</b>	<b>184,598</b>	<b>180,769</b>	<b>169,067</b>

City of Ramsey 2013 Requested General Fund Budget

**GENERAL FUND 101 - GENERAL GOVERNMENT**  
 LINE ITEM DETAIL BY COST CENTER OR SUB-FUNCTION

**PLANNING AND ZONING** **191**

	2009 Actual	2010 Actual	2011 Actual	2012 Adopted	2013 Requested
<b>PERSONNEL COMPLEMENT</b>					
Economic Development Manager	-	-	-	1.00	1.00
TIF/Economic Development Specialist	1.00	1.00	-	-	-
Assistant Community Development Director	-	-	-	-	-
Planning Manager	1.00	1.00	1.00	-	-
Community Development Director	-	-	-	-	-
Senior Planner	-	-	-	1.00	1.00
Associate Planner	1.00	1.00	1.00	-	-
Secretary	1.00	1.00	1.00	1.00	1.00
Mgmt Intern	0.25	0.25	-	-	-
Planning & Zoning/EDA Total	4.25	4.25	3.00	3.00	3.00
<b>6315 Miscellaneous Professional Services</b>					
Planning Service Consultant	9,061	7,998	23,943	38,000	30,000
	9,061	7,998	23,943	38,000	30,000

**THIS PAGE INTENTIONALLY LEFT BLANK**

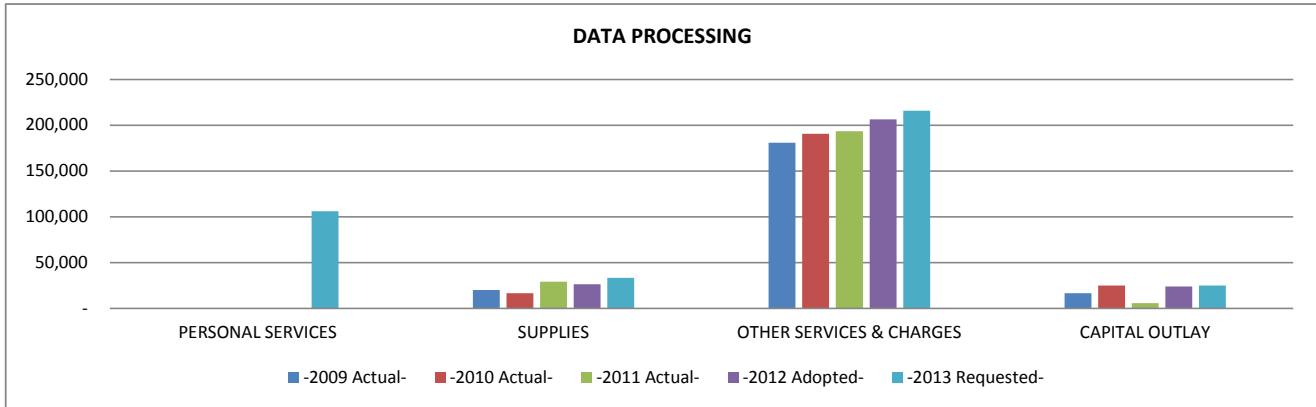
City of Ramsey 2013 Requested General Fund Budget

**GENERAL FUND 101 - GENERAL GOVERNMENT**

LINE ITEM DETAIL BY COST CENTER OR SUB-FUNCTION

**DATA PROCESSING 192**

EXPENDITURE BY OBJECT SUMMARY	-2009 Actual-	-2010 Actual-	-2011 Actual-	-2012 Adopted-	-2013 Requested-
PERSONAL SERVICES					106,051
SUPPLIES	20,089	16,481	29,060	26,250	33,250
OTHER SERVICES & CHARGES	180,876	190,722	193,564	206,294	215,700
CAPITAL OUTLAY	16,681	25,098	5,900	24,000	25,000
<b>TOTAL EXPENDITURE BY OBJECT</b>	<b>217,646</b>	<b>232,301</b>	<b>228,524</b>	<b>256,544</b>	<b>380,001</b>



City of Ramsey 2013 Requested General Fund Budget

GENERAL FUND 101 - GENERAL GOVERNMENT  
 LINE ITEM DETAIL BY COST CENTER OR SUB-FUNCTION

**DATA PROCESSING** **192**

EXPENDITURE BY OBJECT RECAP ALL SUB-FUNCTIONS		-2009 Actual-	-2010 Actual-	-2011 Actual-	-2012 Adopted-	-2013 Requested-
<b>PERSONAL SERVICES</b>						
<b>WAGES AND SALARIES</b>						
6102	F.T. REGULAR-WAGES & SALARIES	-	-	-	-	84,037
<b>TOTAL WAGES AND SALARIES</b>		-	-	-	-	84,037
<b>EMPLOYER CONTRIBUTIONS</b>						
6121	PERA CONTRIBUTIONS	-	-	-	-	6,093
6122	FICA/MEDICARE CONTRIBUTIONS	-	-	-	-	6,429
6131	GROUP INSURANCE	-	-	-	-	8,820
6133	WORKERS COMP INSURANCE PREMIUM	-	-	-	-	672
<b>TOTAL EMPLOYER CONTRIBUTIONS</b>		-	-	-	-	22,014
<b>Total PERSONAL SERVICES</b>		-	-	-	-	<b>106,051</b>
<b>SUPPLIES</b>						
<b>OFFICE SUPPLIES</b>						
6206	FILM, MICROFILM, TAPES, DISKS	-	122	142	500	500
<b>TOTAL OFFICE SUPPLIES</b>		-	122	142	500	500
<b>OPERATING SUPPLIES</b>						
6249	MISCELLANEOUS OPERATING SUPPLY	970	439	1,078	750	750
<b>TOTAL OPERATING SUPPLIES</b>		970	439	1,078	750	750
<b>SMALL TOOLS AND MINOR EQUIPMENT</b>						
6281	SMALL TOOLS & MINOR EQUIPMENT	19,119	15,920	27,840	25,000	32,000
<b>TOTAL SMALL TOOLS AND MINOR EQUIPMENT</b>		19,119	15,920	27,840	25,000	32,000
<b>Total SUPPLIES</b>		<b>20,089</b>	<b>16,481</b>	<b>29,060</b>	<b>26,250</b>	<b>33,250</b>
<b>OTHER SERVICES &amp; CHARGES</b>						
<b>COMMUNICATION</b>						
6321	TELEPHONE	13,710	13,573	13,069	13,000	13,000
<b>TOTAL COMMUNICATION</b>		13,710	13,573	13,069	13,000	13,000
<b>EMPLOYEE REIMBURSEMENTS</b>						
6335	TRAINING	2,826	350	350	1,000	500
<b>TOTAL EMPLOYEE REIMBURSEMENTS</b>		2,826	350	350	1,000	500
<b>INSURANCE</b>						
6361	GENERAL LIABILITY/PROPERTY INS	1,712	1,529	1,487	2,000	2,000
<b>TOTAL INSURANCE</b>		1,712	1,529	1,487	2,000	2,000
<b>REPAIRS AND MAINTENANCE - CONTRACTS</b>						
6405	OFFICE & DATA PROCESSING EQUIP	162,627	175,270	178,658	190,294	200,200
<b>TOTAL REPAIRS AND MAINTENANCE - CONTRACTS</b>		162,627	175,270	178,658	190,294	200,200
<b>Total OTHER SERVICES &amp; CHARGES</b>		<b>180,876</b>	<b>190,722</b>	<b>193,564</b>	<b>206,294</b>	<b>215,700</b>
<b>CAPITAL OUTLAY</b>						
<b>CAPITAL OUTLAY</b>						
6585	COMPUTER HARDWARE/SOFTWARE	16,681	25,098	5,900	24,000	25,000
<b>TOTAL CAPITAL OUTLAY</b>		16,681	25,098	5,900	24,000	25,000
<b>Total CAPITAL OUTLAY</b>		<b>16,681</b>	<b>25,098</b>	<b>5,900</b>	<b>24,000</b>	<b>25,000</b>
<b>TOTAL EXPENDITURES &amp; OTHER FINANCING</b>		<b>217,646</b>	<b>232,301</b>	<b>228,524</b>	<b>256,544</b>	<b>380,001</b>

City of Ramsey 2013 Requested General Fund Budget

**GENERAL FUND 101 - GENERAL GOVERNMENT**

LINE ITEM DETAIL BY COST CENTER OR SUB-FUNCTION

**DATA PROCESSING 192**

	2009 Actual	2010 Actual	2011 Actual	2012 Adopted	2013 Requested
<b>PERSONNEL COMPLEMENT</b>					
IT Manager	1.00	1.00	1.00	1.00	1.00
Data Processing	1.00	1.00	1.00	1.00	1.00
<b>6405 Office Equipment Contracts</b>					
Support	8,909	8,560	12,000	12,000	12,000
Destiny Software	-	-	-	-	-
Web hosting	-	-	-	-	-
GL Inquiry Software	486	900	920	-	-
Financial Support(General Ledger,P/R, S/A, F/A & System Dev)	51,231	57,407	56,586	59,909	64,631
Code Enforcement Software	1,500	-	-	-	-
PIMS System Support	25,494	27,186	23,034	25,736	25,736
LOGIS Backup Site/Security	-	-	-	-	-
GIS	33,506	35,798	36,946	38,066	38,066
Laser Fiche Licensing	7,000	6,590	7,000	7,000	7,000
Licensing/maintenance	27,288	29,000	30,000	35,300	35,300
Anoka County Central Records	-	-	-	-	-
Internet (Included in LOGIS Support)	7,213	9,829	9,972	10,044	10,044
Network work (LOGIS/Structured Network Solutions)	-	-	-	-	-
Employee Self-Service (ESS)	-	-	2,200	2,239	2,239
Antenna Response Maint	-	-	-	-	5,184
	<b>162,627</b>	<b>175,270</b>	<b>178,658</b>	<b>190,294</b>	<b>200,200</b>
<b>6585 Computer Hardware / Software</b>					
Other Capital Outlay	16,681	25,098	5,900	-	-
2012 Fiber Hardware & Sever	-	-	-	24,000	24,000
	<b>16,681</b>	<b>25,098</b>	<b>5,900</b>	<b>24,000</b>	<b>24,000</b>

**THIS PAGE INTENTIONALLY LEFT BLANK**

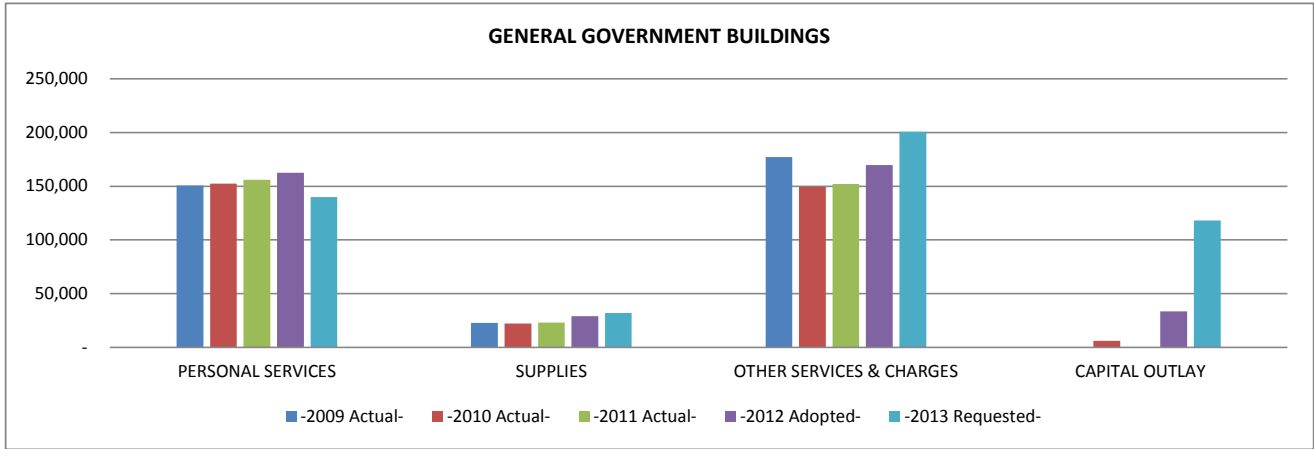
City of Ramsey 2013 Requested General Fund Budget

**GENERAL FUND 101 - GENERAL GOVERNMENT**  
 LINE ITEM DETAIL BY COST CENTER OR SUB-FUNCTION

**GENERAL GOVERNMENT BUILDINGS 194**

**2009 Actual 2010 Actual 2011 Actual 2012 Adopted 2013 Requested**

<b>EXPENDITURE BY OBJECT SUMMARY</b>	<b>-2009 Actual-</b>	<b>-2010 Actual-</b>	<b>-2011 Actual-</b>	<b>-2012 Adopted-</b>	<b>-2013 Requested-</b>
PERSONAL SERVICES	150,533	152,489	155,957	162,414	139,972
SUPPLIES	22,680	22,159	23,106	28,900	31,900
OTHER SERVICES & CHARGES	177,028	149,547	152,067	169,830	200,750
CAPITAL OUTLAY	-	5,983	-	33,600	118,000
<b>TOTAL EXPENDITURE BY OBJECT</b>	<b>350,240</b>	<b>330,178</b>	<b>331,130</b>	<b>394,744</b>	<b>490,622</b>



City of Ramsey 2013 Requested General Fund Budget

GENERAL FUND 101 - GENERAL GOVERNMENT  
LINE ITEM DETAIL BY COST CENTER OR SUB-FUNCTION

**GENERAL GOVERNMENT BUILDINGS** **194**

**2009 Actual      2010 Actual      2011 Actual      2012 Adopted      2013 Requested**

EXPENDITURE BY OBJECT RECAP ALL SUB-FUNCTIONS	-2009 Actual-	-2010 Actual-	-2011 Actual-	-2012 Adopted-	-2013 Requested-
<b>PERSONAL SERVICES</b>					
<b>WAGES AND SALARIES</b>					
6102 F.T. REGULAR-WAGES & SALARIES	90,820	92,437	93,727	96,676	96,676
6103 FULL TIME-REGULAR-OVERTIME	762	546	683	-	-
6104 PART TIME-WAGES & SALARIES	22,083	20,975	20,554	20,785	-
6105 TEMPORARY-WAGES & SALARIES	-	132	-	-	-
6107 OVERTIME-PART TIME	-	-	235	-	-
<b>TOTAL WAGES AND SALARIES</b>	<b>113,665</b>	<b>114,090</b>	<b>115,199</b>	<b>117,461</b>	<b>96,676</b>
<b>OTHER GROSS EARNINGS</b>					
6108 SEVERANCE PAY	155	-	-	-	-
<b>TOTAL OTHER GROSS EARNINGS</b>	<b>155</b>	<b>-</b>	<b>-</b>	<b>-</b>	<b>-</b>
<b>EMPLOYER CONTRIBUTIONS</b>					
6121 PERA CONTRIBUTIONS	7,627	7,977	8,331	8,516	7,009
6122 FICA/MEDICARE CONTRIBUTIONS	7,981	8,202	8,216	8,986	7,396
6131 GROUP INSURANCE	16,540	18,446	20,527	22,048	24,444
6133 WORKERS COMP INSURANCE PREMIUM	4,564	3,774	3,683	5,403	4,447
<b>TOTAL EMPLOYER CONTRIBUTIONS</b>	<b>36,713</b>	<b>38,399</b>	<b>40,758</b>	<b>44,953</b>	<b>43,296</b>
<b>Total PERSONAL SERVICES</b>	<b>150,533</b>	<b>152,489</b>	<b>155,957</b>	<b>162,414</b>	<b>139,972</b>
<b>SUPPLIES</b>					
<b>OPERATING SUPPLIES</b>					
6221 CLEANING SUPPLIES	2,329	1,928	1,798	3,000	2,500
6223 GASOLINE	1,870	2,384	2,754	3,000	3,000
6225 DIESEL FUEL	614	246	484	1,500	2,000
6249 MISCELLANEOUS OPERATING SUPPLY	11,830	11,474	11,165	13,500	13,500
<b>TOTAL OPERATING SUPPLIES</b>	<b>16,644</b>	<b>16,032</b>	<b>16,200</b>	<b>21,000</b>	<b>21,000</b>
<b>REPAIR AND MAINTENANCE SUPPLIES</b>					
6257 OTHER VEHICLE PARTS	1,366	926	1,428	1,000	1,000
6259 BUILDING MAINT/REPAIR SUPPLIES	426	2,750	2,302	2,500	5,500
6275 OTHER EQUIPMENT PARTS	344	85	9	400	400
<b>TOTAL REPAIR AND MAINTENANCE SUPPLIES</b>	<b>2,136</b>	<b>3,761</b>	<b>3,740</b>	<b>3,900</b>	<b>6,900</b>
<b>SMALL TOOLS AND MINOR EQUIPMENT</b>					
6281 SMALL TOOLS & MINOR EQUIPMENT	3,901	2,366	3,167	4,000	4,000
<b>TOTAL SMALL TOOLS AND MINOR EQUIPMENT</b>	<b>3,901</b>	<b>2,366</b>	<b>3,167</b>	<b>4,000</b>	<b>4,000</b>
<b>Total SUPPLIES</b>	<b>22,680</b>	<b>22,159</b>	<b>23,106</b>	<b>28,900</b>	<b>31,900</b>
<b>OTHER SERVICES &amp; CHARGES</b>					
<b>PROFESSIONAL SERVICES</b>					
6315 MISCELLANEOUS PROFESSIONAL SER	25,258	-	-	-	-
<b>TOTAL PROFESSIONAL SERVICES</b>	<b>25,258</b>	<b>-</b>	<b>-</b>	<b>-</b>	<b>-</b>
<b>COMMUNICATION</b>					
6323 CELLULAR PHONES	1,613	1,463	1,417	1,500	1,500
<b>TOTAL COMMUNICATION</b>	<b>1,613</b>	<b>1,463</b>	<b>1,417</b>	<b>1,500</b>	<b>1,500</b>
<b>EMPLOYEE REIMBURSEMENTS</b>					
6331 TRAVEL & LODGING	8	-	-	-	-
<b>TOTAL EMPLOYEE REIMBURSEMENTS</b>	<b>8</b>	<b>-</b>	<b>-</b>	<b>-</b>	<b>-</b>
<b>INSURANCE</b>					
6361 GENERAL LIABILITY/PROPERTY INS	9,621	9,564	9,674	11,000	11,000
<b>TOTAL INSURANCE</b>	<b>9,621</b>	<b>9,564</b>	<b>9,674</b>	<b>11,000</b>	<b>11,000</b>
<b>UTILITIES</b>					
6371 ELECTRIC UTILITIES	82,185	91,868	85,527	91,700	95,000
6372 WATER/IRRIGATION	4,002	3,632	8,464	5,000	5,000
6373 GAS	33,823	29,323	26,355	35,000	40,000
6374 REFUSE/RECYCLING	5,788	5,713	4,049	6,000	6,000
<b>TOTAL UTILITIES</b>	<b>125,799</b>	<b>130,536</b>	<b>124,394</b>	<b>137,700</b>	<b>146,000</b>

City of Ramsey 2013 Requested General Fund Budget

**GENERAL FUND 101 - GENERAL GOVERNMENT**  
 LINE ITEM DETAIL BY COST CENTER OR SUB-FUNCTION

		GENERAL GOVERNMENT BUILDINGS					194
		2009 Actual	2010 Actual	2011 Actual	2012 Adopted	2013 Requested	
<b>REPAIRS AND MAINTENANCE - LABOR</b>							
6381	BUILDING & STRUCTURE REPAIR	1,771	347	814	2,000	10,000	
6382	MACHINERY & EQUIPMENT REPAIR	1,443	865	2,379	2,000	10,000	
6388	OTHER VEHICLE REPAIR	71	-	60	500	500	
<b>TOTAL REPAIRS AND MAINTENANCE - LABOR</b>		<b>3,284</b>	<b>1,212</b>	<b>3,253</b>	<b>4,500</b>	<b>20,500</b>	
<b>RENTALS</b>							
6415	OTHER EQUIPMENT RENTAL	512	643	771	1,000	1,000	
6417	UNIFORM RENTAL	-	107	28	750	750	
<b>TOTAL RENTALS</b>		<b>512</b>	<b>750</b>	<b>799</b>	<b>1,750</b>	<b>1,750</b>	
<b>MISCELLANEOUS</b>							
6435	FINANCE CHARGES	20	-	-	-	-	
<b>TOTAL MISCELLANEOUS</b>		<b>20</b>	<b>-</b>	<b>-</b>	<b>-</b>	<b>-</b>	
<b>CONTRACTED SERVICES</b>							
6489	OTHER CONTRACTED SERVICES	10,912	6,022	12,531	13,380	20,000	
<b>TOTAL CONTRACTED SERVICES</b>		<b>10,912</b>	<b>6,022</b>	<b>12,531</b>	<b>13,380</b>	<b>20,000</b>	
<b>Total OTHER SERVICES &amp; CHARGES</b>		<b>177,028</b>	<b>149,547</b>	<b>152,067</b>	<b>169,830</b>	<b>200,750</b>	
<b>CAPITAL OUTLAY</b>							
<b>CAPITAL OUTLAY</b>							
6550	MOTOR VEHICLES	-	-	-	27,600	-	
6580	OTHER EQUIPMENT	-	5,983	-	6,000	118,000	
<b>TOTAL CAPITAL OUTLAY</b>		<b>-</b>	<b>5,983</b>	<b>-</b>	<b>33,600</b>	<b>118,000</b>	
<b>Total CAPITAL OUTLAY</b>		<b>-</b>	<b>5,983</b>	<b>-</b>	<b>33,600</b>	<b>118,000</b>	
<b>TOTAL EXPENDITURES &amp; OTHER FINANCING</b>		<b>350,240</b>	<b>330,178</b>	<b>331,130</b>	<b>394,744</b>	<b>490,622</b>	

		2009 Actual	2010 Actual	2011 Actual	2012 Adopted	2013 Requested	
<b>PERSONNEL COMPLEMENT</b>							
<b>Gen. Gov't. Bldgs.</b>							
Building Maintenance		2.50	2.50	2.50	2.50	2.00	
Gen Govt Bldgs Total		<b>2.50</b>	<b>2.50</b>	<b>2.50</b>	<b>2.50</b>	<b>2.00</b>	
<b>6371 Electric Utilities</b>							
Electric for Municipal Center		82,185	91,868	85,527	90,000	92,500	
Electric for city reader sign		-	-	-	1,700	2,500	
		<b>82,185</b>	<b>91,868</b>	<b>85,527</b>	<b>91,700</b>	<b>95,000</b>	
<b>6550 Motor Vehicles</b>							
2012 plow truck (less \$2500 trade-in)		-	-	-	27,600	-	
		<b>-</b>	<b>-</b>	<b>-</b>	<b>27,600</b>	<b>-</b>	
<b>6580 Other Equipment</b>							
2013 Phone system		-	-	-	-	118,000	
2012 plow truck emergency lights		-	5,983	-	6,000	-	
		<b>-</b>	<b>5,983</b>	<b>-</b>	<b>6,000</b>	<b>118,000</b>	

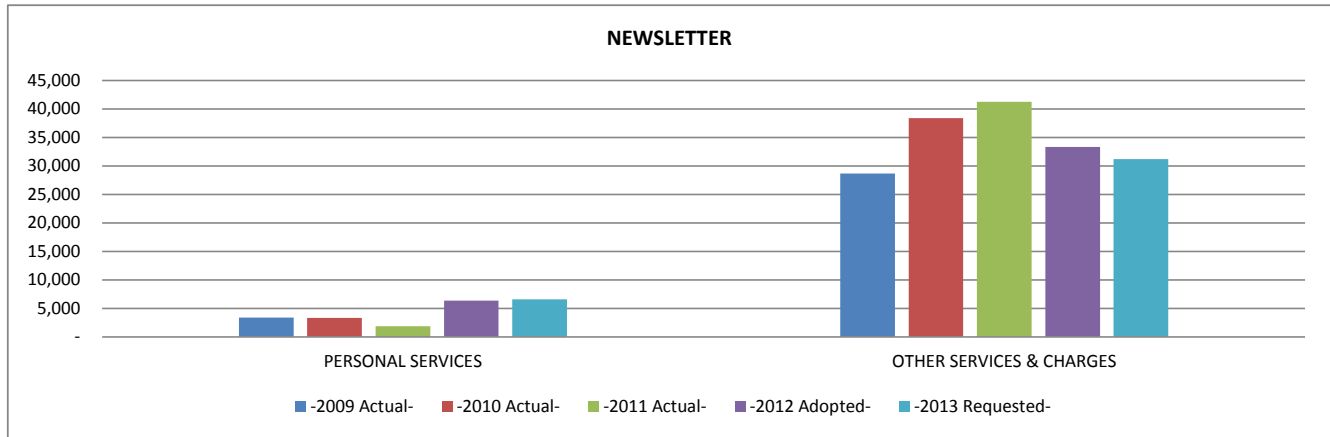
**THIS PAGE INTENTIONALLY LEFT BLANK**

City of Ramsey 2013 Requested General Fund Budget

**GENERAL FUND 101 - GENERAL GOVERNMENT**  
 LINE ITEM DETAIL BY COST CENTER OR SUB-FUNCTION

**NEWSLETTER** **195**

<b>EXPENDITURE BY OBJECT SUMMARY</b>	<b>-2009 Actual-</b>	<b>-2010 Actual-</b>	<b>-2011 Actual-</b>	<b>-2012 Adopted-</b>	<b>-2013 Requested-</b>
PERSONAL SERVICES	3,392	3,345	1,889	6,351	6,602
OTHER SERVICES & CHARGES	28,646	38,419	41,253	33,325	31,200
<b>TOTAL EXPENDITURE BY OBJECT</b>	<b>32,038</b>	<b>41,764</b>	<b>43,142</b>	<b>39,676</b>	<b>37,802</b>



City of Ramsey 2013 Requested General Fund Budget

GENERAL FUND 101 - GENERAL GOVERNMENT  
 LINE ITEM DETAIL BY COST CENTER OR SUB-FUNCTION

**NEWSLETTER** **195**

EXPENDITURE BY OBJECT RECAP ALL SUB-FUNCTIONS		-2009 Actual-	-2010 Actual-	-2011 Actual-	-2012 Adopted-	-2013 Requested-
<b>PERSONAL SERVICES</b>						
<b>WAGES AND SALARIES</b>						
6104	PART TIME-WAGES & SALARIES	2,987	2,874	1,636	5,489	5,705
TOTAL WAGES AND SALARIES		2,987	2,874	1,636	5,489	5,705
<b>EMPLOYER CONTRIBUTIONS</b>						
6121	PERA CONTRIBUTIONS	184	219	119	398	414
6122	FICA/MEDICARE CONTRIBUTIONS	205	235	125	420	437
6133	WORKERS COMP INSURANCE PREMIUM	16	17	9	44	46
TOTAL EMPLOYER CONTRIBUTIONS		405	471	253	862	897
<b>Total PERSONAL SERVICES</b>		<b>3,392</b>	<b>3,345</b>	<b>1,889</b>	<b>6,351</b>	<b>6,602</b>
<b>OTHER SERVICES &amp; CHARGES</b>						
<b>COMMUNICATION</b>						
6322	POSTAGE	8,038	8,150	7,823	8,000	5,800
TOTAL COMMUNICATION		8,038	8,150	7,823	8,000	5,800
<b>ADVERTISING AND PUBLISHING</b>						
6352	GENERAL NOTICE & PUBLIC INFOR	20,357	29,975	33,152	25,000	25,000
TOTAL ADVERTISING AND PUBLISHING		20,357	29,975	33,152	25,000	25,000
<b>INSURANCE</b>						
6361	GENERAL LIABILITY/PROPERTY INS	252	294	279	325	400
TOTAL INSURANCE		252	294	279	325	400
<b>Total OTHER SERVICES &amp; CHARGES</b>		<b>28,646</b>	<b>38,419</b>	<b>41,253</b>	<b>33,325</b>	<b>31,200</b>
<b>TOTAL EXPENDITURES &amp; OTHER FINANCING</b>		<b>32,038</b>	<b>41,764</b>	<b>43,142</b>	<b>39,676</b>	<b>37,802</b>

	2009 Actual	2010 Actual	2011 Actual	2012 Adopted	2013 Requested
<b>6352 General Notice &amp; Public Information</b>					
4 full newsletters w/two UB inserts	20,357	29,975	33,152	25,000	25,000
	20,357	29,975	33,152	25,000	25,000

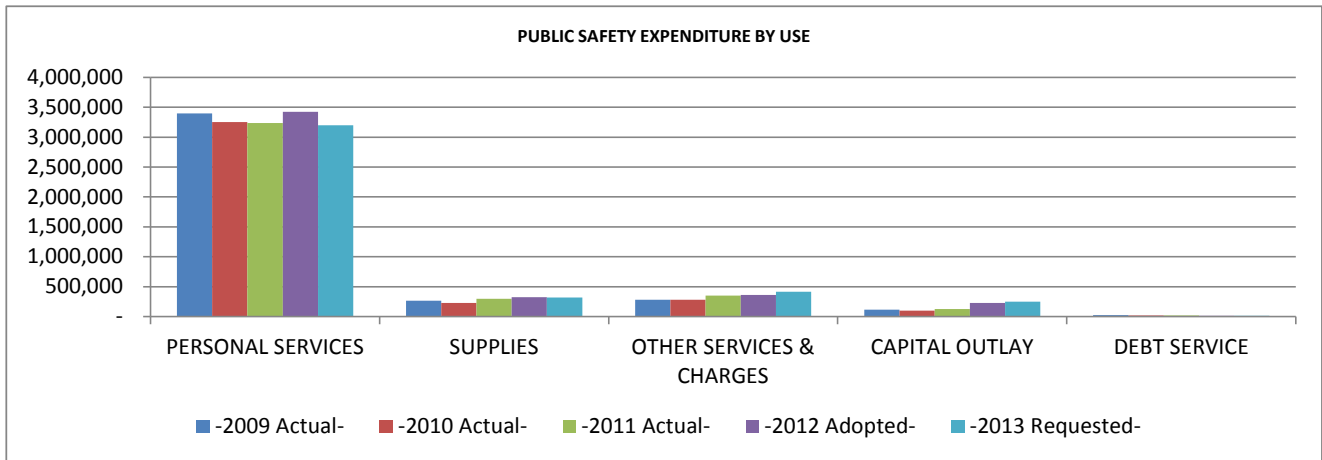
City of Ramsey 2013 Requested General Fund Budget

GENERAL FUND 101 - GENERAL GOVERNMENT

**PUBLIC SAFETY 211-280**

**2009 Actual 2010 Actual 2011 Actual 2012 Adopted 2013 Requested**

<b>EXPENDITURE BY OBJECT SUMMARY</b>	<b>-2009 Actual-</b>	<b>-2010 Actual-</b>	<b>-2011 Actual-</b>	<b>-2012 Adopted-</b>	<b>-2013 Requested-</b>
PERSONAL SERVICES	3,396,181	3,251,746	3,237,095	3,421,373	3,198,779
SUPPLIES	264,832	230,591	299,094	326,400	317,850
OTHER SERVICES & CHARGES	284,140	280,267	350,424	362,645	413,570
CAPITAL OUTLAY	114,983	98,118	126,678	230,600	252,000
DEBT SERVICE	25,452	22,600	19,519	16,191	12,597
<b>TOTAL EXPENDITURE BY OBJECT</b>	<b>4,085,589</b>	<b>3,883,322</b>	<b>4,032,810</b>	<b>4,357,209</b>	<b>4,194,796</b>



City of Ramsey 2013 Requested General Fund Budget

GENERAL FUND 101 - GENERAL GOVERNMENT

**PUBLIC SAFETY 211-280**

2009 Actual 2010 Actual 2011 Actual 2012 Adopted 2013 Requested

LINE ITEM DETAIL BY COST CENTER OR SUB-FUNCTION

EXPENDITURE BY OBJECT RECAP ALL SUB-FUNCTIONS	-2009 Actual-	-2010 Actual-	-2011 Actual-	-2012 Adopted-	-2013 Requested-
<b>PERSONAL SERVICES</b>					
<b>WAGES AND SALARIES</b>					
6102 F.T. REGULAR-WAGES & SALARIES	2,364,378	2,234,348	2,240,876	2,338,504	2,146,818
6103 FULL TIME-REGULAR-OVERTIME	68,225	81,955	64,677	75,000	75,000
6104 PART TIME-WAGES & SALARIES	267,347	247,509	233,825	251,378	247,170
6105 TEMPORARY-WAGES & SALARIES	-	-	105	-	-
<b>TOTAL WAGES AND SALARIES</b>	<b>2,699,950</b>	<b>2,563,812</b>	<b>2,539,483</b>	<b>2,664,882</b>	<b>2,468,988</b>
<b>OTHER GROSS EARNINGS</b>					
6108 SEVERANCE PAY	5,665	20,738	6,025	-	-
<b>TOTAL OTHER GROSS EARNINGS</b>	<b>5,665</b>	<b>20,738</b>	<b>6,025</b>	<b>-</b>	<b>-</b>
<b>EMPLOYER CONTRIBUTIONS</b>					
6121 PERA CONTRIBUTIONS	299,991	297,717	304,479	318,786	300,170
6122 FICA/MEDICARE CONTRIBUTIONS	86,477	74,256	71,471	83,507	67,464
6131 GROUP INSURANCE	229,735	225,362	251,787	277,285	282,564
6132 DISABILITY INSURANCE	1,179	1,284	1,284	1,300	1,300
6133 WORKERS COMP INSURANCE PREMIUM	73,184	68,577	62,567	75,613	78,293
<b>TOTAL EMPLOYER CONTRIBUTIONS</b>	<b>690,566</b>	<b>667,196</b>	<b>691,588</b>	<b>756,491</b>	<b>729,791</b>
<b>Total PERSONAL SERVICES</b>	<b>3,396,181</b>	<b>3,251,746</b>	<b>3,237,095</b>	<b>3,421,373</b>	<b>3,198,779</b>
<b>SUPPLIES</b>					
<b>OFFICE SUPPLIES</b>					
6204 STATIONERY, ENVELOPES & FORMS	2,693	2,396	2,798	3,500	2,550
6206 FILM, MICROFILM, TAPES, DISKS	952	414	693	1,250	1,200
6207 TRAINING SUPPLIES	2,359	2,760	3,214	3,000	3,000
6208 MISCELLANEOUS OFFICE SUPPLIES	5,681	4,948	4,922	6,950	5,300
<b>TOTAL OFFICE SUPPLIES</b>	<b>11,686</b>	<b>10,518</b>	<b>11,627</b>	<b>14,700</b>	<b>12,050</b>
<b>OPERATING SUPPLIES</b>					
6223 GASOLINE	67,713	75,276	98,574	100,300	95,000
6225 DIESEL FUEL	3,328	3,284	4,587	8,000	7,000
6227 LUBRICANTS & ADDITIVES	904	452	1,135	1,200	1,200
6229 SHOP MATERIALS	616	470	735	700	700
6231 UNIFORMS & TURN-OUT GEAR	55,066	40,460	58,624	47,300	43,000
6233 BATTERIES	3,870	1,002	1,713	3,500	2,800
6235 AMMUNITION	5,342	5,909	7,077	7,000	7,000
6237 CRIME SCENE KIT MATERIALS	691	789	1,000	2,000	1,000
6239 FIRST AID SUPPLIES	2,860	4,870	4,679	4,000	4,000
6241 COMMUNITY POLICING SUPPLIES	12,640	4,280	6,219	5,000	5,000
6249 MISCELLANEOUS OPERATING SUPPLY	46,914	44,654	50,851	49,350	49,350
<b>TOTAL OPERATING SUPPLIES</b>	<b>199,943</b>	<b>181,446</b>	<b>235,194</b>	<b>228,350</b>	<b>216,050</b>
<b>REPAIR AND MAINTENANCE SUPPLIES</b>					
6251 BATTERIES	824	1,634	1,195	2,500	3,200
6253 BRAKES	2,432	1,027	2,812	2,500	2,500
6255 TIRES	7,732	7,979	9,449	10,500	11,000
6257 OTHER VEHICLE PARTS	19,907	7,903	15,726	13,000	14,000
6259 BUILDING MAINT/REPAIR SUPPLIES	250	48	-	250	200
6266 SCBA-PARTS	-	4,357	3,529	4,500	4,500
6271 SIGN REPAIR MATERIALS	839	750	-	3,500	3,500
6275 OTHER EQUIPMENT PARTS	2,686	3,096	2,271	6,500	6,500
<b>TOTAL REPAIR AND MAINTENANCE SUPPLIES</b>	<b>34,670</b>	<b>26,794</b>	<b>34,982</b>	<b>43,250</b>	<b>45,400</b>
<b>SMALL TOOLS AND MINOR EQUIPMENT</b>					
6281 SMALL TOOLS & MINOR EQUIPMENT	18,507	11,833	17,290	39,850	44,250
<b>TOTAL SMALL TOOLS AND MINOR EQUIPMENT</b>	<b>18,507</b>	<b>11,833</b>	<b>17,290</b>	<b>39,850</b>	<b>44,250</b>
<b>MERCHANDISE FOR RESALE</b>					
6291 CULVERTS, SIGNS, STREET SUPPLY	26	-	-	250	100
<b>TOTAL MERCHANDISE FOR RESALE</b>	<b>26</b>	<b>-</b>	<b>-</b>	<b>250</b>	<b>100</b>
<b>Total SUPPLIES</b>	<b>264,832</b>	<b>230,591</b>	<b>299,094</b>	<b>326,400</b>	<b>317,850</b>

City of Ramsey 2013 Requested General Fund Budget

GENERAL FUND 101 - GENERAL GOVERNMENT

**PUBLIC SAFETY 211-280**

2009 Actual 2010 Actual 2011 Actual 2012 Adopted 2013 Requested

<b>OTHER SERVICES &amp; CHARGES</b>						
<b>PROFESSIONAL SERVICES</b>						
6302	AUDITING & ACCOUNTING SERVICES	3,160	3,250	3,250	3,600	3,600
6305	MEDICAL/PSYCHOLOGICAL FEES	2,927	4,800	5,805	250	-
6315	MISCELLANEOUS PROFESSIONAL SER	26,277	53,202	98,004	78,000	118,000
<b>TOTAL PROFESSIONAL SERVICES</b>		<b>32,365</b>	<b>61,252</b>	<b>107,059</b>	<b>81,850</b>	<b>121,600</b>
<b>COMMUNICATION</b>						
6321	TELEPHONE	6,614	5,172	4,754	4,830	4,850
6322	POSTAGE	3,312	1,926	2,155	3,900	3,300
6323	CELLULAR PHONES	14,478	15,186	14,466	16,600	16,000
6325	LONG DISTANCE CHARGES	27	-	-	-	-
<b>TOTAL COMMUNICATION</b>		<b>24,431</b>	<b>22,284</b>	<b>21,375</b>	<b>25,330</b>	<b>24,150</b>
<b>EMPLOYEE REIMBURSEMENTS</b>						
6331	TRAVEL & LODGING	2,404	4,079	4,924	3,900	3,950
6334	MILEAGE REIMBURSEMENT	1,216	519	708	1,100	1,150
6335	TRAINING	38,098	40,136	43,047	39,600	40,000
<b>TOTAL EMPLOYEE REIMBURSEMENTS</b>		<b>41,719</b>	<b>44,734</b>	<b>48,680</b>	<b>44,600</b>	<b>45,100</b>
<b>INSURANCE</b>						
6361	GENERAL LIABILITY/PROPERTY INS	46,422	44,732	46,310	53,100	53,300
<b>TOTAL INSURANCE</b>		<b>46,422</b>	<b>44,732</b>	<b>46,310</b>	<b>53,100</b>	<b>53,300</b>
<b>UTILITIES</b>						
6371	ELECTRIC UTILITIES	27,911	25,709	24,211	29,600	26,200
6372	WATER/IRRIGATION	81	74	81	100	100
6373	GAS	12,375	10,578	11,216	14,900	15,000
6374	REFUSE/RECYCLING	640	697	627	700	700
<b>TOTAL UTILITIES</b>		<b>41,007</b>	<b>37,058</b>	<b>36,135</b>	<b>45,300</b>	<b>42,000</b>
<b>REPAIRS AND MAINTENANCE - LABOR</b>						
6382	MACHINERY & EQUIPMENT REPAIR	6,293	4,571	2,864	12,700	12,500
6383	OFFICE EQUIPMENT REPAIR	65	-	-	700	700
6386	BRAKE REPAIR	-	-	-	1,000	1,000
6387	TIRE MOUNTING & BALANCING	-	-	-	100	100
6388	OTHER VEHICLE REPAIR	33,167	19,958	22,603	31,000	31,000
6389	TOWING SERVICES	-	-	(80)	500	3,500
<b>TOTAL REPAIRS AND MAINTENANCE - LABOR</b>		<b>39,525</b>	<b>24,529</b>	<b>25,387</b>	<b>46,000</b>	<b>48,800</b>
<b>REPAIRS AND MAINTENANCE - CONTRACTS</b>						
6405	OFFICE & DATA PROCESSING EQUIP	3,501	2,558	4,164	6,790	6,720
<b>TOTAL REPAIRS AND MAINTENANCE - CONTRACTS</b>		<b>3,501</b>	<b>2,558</b>	<b>4,164</b>	<b>6,790</b>	<b>6,720</b>
<b>RENTALS</b>						
6413	OFFICE EQUIPMENT RENTAL	4,049	1,689	4,529	4,700	5,000
6415	OTHER EQUIPMENT RENTAL	26,827	19,501	22,041	25,280	32,000
<b>TOTAL RENTALS</b>		<b>30,876</b>	<b>21,190</b>	<b>26,570</b>	<b>29,980</b>	<b>37,000</b>
<b>DUES, SUBSCRIPTIONS, AND REGISTRATION FEES</b>						
6451	MEMBERSHIP DUES	4,172	4,688	4,267	3,245	4,700
6452	SUBSCRIPTIONS	80	810	53	250	250
<b>TOTAL DUES, SUBSCRIPTIONS, AND REGISTRATION FEES</b>		<b>4,251</b>	<b>5,498</b>	<b>4,320</b>	<b>3,495</b>	<b>4,950</b>
<b>BOOKS AND PAMPHLETS</b>						
6471	BOOKS & PAMPHLETS	1,091	146	342	2,200	1,950
<b>TOTAL BOOKS AND PAMPHLETS</b>		<b>1,091</b>	<b>146</b>	<b>342</b>	<b>2,200</b>	<b>1,950</b>
<b>CONTRACTED SERVICES</b>						
6489	OTHER CONTRACTED SERVICES	18,952	16,286	30,081	24,000	28,000
<b>TOTAL CONTRACTED SERVICES</b>		<b>18,952</b>	<b>16,286</b>	<b>30,081</b>	<b>24,000</b>	<b>28,000</b>
<b>Total OTHER SERVICES &amp; CHARGES</b>		<b>284,140</b>	<b>280,267</b>	<b>350,424</b>	<b>362,645</b>	<b>413,570</b>
<b>CAPITAL OUTLAY</b>						
<b>CAPITAL OUTLAY</b>						
6540	HEAVY MACHINERY	-	-	-	130,000	150,000
6550	MOTOR VEHICLES	82,556	89,628	126,678	94,600	102,000
6580	OTHER EQUIPMENT	32,427	8,490	-	6,000	-
<b>TOTAL CAPITAL OUTLAY</b>		<b>114,983</b>	<b>98,118</b>	<b>126,678</b>	<b>230,600</b>	<b>252,000</b>
<b>Total CAPITAL OUTLAY</b>		<b>114,983</b>	<b>98,118</b>	<b>126,678</b>	<b>230,600</b>	<b>252,000</b>

City of Ramsey 2013 Requested General Fund Budget

GENERAL FUND 101 - GENERAL GOVERNMENT

**PUBLIC SAFETY** 211-280

2009 Actual 2010 Actual 2011 Actual 2012 Adopted 2013 Requested

<b>DEBT SERVICE</b>					
<b>DEBT SERVICE</b>					
6603	OTHER L.T. OBLIGATION PRINCIPA	25,452	22,600	19,519	12,597
<b>TOTAL DEBT SERVICE</b>		<b>25,452</b>	<b>22,600</b>	<b>19,519</b>	<b>12,597</b>
<b>Total DEBT SERVICE</b>		<b>25,452</b>	<b>22,600</b>	<b>19,519</b>	<b>12,597</b>
<b>TOTAL EXPENDITURES &amp; OTHER FINANCING</b>		<b>4,085,589</b>	<b>3,883,322</b>	<b>4,032,810</b>	<b>4,194,796</b>

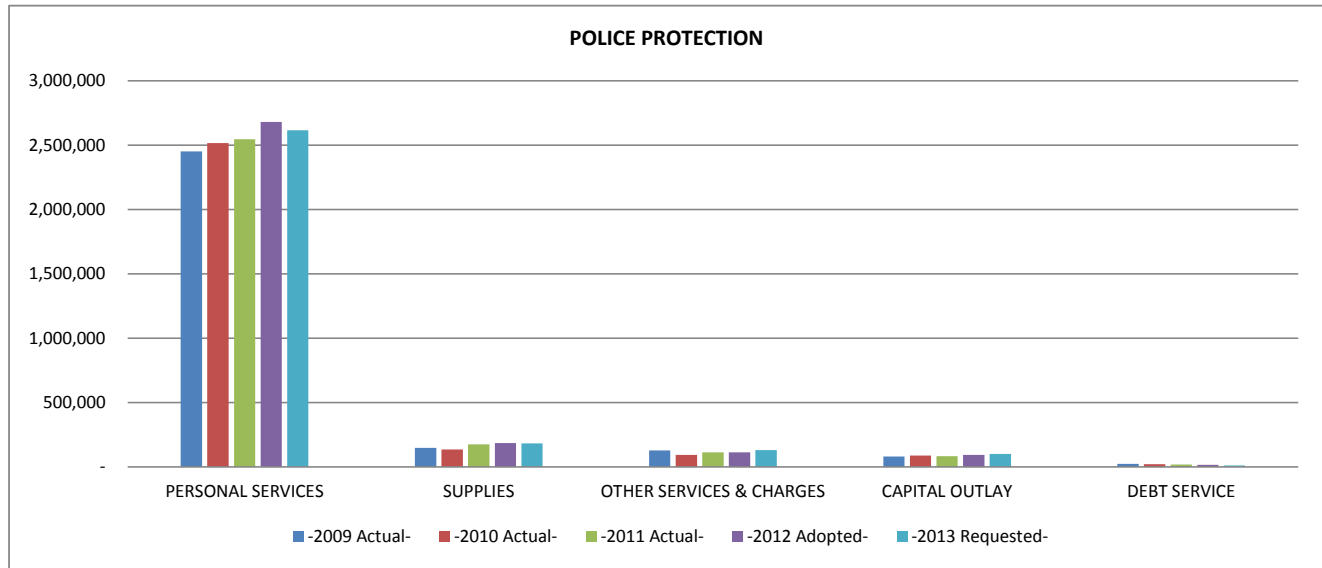
City of Ramsey 2013 Requested General Fund Budget

**GENERAL FUND 101 - GENERAL GOVERNMENT**  
 LINE ITEM DETAIL BY COST CENTER OR SUB-FUNCTION

**POLICE PROTECTION** **211**

**2009 Actual      2010 Actual      2011 Actual      2012 Adopted      2013 Requested**

<b>EXPENDITURE BY OBJECT SUMMARY</b>	<b>-2009 Actual-</b>	<b>-2010 Actual-</b>	<b>-2011 Actual-</b>	<b>-2012 Adopted-</b>	<b>-2013 Requested-</b>
PERSONAL SERVICES	2,453,512	2,517,827	2,546,376	2,680,625	2,617,987
SUPPLIES	149,868	135,925	175,116	184,750	183,900
OTHER SERVICES & CHARGES	128,361	94,270	114,348	114,700	130,500
CAPITAL OUTLAY	82,556	89,628	83,669	94,600	102,000
DEBT SERVICE	25,452	22,600	19,519	16,191	12,597
<b>TOTAL EXPENDITURE BY OBJECT</b>	<b>2,839,750</b>	<b>2,860,250</b>	<b>2,939,027</b>	<b>3,090,866</b>	<b>3,046,984</b>



City of Ramsey 2013 Requested General Fund Budget

GENERAL FUND 101 - GENERAL GOVERNMENT  
LINE ITEM DETAIL BY COST CENTER OR SUB-FUNCTION

**POLICE PROTECTION** **211**

**2009 Actual**      **2010 Actual**      **2011 Actual**      **2012 Adopted**      **2013 Requested**

<b>EXPENDITURE BY OBJECT RECAP ALL SUB-FUNCTIONS</b>		<b>-2009 Actual-</b>	<b>-2010 Actual-</b>	<b>-2011 Actual-</b>	<b>-2012 Adopted-</b>	<b>-2013 Requested-</b>
<b>PERSONAL SERVICES</b>						
<b>WAGES AND SALARIES</b>						
6102	F.T. REGULAR-WAGES & SALARIES	1,823,181	1,855,548	1,866,023	1,935,501	1,878,601
6103	FULL TIME-REGULAR-OVERTIME	68,195	81,856	64,578	75,000	75,000
6104	PART TIME-WAGES & SALARIES	41,326	41,281	43,387	57,405	45,670
<b>TOTAL WAGES AND SALARIES</b>		<b>1,932,701</b>	<b>1,978,685</b>	<b>1,973,988</b>	<b>2,067,906</b>	<b>1,999,271</b>
<b>OTHER GROSS EARNINGS</b>						
6108	SEVERANCE PAY	-	-	6,025	-	-
<b>TOTAL OTHER GROSS EARNINGS</b>		<b>-</b>	<b>-</b>	<b>6,025</b>	<b>-</b>	<b>-</b>
<b>EMPLOYER CONTRIBUTIONS</b>						
6121	PERA CONTRIBUTIONS	251,650	259,757	265,678	277,421	268,449
6122	FICA/MEDICARE CONTRIBUTIONS	39,854	40,308	40,552	44,748	42,125
6131	GROUP INSURANCE	179,292	193,760	216,153	239,825	254,640
6133	WORKERS COMP INSURANCE PREMIUM	50,015	45,317	43,981	50,725	53,502
<b>TOTAL EMPLOYER CONTRIBUTIONS</b>		<b>520,811</b>	<b>539,142</b>	<b>566,363</b>	<b>612,719</b>	<b>618,716</b>
<b>Total PERSONAL SERVICES</b>		<b>2,453,512</b>	<b>2,517,827</b>	<b>2,546,376</b>	<b>2,680,625</b>	<b>2,617,987</b>
<b>SUPPLIES</b>						
<b>OFFICE SUPPLIES</b>						
6204	STATIONERY, ENVELOPES & FORMS	1,687	2,096	2,088	1,800	1,800
6206	FILM, MICROFILM, TAPES, DISKS	665	414	693	1,000	1,000
6207	TRAINING SUPPLIES	2,359	2,760	3,214	3,000	3,000
6208	MISCELLANEOUS OFFICE SUPPLIES	3,496	3,684	4,063	4,200	4,000
<b>TOTAL OFFICE SUPPLIES</b>		<b>8,207</b>	<b>8,954</b>	<b>10,058</b>	<b>10,000</b>	<b>9,800</b>
<b>OPERATING SUPPLIES</b>						
6223	GASOLINE	55,962	63,015	82,330	85,000	80,000
6227	LUBRICANTS & ADDITIVES	904	452	1,135	1,200	1,200
6229	SHOP MATERIALS	616	470	735	700	700
6231	UNIFORMS & TURN-OUT GEAR	32,523	28,905	36,147	31,000	30,000
6233	BATTERIES	3,394	788	1,713	2,500	2,300
6235	AMMUNITION	5,342	5,909	7,077	7,000	7,000
6237	CRIME SCENE KIT MATERIALS	691	789	1,000	2,000	1,000
6239	FIRST AID SUPPLIES	1,881	2,909	3,854	2,500	2,500
6249	MISCELLANEOUS OPERATING SUPPLY	13,504	7,875	7,641	8,000	8,000
<b>TOTAL OPERATING SUPPLIES</b>		<b>114,816</b>	<b>111,112</b>	<b>141,633</b>	<b>139,900</b>	<b>132,700</b>
<b>REPAIR AND MAINTENANCE SUPPLIES</b>						
6251	BATTERIES	824	636	260	1,500	1,200
6253	BRAKES	2,432	1,027	2,812	2,500	2,500
6255	TIRES	7,732	7,979	9,449	9,500	10,000
6257	OTHER VEHICLE PARTS	7,665	5,735	6,958	6,000	6,000
6259	BUILDING MAINT/REPAIR SUPPLIES	250	48	-	250	200
6275	OTHER EQUIPMENT PARTS	1,327	434	383	500	500
<b>TOTAL REPAIR AND MAINTENANCE SUPPLIES</b>		<b>20,230</b>	<b>15,859</b>	<b>19,863</b>	<b>20,250</b>	<b>20,400</b>
<b>SMALL TOOLS AND MINOR EQUIPMENT</b>						
6281	SMALL TOOLS & MINOR EQUIPMENT	6,615	-	3,562	14,600	21,000
<b>TOTAL SMALL TOOLS AND MINOR EQUIPMENT</b>		<b>6,615</b>	<b>-</b>	<b>3,562</b>	<b>14,600</b>	<b>21,000</b>
<b>Total SUPPLIES</b>		<b>149,868</b>	<b>135,925</b>	<b>175,116</b>	<b>184,750</b>	<b>183,900</b>
<b>OTHER SERVICES &amp; CHARGES</b>						
<b>PROFESSIONAL SERVICES</b>						
6305	MEDICAL/PSYCHOLOGICAL FEES	27	-	925	250	-
6315	MISCELLANEOUS PROFESSIONAL SER	26,277	2,453	2,594	3,000	3,000
<b>TOTAL PROFESSIONAL SERVICES</b>		<b>26,305</b>	<b>2,453</b>	<b>3,519</b>	<b>3,250</b>	<b>3,000</b>

City of Ramsey 2013 Requested General Fund Budget

**GENERAL FUND 101 - GENERAL GOVERNMENT**  
 LINE ITEM DETAIL BY COST CENTER OR SUB-FUNCTION

		<b>POLICE PROTECTION</b>					<b>211</b>
		<b>2009 Actual</b>	<b>2010 Actual</b>	<b>2011 Actual</b>	<b>2012 Adopted</b>	<b>2013 Requested</b>	
<b>COMMUNICATION</b>							
6321	TELEPHONE	3,369	2,852	2,623	2,500	2,500	
6322	POSTAGE	1,454	995	1,145	1,700	1,700	
6323	CELLULAR PHONES	7,062	7,691	7,296	7,800	7,800	
6325	LONG DISTANCE CHARGES	27	-	-	-	-	
<b>TOTAL COMMUNICATION</b>		<b>11,912</b>	<b>11,538</b>	<b>11,064</b>	<b>12,000</b>	<b>12,000</b>	
<b>EMPLOYEE REIMBURSEMENTS</b>							
6331	TRAVEL & LODGING	2,034	3,861	4,392	3,500	3,600	
6334	MILEAGE REIMBURSEMENT	666	519	503	800	800	
6335	TRAINING	13,064	16,170	22,216	15,600	17,000	
<b>TOTAL EMPLOYEE REIMBURSEMENTS</b>		<b>15,764</b>	<b>20,550</b>	<b>27,111</b>	<b>19,900</b>	<b>21,400</b>	
<b>INSURANCE</b>							
6361	GENERAL LIABILITY/PROPERTY INS	28,064	25,242	26,164	30,000	30,000	
<b>TOTAL INSURANCE</b>		<b>28,064</b>	<b>25,242</b>	<b>26,164</b>	<b>30,000</b>	<b>30,000</b>	
<b>REPAIRS AND MAINTENANCE - LABOR</b>							
6382	MACHINERY & EQUIPMENT REPAIR	145	193	48	700	500	
6383	OFFICE EQUIPMENT REPAIR	65	-	-	700	700	
6386	BRAKE REPAIR	-	-	-	1,000	1,000	
6387	TIRE MOUNTING & BALANCING	-	-	-	100	100	
6388	OTHER VEHICLE REPAIR	7,101	4,548	4,994	7,000	7,000	
6389	TOWING SERVICES	-	-	(80)	500	500	
<b>TOTAL REPAIRS AND MAINTENANCE - LABOR</b>		<b>7,311</b>	<b>4,741</b>	<b>4,961</b>	<b>10,000</b>	<b>9,800</b>	
<b>REPAIRS AND MAINTENANCE - CONTRACTS</b>							
6405	OFFICE & DATA PROCESSING EQUIP	3,252	2,558	3,307	4,870	4,800	
<b>TOTAL REPAIRS AND MAINTENANCE - CONTRACTS</b>		<b>3,252</b>	<b>2,558</b>	<b>3,307</b>	<b>4,870</b>	<b>4,800</b>	
<b>RENTALS</b>							
6413	OFFICE EQUIPMENT RENTAL	4,049	1,689	4,529	4,700	5,000	
6415	OTHER EQUIPMENT RENTAL	26,827	19,501	22,041	25,280	32,000	
<b>TOTAL RENTALS</b>		<b>30,876</b>	<b>21,190</b>	<b>26,570</b>	<b>29,980</b>	<b>37,000</b>	
<b>DUES, SUBSCRIPTIONS, AND REGISTRATION FEES</b>							
6451	MEMBERSHIP DUES	2,623	3,153	1,968	1,700	2,500	
<b>TOTAL DUES, SUBSCRIPTIONS, AND REGISTRATION FEES</b>		<b>2,623</b>	<b>3,153</b>	<b>1,968</b>	<b>1,700</b>	<b>2,500</b>	
<b>CONTRACTED SERVICES</b>							
6489	OTHER CONTRACTED SERVICES	2,256	2,845	9,684	3,000	10,000	
<b>TOTAL CONTRACTED SERVICES</b>		<b>2,256</b>	<b>2,845</b>	<b>9,684</b>	<b>3,000</b>	<b>10,000</b>	
<b>Total OTHER SERVICES &amp; CHARGES</b>		<b>128,361</b>	<b>94,270</b>	<b>114,348</b>	<b>114,700</b>	<b>130,500</b>	
<b>CAPITAL OUTLAY</b>							
<b>CAPITAL OUTLAY</b>							
6550	MOTOR VEHICLES	82,556	89,628	83,669	94,600	102,000	
<b>TOTAL CAPITAL OUTLAY</b>		<b>82,556</b>	<b>89,628</b>	<b>83,669</b>	<b>94,600</b>	<b>102,000</b>	
<b>Total CAPITAL OUTLAY</b>		<b>82,556</b>	<b>89,628</b>	<b>83,669</b>	<b>94,600</b>	<b>102,000</b>	
<b>DEBT SERVICE</b>							
<b>DEBT SERVICE</b>							
6603	OTHER L.T. OBLIGATION PRINCIPA	25,452	22,600	19,519	16,191	12,597	
<b>TOTAL DEBT SERVICE</b>		<b>25,452</b>	<b>22,600</b>	<b>19,519</b>	<b>16,191</b>	<b>12,597</b>	
<b>Total DEBT SERVICE</b>		<b>25,452</b>	<b>22,600</b>	<b>19,519</b>	<b>16,191</b>	<b>12,597</b>	
<b>TOTAL EXPENDITURES &amp; OTHER FINANCING</b>		<b>2,839,750</b>	<b>2,860,250</b>	<b>2,939,027</b>	<b>3,090,866</b>	<b>3,046,984</b>	

City of Ramsey 2013 Requested General Fund Budget

**GENERAL FUND 101 - GENERAL GOVERNMENT**

LINE ITEM DETAIL BY COST CENTER OR SUB-FUNCTION

**POLICE PROTECTION 211**

**2009 Actual 2010 Actual 2011 Actual 2012 Adopted 2013 Requested**

	2009 Actual	2010 Actual	2011 Actual	2012 Adopted	2013 Requested
<b>PERSONNEL COMPLEMENT</b>					
Police Chief	1.00	1.00	1.00	1.00	1.00
Captain	1.00	1.00	1.00	1.00	1.00
Lieutenant	-	1.00	1.00	1.00	1.00
Sergeant	5.00	4.00	4.00	4.00	4.00
Patrol Officer	16.00	16.00	16.00	16.00	16.00
Community Service Officer	1.00	1.00	1.00	1.00	1.00
Crime Prevention Specialist	1.00	1.00	1.00	1.00	-
Clerical/Support Personnel	3.00	3.00	3.00	3.00	3.00
Code Enforcement Intern	-	-	-	0.50	0.50
Police Total	28.00	28.00	28.00	28.50	27.50

**6281 Small Tools and Minor Equipment**

Equipment for Vehicles (Not Squads)	-	-	-	9,300	12,000
Computer Replacement (3 Laptops)	-	-	-	4,800	6,000
Misc	-	-	3,562	500	3,000
	6,615	-	3,562	14,600	21,000

**6335 Training**

St. Cloud Driving School					
First Responder Course (initial and refresher)					
County Shoots					
County Attorney Updates					
Officer Post requirements					
Other miscellaneous seminars and training.					
	13,064	16,170	22,216	15,600	17,000

**6415 Other Equipment**

MC quarterly charges/Visions Mobile Dispatch CDPD.					
800 MHz Radio					
Intertec CJDN Access					
GPS Wireless modem					
Crabtree/Netmotion/CDPG					
	26,827	19,501	22,041	25,280	32,000

**6451 Dues**

MCPA - MN Chief - Local					
Post Board					
Anoka County Chiefs Association					
P.O.S.T License Renewals					
	2,623	3,153	1,968	1,700	2,500

**6489 Other Contracted Services**

Alarm Monitoring					
Pawn Shop Transactions					
Citywide Hazmat Disposal & OSHA regulation					
Misc.					
	2,256	2,845	9,684	3,000	10,000

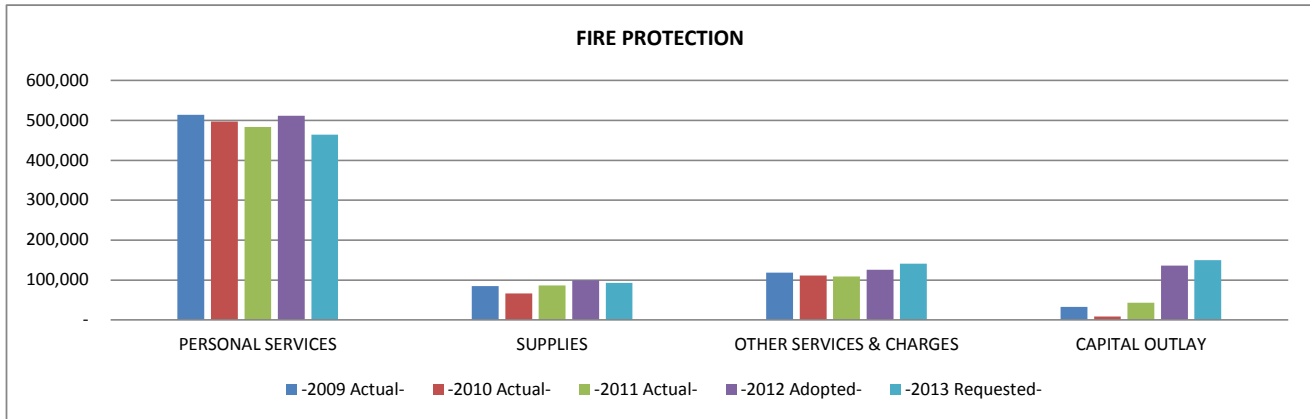
City of Ramsey 2013 Requested General Fund Budget

GENERAL FUND 101 - GENERAL GOVERNMENT  
 LINE ITEM DETAIL BY COST CENTER OR SUB-FUNCTION

**FIRE PROTECTION** **220**

**2009 Actual**    **2010 Actual**    **2011 Actual**    **2012 Adopted**    **2013 Requested**

EXPENDITURE BY OBJECT SUMMARY	-2009 Actual-	-2010 Actual-	-2011 Actual-	-2012 Adopted-	-2013 Requested-
PERSONAL SERVICES	513,933	497,048	483,402	511,556	464,367
SUPPLIES	84,658	66,803	86,382	99,450	92,650
OTHER SERVICES & CHARGES	118,264	111,447	108,637	125,650	141,420
CAPITAL OUTLAY	32,427	8,490	43,010	136,000	150,000
<b>TOTAL EXPENDITURE BY OBJECT</b>	<b>749,282</b>	<b>683,788</b>	<b>721,431</b>	<b>872,656</b>	<b>848,437</b>



City of Ramsey 2013 Requested General Fund Budget

GENERAL FUND 101 - GENERAL GOVERNMENT  
LINE ITEM DETAIL BY COST CENTER OR SUB-FUNCTION

**FIRE PROTECTION** **220**

**2009 Actual      2010 Actual      2011 Actual      2012 Adopted      2013 Requested**

<b>EXPENDITURE BY OBJECT RECAP ALL SUB-FUNCTIONS</b>	<b>-2009 Actual-</b>	<b>-2010 Actual-</b>	<b>-2011 Actual-</b>	<b>-2012 Adopted-</b>	<b>-2013 Requested-</b>
<b>PERSONAL SERVICES</b>					
<b>WAGES AND SALARIES</b>					
6102 F.T. REGULAR-WAGES & SALARIES	202,071	206,890	210,324	221,864	177,089
6103 FULL TIME-REGULAR-OVERTIME	30	99	99	-	-
6104 PART TIME-WAGES & SALARIES	226,021	206,228	190,437	193,973	201,500
<b>TOTAL WAGES AND SALARIES</b>	<b>428,123</b>	<b>413,217</b>	<b>400,860</b>	<b>415,837</b>	<b>378,589</b>
<b>OTHER GROSS EARNINGS</b>					
6108 SEVERANCE PAY	2,145	-	-	-	-
<b>TOTAL OTHER GROSS EARNINGS</b>	<b>2,145</b>	<b>-</b>	<b>-</b>	<b>-</b>	<b>-</b>
<b>EMPLOYER CONTRIBUTIONS</b>					
6121 PERA CONTRIBUTIONS	25,076	25,811	27,005	28,232	25,114
6122 FICA/MEDICARE CONTRIBUTIONS	21,128	20,173	18,631	24,252	18,368
6131 GROUP INSURANCE	16,226	17,448	19,571	20,470	19,104
6132 DISABILITY INSURANCE	1,179	1,284	1,284	1,300	1,300
6133 WORKERS COMP INSURANCE PREMIUM	20,056	19,115	16,050	21,465	21,892
<b>TOTAL EMPLOYER CONTRIBUTIONS</b>	<b>83,665</b>	<b>83,831</b>	<b>82,542</b>	<b>95,719</b>	<b>85,778</b>
<b>Total PERSONAL SERVICES</b>	<b>513,933</b>	<b>497,048</b>	<b>483,402</b>	<b>511,556</b>	<b>464,367</b>
<b>SUPPLIES</b>					
<b>OFFICE SUPPLIES</b>					
6206 FILM, MICROFILM, TAPES, DISKS	79	-	-	150	150
6208 MISCELLANEOUS OFFICE SUPPLIES	1,890	988	675	2,000	1,000
<b>TOTAL OFFICE SUPPLIES</b>	<b>1,969</b>	<b>988</b>	<b>675</b>	<b>2,150</b>	<b>1,150</b>
<b>OPERATING SUPPLIES</b>					
6223 GASOLINE	9,225	10,068	13,691	13,300	13,000
6225 DIESEL FUEL	3,328	3,284	4,587	8,000	7,000
6231 UNIFORMS & TURN-OUT GEAR	22,306	11,555	22,477	16,000	13,000
6233 BATTERIES	475	214	-	1,000	500
6239 FIRST AID SUPPLIES	979	1,961	825	1,500	1,500
6241 COMMUNITY POLICING SUPPLIES	5,000	-	-	-	-
6249 MISCELLANEOUS OPERATING SUPPLY	16,633	18,920	18,220	18,000	18,000
<b>TOTAL OPERATING SUPPLIES</b>	<b>57,947</b>	<b>46,002</b>	<b>59,799</b>	<b>57,800</b>	<b>53,000</b>
<b>REPAIR AND MAINTENANCE SUPPLIES</b>					
6255 TIRES	-	-	-	1,000	1,000
6257 OTHER VEHICLE PARTS	12,242	2,168	8,309	7,000	8,000
6266 SCBA-PARTS	-	4,357	3,529	4,500	4,500
6275 OTHER EQUIPMENT PARTS	845	1,484	342	2,000	2,000
<b>TOTAL REPAIR AND MAINTENANCE SUPPLIES</b>	<b>13,087</b>	<b>8,009</b>	<b>12,180</b>	<b>14,500</b>	<b>15,500</b>
<b>SMALL TOOLS AND MINOR EQUIPMENT</b>					
6281 SMALL TOOLS & MINOR EQUIPMENT	11,654	11,804	13,728	25,000	23,000
<b>TOTAL SMALL TOOLS AND MINOR EQUIPMENT</b>	<b>11,654</b>	<b>11,804</b>	<b>13,728</b>	<b>25,000</b>	<b>23,000</b>
<b>Total SUPPLIES</b>	<b>84,658</b>	<b>66,803</b>	<b>86,382</b>	<b>99,450</b>	<b>92,650</b>
<b>OTHER SERVICES &amp; CHARGES</b>					
<b>PROFESSIONAL SERVICES</b>					
6302 AUDITING & ACCOUNTING SERVICES	3,160	3,250	3,250	3,600	3,600
6305 MEDICAL/PSYCHOLOGICAL FEES	2,900	4,800	4,880	-	-
6315 MISCELLANEOUS PROFESSIONAL SER	-	-	-	-	15,000
<b>TOTAL PROFESSIONAL SERVICES</b>	<b>6,060</b>	<b>8,050</b>	<b>8,130</b>	<b>3,600</b>	<b>18,600</b>
<b>COMMUNICATION</b>					
6321 TELEPHONE	2,253	1,828	1,680	1,830	1,850
6322 POSTAGE	313	315	341	400	400
6323 CELLULAR PHONES	5,209	6,314	6,086	7,600	7,000
<b>TOTAL COMMUNICATION</b>	<b>7,776</b>	<b>8,457</b>	<b>8,106</b>	<b>9,830</b>	<b>9,250</b>
<b>EMPLOYEE REIMBURSEMENTS</b>					
6335 TRAINING	22,610	21,353	17,436	22,000	22,000
<b>TOTAL EMPLOYEE REIMBURSEMENTS</b>	<b>22,610</b>	<b>21,353</b>	<b>17,436</b>	<b>22,000</b>	<b>22,000</b>

City of Ramsey 2013 Requested General Fund Budget

GENERAL FUND 101 - GENERAL GOVERNMENT  
LINE ITEM DETAIL BY COST CENTER OR SUB-FUNCTION

		FIRE PROTECTION					220
		2009 Actual	2010 Actual	2011 Actual	2012 Adopted	2013 Requested	
<b>INSURANCE</b>							
6361	GENERAL LIABILITY/PROPERTY INS	13,894	17,015	17,619	20,000	20,000	
<b>TOTAL INSURANCE</b>		<b>13,894</b>	<b>17,015</b>	<b>17,619</b>	<b>20,000</b>	<b>20,000</b>	
<b>UTILITIES</b>							
6371	ELECTRIC UTILITIES	18,531	18,107	18,603	18,600	19,000	
6372	WATER/IRRIGATION	81	74	81	100	100	
6373	GAS	12,375	10,578	11,216	14,900	15,000	
6374	REFUSE/RECYCLING	640	697	627	700	700	
<b>TOTAL UTILITIES</b>		<b>31,628</b>	<b>29,456</b>	<b>30,527</b>	<b>34,300</b>	<b>34,800</b>	
<b>REPAIRS AND MAINTENANCE - LABOR</b>							
6388	OTHER VEHICLE REPAIR	26,066	15,410	17,609	24,000	24,000	
<b>TOTAL REPAIRS AND MAINTENANCE - LABOR</b>		<b>26,066</b>	<b>15,410</b>	<b>17,609</b>	<b>24,000</b>	<b>24,000</b>	
<b>REPAIRS AND MAINTENANCE - CONTRACTS</b>							
6405	OFFICE & DATA PROCESSING EQUIP	249	-	857	1,920	1,920	
<b>TOTAL REPAIRS AND MAINTENANCE - CONTRACTS</b>		<b>249</b>	<b>-</b>	<b>857</b>	<b>1,920</b>	<b>1,920</b>	
<b>DUES, SUBSCRIPTIONS, AND REGISTRATION FEES</b>							
6451	MEMBERSHIP DUES	1,079	1,340	1,660	1,000	1,600	
6452	SUBSCRIPTIONS	80	810	53	250	250	
<b>TOTAL DUES, SUBSCRIPTIONS, AND REGISTRATION FEES</b>		<b>1,159</b>	<b>2,150</b>	<b>1,713</b>	<b>1,250</b>	<b>1,850</b>	
<b>BOOKS AND PAMPHLETS</b>							
6471	BOOKS & PAMPHLETS	1,091	-	342	750	1,000	
<b>TOTAL BOOKS AND PAMPHLETS</b>		<b>1,091</b>	<b>-</b>	<b>342</b>	<b>750</b>	<b>1,000</b>	
<b>CONTRACTED SERVICES</b>							
6489	OTHER CONTRACTED SERVICES	7,731	9,556	6,299	8,000	8,000	
<b>TOTAL CONTRACTED SERVICES</b>		<b>7,731</b>	<b>9,556</b>	<b>6,299</b>	<b>8,000</b>	<b>8,000</b>	
<b>Total OTHER SERVICES &amp; CHARGES</b>		<b>118,264</b>	<b>111,447</b>	<b>108,637</b>	<b>125,650</b>	<b>141,420</b>	
<b>CAPITAL OUTLAY</b>							
<b>CAPITAL OUTLAY</b>							
6540	HEAVY MACHINERY	-	-	-	130,000	150,000	
6550	MOTOR VEHICLES	-	-	43,010	-	-	
6580	OTHER EQUIPMENT	32,427	8,490	-	6,000	-	
<b>TOTAL CAPITAL OUTLAY</b>		<b>32,427</b>	<b>8,490</b>	<b>43,010</b>	<b>136,000</b>	<b>150,000</b>	
<b>Total CAPITAL OUTLAY</b>		<b>32,427</b>	<b>8,490</b>	<b>43,010</b>	<b>136,000</b>	<b>150,000</b>	
<b>TOTAL EXPENDITURES &amp; OTHER FINANCING</b>		<b>749,282</b>	<b>683,788</b>	<b>721,431</b>	<b>872,656</b>	<b>848,437</b>	

City of Ramsey 2013 Requested General Fund Budget

**GENERAL FUND 101 - GENERAL GOVERNMENT**  
 LINE ITEM DETAIL BY COST CENTER OR SUB-FUNCTION

**FIRE PROTECTION** **220**

2009 Actual	2010 Actual	2011 Actual	2012 Adopted	2013 Requested
-------------	-------------	-------------	--------------	----------------

**PERSONNEL COMPLEMENT**

	2009 Actual	2010 Actual	2011 Actual	2012 Adopted	2013 Requested
Fire Chief	1.00	1.00	1.00	1.00	1.00
Fire Secretary	1.00	1.00	1.00	1.00	-
Fire Inspector	1.00	1.00	1.00	-	-
Fire Marshall	-	-	-	1.00	1.00
Firefighters	7.58	7.58	7.58	7.58	7.58
Fire Total	10.58	10.58	10.58	10.58	9.58

**6315 Miscellaneous Professional Service**

Consultant for joint fire service venture	-	-	-	-	15,000
	-	-	-	-	15,000

**6540 Heavy Machinery**

Tanker truck (less \$20,000 trade-in)	-	-	-	130,000	150,000
Two-year payment schedule	-	-	-	130,000	150,000

**6580 Other Equipment**

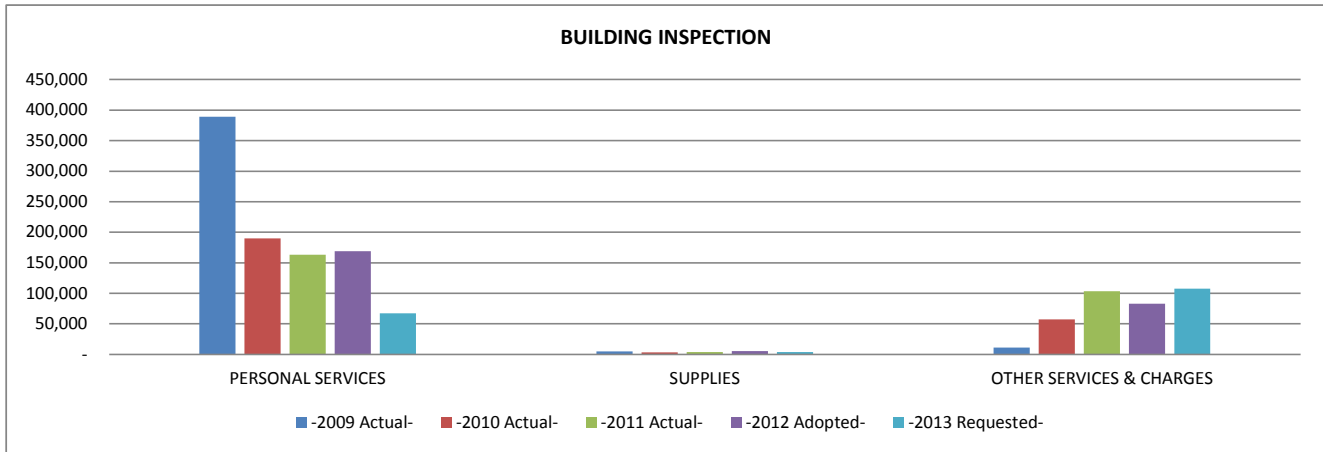
2012 Zodiac Rescue Boat				6,000	-
	32,427	8,490	-	6,000	-

City of Ramsey 2013 Requested General Fund Budget

**GENERAL FUND 101 - GENERAL GOVERNMENT**  
 LINE ITEM DETAIL BY COST CENTER OR SUB-FUNCTION

**BUILDING INSPECTION 240**

<b>EXPENDITURE BY OBJECT SUMMARY</b>	<b>-2009 Actual-</b>	<b>-2010 Actual-</b>	<b>-2011 Actual-</b>	<b>-2012 Adopted-</b>	<b>-2013 Requested-</b>
PERSONAL SERVICES	388,995	189,979	163,327	169,088	67,438
SUPPLIES	4,754	3,436	3,928	5,050	3,800
OTHER SERVICES & CHARGES	11,058	57,445	103,471	82,950	107,800
<b>TOTAL EXPENDITURE BY OBJECT</b>	<b>404,807</b>	<b>250,860</b>	<b>270,727</b>	<b>257,088</b>	<b>179,038</b>



City of Ramsey 2013 Requested General Fund Budget

GENERAL FUND 101 - GENERAL GOVERNMENT  
LINE ITEM DETAIL BY COST CENTER OR SUB-FUNCTION

**BUILDING INSPECTION** **240**

EXPENDITURE BY OBJECT RECAP ALL SUB-FUNCTIONS	-2009 Actual-	-2010 Actual-	-2011 Actual-	-2012 Adopted-	-2013 Requested-
<b>PERSONAL SERVICES</b>					
<b>WAGES AND SALARIES</b>					
6102 F.T. REGULAR-WAGES & SALARIES	306,073	132,922	127,806	131,050	50,666
TOTAL WAGES AND SALARIES	306,073	132,922	127,806	131,050	50,666
<b>OTHER GROSS EARNINGS</b>					
6108 SEVERANCE PAY	3,520	20,738	-	-	-
TOTAL OTHER GROSS EARNINGS	3,520	20,738	-	-	-
<b>EMPLOYER CONTRIBUTIONS</b>					
6121 PERA CONTRIBUTIONS	21,013	9,425	9,266	9,501	3,673
6122 FICA/MEDICARE CONTRIBUTIONS	23,013	10,810	9,677	10,675	3,876
6131 GROUP INSURANCE	34,217	14,154	16,062	16,990	8,820
6133 WORKERS COMP INSURANCE PREMIUM	1,160	1,930	516	872	403
TOTAL EMPLOYER CONTRIBUTIONS	79,403	36,319	35,521	38,038	16,772
<b>Total PERSONAL SERVICES</b>	<b>388,995</b>	<b>189,979</b>	<b>163,327</b>	<b>169,088</b>	<b>67,438</b>
<b>SUPPLIES</b>					
<b>OFFICE SUPPLIES</b>					
6204 STATIONERY, ENVELOPES & FORMS	624	300	460	1,000	500
6208 MISCELLANEOUS OFFICE SUPPLIES	295	276	184	750	300
TOTAL OFFICE SUPPLIES	919	576	644	1,750	800
<b>OPERATING SUPPLIES</b>					
6223 GASOLINE	2,526	2,193	2,553	2,000	2,000
6231 UNIFORMS & TURN-OUT GEAR	237	-	-	300	-
6249 MISCELLANEOUS OPERATING SUPPLY	938	667	272	1,000	1,000
TOTAL OPERATING SUPPLIES	3,700	2,860	2,826	3,300	3,000
<b>REPAIR AND MAINTENANCE SUPPLIES</b>					
6257 OTHER VEHICLE PARTS	-	-	459	-	-
TOTAL REPAIR AND MAINTENANCE SUPPLIES	-	-	459	-	-
<b>SMALL TOOLS AND MINOR EQUIPMENT</b>					
6281 SMALL TOOLS & MINOR EQUIPMENT	135	-	-	-	-
TOTAL SMALL TOOLS AND MINOR EQUIPMENT	135	-	-	-	-
<b>Total SUPPLIES</b>	<b>4,754</b>	<b>3,436</b>	<b>3,928</b>	<b>5,050</b>	<b>3,800</b>
<b>OTHER SERVICES &amp; CHARGES</b>					
<b>PROFESSIONAL SERVICES</b>					
6315 MISCELLANEOUS PROFESSIONAL SER	-	50,749	95,409	75,000	100,000
TOTAL PROFESSIONAL SERVICES	-	50,749	95,409	75,000	100,000
<b>COMMUNICATION</b>					
6321 TELEPHONE	992	492	452	500	500
6322 POSTAGE	1,216	501	586	1,000	1,000
6323 CELLULAR PHONES	2,123	1,181	1,084	1,200	1,200
TOTAL COMMUNICATION	4,331	2,174	2,122	2,700	2,700
<b>EMPLOYEE REIMBURSEMENTS</b>					
6331 TRAVEL & LODGING	15	-	-	-	-
6334 MILEAGE REIMBURSEMENT	445	-	205	300	350
6335 TRAINING	2,000	2,353	3,246	1,500	1,000
TOTAL EMPLOYEE REIMBURSEMENTS	2,460	2,353	3,451	1,800	1,350
<b>INSURANCE</b>					
6361 GENERAL LIABILITY/PROPERTY INS	3,842	1,873	1,945	2,200	2,500
TOTAL INSURANCE	3,842	1,873	1,945	2,200	2,500
<b>DUES, SUBSCRIPTIONS, AND REGISTRATION FEES</b>					
6451 MEMBERSHIP DUES	425	150	544	500	500
TOTAL DUES, SUBSCRIPTIONS, AND REGISTRATION FEES	425	150	544	500	500
<b>BOOKS AND PAMPHLETS</b>					
6471 BOOKS & PAMPHLETS	-	146	-	750	750
TOTAL BOOKS AND PAMPHLETS	-	146	-	750	750
<b>Total OTHER SERVICES &amp; CHARGES</b>	<b>11,058</b>	<b>57,445</b>	<b>103,471</b>	<b>82,950</b>	<b>107,800</b>
<b>TOTAL EXPENDITURES &amp; OTHER FINANCING</b>	<b>404,807</b>	<b>250,860</b>	<b>270,727</b>	<b>257,088</b>	<b>179,038</b>

City of Ramsey 2013 Requested General Fund Budget

**GENERAL FUND 101 - GENERAL GOVERNMENT**  
 LINE ITEM DETAIL BY COST CENTER OR SUB-FUNCTION

**BUILDING INSPECTION 240**

<b>PERSONNEL COMPLEMENT</b>	<b>2009 Actual</b>	<b>2010 Actual</b>	<b>2011 Actual</b>	<b>2012 Adopted</b>	<b>2013 Requested</b>
Building Official	1.00	1.00	1.00	1.00	-
Clerical	-	-	-	-	-
Permit Technician	1.00	1.00	1.00	1.00	1.00
Inspectors	1.00	1.00	-	-	-
Building Inspection Total	3.00	3.00	2.00	2.00	1.00

<b>6315 Miscellaneous Professional Services</b>	<b>2009 Actual</b>	<b>2010 Actual</b>	<b>2011 Actual</b>	<b>2012 Adopted</b>	<b>2013 Requested</b>
Electrical Inspection Contract	-	-	-	25,000	30,000
Building Inspection Contract	-	50,749	95,409	50,000	70,000
	-	50,749	95,409	75,000	100,000

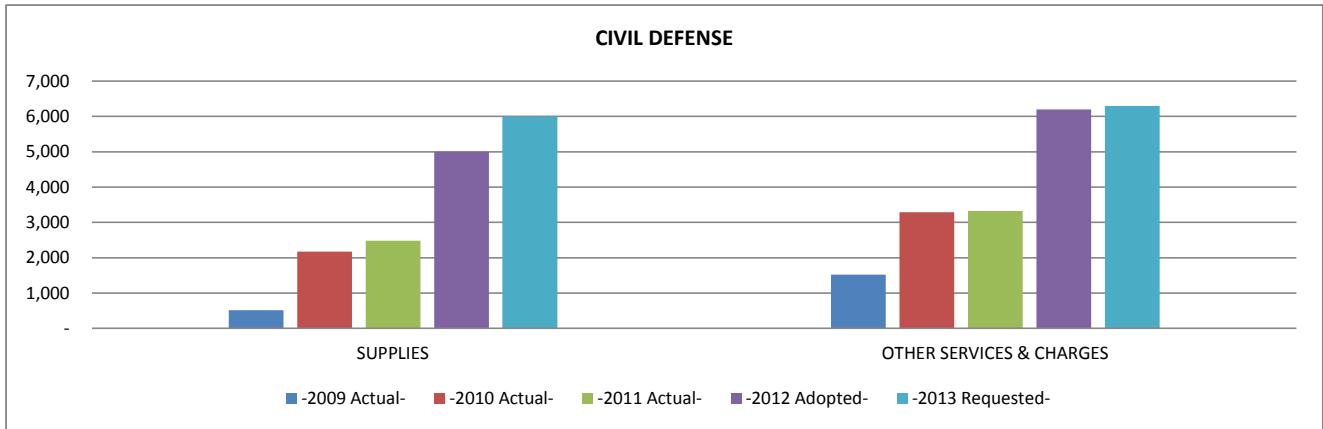
**THIS PAGE INTENTIONALLY LEFT BLANK**

City of Ramsey 2013 Requested General Fund Budget

GENERAL FUND 101 - GENERAL GOVERNMENT  
LINE ITEM DETAIL BY COST CENTER OR SUB-FUNCTION

**CIVIL DEFENSE** **250**

EXPENDITURE BY OBJECT SUMMARY	-2009 Actual-	-2010 Actual-	-2011 Actual-	-2012 Adopted-	-2013 Requested-
SUPPLIES	514	2,176	2,481	5,000	6,000
OTHER SERVICES & CHARGES	1,521	3,292	3,326	6,200	6,300
<b>TOTAL EXPENDITURE BY OBJECT</b>	<b>2,036</b>	<b>5,468</b>	<b>5,807</b>	<b>11,200</b>	<b>12,300</b>



EXPENDITURE BY OBJECT RECAP ALL SUB-FUNCTIONS	-2009 Actual-	-2010 Actual-	-2011 Actual-	-2012 Adopted-	-2013 Requested-
<b>SUPPLIES</b>					
<b>REPAIR AND MAINTENANCE SUPPLIES</b>					
6251 BATTERIES	-	998	935	1,000	2,000
6275 OTHER EQUIPMENT PARTS	514	1,178	1,545	4,000	4,000
<b>TOTAL REPAIR AND MAINTENANCE SUPPLIES</b>	<b>514</b>	<b>2,176</b>	<b>2,481</b>	<b>5,000</b>	<b>6,000</b>
<b>Total SUPPLIES</b>	<b>514</b>	<b>2,176</b>	<b>2,481</b>	<b>5,000</b>	<b>6,000</b>
<b>OTHER SERVICES &amp; CHARGES</b>					
<b>INSURANCE</b>					
6361 GENERAL LIABILITY/PROPERTY INS	16	63	39	200	100
<b>TOTAL INSURANCE</b>	<b>16</b>	<b>63</b>	<b>39</b>	<b>200</b>	<b>100</b>
<b>UTILITIES</b>					
6371 ELECTRIC UTILITIES	867	1,091	1,176	1,000	1,200
<b>TOTAL UTILITIES</b>	<b>867</b>	<b>1,091</b>	<b>1,176</b>	<b>1,000</b>	<b>1,200</b>
<b>REPAIRS AND MAINTENANCE - LABOR</b>					
6382 MACHINERY & EQUIPMENT REPAIR	638	2,138	2,110	5,000	5,000
<b>TOTAL REPAIRS AND MAINTENANCE - LABOR</b>	<b>638</b>	<b>2,138</b>	<b>2,110</b>	<b>5,000</b>	<b>5,000</b>
<b>Total OTHER SERVICES &amp; CHARGES</b>	<b>1,521</b>	<b>3,292</b>	<b>3,326</b>	<b>6,200</b>	<b>6,300</b>
<b>TOTAL EXPENDITURES &amp; OTHER FINANCING</b>	<b>2,036</b>	<b>5,468</b>	<b>5,807</b>	<b>11,200</b>	<b>12,300</b>

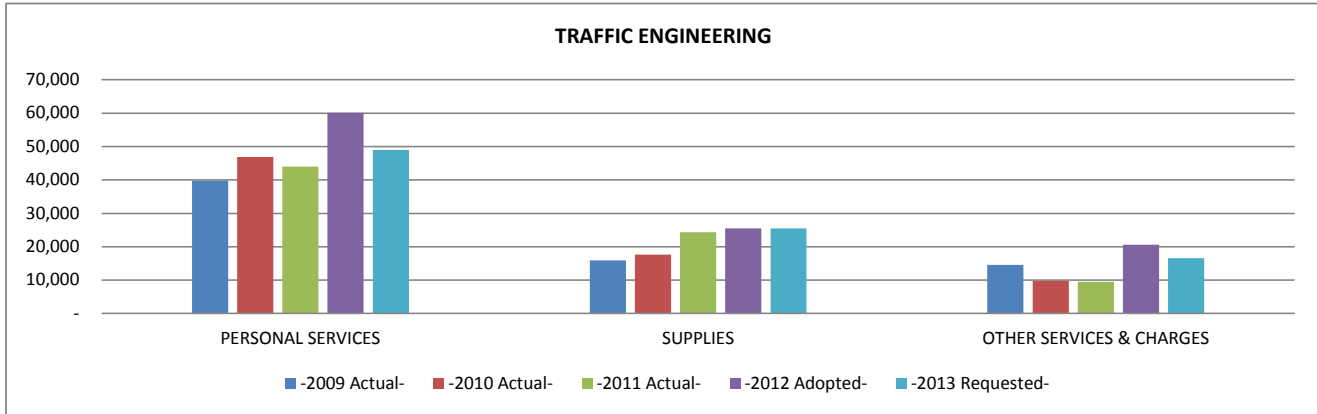
**THIS PAGE INTENTIONALLY LEFT BLANK**

City of Ramsey 2013 Requested General Fund Budget

**GENERAL FUND 101 - GENERAL GOVERNMENT**  
LINE ITEM DETAIL BY COST CENTER OR SUB-FUNCTION

**TRAFFIC ENGINEERING 260**

EXPENDITURE BY OBJECT SUMMARY	-2009 Actual-	-2010 Actual-	-2011 Actual-	-2012 Adopted-	-2013 Requested-
PERSONAL SERVICES	39,741	46,892	43,989	60,104	48,987
SUPPLIES	15,912	17,644	24,316	25,500	25,500
OTHER SERVICES & CHARGES	14,552	9,756	9,517	20,600	16,600
<b>TOTAL EXPENDITURE BY OBJECT</b>	<b>70,205</b>	<b>74,292</b>	<b>77,822</b>	<b>106,204</b>	<b>91,087</b>



EXPENDITURE BY OBJECT RECAP ALL SUB-FUNCTIONS	-2009 Actual-	-2010 Actual-	-2011 Actual-	-2012 Adopted-	-2013 Requested-
<b>PERSONAL SERVICES</b>					
<b>WAGES AND SALARIES</b>					
6102 F.T. REGULAR-WAGES & SALARIES	33,053	38,988	36,723	50,089	40,462
6105 TEMPORARY-WAGES & SALARIES	-	-	105	-	-
<b>TOTAL WAGES AND SALARIES</b>	<b>33,053</b>	<b>38,988</b>	<b>36,828</b>	<b>50,089</b>	<b>40,462</b>
<b>EMPLOYER CONTRIBUTIONS</b>					
6121 PERA CONTRIBUTIONS	2,252	2,724	2,530	3,632	2,934
6122 FICA/MEDICARE CONTRIBUTIONS	2,483	2,965	2,611	3,832	3,095
6133 WORKERS COMP INSURANCE PREMIUM	1,953	2,215	2,021	2,551	2,496
<b>TOTAL EMPLOYER CONTRIBUTIONS</b>	<b>6,688</b>	<b>7,904</b>	<b>7,161</b>	<b>10,015</b>	<b>8,525</b>
<b>Total PERSONAL SERVICES</b>	<b>39,741</b>	<b>46,892</b>	<b>43,989</b>	<b>60,104</b>	<b>48,987</b>
<b>SUPPLIES</b>					
<b>OPERATING SUPPLIES</b>					
6249 MISCELLANEOUS OPERATING SUPPLY	15,073	16,894	24,316	22,000	22,000
<b>TOTAL OPERATING SUPPLIES</b>	<b>15,073</b>	<b>16,894</b>	<b>24,316</b>	<b>22,000</b>	<b>22,000</b>
<b>REPAIR AND MAINTENANCE SUPPLIES</b>					
6271 SIGN REPAIR MATERIALS	839	750	-	3,500	3,500
<b>TOTAL REPAIR AND MAINTENANCE SUPPLIES</b>	<b>839</b>	<b>750</b>	<b>-</b>	<b>3,500</b>	<b>3,500</b>
<b>Total SUPPLIES</b>	<b>15,912</b>	<b>17,644</b>	<b>24,316</b>	<b>25,500</b>	<b>25,500</b>
<b>OTHER SERVICES &amp; CHARGES</b>					
<b>INSURANCE</b>					
6361 GENERAL LIABILITY/PROPERTY INS	530	505	495	600	600
<b>TOTAL INSURANCE</b>	<b>530</b>	<b>505</b>	<b>495</b>	<b>600</b>	<b>600</b>
<b>UTILITIES</b>					
6371 ELECTRIC UTILITIES	8,512	6,511	4,432	10,000	6,000
<b>TOTAL UTILITIES</b>	<b>8,512</b>	<b>6,511</b>	<b>4,432</b>	<b>10,000</b>	<b>6,000</b>
<b>REPAIRS AND MAINTENANCE - LABOR</b>					
6382 MACHINERY & EQUIPMENT REPAIR	5,510	2,240	707	7,000	7,000
6389 TOWING SERVICES	-	-	-	-	3,000
<b>TOTAL REPAIRS AND MAINTENANCE - LABOR</b>	<b>5,510</b>	<b>2,240</b>	<b>707</b>	<b>7,000</b>	<b>10,000</b>
<b>CONTRACTED SERVICES</b>					
6489 OTHER CONTRACTED SERVICES	-	500	3,884	3,000	-
<b>TOTAL CONTRACTED SERVICES</b>	<b>-</b>	<b>500</b>	<b>3,884</b>	<b>3,000</b>	<b>-</b>
<b>Total OTHER SERVICES &amp; CHARGES</b>	<b>14,552</b>	<b>9,756</b>	<b>9,517</b>	<b>20,600</b>	<b>16,600</b>
<b>TOTAL EXPENDITURES &amp; OTHER FINANCING</b>	<b>70,205</b>	<b>74,292</b>	<b>77,822</b>	<b>106,204</b>	<b>91,087</b>

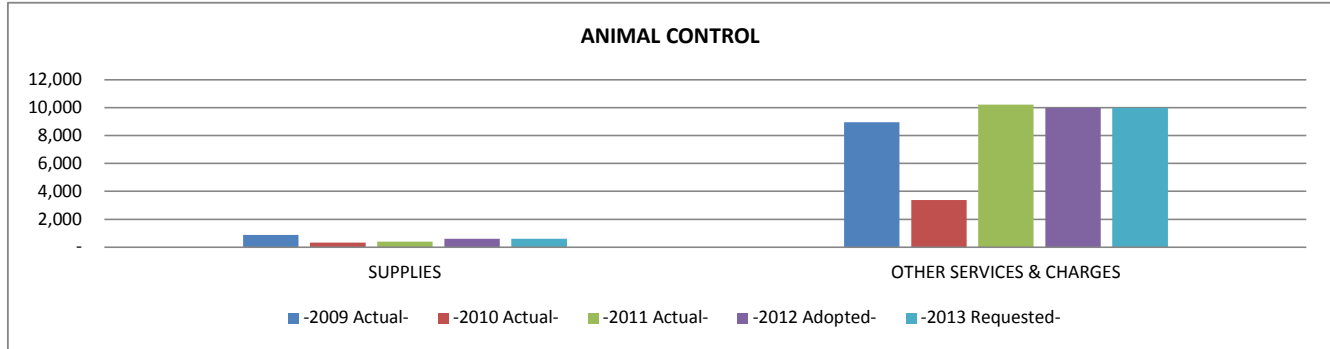
**THIS PAGE INTENTIONALLY LEFT BLANK**

City of Ramsey 2013 Requested General Fund Budget

**GENERAL FUND 101 - GENERAL GOVERNMENT**  
 LINE ITEM DETAIL BY COST CENTER OR SUB-FUNCTION

**ANIMAL CONTROL 270**

EXPENDITURE BY OBJECT SUMMARY	-2009 Actual-	-2010 Actual-	-2011 Actual-	-2012 Adopted-	-2013 Requested-
SUPPLIES	870	327	402	600	600
OTHER SERVICES & CHARGES	8,966	3,385	10,215	10,000	10,000
<b>TOTAL EXPENDITURE BY OBJECT</b>	<b>9,836</b>	<b>3,712</b>	<b>10,617</b>	<b>10,600</b>	<b>10,600</b>



EXPENDITURE BY OBJECT RECAP ALL SUB-FUNCTIONS	-2009 Actual-	-2010 Actual-	-2011 Actual-	-2012 Adopted-	-2013 Requested-
<b>SUPPLIES</b>					
<b>OPERATING SUPPLIES</b>					
6249 MISCELLANEOUS OPERATING SUPPLY	766	298	402	350	350
TOTAL OPERATING SUPPLIES	766	298	402	350	350
<b>SMALL TOOLS AND MINOR EQUIPMENT</b>					
6281 SMALL TOOLS & MINOR EQUIPMENT	103	29	-	250	250
TOTAL SMALL TOOLS AND MINOR EQUIPMENT	103	29	-	250	250
<b>Total SUPPLIES</b>	<b>870</b>	<b>327</b>	<b>402</b>	<b>600</b>	<b>600</b>
<b>OTHER SERVICES &amp; CHARGES</b>					
<b>CONTRACTED SERVICES</b>					
6489 OTHER CONTRACTED SERVICES	8,966	3,385	10,215	10,000	10,000
TOTAL CONTRACTED SERVICES	8,966	3,385	10,215	10,000	10,000
<b>Total OTHER SERVICES &amp; CHARGES</b>	<b>8,966</b>	<b>3,385</b>	<b>10,215</b>	<b>10,000</b>	<b>10,000</b>
<b>TOTAL EXPENDITURES &amp; OTHER FINANCING</b>	<b>9,836</b>	<b>3,712</b>	<b>10,617</b>	<b>10,600</b>	<b>10,600</b>

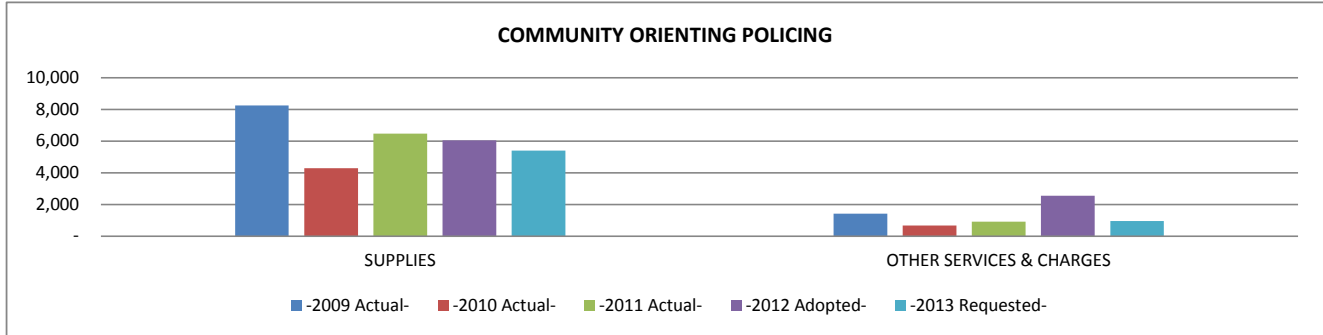
**THIS PAGE INTENTIONALLY LEFT BLANK**

City of Ramsey 2013 Requested General Fund Budget

GENERAL FUND 101 - GENERAL GOVERNMENT  
LINE ITEM DETAIL BY COST CENTER OR SUB-FUNCTION

**COMMUNITY ORIENTING POLICING** **280**

EXPENDITURE BY OBJECT SUMMARY	-2009 Actual-	-2010 Actual-	-2011 Actual-	-2012 Adopted-	-2013 Requested-
SUPPLIES	8,256	4,280	6,470	6,050	5,400
OTHER SERVICES & CHARGES	1,418	672	909	2,545	950
<b>TOTAL EXPENDITURE BY OBJECT</b>	<b>9,674</b>	<b>4,952</b>	<b>7,379</b>	<b>8,595</b>	<b>6,350</b>



EXPENDITURE BY OBJECT RECAP ALL SUB-FUNCTIONS	-2009 Actual-	-2010 Actual-	-2011 Actual-	-2012 Adopted-	-2013 Requested-
<b>SUPPLIES</b>					
<b>OFFICE SUPPLIES</b>					
6204 STATIONERY, ENVELOPES & FORMS	382	-	251	700	250
6206 FILM, MICROFILM, TAPES, DISKS	208	-	-	100	50
<b>TOTAL OFFICE SUPPLIES</b>	<b>590</b>	<b>-</b>	<b>251</b>	<b>800</b>	<b>300</b>
<b>OPERATING SUPPLIES</b>					
6241 COMMUNITY POLICING SUPPLIES	7,640	4,280	6,219	5,000	5,000
<b>TOTAL OPERATING SUPPLIES</b>	<b>7,640</b>	<b>4,280</b>	<b>6,219</b>	<b>5,000</b>	<b>5,000</b>
<b>MERCHANDISE FOR RESALE</b>					
6291 CULVERTS, SIGNS, STREET SUPPLY	26	-	-	250	100
<b>TOTAL MERCHANDISE FOR RESALE</b>	<b>26</b>	<b>-</b>	<b>-</b>	<b>250</b>	<b>100</b>
<b>Total SUPPLIES</b>	<b>8,256</b>	<b>4,280</b>	<b>6,470</b>	<b>6,050</b>	<b>5,400</b>
<b>OTHER SERVICES &amp; CHARGES</b>					
<b>COMMUNICATION</b>					
6322 POSTAGE	328	115	83	800	200
6323 CELLULAR PHONES	84	-	-	-	-
<b>TOTAL COMMUNICATION</b>	<b>412</b>	<b>115</b>	<b>83</b>	<b>800</b>	<b>200</b>
<b>EMPLOYEE REIMBURSEMENTS</b>					
6331 TRAVEL & LODGING	355	218	533	400	350
6334 MILEAGE REIMBURSEMENT	106	-	-	-	-
6335 TRAINING	425	260	150	500	-
<b>TOTAL EMPLOYEE REIMBURSEMENTS</b>	<b>885</b>	<b>478</b>	<b>683</b>	<b>900</b>	<b>350</b>
<b>INSURANCE</b>					
6361 GENERAL LIABILITY/PROPERTY INS	76	34	49	100	100
<b>TOTAL INSURANCE</b>	<b>76</b>	<b>34</b>	<b>49</b>	<b>100</b>	<b>100</b>
<b>DUES, SUBSCRIPTIONS, AND REGISTRATION FEES</b>					
6451 MEMBERSHIP DUES	45	45	95	45	100
<b>TOTAL DUES, SUBSCRIPTIONS, AND REGISTRATION FEES</b>	<b>45</b>	<b>45</b>	<b>95</b>	<b>45</b>	<b>100</b>
<b>BOOKS AND PAMPHLETS</b>					
6471 BOOKS & PAMPHLETS	-	-	-	700	200
<b>TOTAL BOOKS AND PAMPHLETS</b>	<b>-</b>	<b>-</b>	<b>-</b>	<b>700</b>	<b>200</b>
<b>Total OTHER SERVICES &amp; CHARGES</b>	<b>1,418</b>	<b>672</b>	<b>909</b>	<b>2,545</b>	<b>950</b>
<b>TOTAL EXPENDITURES &amp; OTHER FINANCING</b>	<b>9,674</b>	<b>4,952</b>	<b>7,379</b>	<b>8,595</b>	<b>6,350</b>

**THIS PAGE INTENTIONALLY LEFT BLANK**

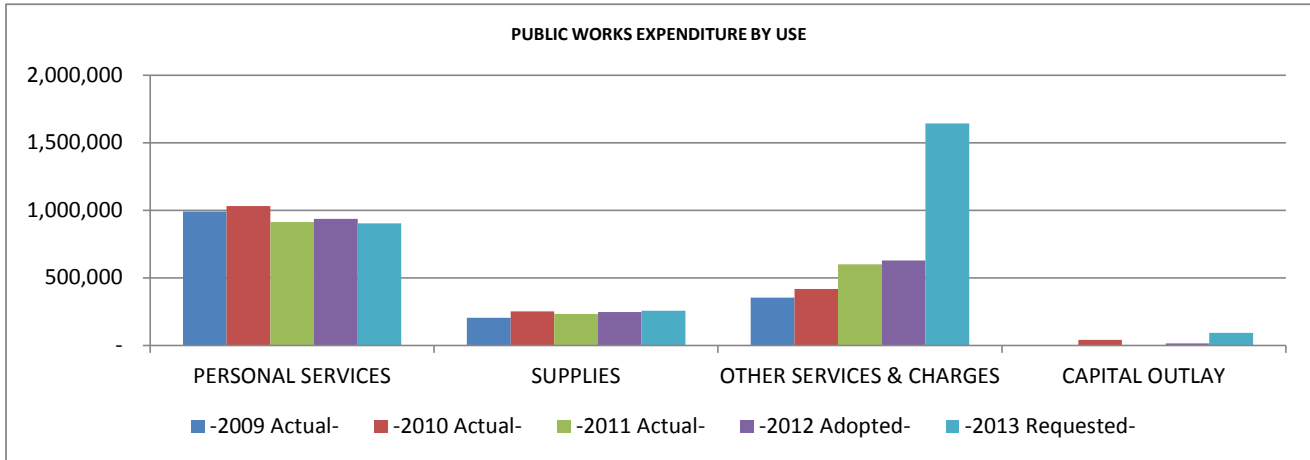
City of Ramsey 2013 Requested General Fund Budget

GENERAL FUND 101 - GENERAL GOVERNMENT

**PUBLIC WORKS 301-312**

2009 Actual      2010 Actual      2011 Actual      2012 Adopted      2013 Requested

EXPENDITURE BY OBJECT SUMMARY	-2009 Actual-	-2010 Actual-	-2011 Actual-	-2012 Adopted-	-2013 Requested-
PERSONAL SERVICES	990,476	1,032,622	912,672	936,924	903,618
SUPPLIES	203,398	250,866	232,849	247,500	256,600
OTHER SERVICES & CHARGES	352,865	418,491	600,681	629,450	1,643,850
CAPITAL OUTLAY	-	40,016	-	15,847	94,000
<b>TOTAL EXPENDITURE BY OBJECT</b>	<b>1,546,739</b>	<b>1,741,995</b>	<b>1,746,202</b>	<b>1,829,721</b>	<b>2,898,068</b>



City of Ramsey 2013 Requested General Fund Budget

GENERAL FUND 101 - GENERAL GOVERNMENT

**PUBLIC WORKS 301-312**

2009 Actual      2010 Actual      2011 Actual      2012 Adopted      2013 Requested

LINE ITEM DETAIL BY COST CENTER OR SUB-FUNCTION

EXPENDITURE BY OBJECT RECAP ALL SUB-FUNCTIONS	-2009 Actual-	-2010 Actual-	-2011 Actual-	-2012 Adopted-	-2013 Requested-
<b>PERSONAL SERVICES</b>					
<b>WAGES AND SALARIES</b>					
6102 F.T. REGULAR-WAGES & SALARIES	719,305	709,170	595,404	585,818	554,934
6103 FULL TIME-REGULAR-OVERTIME	25,903	41,014	36,300	33,000	36,000
6104 PART TIME-WAGES & SALARIES	162	-	93	-	-
6105 TEMPORARY-WAGES & SALARIES	7,674	1,947	30,833	42,250	21,875
<b>TOTAL WAGES AND SALARIES</b>	<b>753,044</b>	<b>752,131</b>	<b>662,630</b>	<b>661,068</b>	<b>612,809</b>
<b>OTHER GROSS EARNINGS</b>					
6108 SEVERANCE PAY	-	27,105	-	-	-
<b>TOTAL OTHER GROSS EARNINGS</b>	<b>-</b>	<b>27,105</b>	<b>-</b>	<b>-</b>	<b>-</b>
<b>EMPLOYER CONTRIBUTIONS</b>					
6121 PERA CONTRIBUTIONS	49,869	53,238	46,236	44,864	42,841
6122 FICA/MEDICARE CONTRIBUTIONS	52,335	52,630	46,841	50,573	51,031
6131 GROUP INSURANCE	109,222	122,057	134,602	150,942	170,556
6133 WORKERS COMP INSURANCE PREMIUM	26,005	25,461	22,363	29,477	26,381
<b>TOTAL EMPLOYER CONTRIBUTIONS</b>	<b>237,432</b>	<b>253,386</b>	<b>250,042</b>	<b>275,856</b>	<b>290,809</b>
<b>Total PERSONAL SERVICES</b>	<b>990,476</b>	<b>1,032,622</b>	<b>912,672</b>	<b>936,924</b>	<b>903,618</b>
<b>SUPPLIES</b>					
<b>OFFICE SUPPLIES</b>					
6205 DRAFTING SUPPLIES	49	514	-	1,000	1,000
6206 FILM, MICROFILM, TAPES, DISKS	539	-	-	-	-
6208 MISCELLANEOUS OFFICE SUPPLIES	2,706	654	1,474	4,000	3,500
<b>TOTAL OFFICE SUPPLIES</b>	<b>3,294</b>	<b>1,168</b>	<b>1,474</b>	<b>5,000</b>	<b>4,500</b>
<b>OPERATING SUPPLIES</b>					
6221 CLEANING SUPPLIES	-	-	-	200	200
6223 GASOLINE	8,189	9,262	16,328	15,000	14,500
6225 DIESEL FUEL	35,071	44,200	46,220	42,000	43,000
6227 LUBRICANTS & ADDITIVES	807	3,400	2,660	4,500	4,300
6229 SHOP MATERIALS	3,320	3,230	3,747	4,500	4,500
6231 UNIFORMS & TURN-OUT GEAR	1,885	2,354	2,261	2,500	3,000
6249 MISCELLANEOUS OPERATING SUPPLY	10,775	7,397	8,275	8,200	9,000
<b>TOTAL OPERATING SUPPLIES</b>	<b>60,048</b>	<b>69,843</b>	<b>79,490</b>	<b>76,900</b>	<b>78,500</b>
<b>REPAIR AND MAINTENANCE SUPPLIES</b>					
6257 OTHER VEHICLE PARTS	33,817	37,605	46,875	39,800	40,000
6259 BUILDING MAINT/REPAIR SUPPLIES	3,384	3,322	2,594	3,500	4,000
6261 SAND & GRAVEL	4,906	1,980	3,110	4,000	4,000
6263 SALT	79,013	109,785	71,413	78,000	84,000
6265 ASPHALT	6,302	7,136	15,862	15,000	15,000
6267 OTHER STREET MAINTENANCE SUPPL	2,724	2,608	5,155	4,800	5,000
6269 LANDSCAPE MATERIALS	3,012	6,019	3,554	8,000	8,000
6275 OTHER EQUIPMENT PARTS	292	-	-	1,000	1,000
<b>TOTAL REPAIR AND MAINTENANCE SUPPLIES</b>	<b>133,451</b>	<b>168,455</b>	<b>148,563</b>	<b>154,100</b>	<b>161,000</b>
<b>SMALL TOOLS AND MINOR EQUIPMENT</b>					
6281 SMALL TOOLS & MINOR EQUIPMENT	6,606	11,400	3,322	11,500	12,600
<b>TOTAL SMALL TOOLS AND MINOR EQUIPMENT</b>	<b>6,606</b>	<b>11,400</b>	<b>3,322</b>	<b>11,500</b>	<b>12,600</b>
<b>Total SUPPLIES</b>	<b>203,398</b>	<b>250,866</b>	<b>232,849</b>	<b>247,500</b>	<b>256,600</b>
<b>OTHER SERVICES &amp; CHARGES</b>					
<b>PROFESSIONAL SERVICES</b>					
6315 MISCELLANEOUS PROFESSIONAL SER	25,719	14,158	39,466	37,500	29,500
<b>TOTAL PROFESSIONAL SERVICES</b>	<b>25,719</b>	<b>14,158</b>	<b>39,466</b>	<b>37,500</b>	<b>29,500</b>
<b>COMMUNICATION</b>					
6321 TELEPHONE	2,320	2,438	1,623	2,300	2,400
6322 POSTAGE	906	960	490	1,100	1,100
6323 CELLULAR PHONES	6,920	6,063	7,542	7,500	7,500
<b>TOTAL COMMUNICATION</b>	<b>10,146</b>	<b>9,461</b>	<b>9,655</b>	<b>10,900</b>	<b>11,000</b>

City of Ramsey 2013 Requested General Fund Budget

GENERAL FUND 101 - GENERAL GOVERNMENT

		PUBLIC WORKS 301-312				
		2009 Actual	2010 Actual	2011 Actual	2012 Adopted	2013 Requested
<b>EMPLOYEE REIMBURSEMENTS</b>						
6331	TRAVEL & LODGING	-	-	37	1,000	1,000
6335	TRAINING	1,399	2,980	5,177	8,000	9,000
<b>TOTAL EMPLOYEE REIMBURSEMENTS</b>		<b>1,399</b>	<b>2,980</b>	<b>5,213</b>	<b>9,000</b>	<b>10,000</b>
<b>INSURANCE</b>						
6361	GENERAL LIABILITY/PROPERTY INS	24,718	27,111	28,206	27,000	31,500
<b>TOTAL INSURANCE</b>		<b>24,718</b>	<b>27,111</b>	<b>28,206</b>	<b>27,000</b>	<b>31,500</b>
<b>UTILITIES</b>						
6371	ELECTRIC UTILITIES	9,193	8,892	8,348	9,500	9,200
6372	WATER/IRRIGATION	456	531	450	500	500
6373	GAS	6,083	5,012	5,041	8,650	8,650
6374	REFUSE/RECYCLING	1,980	1,826	1,624	2,200	2,200
<b>TOTAL UTILITIES</b>		<b>17,713</b>	<b>16,261</b>	<b>15,463</b>	<b>20,850</b>	<b>20,550</b>
<b>REPAIRS AND MAINTENANCE - LABOR</b>						
6381	BUILDING & STRUCTURE REPAIR	4,833	6,737	12,006	7,000	7,000
6382	MACHINERY & EQUIPMENT REPAIR	510	(1,105)	316	1,000	2,000
6387	TIRE MOUNTING & BALANCING	465	399	60	400	400
6388	OTHER VEHICLE REPAIR	1,754	3,168	3,595	6,000	8,000
6389	TOWING SERVICES	-	-	-	4,500	-
<b>TOTAL REPAIRS AND MAINTENANCE - LABOR</b>		<b>7,561</b>	<b>9,199</b>	<b>15,977</b>	<b>18,900</b>	<b>17,400</b>
<b>REPAIRS AND MAINTENANCE - CONTRACTS</b>						
6404	MACHINERY & EQUIPMENT	1,210	1,211	1,208	1,500	1,500
6405	OFFICE & DATA PROCESSING EQUIP	-	-	-	-	3,500
<b>TOTAL REPAIRS AND MAINTENANCE - CONTRACTS</b>		<b>1,210</b>	<b>1,211</b>	<b>1,208</b>	<b>1,500</b>	<b>5,000</b>
<b>RENTALS</b>						
6415	OTHER EQUIPMENT RENTAL	3,028	3,279	4,700	2,300	7,100
6416	MACHINERY RENTAL	-	283	-	-	-
6417	UNIFORM RENTAL	4,011	3,981	3,464	4,000	4,500
<b>TOTAL RENTALS</b>		<b>7,040</b>	<b>7,543</b>	<b>8,164</b>	<b>6,300</b>	<b>11,600</b>
<b>DUES, SUBSCRIPTIONS, AND REGISTRATION FEES</b>						
6451	MEMBERSHIP DUES	1,037	1,645	996	2,500	2,000
<b>TOTAL DUES, SUBSCRIPTIONS, AND REGISTRATION FEES</b>		<b>1,037</b>	<b>1,645</b>	<b>996</b>	<b>2,500</b>	<b>2,000</b>
<b>BOOKS AND PAMPHLETS</b>						
6471	BOOKS & PAMPHLETS	54	-	-	500	300
<b>TOTAL BOOKS AND PAMPHLETS</b>		<b>54</b>	<b>-</b>	<b>-</b>	<b>500</b>	<b>300</b>
<b>CONTRACTED SERVICES</b>						
6488	STREET MAINTENANCE CONTRACT	251,923	326,247	475,709	494,500	1,500,000
6489	OTHER CONTRACTED SERVICES	4,345	2,675	625	-	5,000
<b>TOTAL CONTRACTED SERVICES</b>		<b>256,268</b>	<b>328,922</b>	<b>476,334</b>	<b>494,500</b>	<b>1,505,000</b>
<b>Total OTHER SERVICES &amp; CHARGES</b>		<b>352,865</b>	<b>418,491</b>	<b>600,681</b>	<b>629,450</b>	<b>1,643,850</b>
<b>CAPITAL OUTLAY</b>						
<b>CAPITAL OUTLAY</b>						
6540	HEAVY MACHINERY	-	40,016	-	-	49,000
6580	OTHER EQUIPMENT	-	-	-	15,847	45,000
<b>TOTAL CAPITAL OUTLAY</b>		<b>-</b>	<b>40,016</b>	<b>-</b>	<b>15,847</b>	<b>94,000</b>
<b>Total CAPITAL OUTLAY</b>		<b>-</b>	<b>40,016</b>	<b>-</b>	<b>15,847</b>	<b>94,000</b>
<b>TOTAL EXPENDITURES &amp; OTHER FINANCING</b>		<b>1,546,739</b>	<b>1,741,995</b>	<b>1,746,202</b>	<b>1,829,721</b>	<b>2,898,068</b>

**THIS PAGE INTENTIONALLY LEFT BLANK**

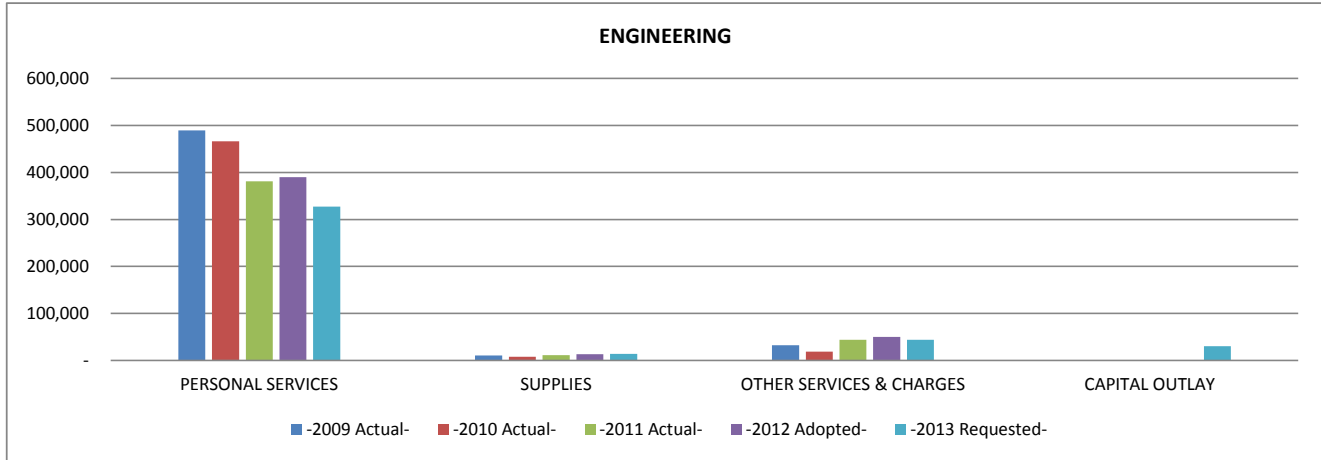
City of Ramsey 2013 Requested General Fund Budget

**GENERAL FUND 101 - GENERAL GOVERNMENT**  
 LINE ITEM DETAIL BY COST CENTER OR SUB-FUNCTION

**ENGINEERING 301**

**2009 Actual 2010 Actual 2011 Actual 2012 Adopted 2013 Requested**

<b>EXPENDITURE BY OBJECT SUMMARY</b>	<b>-2009 Actual-</b>	<b>-2010 Actual-</b>	<b>-2011 Actual-</b>	<b>-2012 Adopted-</b>	<b>-2013 Requested-</b>
PERSONAL SERVICES	489,751	466,516	380,975	390,227	327,528
SUPPLIES	10,734	8,008	11,025	13,300	14,100
OTHER SERVICES & CHARGES	32,001	18,572	43,596	50,300	43,600
CAPITAL OUTLAY	-	-	-	-	30,000
<b>TOTAL EXPENDITURE BY OBJECT</b>	<b>532,486</b>	<b>493,096</b>	<b>435,596</b>	<b>453,827</b>	<b>415,228</b>



City of Ramsey 2013 Requested General Fund Budget

**GENERAL FUND 101 - GENERAL GOVERNMENT**  
 LINE ITEM DETAIL BY COST CENTER OR SUB-FUNCTION

		ENGINEERING					301
		2009 Actual	2010 Actual	2011 Actual	2012 Adopted	2013 Requested	
EXPENDITURE BY OBJECT RECAP ALL SUB-FUNCTIONS		-2009 Actual-	-2010 Actual-	-2011 Actual-	-2012 Adopted-	-2013 Requested-	
<b>PERSONAL SERVICES</b>							
<b>WAGES AND SALARIES</b>							
6102	F.T. REGULAR-WAGES & SALARIES	360,979	311,745	234,760	240,899	183,772	
6103	FULL TIME-REGULAR-OVERTIME	14,166	18,435	19,777	18,000	18,000	
6105	TEMPORARY-WAGES & SALARIES	6,258	-	20,751	13,750	6,875	
<b>TOTAL WAGES AND SALARIES</b>		<b>381,403</b>	<b>330,180</b>	<b>275,288</b>	<b>272,649</b>	<b>208,647</b>	
<b>OTHER GROSS EARNINGS</b>							
6108	SEVERANCE PAY	-	27,105	-	-	-	
<b>TOTAL OTHER GROSS EARNINGS</b>		<b>-</b>	<b>27,105</b>	<b>-</b>	<b>-</b>	<b>-</b>	
<b>EMPLOYER CONTRIBUTIONS</b>							
6121	PERA CONTRIBUTIONS	24,786	23,192	18,455	18,770	14,629	
6122	FICA/MEDICARE CONTRIBUTIONS	25,620	21,339	18,096	20,858	16,049	
6131	GROUP INSURANCE	56,552	63,210	68,023	76,260	86,940	
6133	WORKERS COMP INSURANCE PREMIUM	1,391	1,490	1,112	1,690	1,263	
<b>TOTAL EMPLOYER CONTRIBUTIONS</b>		<b>108,348</b>	<b>109,231</b>	<b>105,687</b>	<b>117,578</b>	<b>118,881</b>	
<b>Total PERSONAL SERVICES</b>		<b>489,751</b>	<b>466,516</b>	<b>380,975</b>	<b>390,227</b>	<b>327,528</b>	
<b>SUPPLIES</b>							
<b>OFFICE SUPPLIES</b>							
6205	DRAFTING SUPPLIES	49	514	-	1,000	1,000	
6206	FILM, MICROFILM, TAPES, DISKS	539	-	-	-	-	
6208	MISCELLANEOUS OFFICE SUPPLIES	2,063	211	1,403	3,500	3,500	
<b>TOTAL OFFICE SUPPLIES</b>		<b>2,651</b>	<b>725</b>	<b>1,403</b>	<b>4,500</b>	<b>4,500</b>	
<b>OPERATING SUPPLIES</b>							
6223	GASOLINE	2,873	3,204	5,440	4,500	5,000	
6231	UNIFORMS & TURN-OUT GEAR	758	700	700	1,000	1,000	
6249	MISCELLANEOUS OPERATING SUPPLY	3,519	986	1,813	2,000	2,000	
<b>TOTAL OPERATING SUPPLIES</b>		<b>7,150</b>	<b>4,890</b>	<b>7,953</b>	<b>7,500</b>	<b>8,000</b>	
<b>REPAIR AND MAINTENANCE SUPPLIES</b>							
6257	OTHER VEHICLE PARTS	932	944	1,669	800	1,000	
<b>TOTAL REPAIR AND MAINTENANCE SUPPLIES</b>		<b>932</b>	<b>944</b>	<b>1,669</b>	<b>800</b>	<b>1,000</b>	
<b>SMALL TOOLS AND MINOR EQUIPMENT</b>							
6281	SMALL TOOLS & MINOR EQUIPMENT	-	1,449	-	500	600	
<b>TOTAL SMALL TOOLS AND MINOR EQUIPMENT</b>		<b>-</b>	<b>1,449</b>	<b>-</b>	<b>500</b>	<b>600</b>	
<b>Total SUPPLIES</b>		<b>10,734</b>	<b>8,008</b>	<b>11,025</b>	<b>13,300</b>	<b>14,100</b>	
<b>OTHER SERVICES &amp; CHARGES</b>							
<b>PROFESSIONAL SERVICES</b>							
6315	MISCELLANEOUS PROFESSIONAL SER	19,718	5,551	30,189	29,500	20,000	
<b>TOTAL PROFESSIONAL SERVICES</b>		<b>19,718</b>	<b>5,551</b>	<b>30,189</b>	<b>29,500</b>	<b>20,000</b>	
<b>COMMUNICATION</b>							
6321	TELEPHONE	1,047	1,363	633	1,300	1,300	
6322	POSTAGE	869	929	384	1,000	1,000	
6323	CELLULAR PHONES	3,876	3,104	4,046	4,000	4,000	
<b>TOTAL COMMUNICATION</b>		<b>5,792</b>	<b>5,396</b>	<b>5,062</b>	<b>6,300</b>	<b>6,300</b>	
<b>EMPLOYEE REIMBURSEMENTS</b>							
6331	TRAVEL & LODGING	-	-	37	1,000	1,000	
6335	TRAINING	819	2,379	3,669	6,500	6,500	
<b>TOTAL EMPLOYEE REIMBURSEMENTS</b>		<b>819</b>	<b>2,379</b>	<b>3,706</b>	<b>7,500</b>	<b>7,500</b>	
<b>INSURANCE</b>							
6361	GENERAL LIABILITY/PROPERTY INS	4,788	3,812	3,521	4,500	4,500	
<b>TOTAL INSURANCE</b>		<b>4,788</b>	<b>3,812</b>	<b>3,521</b>	<b>4,500</b>	<b>4,500</b>	
<b>REPAIRS AND MAINTENANCE - CONTRACTS</b>							
6405	OFFICE & DATA PROCESSING EQUIP	-	-	-	-	3,500	
<b>TOTAL REPAIRS AND MAINTENANCE - CONTRACTS</b>		<b>-</b>	<b>-</b>	<b>-</b>	<b>-</b>	<b>3,500</b>	

City of Ramsey 2013 Requested General Fund Budget

**GENERAL FUND 101 - GENERAL GOVERNMENT**

LINE ITEM DETAIL BY COST CENTER OR SUB-FUNCTION

		<b>ENGINEERING</b>					<b>301</b>
		<b>2009 Actual</b>	<b>2010 Actual</b>	<b>2011 Actual</b>	<b>2012 Adopted</b>	<b>2013 Requested</b>	
<b>DUES, SUBSCRIPTIONS, AND REGISTRATION FEES</b>							
6451	MEMBERSHIP DUES	831	1,434	679	2,000	1,500	
<b>TOTAL DUES, SUBSCRIPTIONS, AND REGISTRATION FEES</b>		<b>831</b>	<b>1,434</b>	<b>679</b>	<b>2,000</b>	<b>1,500</b>	
<b>BOOKS AND PAMPHLETS</b>							
6471	BOOKS & PAMPHLETS	54	-	-	500	300	
<b>TOTAL BOOKS AND PAMPHLETS</b>		<b>54</b>	<b>-</b>	<b>-</b>	<b>500</b>	<b>300</b>	
<b>CONTRACTED SERVICES</b>							
6489	OTHER CONTRACTED SERVICES	-	-	438	-	-	
<b>TOTAL CONTRACTED SERVICES</b>		<b>-</b>	<b>-</b>	<b>438</b>	<b>-</b>	<b>-</b>	
<b>Total OTHER SERVICES &amp; CHARGES</b>		<b>32,001</b>	<b>18,572</b>	<b>43,596</b>	<b>50,300</b>	<b>43,600</b>	
<b>CAPITAL OUTLAY</b>							
<b>CAPITAL OUTLAY</b>							
6580	OTHER EQUIPMENT	-	-	-	-	30,000	
<b>TOTAL CAPITAL OUTLAY</b>		<b>-</b>	<b>-</b>	<b>-</b>	<b>-</b>	<b>30,000</b>	
<b>Total CAPITAL OUTLAY</b>		<b>-</b>	<b>-</b>	<b>-</b>	<b>-</b>	<b>30,000</b>	
<b>TOTAL EXPENDITURES &amp; OTHER FINANCING</b>		<b>532,486</b>	<b>493,096</b>	<b>435,596</b>	<b>453,827</b>	<b>415,228</b>	

		<b>2009 Actual</b>	<b>2010 Actual</b>	<b>2011 Actual</b>	<b>2012 Adopted</b>	<b>2013 Requested</b>
<b>PERSONNEL COMPLEMENT</b>						
City Engineer		1.00	1.00	1.00	1.00	1.00
City Engineer/PW Director		1.00	1.00	1.00	1.00	-
PW Director		-	-	-	-	-
Assistant City Engineer		1.00	1.00	-	-	-
Engineering Tech IV		1.00	1.00	1.00	1.00	1.00
Engineering Tech II		1.00	1.00	1.00	1.00	1.00
Engineering Tech III		-	-	-	-	1.00
Civil Engineer II		1.00	1.00	1.00	1.00	1.00
Secretary		1.00	1.00	1.00	1.00	1.00
Intern		0.48	0.48	-	0.60	0.60
Public Works Total		<b>7.48</b>	<b>7.48</b>	<b>6.00</b>	<b>6.60</b>	<b>6.60</b>

**6580 - Other Equipment**

Scanner		-	-	-	-	20,000
Colored plotter/scanner		-	-	-	-	10,000
		<b>-</b>	<b>-</b>	<b>-</b>	<b>-</b>	<b>30,000</b>

**THIS PAGE INTENTIONALLY LEFT BLANK**

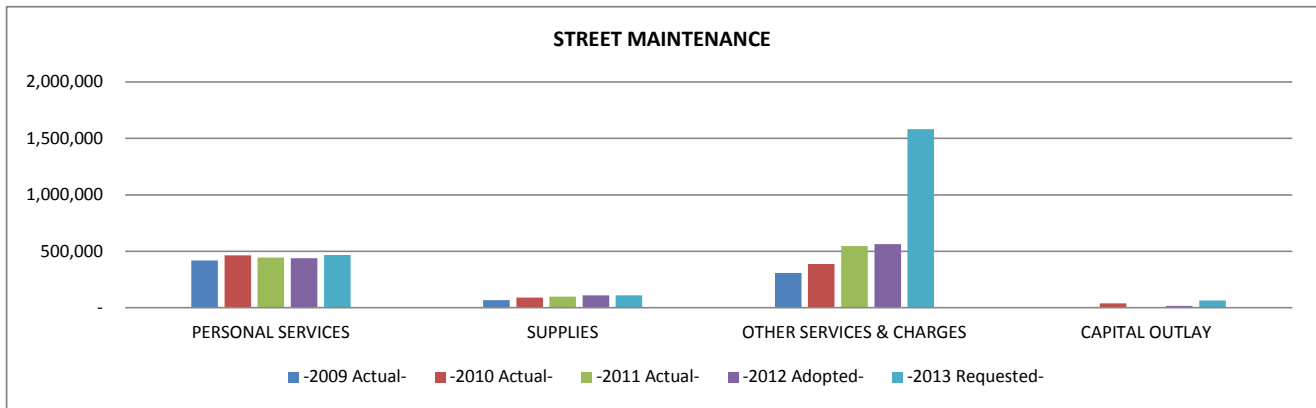
City of Ramsey 2013 Requested General Fund Budget

**GENERAL FUND 101 - GENERAL GOVERNMENT**  
 LINE ITEM DETAIL BY COST CENTER OR SUB-FUNCTION

**STREET MAINTENANCE 311**

**2009 Actual 2010 Actual 2011 Actual 2012 Adopted 2013 Requested**

<b>EXPENDITURE BY OBJECT SUMMARY</b>	<b>-2009 Actual-</b>	<b>-2010 Actual-</b>	<b>-2011 Actual-</b>	<b>-2012 Adopted-</b>	<b>-2013 Requested-</b>
PERSONAL SERVICES	419,270	463,781	444,589	439,332	467,262
SUPPLIES	68,607	91,266	100,204	110,200	109,500
OTHER SERVICES & CHARGES	309,748	389,091	548,134	564,150	1,583,250
CAPITAL OUTLAY	-	40,016	-	15,847	64,000
<b>TOTAL EXPENDITURE BY OBJECT</b>	<b>797,625</b>	<b>984,154</b>	<b>1,092,926</b>	<b>1,129,529</b>	<b>2,224,012</b>



City of Ramsey 2013 Requested General Fund Budget

GENERAL FUND 101 - GENERAL GOVERNMENT  
LINE ITEM DETAIL BY COST CENTER OR SUB-FUNCTION

		STREET MAINTENANCE					311
		2009 Actual	2010 Actual	2011 Actual	2012 Adopted	2013 Requested	
EXPENDITURE BY OBJECT RECAP ALL SUB-FUNCTIONS		-2009 Actual-	-2010 Actual-	-2011 Actual-	-2012 Adopted-	-2013 Requested-	
<b>PERSONAL SERVICES</b>							
<b>WAGES AND SALARIES</b>							
6102	F.T. REGULAR-WAGES & SALARIES	302,372	336,699	307,068	277,665	302,706	
6103	FULL TIME-REGULAR-OVERTIME	903	233	1,196	2,000	2,000	
6105	TEMPORARY-WAGES & SALARIES	-	66	7,739	20,500	10,000	
TOTAL WAGES AND SALARIES		303,275	336,998	316,003	300,165	314,706	
<b>EMPLOYER CONTRIBUTIONS</b>							
6121	PERA CONTRIBUTIONS	20,832	24,030	22,004	20,276	22,091	
6122	FICA/MEDICARE CONTRIBUTIONS	21,883	24,761	22,666	22,963	26,706	
6131	GROUP INSURANCE	52,671	58,847	66,579	74,682	83,616	
6133	WORKERS COMP INSURANCE PREMIUM	20,610	19,145	17,337	21,246	20,143	
TOTAL EMPLOYER CONTRIBUTIONS		115,995	126,783	128,586	139,167	152,556	
<b>Total PERSONAL SERVICES</b>		<b>419,270</b>	<b>463,781</b>	<b>444,589</b>	<b>439,332</b>	<b>467,262</b>	
<b>SUPPLIES</b>							
<b>OFFICE SUPPLIES</b>							
6208	MISCELLANEOUS OFFICE SUPPLIES	642	443	71	500	-	
TOTAL OFFICE SUPPLIES		642	443	71	500	-	
<b>OPERATING SUPPLIES</b>							
6221	CLEANING SUPPLIES	-	-	-	200	200	
6223	GASOLINE	5,316	5,070	7,670	7,000	7,000	
6225	DIESEL FUEL	15,212	27,158	29,480	24,000	24,000	
6227	LUBRICANTS & ADDITIVES	807	3,400	2,660	4,500	4,300	
6229	SHOP MATERIALS	3,131	3,225	3,355	4,000	4,000	
6231	UNIFORMS & TURN-OUT GEAR	1,127	1,654	1,561	1,500	2,000	
6249	MISCELLANEOUS OPERATING SUPPLY	7,256	6,411	6,463	6,200	7,000	
TOTAL OPERATING SUPPLIES		32,849	46,918	51,189	47,400	48,500	
<b>REPAIR AND MAINTENANCE SUPPLIES</b>							
6257	OTHER VEHICLE PARTS	14,573	16,441	20,394	20,000	17,000	
6259	BUILDING MAINT/REPAIR SUPPLIES	3,384	3,322	2,594	3,500	4,000	
6261	SAND & GRAVEL	370	20	1,110	2,000	2,000	
6265	ASPHALT	6,302	7,136	15,862	15,000	15,000	
6267	OTHER STREET MAINTENANCE SUPPL	576	1,016	2,109	1,800	2,000	
6269	LANDSCAPE MATERIALS	3,012	6,019	3,554	8,000	8,000	
6275	OTHER EQUIPMENT PARTS	292	-	-	1,000	1,000	
TOTAL REPAIR AND MAINTENANCE SUPPLIES		28,510	33,954	45,622	51,300	49,000	
<b>SMALL TOOLS AND MINOR EQUIPMENT</b>							
6281	SMALL TOOLS & MINOR EQUIPMENT	6,606	9,951	3,322	11,000	12,000	
TOTAL SMALL TOOLS AND MINOR EQUIPMENT		6,606	9,951	3,322	11,000	12,000	
<b>Total SUPPLIES</b>		<b>68,607</b>	<b>91,266</b>	<b>100,204</b>	<b>110,200</b>	<b>109,500</b>	
<b>OTHER SERVICES &amp; CHARGES</b>							
<b>PROFESSIONAL SERVICES</b>							
6315	MISCELLANEOUS PROFESSIONAL SER	6,001	8,607	9,278	8,000	9,500	
TOTAL PROFESSIONAL SERVICES		6,001	8,607	9,278	8,000	9,500	
<b>COMMUNICATION</b>							
6321	TELEPHONE	1,273	1,075	990	1,000	1,100	
6322	POSTAGE	37	31	106	100	100	
6323	CELLULAR PHONES	3,045	2,959	3,496	3,500	3,500	
TOTAL COMMUNICATION		4,354	4,065	4,592	4,600	4,700	
<b>EMPLOYEE REIMBURSEMENTS</b>							
6335	TRAINING	581	601	1,507	1,500	2,500	
TOTAL EMPLOYEE REIMBURSEMENTS		581	601	1,507	1,500	2,500	
<b>INSURANCE</b>							
6361	GENERAL LIABILITY/PROPERTY INS	14,098	16,901	18,141	16,000	20,000	
TOTAL INSURANCE		14,098	16,901	18,141	16,000	20,000	

City of Ramsey 2013 Requested General Fund Budget

**GENERAL FUND 101 - GENERAL GOVERNMENT**  
 LINE ITEM DETAIL BY COST CENTER OR SUB-FUNCTION

		<b>STREET MAINTENANCE</b>					<b>311</b>
		<b>2009 Actual</b>	<b>2010 Actual</b>	<b>2011 Actual</b>	<b>2012 Adopted</b>	<b>2013 Requested</b>	
<b>UTILITIES</b>							
6371	ELECTRIC UTILITIES	9,193	8,892	8,348	9,500	9,200	
6372	WATER/IRRIGATION	456	531	450	500	500	
6373	GAS	6,083	5,012	5,041	8,650	8,650	
6374	REFUSE/RECYCLING	1,980	1,826	1,624	2,200	2,200	
<b>TOTAL UTILITIES</b>		<b>17,713</b>	<b>16,261</b>	<b>15,463</b>	<b>20,850</b>	<b>20,550</b>	
<b>REPAIRS AND MAINTENANCE - LABOR</b>							
6381	BUILDING & STRUCTURE REPAIR	4,833	6,737	12,006	7,000	7,000	
6382	MACHINERY & EQUIPMENT REPAIR	510	(1,105)	316	1,000	2,000	
6387	TIRE MOUNTING & BALANCING	465	399	(167)	400	400	
6388	OTHER VEHICLE REPAIR	815	1,413	1,601	2,000	3,000	
<b>TOTAL REPAIRS AND MAINTENANCE - LABOR</b>		<b>6,622</b>	<b>7,444</b>	<b>13,756</b>	<b>10,400</b>	<b>12,400</b>	
<b>REPAIRS AND MAINTENANCE - CONTRACTS</b>							
6404	MACHINERY & EQUIPMENT	1,210	1,211	1,208	1,500	1,500	
<b>TOTAL REPAIRS AND MAINTENANCE - CONTRACTS</b>		<b>1,210</b>	<b>1,211</b>	<b>1,208</b>	<b>1,500</b>	<b>1,500</b>	
<b>RENTALS</b>							
6415	OTHER EQUIPMENT RENTAL	3,028	3,279	4,700	2,300	7,100	
6416	MACHINERY RENTAL	-	283	-	-	-	
6417	UNIFORM RENTAL	4,011	3,981	3,464	4,000	4,500	
<b>TOTAL RENTALS</b>		<b>7,040</b>	<b>7,543</b>	<b>8,164</b>	<b>6,300</b>	<b>11,600</b>	
<b>DUES, SUBSCRIPTIONS, AND REGISTRATION FEES</b>							
6451	MEMBERSHIP DUES	206	211	316	500	500	
<b>TOTAL DUES, SUBSCRIPTIONS, AND REGISTRATION FEES</b>		<b>206</b>	<b>211</b>	<b>316</b>	<b>500</b>	<b>500</b>	
<b>CONTRACTED SERVICES</b>							
6488	STREET MAINTENANCE CONTRACT	251,923	326,247	475,709	494,500	1,500,000	
<b>TOTAL CONTRACTED SERVICES</b>		<b>251,923</b>	<b>326,247</b>	<b>475,709</b>	<b>494,500</b>	<b>1,500,000</b>	
<b>Total OTHER SERVICES &amp; CHARGES</b>		<b>309,748</b>	<b>389,091</b>	<b>548,134</b>	<b>564,150</b>	<b>1,583,250</b>	
<b>CAPITAL OUTLAY</b>							
<b>CAPITAL OUTLAY</b>							
6540	HEAVY MACHINERY	-	40,016	-	-	49,000	
6580	OTHER EQUIPMENT	-	-	-	15,847	15,000	
<b>TOTAL CAPITAL OUTLAY</b>		<b>-</b>	<b>40,016</b>	<b>-</b>	<b>15,847</b>	<b>64,000</b>	
<b>Total CAPITAL OUTLAY</b>		<b>-</b>	<b>40,016</b>	<b>-</b>	<b>15,847</b>	<b>64,000</b>	
<b>TOTAL EXPENDITURES &amp; OTHER FINANCING</b>		<b>797,625</b>	<b>984,154</b>	<b>1,092,926</b>	<b>1,129,529</b>	<b>2,224,012</b>	

City of Ramsey 2013 Requested General Fund Budget

**GENERAL FUND 101 - GENERAL GOVERNMENT**

LINE ITEM DETAIL BY COST CENTER OR SUB-FUNCTION

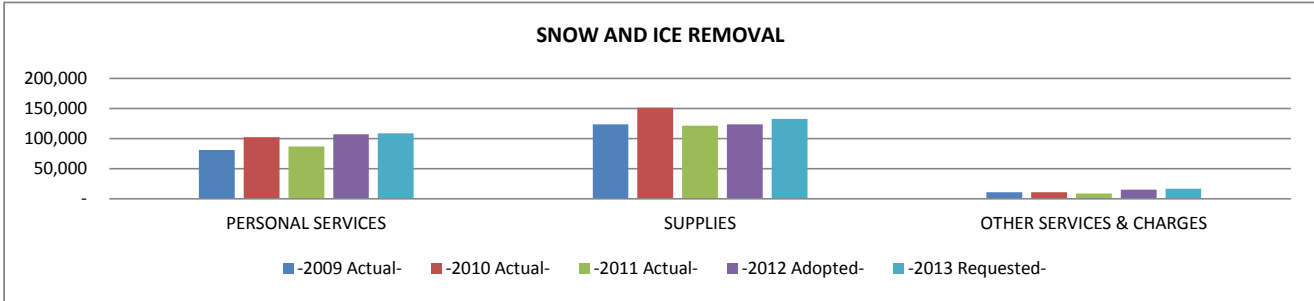
<b>STREET MAINTENANCE</b>						<b>311</b>
	<b>2009 Actual</b>	<b>2010 Actual</b>	<b>2011 Actual</b>	<b>2012 Adopted</b>	<b>2013 Requested</b>	
	<b>2009 Actual</b>	<b>2010 Actual</b>	<b>2011 Actual</b>	<b>2012 Adopted</b>	<b>2013 Requested</b>	
<b>PERSONNEL COMPLEMENT</b>						
Public Works Superintendent	1.00	1.00	1.00	1.00	1.00	1.00
Heavy Equipment Operator	1.00	1.00	1.00	1.00	1.00	1.00
Mechanic	1.00	1.00	1.00	1.00	1.00	1.00
PW Maintenance Worker	4.00	4.00	4.00	4.00	4.00	4.00
Temporary - Streets	-	-	-	-	-	-
Streets Total	<u>7.00</u>	<u>7.00</u>	<u>7.00</u>	<u>7.00</u>	<u>7.00</u>	<u>7.00</u>
<b>6315 Miscellaneous Professional Services</b>						
Work Program - County jail workers	973	5,044	4,000	4,000	4,000	4,000
Engineering services, janitorial services.	5,028	3,563	5,278	4,000	4,000	5,500
	<u>6,001</u>	<u>8,607</u>	<u>9,278</u>	<u>8,000</u>	<u>8,000</u>	<u>9,500</u>
<b>6488/6489 Other Contracted Services</b>						
Street Maintenance Program	-	-	400,000	400,000	-	-
Long term road reconstruction	-	-	-	-	-	1,500,000
Increase Asphalt Costs	-	-	30,000	30,000	-	-
Sealcoating Costs previously assessed (86/14 - 2012)	-	-	45,709	64,500	-	-
	<u>251,923</u>	<u>326,247</u>	<u>475,709</u>	<u>494,500</u>	<u>1,500,000</u>	<u>1,500,000</u>
<b>6540 - Heavy Machinery</b>						
F350 truck with plow	-	-	-	-	-	49,000
	<u>-</u>	<u>40,016</u>	<u>-</u>	<u>-</u>	<u>-</u>	<u>49,000</u>
<b>6580 - Other Equipment</b>						
Felling Trailer (less \$4,000 trade-in)	-	-	-	15,847	-	-
AUL system for tracking	-	-	-	-	-	15,000
	<u>-</u>	<u>-</u>	<u>-</u>	<u>15,847</u>	<u>15,000</u>	<u>15,000</u>

City of Ramsey 2013 Requested General Fund Budget

GENERAL FUND 101 - GENERAL GOVERNMENT  
 LINE ITEM DETAIL BY COST CENTER OR SUB-FUNCTION

**SNOW AND ICE REMOVAL 312**

EXPENDITURE BY OBJECT SUMMARY	-2009 Actual-	-2010 Actual-	-2011 Actual-	-2012 Adopted-	-2013 Requested-
PERSONAL SERVICES	81,455	102,325	87,108	107,365	108,828
SUPPLIES	124,057	151,592	121,621	124,000	133,000
OTHER SERVICES & CHARGES	11,115	10,828	8,951	15,000	17,000
<b>TOTAL EXPENDITURE BY OBJECT</b>	<b>216,628</b>	<b>264,745</b>	<b>217,680</b>	<b>246,365</b>	<b>258,828</b>



City of Ramsey 2013 Requested General Fund Budget

GENERAL FUND 101 - GENERAL GOVERNMENT  
 LINE ITEM DETAIL BY COST CENTER OR SUB-FUNCTION

**SNOW AND ICE REMOVAL 312**

EXPENDITURE BY OBJECT RECAP ALL SUB-FUNCTIONS	-2009 Actual-	-2010 Actual-	-2011 Actual-	-2012 Adopted-	-2013 Requested-
<b>PERSONAL SERVICES</b>					
<b>WAGES AND SALARIES</b>					
6102 F.T. REGULAR-WAGES & SALARIES	55,954	60,726	53,576	67,254	68,456
6103 FULL TIME-REGULAR-OVERTIME	10,834	22,346	15,327	13,000	16,000
6104 PART TIME-WAGES & SALARIES	162	-	93	-	-
6105 TEMPORARY-WAGES & SALARIES	1,416	1,881	2,343	8,000	5,000
<b>TOTAL WAGES AND SALARIES</b>	<b>68,367</b>	<b>84,953</b>	<b>71,339</b>	<b>88,254</b>	<b>89,456</b>
<b>EMPLOYER CONTRIBUTIONS</b>					
6121 PERA CONTRIBUTIONS	4,252	6,016	5,777	5,818	6,121
6122 FICA/MEDICARE CONTRIBUTIONS	4,833	6,530	6,078	6,752	8,276
6133 WORKERS COMP INSURANCE PREMIUM	4,004	4,826	3,914	6,541	4,975
<b>TOTAL EMPLOYER CONTRIBUTIONS</b>	<b>13,089</b>	<b>17,372</b>	<b>15,769</b>	<b>19,111</b>	<b>19,372</b>
<b>Total PERSONAL SERVICES</b>	<b>81,455</b>	<b>102,325</b>	<b>87,108</b>	<b>107,365</b>	<b>108,828</b>
<b>SUPPLIES</b>					
<b>OPERATING SUPPLIES</b>					
6223 GASOLINE	-	988	3,218	3,500	2,500
6225 DIESEL FUEL	19,859	17,042	16,740	18,000	19,000
6229 SHOP MATERIALS	189	5	391	500	500
<b>TOTAL OPERATING SUPPLIES</b>	<b>20,048</b>	<b>18,035</b>	<b>20,349</b>	<b>22,000</b>	<b>22,000</b>
<b>REPAIR AND MAINTENANCE SUPPLIES</b>					
6257 OTHER VEHICLE PARTS	18,312	20,220	24,812	19,000	22,000
6261 SAND & GRAVEL	4,536	1,960	2,000	2,000	2,000
6263 SALT	79,013	109,785	71,413	78,000	84,000
6267 OTHER STREET MAINTENANCE SUPPL	2,148	1,592	3,047	3,000	3,000
<b>TOTAL REPAIR AND MAINTENANCE SUPPLIES</b>	<b>104,009</b>	<b>133,557</b>	<b>101,272</b>	<b>102,000</b>	<b>111,000</b>
<b>Total SUPPLIES</b>	<b>124,057</b>	<b>151,592</b>	<b>121,621</b>	<b>124,000</b>	<b>133,000</b>
<b>OTHER SERVICES &amp; CHARGES</b>					
<b>INSURANCE</b>					
6361 GENERAL LIABILITY/PROPERTY INS	5,832	6,398	6,543	6,500	7,000
<b>TOTAL INSURANCE</b>	<b>5,832</b>	<b>6,398</b>	<b>6,543</b>	<b>6,500</b>	<b>7,000</b>
<b>REPAIRS AND MAINTENANCE - LABOR</b>					
6387 TIRE MOUNTING & BALANCING	-	-	227	-	-
6388 OTHER VEHICLE REPAIR	939	1,755	1,993	4,000	5,000
6389 TOWING SERVICES	-	-	-	4,500	-
<b>TOTAL REPAIRS AND MAINTENANCE - LABOR</b>	<b>939</b>	<b>1,755</b>	<b>2,221</b>	<b>8,500</b>	<b>5,000</b>
<b>CONTRACTED SERVICES</b>					
6489 OTHER CONTRACTED SERVICES	4,345	2,675	187	-	5,000
<b>TOTAL CONTRACTED SERVICES</b>	<b>4,345</b>	<b>2,675</b>	<b>187</b>	<b>-</b>	<b>5,000</b>
<b>Total OTHER SERVICES &amp; CHARGES</b>	<b>11,115</b>	<b>10,828</b>	<b>8,951</b>	<b>15,000</b>	<b>17,000</b>
<b>TOTAL EXPENDITURES &amp; OTHER FINANCING</b>	<b>216,628</b>	<b>264,745</b>	<b>217,680</b>	<b>246,365</b>	<b>258,828</b>

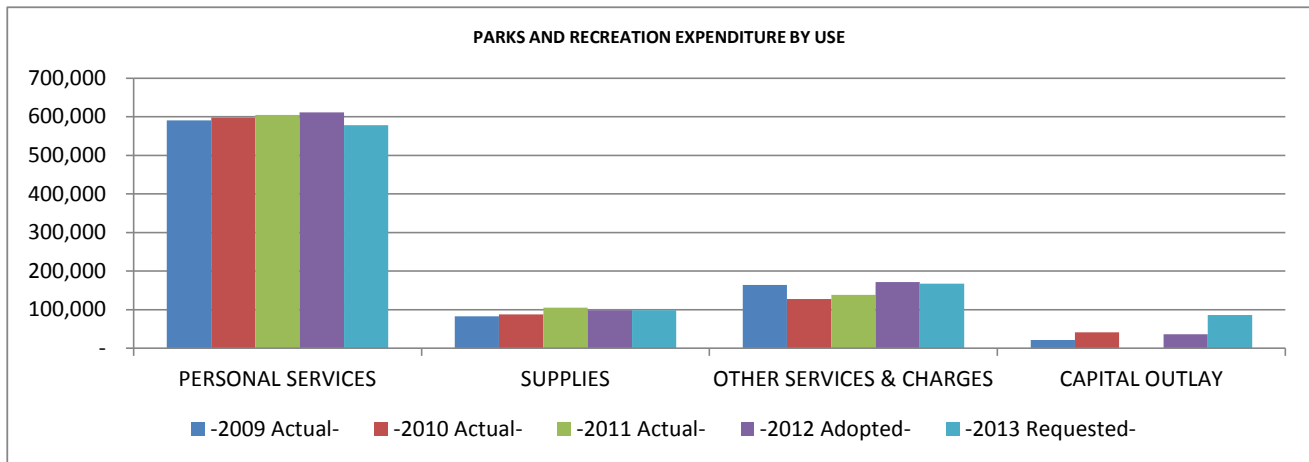
City of Ramsey 2013 Requested General Fund Budget

GENERAL FUND 101 - GENERAL GOVERNMENT

**PARKS AND RECREATION 452-461**

**2009 Actual      2010 Actual      2011 Actual      2012 Adopted      2013 Requested**

<b>EXPENDITURE BY OBJECT SUMMARY</b>	<b>-2009 Actual-</b>	<b>-2010 Actual-</b>	<b>-2011 Actual-</b>	<b>-2012 Adopted-</b>	<b>-2013 Requested-</b>
PERSONAL SERVICES	590,775	598,321	604,595	610,960	578,121
SUPPLIES	82,405	87,685	104,912	98,600	98,600
OTHER SERVICES & CHARGES	164,062	127,686	138,563	171,180	167,345
CAPITAL OUTLAY	20,865	40,871	-	36,205	86,000
<b>TOTAL EXPENDITURE BY OBJECT</b>	<b>858,108</b>	<b>854,563</b>	<b>848,069</b>	<b>916,945</b>	<b>930,066</b>



City of Ramsey 2013 Requested General Fund Budget

GENERAL FUND 101 - GENERAL GOVERNMENT

**PARKS AND RECREATION** 452-461

2009 Actual      2010 Actual      2011 Actual      2012 Adopted      2013 Requested

LINE ITEM DETAIL BY COST CENTER OR SUB-FUNCTION

EXPENDITURE BY OBJECT RECAP ALL SUB-FUNCTIONS	-2009 Actual-	-2010 Actual-	-2011 Actual-	-2012 Adopted-	-2013 Requested-
<b>PERSONAL SERVICES</b>					
<b>WAGES AND SALARIES</b>					
6102 F.T. REGULAR-WAGES & SALARIES	416,294	411,647	400,535	393,022	369,761
6103 FULL TIME-REGULAR-OVERTIME	1,955	1,023	321	2,500	1,000
6105 TEMPORARY-WAGES & SALARIES	46,129	57,344	70,980	81,885	71,000
TOTAL WAGES AND SALARIES	464,378	470,014	471,835	477,407	441,761
<b>OTHER GROSS EARNINGS</b>					
6108 SEVERANCE PAY	657	-	-	-	-
TOTAL OTHER GROSS EARNINGS	657	-	-	-	-
<b>EMPLOYER CONTRIBUTIONS</b>					
6121 PERA CONTRIBUTIONS	28,112	28,862	28,970	28,675	26,880
6122 FICA/MEDICARE CONTRIBUTIONS	34,093	34,714	35,066	36,522	33,793
6131 GROUP INSURANCE	52,244	53,652	58,006	56,028	59,724
6133 WORKERS COMP INSURANCE PREMIUM	11,292	11,079	10,717	12,328	15,963
TOTAL EMPLOYER CONTRIBUTIONS	125,740	128,307	132,759	133,553	136,360
<b>Total PERSONAL SERVICES</b>	<b>590,775</b>	<b>598,321</b>	<b>604,595</b>	<b>610,960</b>	<b>578,121</b>
<b>SUPPLIES</b>					
<b>OFFICE SUPPLIES</b>					
6208 MISCELLANEOUS OFFICE SUPPLIES	387	446	382	600	600
TOTAL OFFICE SUPPLIES	387	446	382	600	600
<b>OPERATING SUPPLIES</b>					
6223 GASOLINE	12,721	16,012	18,700	20,000	20,000
6225 DIESEL FUEL	3,155	2,910	4,788	7,500	8,000
6229 SHOP MATERIALS	2,098	1,041	3,823	2,500	2,500
6231 UNIFORMS & TURN-OUT GEAR	1,861	1,826	2,005	2,000	2,000
6249 MISCELLANEOUS OPERATING SUPPLY	21,515	21,096	24,072	20,250	20,250
TOTAL OPERATING SUPPLIES	41,349	42,885	53,387	52,250	52,750
<b>REPAIR AND MAINTENANCE SUPPLIES</b>					
6257 OTHER VEHICLE PARTS	13,892	11,069	16,352	14,000	14,000
6265 ASPHALT	11,846	17,786	15,000	15,000	15,000
6269 LANDSCAPE MATERIALS	13,448	11,558	16,593	12,500	12,500
TOTAL REPAIR AND MAINTENANCE SUPPLIES	39,185	40,413	47,945	41,500	41,500
<b>SMALL TOOLS AND MINOR EQUIPMENT</b>					
6281 SMALL TOOLS & MINOR EQUIPMENT	1,484	3,941	3,198	4,250	3,750
TOTAL SMALL TOOLS AND MINOR EQUIPMENT	1,484	3,941	3,198	4,250	3,750
<b>Total SUPPLIES</b>	<b>82,405</b>	<b>87,685</b>	<b>104,912</b>	<b>98,600</b>	<b>98,600</b>
<b>OTHER SERVICES &amp; CHARGES</b>					
<b>PROFESSIONAL SERVICES</b>					
6315 MISCELLANEOUS PROFESSIONAL SER	3,488	13,430	28,646	39,700	39,700
TOTAL PROFESSIONAL SERVICES	3,488	13,430	28,646	39,700	39,700
<b>COMMUNICATION</b>					
6321 TELEPHONE	910	890	874	1,050	1,300
6322 POSTAGE	346	113	102	320	370
6323 CELLULAR PHONES	3,427	3,240	3,167	3,500	3,500
TOTAL COMMUNICATION	4,682	4,243	4,143	4,870	5,170
<b>EMPLOYEE REIMBURSEMENTS</b>					
6331 TRAVEL & LODGING	12	32	16	250	250
6334 MILEAGE REIMBURSEMENT	-	-	-	50	50
6335 TRAINING	1,519	2,022	1,524	2,900	3,000
TOTAL EMPLOYEE REIMBURSEMENTS	1,531	2,054	1,540	3,200	3,300
<b>ADVERTISING AND PUBLISHING</b>					
6352 GENERAL NOTICE & PUBLIC INFOR	-	-	-	200	200
TOTAL ADVERTISING AND PUBLISHING	-	-	-	200	200

City of Ramsey 2013 Requested General Fund Budget

GENERAL FUND 101 - GENERAL GOVERNMENT

		PARKS AND RECREATION 452-461				
		2009 Actual	2010 Actual	2011 Actual	2012 Adopted	2013 Requested
<b>INSURANCE</b>						
6361	GENERAL LIABILITY/PROPERTY INS	7,624	7,230	7,180	8,200	8,200
<b>TOTAL INSURANCE</b>		<b>7,624</b>	<b>7,230</b>	<b>7,180</b>	<b>8,200</b>	<b>8,200</b>
<b>UTILITIES</b>						
6371	ELECTRIC UTILITIES	16,616	20,405	16,656	20,000	18,000
6372	WATER/IRRIGATION	47,473	33,068	31,599	46,000	40,000
6373	GAS	3,419	2,752	2,664	3,500	3,500
6374	REFUSE/RECYCLING	1,758	1,987	2,055	2,000	2,000
<b>TOTAL UTILITIES</b>		<b>69,266</b>	<b>58,212</b>	<b>52,974</b>	<b>71,500</b>	<b>63,500</b>
<b>REPAIRS AND MAINTENANCE - LABOR</b>						
6381	BUILDING & STRUCTURE REPAIR	8,535	6,876	5,093	6,000	6,000
6382	MACHINERY & EQUIPMENT REPAIR	1,856	3,560	630	1,000	1,000
6388	OTHER VEHICLE REPAIR	379	3,025	3,247	2,000	2,000
<b>TOTAL REPAIRS AND MAINTENANCE - LABOR</b>		<b>10,770</b>	<b>13,461</b>	<b>8,970</b>	<b>9,000</b>	<b>9,000</b>
<b>RENTALS</b>						
6415	OTHER EQUIPMENT RENTAL	7,041	6,703	8,622	9,000	9,000
6416	MACHINERY RENTAL	-	444	-	1,000	1,000
6417	UNIFORM RENTAL	1,465	1,479	591	3,000	2,800
<b>TOTAL RENTALS</b>		<b>8,506</b>	<b>8,626</b>	<b>9,213</b>	<b>13,000</b>	<b>12,800</b>
<b>MISCELLANEOUS</b>						
6439	OTHER MISCELLANEOUS	1,676	-	-	-	-
<b>TOTAL MISCELLANEOUS</b>		<b>1,676</b>	<b>-</b>	<b>-</b>	<b>-</b>	<b>-</b>
<b>DUES, SUBSCRIPTIONS, AND REGISTRATION FEES</b>						
6451	MEMBERSHIP DUES	480	402	409	510	475
<b>TOTAL DUES, SUBSCRIPTIONS, AND REGISTRATION FEES</b>		<b>480</b>	<b>402</b>	<b>409</b>	<b>510</b>	<b>475</b>
<b>CONTRACTED SERVICES</b>						
6486	CONTRACTED COMMUNITY SCHOOL PR	33,775	-	-	-	-
6489	OTHER CONTRACTED SERVICES	22,265	20,028	25,488	21,000	25,000
<b>TOTAL CONTRACTED SERVICES</b>		<b>56,040</b>	<b>20,028</b>	<b>25,488</b>	<b>21,000</b>	<b>25,000</b>
<b>Total OTHER SERVICES &amp; CHARGES</b>		<b>164,062</b>	<b>127,686</b>	<b>138,563</b>	<b>171,180</b>	<b>167,345</b>
<b>CAPITAL OUTLAY</b>						
<b>CAPITAL OUTLAY</b>						
6540	HEAVY MACHINERY	-	40,871	-	-	86,000
6550	MOTOR VEHICLES	20,865	-	-	36,205	-
<b>TOTAL CAPITAL OUTLAY</b>		<b>20,865</b>	<b>40,871</b>	<b>-</b>	<b>36,205</b>	<b>86,000</b>
<b>Total CAPITAL OUTLAY</b>		<b>20,865</b>	<b>40,871</b>	<b>-</b>	<b>36,205</b>	<b>86,000</b>
<b>TOTAL EXPENDITURES &amp; OTHER FINANCING</b>		<b>858,108</b>	<b>854,563</b>	<b>848,069</b>	<b>916,945</b>	<b>930,066</b>

**THIS PAGE INTENTIONALLY LEFT BLANK**

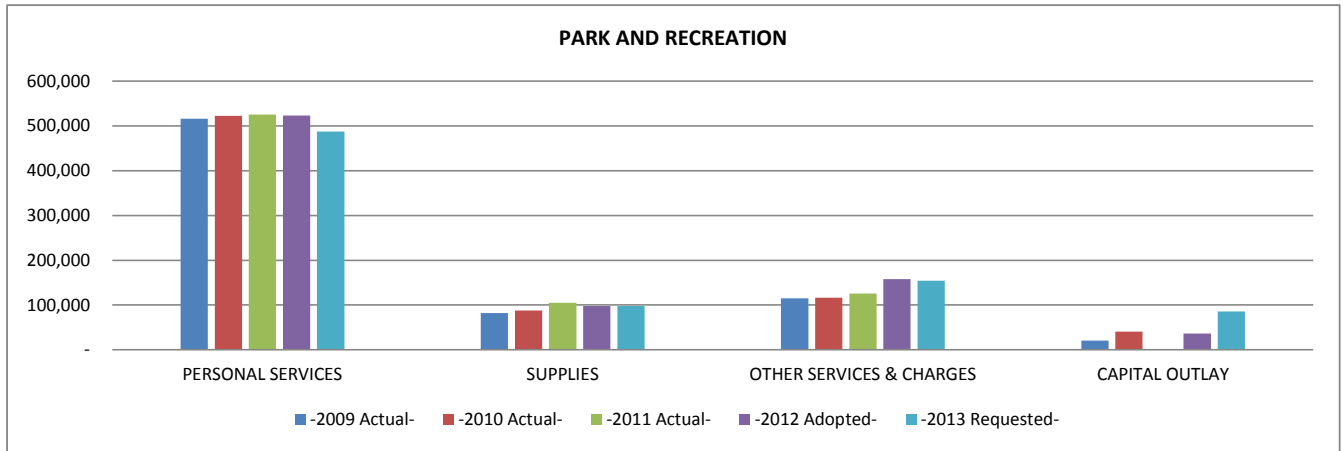
City of Ramsey 2013 Requested General Fund Budget

GENERAL FUND 101 - GENERAL GOVERNMENT  
 LINE ITEM DETAIL BY COST CENTER OR SUB-FUNCTION

**PARK AND RECREATION 452**

**2009 Actual 2010 Actual 2011 Actual 2012 Adopted 2013 Requested**

<b>EXPENDITURE BY OBJECT SUMMARY</b>	<b>-2009 Actual-</b>	<b>-2010 Actual-</b>	<b>-2011 Actual-</b>	<b>-2012 Adopted-</b>	<b>-2013 Requested-</b>
PERSONAL SERVICES	516,085	522,732	525,196	523,595	487,364
SUPPLIES	82,318	87,685	104,901	97,900	97,900
OTHER SERVICES & CHARGES	115,238	116,465	125,789	158,250	154,375
CAPITAL OUTLAY	20,865	40,871	-	36,205	86,000
<b>TOTAL EXPENDITURE BY OBJECT</b>	<b>734,506</b>	<b>767,753</b>	<b>755,886</b>	<b>815,950</b>	<b>825,639</b>



City of Ramsey 2013 Requested General Fund Budget

GENERAL FUND 101 - GENERAL GOVERNMENT  
LINE ITEM DETAIL BY COST CENTER OR SUB-FUNCTION

**PARK AND RECREATION 452**

	2009 Actual	2010 Actual	2011 Actual	2012 Adopted	2013 Requested
<b>EXPENDITURE BY OBJECT RECAP ALL SUB-FUNCTIONS</b>	<b>-2009 Actual-</b>	<b>-2010 Actual-</b>	<b>-2011 Actual-</b>	<b>-2012 Adopted-</b>	<b>-2013 Requested-</b>
<b>PERSONAL SERVICES</b>					
<b>WAGES AND SALARIES</b>					
6102 F.T. REGULAR-WAGES & SALARIES	359,277	355,171	341,648	329,105	304,699
6103 FULL TIME-REGULAR-OVERTIME	1,734	514	321	2,500	1,000
6105 TEMPORARY-WAGES & SALARIES	46,129	57,344	70,980	81,885	71,000
<b>TOTAL WAGES AND SALARIES</b>	<b>407,140</b>	<b>413,029</b>	<b>412,949</b>	<b>413,490</b>	<b>376,699</b>
<b>OTHER GROSS EARNINGS</b>					
6108 SEVERANCE PAY	657	-	-	-	-
<b>TOTAL OTHER GROSS EARNINGS</b>	<b>657</b>	<b>-</b>	<b>-</b>	<b>-</b>	<b>-</b>
<b>EMPLOYER CONTRIBUTIONS</b>					
6121 PERA CONTRIBUTIONS	24,271	24,891	24,701	24,041	22,163
6122 FICA/MEDICARE CONTRIBUTIONS	30,712	31,292	31,556	31,632	28,816
6131 GROUP INSURANCE	42,236	42,679	45,510	42,475	44,100
6133 WORKERS COMP INSURANCE PREMIUM	11,069	10,841	10,479	11,957	15,586
<b>TOTAL EMPLOYER CONTRIBUTIONS</b>	<b>108,288</b>	<b>109,703</b>	<b>112,247</b>	<b>110,105</b>	<b>110,665</b>
<b>Total PERSONAL SERVICES</b>	<b>516,085</b>	<b>522,732</b>	<b>525,196</b>	<b>523,595</b>	<b>487,364</b>
<b>SUPPLIES</b>					
<b>OFFICE SUPPLIES</b>					
6208 MISCELLANEOUS OFFICE SUPPLIES	387	446	382	500	500
<b>TOTAL OFFICE SUPPLIES</b>	<b>387</b>	<b>446</b>	<b>382</b>	<b>500</b>	<b>500</b>
<b>OPERATING SUPPLIES</b>					
6223 GASOLINE	12,721	16,012	18,700	20,000	20,000
6225 DIESEL FUEL	3,155	2,910	4,788	7,500	8,000
6229 SHOP MATERIALS	2,098	1,041	3,823	2,500	2,500
6231 UNIFORMS & TURN-OUT GEAR	1,861	1,826	2,005	1,900	1,900
6249 MISCELLANEOUS OPERATING SUPPLY	21,515	21,096	24,062	20,000	20,000
<b>TOTAL OPERATING SUPPLIES</b>	<b>41,349</b>	<b>42,885</b>	<b>53,377</b>	<b>51,900</b>	<b>52,400</b>
<b>REPAIR AND MAINTENANCE SUPPLIES</b>					
6257 OTHER VEHICLE PARTS	13,892	11,069	16,352	14,000	14,000
6265 ASPHALT	11,846	17,786	15,000	15,000	15,000
6269 LANDSCAPE MATERIALS	13,448	11,558	16,593	12,500	12,500
<b>TOTAL REPAIR AND MAINTENANCE SUPPLIES</b>	<b>39,185</b>	<b>40,413</b>	<b>47,945</b>	<b>41,500</b>	<b>41,500</b>
<b>SMALL TOOLS AND MINOR EQUIPMENT</b>					
6281 SMALL TOOLS & MINOR EQUIPMENT	1,397	3,941	3,198	4,000	3,500
<b>TOTAL SMALL TOOLS AND MINOR EQUIPMENT</b>	<b>1,397</b>	<b>3,941</b>	<b>3,198</b>	<b>4,000</b>	<b>3,500</b>
<b>Total SUPPLIES</b>	<b>82,318</b>	<b>87,685</b>	<b>104,901</b>	<b>97,900</b>	<b>97,900</b>
<b>OTHER SERVICES &amp; CHARGES</b>					
<b>PROFESSIONAL SERVICES</b>					
6315 MISCELLANEOUS PROFESSIONAL SER	3,023	13,430	28,491	39,000	39,000
<b>TOTAL PROFESSIONAL SERVICES</b>	<b>3,023</b>	<b>13,430</b>	<b>28,491</b>	<b>39,000</b>	<b>39,000</b>
<b>COMMUNICATION</b>					
6321 TELEPHONE	719	792	784	800	1,050
6322 POSTAGE	205	76	93	200	250
6323 CELLULAR PHONES	3,427	3,240	3,167	3,500	3,500
<b>TOTAL COMMUNICATION</b>	<b>4,351</b>	<b>4,108</b>	<b>4,045</b>	<b>4,500</b>	<b>4,800</b>
<b>EMPLOYEE REIMBURSEMENTS</b>					
6335 TRAINING	1,194	1,732	1,359	2,500	2,500
<b>TOTAL EMPLOYEE REIMBURSEMENTS</b>	<b>1,194</b>	<b>1,732</b>	<b>1,359</b>	<b>2,500</b>	<b>2,500</b>
<b>INSURANCE</b>					
6361 GENERAL LIABILITY/PROPERTY INS	7,009	6,707	6,654	7,500	7,500
<b>TOTAL INSURANCE</b>	<b>7,009</b>	<b>6,707</b>	<b>6,654</b>	<b>7,500</b>	<b>7,500</b>
<b>UTILITIES</b>					
6371 ELECTRIC UTILITIES	16,616	20,405	16,656	20,000	18,000
6372 WATER/IRRIGATION	47,473	33,068	31,599	46,000	40,000
6373 GAS	3,419	2,752	2,664	3,500	3,500
6374 REFUSE/RECYCLING	1,758	1,987	2,055	2,000	2,000
<b>TOTAL UTILITIES</b>	<b>69,266</b>	<b>58,212</b>	<b>52,974</b>	<b>71,500</b>	<b>63,500</b>

City of Ramsey 2013 Requested General Fund Budget

GENERAL FUND 101 - GENERAL GOVERNMENT  
LINE ITEM DETAIL BY COST CENTER OR SUB-FUNCTION

		PARK AND RECREATION					452
		2009 Actual	2010 Actual	2011 Actual	2012 Adopted	2013 Requested	
<b>REPAIRS AND MAINTENANCE - LABOR</b>							
6381	BUILDING & STRUCTURE REPAIR	8,535	6,876	5,093	6,000	6,000	
6382	MACHINERY & EQUIPMENT REPAIR	1,856	3,560	630	1,000	1,000	
6388	OTHER VEHICLE REPAIR	379	3,025	3,247	2,000	2,000	
<b>TOTAL REPAIRS AND MAINTENANCE - LABOR</b>		<b>10,770</b>	<b>13,461</b>	<b>8,970</b>	<b>9,000</b>	<b>9,000</b>	
<b>RENTALS</b>							
6415	OTHER EQUIPMENT RENTAL	7,041	6,703	8,622	9,000	9,000	
6416	MACHINERY RENTAL	-	444	-	1,000	1,000	
6417	UNIFORM RENTAL	1,465	1,479	591	3,000	2,800	
<b>TOTAL RENTALS</b>		<b>8,506</b>	<b>8,626</b>	<b>9,213</b>	<b>13,000</b>	<b>12,800</b>	
<b>DUES, SUBSCRIPTIONS, AND REGISTRATION FEES</b>							
6451	MEMBERSHIP DUES	235	242	249	250	275	
<b>TOTAL DUES, SUBSCRIPTIONS, AND REGISTRATION FEES</b>		<b>235</b>	<b>242</b>	<b>249</b>	<b>250</b>	<b>275</b>	
<b>CONTRACTED SERVICES</b>							
6489	OTHER CONTRACTED SERVICES	10,885	9,947	13,834	11,000	15,000	
<b>TOTAL CONTRACTED SERVICES</b>		<b>10,885</b>	<b>9,947</b>	<b>13,834</b>	<b>11,000</b>	<b>15,000</b>	
<b>Total OTHER SERVICES &amp; CHARGES</b>		<b>115,238</b>	<b>116,465</b>	<b>125,789</b>	<b>158,250</b>	<b>154,375</b>	
<b>CAPITAL OUTLAY</b>							
<b>CAPITAL OUTLAY</b>							
6540	HEAVY MACHINERY	-	40,871	-	-	86,000	
6550	MOTOR VEHICLES	20,865	-	-	36,205	-	
<b>TOTAL CAPITAL OUTLAY</b>		<b>20,865</b>	<b>40,871</b>	<b>-</b>	<b>36,205</b>	<b>86,000</b>	
<b>Total CAPITAL OUTLAY</b>		<b>20,865</b>	<b>40,871</b>	<b>-</b>	<b>36,205</b>	<b>86,000</b>	
<b>TOTAL EXPENDITURES &amp; OTHER FINANCING</b>		<b>734,506</b>	<b>767,753</b>	<b>755,886</b>	<b>815,950</b>	<b>825,639</b>	

		2009 Actual	2010 Actual	2011 Actual	2012 Adopted	2013 Requested	
<b>PERSONNEL COMPLEMENT</b>							
	Park Maintenance Worker	5.00	5.00	5.00	4.00	4.00	
	Utilities Maintenance Worker	2.00	2.00	2.00	2.00	2.00	
	Utilities Supervisor	2.00	2.00	2.00	2.00	1.00	
	Park Supervisor/Assistant PW Superintendent	-	-	-	-	1.00	
	Temporary - Parks	1.47	1.47	2.47	2.47	2.47	
	Parks/Utilities Total	<b>10.47</b>	<b>10.47</b>	<b>11.47</b>	<b>10.47</b>	<b>10.47</b>	
<b>6315 Miscellaneous Professional Services</b>							
	The Draw Park maintenance contract	-	-	-	20,000	20,000	
	Work Program - County jail workers	973	10,081	10,088	11,000	11,000	
	Alarm monitoring (2 buildings); GIS mapping from County; other misc.	2,050	3,349	18,403	8,000	8,000	
	Master Trail Plan, Janitorial Services; Timesavers	3,023	13,430	28,491	39,000	39,000	
<b>6550 Motor Vehicles</b>							
	2012 1-Ton Truck w/dump (less \$3000 trade-in)	-	-	-	36,205	-	
		<b>20,865</b>	<b>-</b>	<b>-</b>	<b>36,205</b>	<b>-</b>	

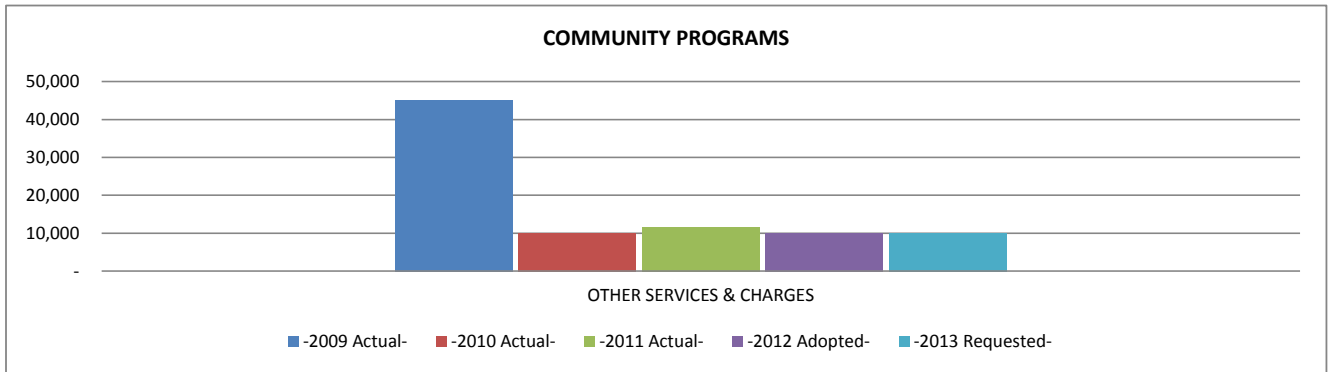
**THIS PAGE INTENTIONALLY LEFT BLANK**

City of Ramsey 2013 Requested General Fund Budget

GENERAL FUND 101 - GENERAL GOVERNMENT  
LINE ITEM DETAIL BY COST CENTER OR SUB-FUNCTION

**COMMUNITY PROGRAMS** 455

EXPENDITURE BY OBJECT SUMMARY	-2009 Actual-	-2010 Actual-	-2011 Actual-	-2012 Adopted-	-2013 Requested-
OTHER SERVICES & CHARGES	45,154	10,081	11,654	10,000	10,000
<b>TOTAL EXPENDITURE BY OBJECT</b>	<b>45,154</b>	<b>10,081</b>	<b>11,654</b>	<b>10,000</b>	<b>10,000</b>



EXPENDITURE BY OBJECT RECAP ALL SUB-FUNCTIONS	-2009 Actual-	-2010 Actual-	-2011 Actual-	-2012 Adopted-	-2013 Requested-
<b>OTHER SERVICES &amp; CHARGES</b>					
<b>CONTRACTED SERVICES</b>					
6486 CONTRACTED COMMUNITY SCHOOL PR	33,775	-	-	-	-
6489 OTHER CONTRACTED SERVICES	11,379	10,081	11,654	10,000	10,000
TOTAL CONTRACTED SERVICES	45,154	10,081	11,654	10,000	10,000
<b>Total OTHER SERVICES &amp; CHARGES</b>	<b>45,154</b>	<b>10,081</b>	<b>11,654</b>	<b>10,000</b>	<b>10,000</b>
<b>TOTAL EXPENDITURES &amp; OTHER FINANCING</b>	<b>45,154</b>	<b>10,081</b>	<b>11,654</b>	<b>10,000</b>	<b>10,000</b>

	2009 Actual	2010 Actual	2011 Actual	2012 Adopted	2013 Requested
--	-------------	-------------	-------------	--------------	----------------

**6486 Contracted Community School Programs**

Community Education - Anoka Hennepin	27,175	-	-	-	-
Community Education Summer Program - Anoka Hennepin	5,600	-	-	-	-
Youth First	1,000	-	-	-	-
	33,775	-	-	-	-

**6489 Other Contracted Services**

Alexandra House	8,000	7,000	7,000	5,000	5,000
Arbor Events/Environmental Expo	4,379	4,379	4,654	5,000	5,000
	12,379	11,379	11,654	10,000	10,000

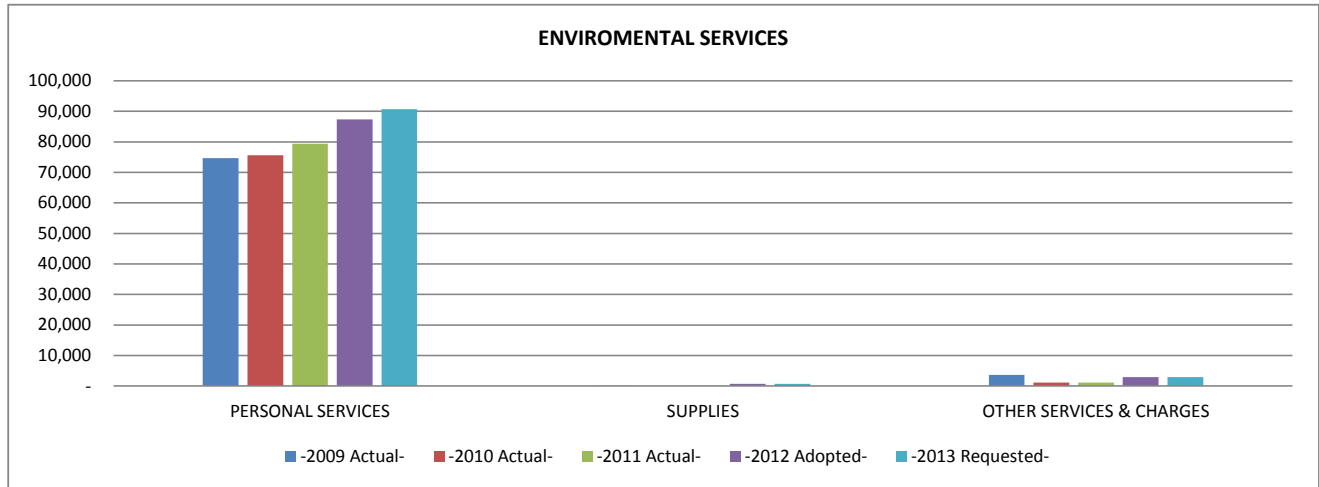
**THIS PAGE INTENTIONALLY LEFT BLANK**

City of Ramsey 2013 Requested General Fund Budget

GENERAL FUND 101 - GENERAL GOVERNMENT  
LINE ITEM DETAIL BY COST CENTER OR SUB-FUNCTION

**ENVIROMENTAL SERVICES** **461**

EXPENDITURE BY OBJECT SUMMARY	-2009 Actual-	-2010 Actual-	-2011 Actual-	-2012 Adopted-	-2013 Requested-
PERSONAL SERVICES	74,691	75,589	79,399	87,365	90,757
SUPPLIES	87	-	11	700	700
OTHER SERVICES & CHARGES	3,670	1,140	1,120	2,930	2,970
<b>TOTAL EXPENDITURE BY OBJECT</b>	<b>78,448</b>	<b>76,729</b>	<b>80,530</b>	<b>90,995</b>	<b>94,427</b>



City of Ramsey 2013 Requested General Fund Budget

GENERAL FUND 101 - GENERAL GOVERNMENT  
LINE ITEM DETAIL BY COST CENTER OR SUB-FUNCTION

**ENVIORNMENTAL SERVICES 461**

EXPENDITURE BY OBJECT RECAP ALL SUB-FUNCTIONS	-2009 Actual-	-2010 Actual-	-2011 Actual-	-2012 Adopted-	-2013 Requested-
<b>PERSONAL SERVICES</b>					
<b>WAGES AND SALARIES</b>					
6102 F.T. REGULAR-WAGES & SALARIES	57,017	56,476	58,887	63,917	65,062
6103 FULL TIME-REGULAR-OVERTIME	222	509	-	-	-
<b>TOTAL WAGES AND SALARIES</b>	<b>57,239</b>	<b>56,985</b>	<b>58,887</b>	<b>63,917</b>	<b>65,062</b>
<b>EMPLOYER CONTRIBUTIONS</b>					
6121 PERA CONTRIBUTIONS	3,841	3,971	4,268	4,634	4,717
6122 FICA/MEDICARE CONTRIBUTIONS	3,380	3,422	3,510	4,890	4,977
6131 GROUP INSURANCE	10,008	10,973	12,496	13,553	15,624
6133 WORKERS COMP INSURANCE PREMIUM	224	238	238	371	377
<b>TOTAL EMPLOYER CONTRIBUTIONS</b>	<b>17,452</b>	<b>18,604</b>	<b>20,512</b>	<b>23,448</b>	<b>25,695</b>
<b>Total PERSONAL SERVICES</b>	<b>74,691</b>	<b>75,589</b>	<b>79,399</b>	<b>87,365</b>	<b>90,757</b>
<b>SUPPLIES</b>					
<b>OFFICE SUPPLIES</b>					
6208 MISCELLANEOUS OFFICE SUPPLIES	-	-	-	100	100
<b>TOTAL OFFICE SUPPLIES</b>	<b>-</b>	<b>-</b>	<b>-</b>	<b>100</b>	<b>100</b>
<b>OPERATING SUPPLIES</b>					
6231 UNIFORMS & TURN-OUT GEAR	-	-	-	100	100
6249 MISCELLANEOUS OPERATING SUPPLY	-	-	11	250	250
<b>TOTAL OPERATING SUPPLIES</b>	<b>-</b>	<b>-</b>	<b>11</b>	<b>350</b>	<b>350</b>
<b>SMALL TOOLS AND MINOR EQUIPMENT</b>					
6281 SMALL TOOLS & MINOR EQUIPMENT	87	-	-	250	250
<b>TOTAL SMALL TOOLS AND MINOR EQUIPMENT</b>	<b>87</b>	<b>-</b>	<b>-</b>	<b>250</b>	<b>250</b>
<b>Total SUPPLIES</b>	<b>87</b>	<b>-</b>	<b>11</b>	<b>700</b>	<b>700</b>
<b>OTHER SERVICES &amp; CHARGES</b>					
<b>PROFESSIONAL SERVICES</b>					
6315 MISCELLANEOUS PROFESSIONAL SER	465	-	155	700	700
<b>TOTAL PROFESSIONAL SERVICES</b>	<b>465</b>	<b>-</b>	<b>155</b>	<b>700</b>	<b>700</b>
<b>COMMUNICATION</b>					
6321 TELEPHONE	191	98	90	250	250
6322 POSTAGE	141	37	9	120	120
<b>TOTAL COMMUNICATION</b>	<b>331</b>	<b>135</b>	<b>98</b>	<b>370</b>	<b>370</b>
<b>EMPLOYEE REIMBURSEMENTS</b>					
6331 TRAVEL & LODGING	12	32	16	250	250
6334 MILEAGE REIMBURSEMENT	-	-	-	50	50
6335 TRAINING	325	290	165	400	500
<b>TOTAL EMPLOYEE REIMBURSEMENTS</b>	<b>337</b>	<b>322</b>	<b>181</b>	<b>700</b>	<b>800</b>
<b>ADVERTISING AND PUBLISHING</b>					
6352 GENERAL NOTICE & PUBLIC INFOR	-	-	-	200	200
<b>TOTAL ADVERTISING AND PUBLISHING</b>	<b>-</b>	<b>-</b>	<b>-</b>	<b>200</b>	<b>200</b>
<b>INSURANCE</b>					
6361 GENERAL LIABILITY/PROPERTY INS	616	523	525	700	700
<b>TOTAL INSURANCE</b>	<b>616</b>	<b>523</b>	<b>525</b>	<b>700</b>	<b>700</b>
<b>MISCELLANEOUS</b>					
6439 OTHER MISCELLANEOUS	1,676	-	-	-	-
<b>TOTAL MISCELLANEOUS</b>	<b>1,676</b>	<b>-</b>	<b>-</b>	<b>-</b>	<b>-</b>
<b>DUES, SUBSCRIPTIONS, AND REGISTRATION FEES</b>					
6451 MEMBERSHIP DUES	245	160	160	260	200
<b>TOTAL DUES, SUBSCRIPTIONS, AND REGISTRATION FEES</b>	<b>245</b>	<b>160</b>	<b>160</b>	<b>260</b>	<b>200</b>
<b>Total OTHER SERVICES &amp; CHARGES</b>	<b>3,670</b>	<b>1,140</b>	<b>1,120</b>	<b>2,930</b>	<b>2,970</b>
<b>TOTAL EXPENDITURES &amp; OTHER FINANCING</b>	<b>78,448</b>	<b>76,729</b>	<b>80,530</b>	<b>90,995</b>	<b>94,427</b>

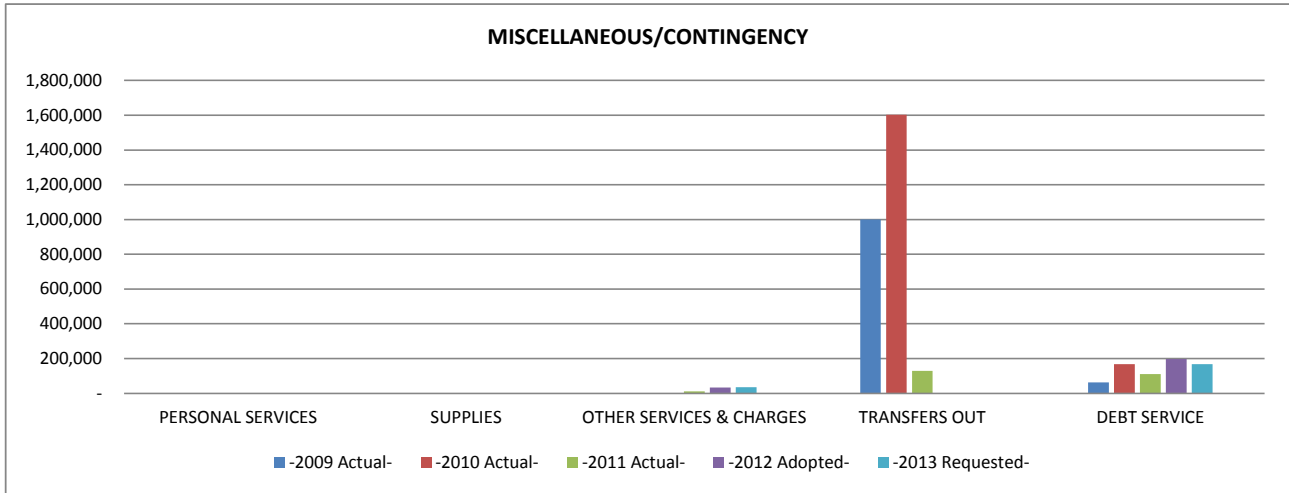
	2009 Actual	2010 Actual	2011 Actual	2012 Adopted	2013 Requested
<b>PERSONNEL COMPLEMENT</b>					
Environmental Specialist/Zoning	1.00	1.00	1.00	1.00	1.00
Environmental Total	1.00	1.00	1.00	1.00	1.00

City of Ramsey 2013 Requested General Fund Budget

**GENERAL FUND 101 - GENERAL GOVERNMENT**  
 LINE ITEM DETAIL BY COST CENTER OR SUB-FUNCTION

**MISCELLANEOUS/CONTINGENCY 892**

EXPENDITURE BY OBJECT SUMMARY	-2009 Actual-	-2010 Actual-	-2011 Actual-	-2012 Adopted-	-2013 Requested-
PERSONAL SERVICES			-		
SUPPLIES			-		
OTHER SERVICES & CHARGES	-	-	10,898	33,726	35,000
TRANSFERS OUT	1,000,000	1,603,000	129,726		
DEBT SERVICE	62,272	168,048	111,344	196,922	168,226
<b>TOTAL EXPENDITURE BY OBJECT</b>	<b>1,062,272</b>	<b>1,771,048</b>	<b>251,968</b>	<b>230,648</b>	<b>203,226</b>



City of Ramsey 2013 Requested General Fund Budget

GENERAL FUND 101 - GENERAL GOVERNMENT  
LINE ITEM DETAIL BY COST CENTER OR SUB-FUNCTION

MISCELLANEOUS/CONTINGENCY 892

EXPENDITURE BY OBJECT RECAP ALL SUB-FUNCTIONS	-2009 Actual-	-2010 Actual-	-2011 Actual-	-2012 Adopted-	-2013 Requested-
<b>OTHER SERVICES &amp; CHARGES</b>					
<b>PROFESSIONAL SERVICES</b>					
6315 MISCELLANEOUS PROFESSIONAL SER	-	-	10,898	33,726	35,000
TOTAL PROFESSIONAL SERVICES	-	-	10,898	33,726	35,000
<b>Total OTHER SERVICES &amp; CHARGES</b>	-	-	<b>10,898</b>	<b>33,726</b>	<b>35,000</b>
<b>TRANSFERS OUT</b>					
<b>OPERATING TRANSFERS</b>					
6820 OPERATING TRANSFERS TO OTHER F	1,000,000	1,603,000	129,726	-	-
TOTAL OPERATING TRANSFERS	1,000,000	1,603,000	129,726	-	-
<b>Total TRANSFERS OUT</b>	<b>1,000,000</b>	<b>1,603,000</b>	<b>129,726</b>	-	-
<b>DEBT SERVICE</b>					
<b>DEBT SERVICE</b>					
6603 OTHER L.T. OBLIGATION PRINCIPA	12,272	168,048	111,344	196,922	168,226
6612 OTHER L/T OBLIGATION INTEREST	50,000	-	-	-	-
TOTAL DEBT SERVICE	62,272	168,048	111,344	196,922	168,226
<b>Total DEBT SERVICE</b>	<b>62,272</b>	<b>168,048</b>	<b>111,344</b>	<b>196,922</b>	<b>168,226</b>
<b>TOTAL EXPENDITURES &amp; OTHER FINANCING</b>	<b>1,062,272</b>	<b>1,771,048</b>	<b>251,968</b>	<b>230,648</b>	<b>203,226</b>

	2009 Actual	2010 Actual	2011 Actual	2012 Adopted	2013 Requested
<b>6603 Debt Service Payment</b>					
Principal - Park & Ride (PIR Fund)	10,400	10,400	10,400	10,400	-
Interest - Park & Ride (PIR Fund)	1,872	1,404	936	468	-
Muni Center Internal Loan (Water Fund)	-	48,488	18,760	79,681	-
Muni Center Internal Loan (Sewer Fund)	-	50,000	19,395	61,853	61,853
Bury Carlson Internal Loan (PIR Fund)	-	57,757	-	44,520	44,520
Municipal Center debt transfer interfund	-	-	61,853	-	61,853
	12,272	168,049	111,344	196,922	168,226