

CITY OF RAMSEY
-GENERAL FUND-
REQUESTED BUDGET
For Fiscal Year 2013

Adopted xx/xx/xxxx



THIS PAGE INTENTIONALLY LEFT BLANK

City of Ramsey 2013 Requested General Fund Budget

GENERAL FUND 101 - BUDGET SUMMARY

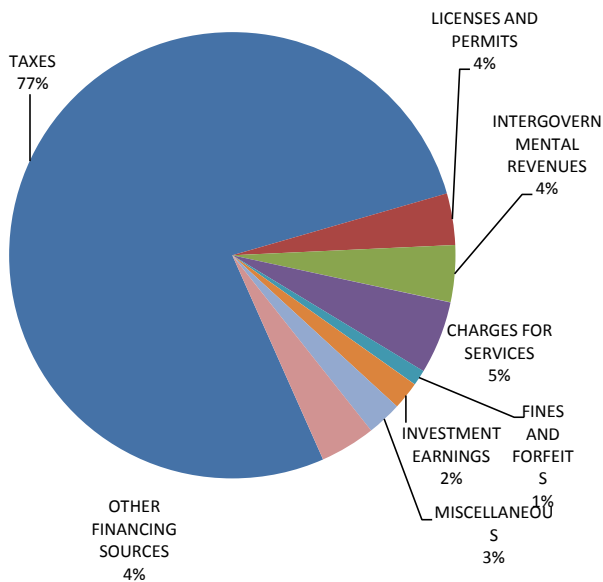
REVENUES

	-2009 Actual-	-2010 Actual-	-2011 actual-	-2012 Adopted-	-2013 Requested-
TAXES	7,702,676	6,843,652	6,624,887	7,090,150	7,233,829
LICENSES AND PERMITS	373,461	412,072	361,443	436,320	437,700
INTERGOVERNMENTAL REVENUES	411,368	336,188	337,673	305,300	305,300
CHARGES FOR SERVICES	527,058	810,738	1,067,467	543,189	1,088,250
FINES AND FORFEITS	113,660	100,199	105,833	108,000	89,000
INVESTMENT EARNINGS	200,763	150,000	100,000	80,000	80,000
MISCELLANEOUS	251,086	21,326	33,574	30,500	10,500
OTHER FINANCING SOURCES	398,620	965,046	629,488	1,054,616	1,221,758
TOTAL REVENUES	9,978,693	9,639,221	9,260,365	9,648,075	10,466,337

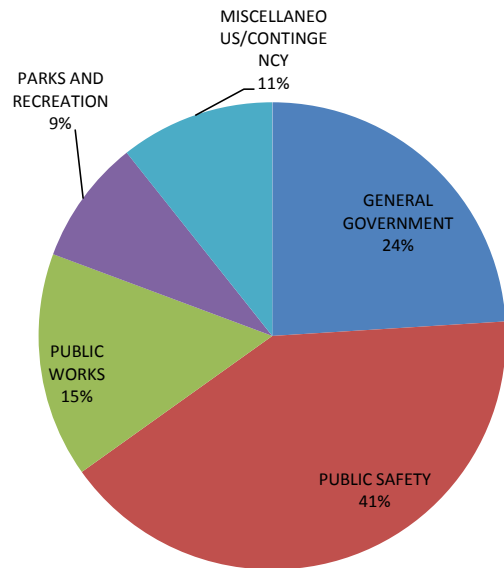
EXPENDITURES

	-2009 Actual-	-2010 Actual-	-2011 Actual-	-2012 Adopted-	-2013 Requested-
GENERAL GOVERNMENT	2,387,581	2,438,559	2,216,649	2,313,552	2,220,181
PUBLIC SAFETY	4,085,589	3,883,322	4,059,795	4,357,209	4,206,270
PUBLIC WORKS	1,546,739	1,741,995	1,744,542	1,829,721	2,885,281
PARKS AND RECREATION	858,108	854,563	875,906	916,945	930,066
MISCELLANEOUS/CONTINGENCY	1,062,272	1,771,048	232,258	230,648	224,539
TOTAL EXPENDITURES	9,940,289	10,689,487	9,129,150	9,648,075	10,466,337

2013 BUDGET - REVENUES



2013 BUDGET - EXPENDITURES



THIS PAGE INTENTIONALLY LEFT BLANK

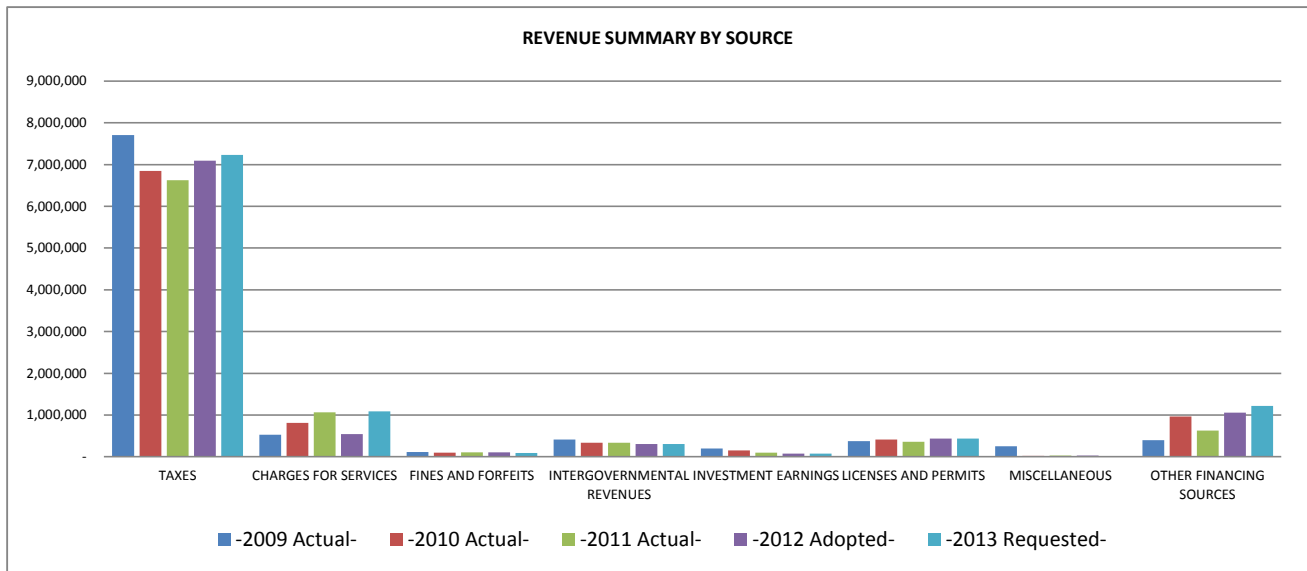
City of Ramsey 2013 Requested General Fund Budget

2009 Actual	2010 Actual	2011 Actual	2012 Adopted	2013 Requested
-------------	-------------	-------------	--------------	----------------

GENERAL FUND 101 - REVENUE SUMMARY	-2009 Actual-	-2010 Actual-	-2011 Actual-	-2012 Adopted-	-2013 Requested-
TAXES	7,702,676	6,843,652	6,624,887	7,090,150	7,233,829
CHARGES FOR SERVICES	527,058	810,738	1,067,467	543,189	1,088,250
FINES AND FORFEITS	113,660	100,199	105,833	108,000	89,000
INTERGOVERNMENTAL REVENUES	411,368	336,188	337,673	305,300	305,300
INVESTMENT EARNINGS	200,763	150,000	100,000	80,000	80,000
LICENSES AND PERMITS	373,461	412,072	361,443	436,320	437,700
MISCELLANEOUS	251,086	21,326	33,574	30,500	10,500
OTHER FINANCING SOURCES	398,620	965,046	629,488	1,054,616	1,221,758
TOTAL REVENUES	9,978,693	9,639,221	9,260,365	9,648,075	10,466,337

HISTORICAL LEVY AMOUNTS

2008 LEVY \$	7,610,338.00	10.54%
2009 LEVY \$	8,092,034.00	6.33%
2010 LEVY \$	7,194,194.00	-11.00%
2011 LEVY \$	6,992,127.00	-3.00%
2012 LEVY \$	6,997,150.00	0.07%
2013 LEVY \$	7,248,829.00	3.60%



City of Ramsey 2013 Requested General Fund Budget

	2009 Actual	2010 Actual	2011 Actual	2012 Adopted	2013 Requested
GENERAL FUND 101 - REVENUE BY SOURCE	-2009 Actual-	-2010 actual-	-2011 Actual-	-2012 Adopted-	-2013 Requested-
TAXES					
-					
4011 CURRENT-AD VALOREM TAXES	6,184,600	5,476,195	5,256,810	5,947,150	6,198,829
401A CURRENT-UNCOLLECTED ALLOWANCE					(100,000)
4012 DELINQUENT-AD VALOREM TAXES	385,970	130,444	100,364	60,000	60,000
4014 FISCAL DISPARITIES	1,064,800	1,199,637	1,161,214	1,050,000	1,050,000
4015 EXCESS TAX INCREMENTS	7,594	28,307	98,079	28,000	20,000
4018 PENALTY/INT-AD VALOREM TAXES	59,714	9,069	8,420	5,000	5,000
TAXES Total	7,702,676	6,843,652	6,624,887	7,090,150	7,233,829
LICENSES AND PERMITS					
- BUSINESS LICENSES/PERMITS					
4140 CREDIT CARD PROCESSING FEES			(6,710)	-	(5,000)
4155 LIQUOR-ON SALE	42,075	42,940	42,500	40,000	40,000
4156 LIQUOR-OFF SALE	860	1,300	1,120	1,920	1,100
4157 NON-INTOXICATING LIQUOR	400	200	-	400	200
4159 MECHANICAL LICENSE	7,500	7,700	8,300	7,500	7,500
4163 PAWNSHOP LICENSE	3,048	3,000	7,365	8,000	7,500
4164 CIGARETTE SALES LICENSE	4,850	4,700	1,700	4,500	2,000
4165 REFUSE HAULERS LICENSE	800	1,600	500	400	400
4166 MOTOR VEHICLES LICENSE	4,952	7,846	2,790	5,000	4,000
4168 PEDDLERS LICENSE	2,105	2,855	1,835	1,000	1,000
4169 GASOLINE SALES LICENSE	1,800	3,600	750	1,800	1,800
4170 OTHER BUSINESS LICENSES & PERM	1,260	5,138	1,605	1,500	1,500
4171 INVESTIGATIVE FEES	-		2,613	-	
- NON-BUSINESS LICENSES/PERMITS					
4205 BUILDING PERMIT	212,649	21,151	163,590	254,600	260,000
4206 PLUMBING PERMIT	16,569	227,886	16,391	20,000	20,000
4207 ANIMAL LICENSE	1,098	825	1,000	700	700
4208 HEATING PERMIT	18,749	25,800	20,913	20,000	20,000
4209 CONDITIONAL USE PERMIT	5,800	5,400	3,000	5,000	6,000
4211 SIGN PERMITS	2,200	1,375	3,350	2,000	2,000
4212 RENTAL LICENSE	8,850	2,025	10,875	1,000	1,000
4213 FIRE PERMIT	2,275	2,366	3,899	2,000	2,000
4214 ELECTRICAL INSPECTION PERMIT		15,438	36,005	30,000	30,000
4220 SEPTIC SYSTEM PERMIT	19,462	14,440	15,070	15,000	20,000
4221 URBAN SEWER PERMIT	3,225	4,425	1,650	7,000	7,000
4222 URBAN WATER PERMIT	3,225	4,675	17,250	7,000	7,000
4230 OTHER NON-BUSINESS LIC & PERM	9,710	5,387	4,082	-	
LICENSES AND PERMITS Total	373,461	412,072	361,443	436,320	437,700
INTERGOVERNMENTAL REVENUES					
- FEDERAL INTERGOVERNMENTAL					
4253 FEDERAL EXCISE TAX REFUND	7,987	6,000	7,485	7,000	7,000
- STATE INTERGOVERNMENTAL					
4263 MARKET VALUE HOMESTEAD CREDIT	90,743	24,153	22,853	-	
4268 MSA FOR STREETS	140,000	140,000	140,000	140,000	140,000
4269 POLICE - INSURANCE PREMIUM TAX	153,589	152,222	152,999	150,000	150,000
4271 POST BOARD REIMBURSEMENT	9,118	8,245	8,332	8,000	8,000
4272 STATE EXCISE TAX REFUND	348	-	143	300	300
4273 OTHER STATE GRANTS & AIDS	9,568	5,568	4,068	-	
- LOCAL INTERGOVERNMENTAL					
4287 OTHER LOCAL GOVERNMENT GRANTS	16	-	1,793	-	
INTERGOVERNMENTAL REVENUES Total	411,368	336,188	337,673	305,300	305,300

City of Ramsey 2013 Requested General Fund Budget

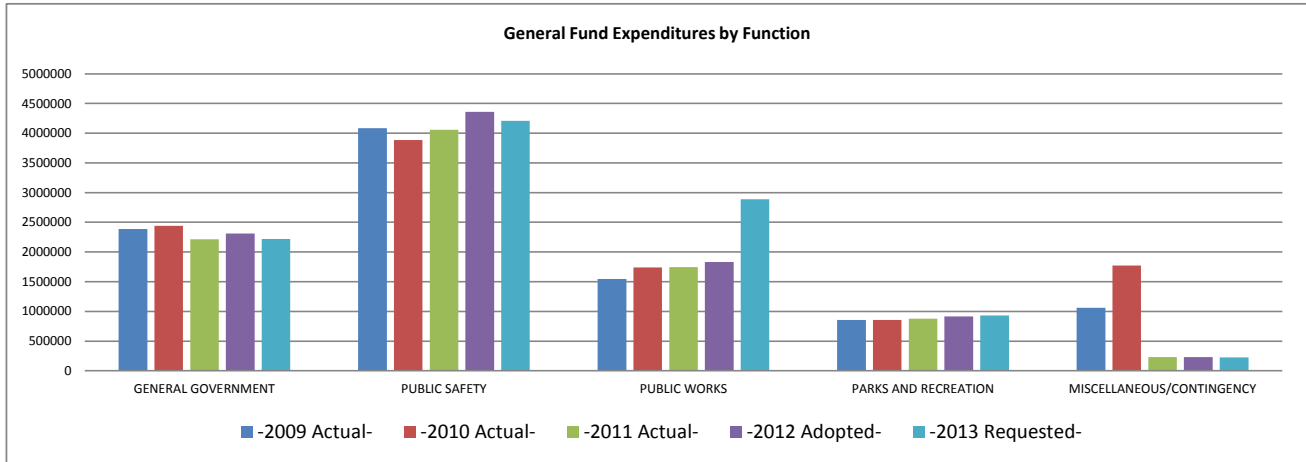
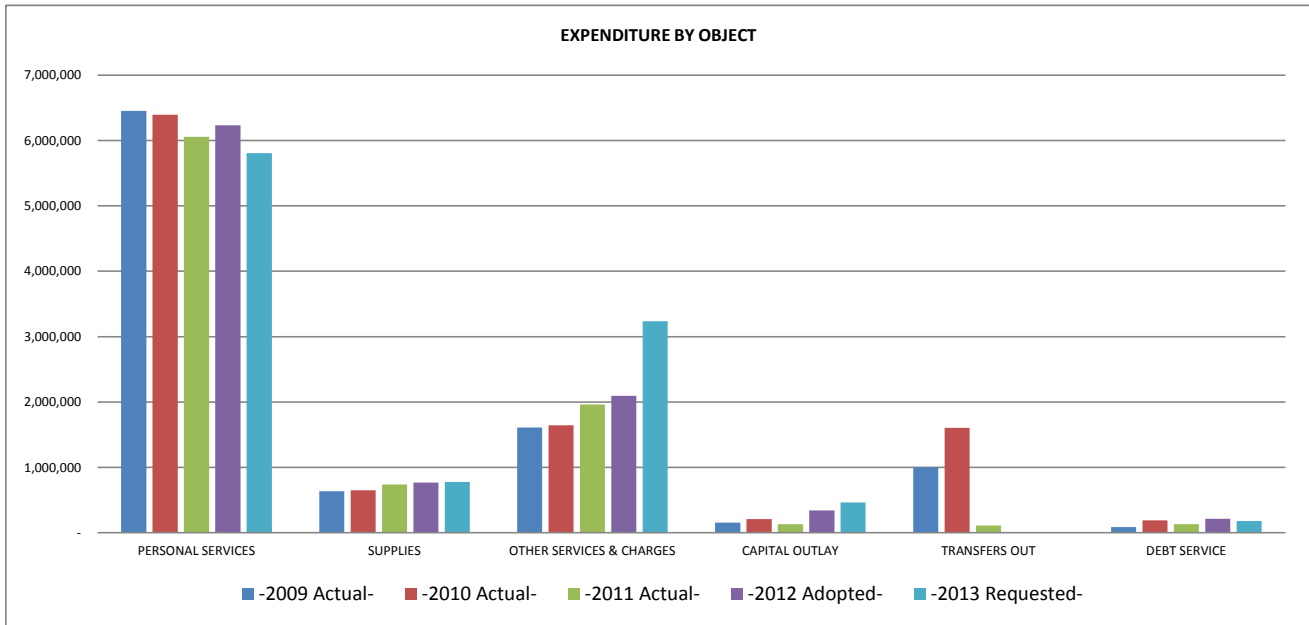
	2009 Actual	2010 Actual	2011 Actual	2012 Adopted	2013 Requested
CHARGES FOR SERVICES					
-					
4305 RENTAL FEES	77,788	91,022	103,981	105,000	123,750
4306 ZONING & SUBDIVISION FEES	1,740	1,325	1,600	-	
4307 PLAN CHECKING FEES	71,781	92,494	75,533	125,020	125,000
4308 SALES OF MAPS & PUBLICATIONS	495	157	150	200	500
4309 ASSESSMENT SEARCHES	660	3,150	4,370	3,000	3,000
4312 GENERAL GOVERNMENT STAFF TIME	11,408	13,092	6,137	9,661	8,000
4326 SPECIAL POLICE SERVICES	62,716	60,239	89,592	60,000	30,000
4327 SPECIAL FIRE PROTECTION SERVIC	45,962	60,152	28,979	20,000	26,000
4328 ACCIDENT REPORTS	1,338	1,272	938	1,200	1,000
4329 OPEN BURN PERMIT FEES	1,250	1,125	1,150	1,000	1,000
4330 OTHER PUBLIC SAFETY	9,412	16,575	11,360	10,000	10,000
4337 ENGINEERING	212,067	457,460	720,671	196,108	750,000
4338 PLAN & SPECIFICATION FEES	6,475	7,030	3,775	4,000	2,000
4339 OTHER PUBLIC WORKS	6,093	5,094	13,315	8,000	8,000
4346 PARK FEES	4,078				
4347 OTHER CULTURE-RECREATION	13,794	551	5,916	-	
CHARGES FOR SERVICES Total	527,058	810,738	1,067,467	543,189	1,088,250
FINES AND FORFEITS					
-					
4452 COURT FINES	106,541	93,854	87,008	105,000	85,000
4453 OTHER FINES & FORFEITS	1,025	2,100	9,721	-	
4454 ADMINISTRATIVE FINES	6,095	4,245	9,104	3,000	4,000
FINES AND FORFEITS Total	113,660	100,199	105,833	108,000	89,000
INVESTMENT EARNINGS					
-					
4701 INTEREST ON INVESTMENTS	200,763	150,000	100,000	80,000	80,000
INVESTMENT EARNINGS Total	200,763	150,000	100,000	80,000	80,000
MISCELLANEOUS					
-					
4604 SURCHARGES	286	528	738	500	500
4605 ELECTION FILING FEES	-		20	-	
4609 OTHER MISCELLANEOUS REVENUES	250,800	20,798	32,816	30,000	10,000
MISCELLANEOUS Total	251,086	21,326	33,574	30,500	10,500
OTHER FINANCING SOURCES					
TRANSFERS IN					
4901 TRANSFER IN FROM OTHER FUNDS	398,620	965,046	629,488	1,054,616	1,221,758
OTHER FINANCING SOURCES Total	398,620	965,046	629,488	1,054,616	1,221,758
TOTAL REVENUE	9,978,693	9,639,221	9,260,365	9,648,075	10,466,337

City of Ramsey 2013 Requested General Fund Budget

	2009 Actual	2010 Actual	2011 Actual	2012 Adopted	2013 Requested
GENERAL FUND 101 - LINE ITEM DETAIL					
4305 Facility Rental					
Water Tower Antenna Lease	77,788	91,022	56,996	60,424	76,682
Anoka County Municipal Center Lease	-	-	42,780	43,318	44,184
Municipal Center Rental	-	-	4,205	1,258	2,884
	<u>77,788</u>	<u>91,022</u>	<u>103,981</u>	<u>105,000</u>	<u>123,750</u>
4326 Special Police Services					
Anoka County System Administration	-	-	75,000	50,000	20,000
Animal Impound / Vehicle Lockout	-	-	14,592	10,000	10,000
	<u>62,716</u>	<u>60,239</u>	<u>89,592</u>	<u>60,000</u>	<u>30,000</u>
4327 Fire Protection Services					
Nowthen Contract	45,962	60,152	31,036	20,000	26,000
	<u>45,962</u>	<u>60,152</u>	<u>31,036</u>	<u>20,000</u>	<u>26,000</u>
4330 Other Public Safety					
Fire Response (Injury, Illegal Burn, Gas Hits)	-	16,575	9,195	10,000	10,000
	<u>9,412</u>	<u>16,575</u>	<u>9,195</u>	<u>10,000</u>	<u>10,000</u>
4337 Engineering					
Riverdale East (15% project cost of \$1M)					150,000
Riverdale Extension to Traprock (15% project cost of \$2.5M)					375,000
Road Reconstruction (15% of project cost of \$1.5M)					225,000
	<u>-</u>	<u>-</u>	<u>-</u>	<u>-</u>	<u>750,000</u>
4339 Other Public Works					
Culvert Sales / Right of Way	6,093	5,094	13,315	8,000	8,000
	<u>6,093</u>	<u>5,094</u>	<u>13,315</u>	<u>8,000</u>	<u>8,000</u>
4609 Other Revenue					
Sales of Ads for Ramsey Resident	250,800	20,798	32,889	28,500	9,500
Auction Proceeds				1,000	-
Misc Revenue			4,306	500	500
	<u>250,800</u>	<u>20,798</u>	<u>37,195</u>	<u>30,000</u>	<u>10,000</u>
4901 Other Finance Sources					
Water Fund Administrative Transfer	30,000	32,000	33,000	34,000	35,000
Sewer Fund Administrative Transfer	24,000	26,000	27,000	28,000	29,000
St. Lighting Fund Administrative Transfer	12,000	12,500	13,000	14,000	15,000
Recycling Fund Administrative Transfer	6,800	7,000	8,000	8,500	9,000
Storm Water Utility Fund Administrative Transfer	19,000	21,000	22,000	23,000	24,000
Prior Year General Fund Encumbrances	-	230,047	-	-	-
Tax Increment Financing #4	-	304,655	250,000	275,000	275,000
Equipment	27,500	-	-	-	-
Equipment Certificate Fund	-	-	16,622	-	463,000
PIR Fund-Street Maintenance	25,000	25,000	25,000	244,500	244,493
Equipment Revolving Fund - Accum Depr on Capital Purchases	32,917	224,850	151,600	340,252	-
Park Maintenance Fund	-	-	-	-	36,507
Landfill Tipping Fee Fund - Environment Services Time	80,470	81,994	83,266	87,364	90,758
	<u>257,687</u>	<u>965,046</u>	<u>629,488</u>	<u>1,054,616</u>	<u>1,221,758</u>

City of Ramsey 2013 Requested General Fund Budget

	2009 Actual	2010 Actual	2011 Actual	2012 Adopted	2013 Requested
EXPENDITURE BY OBJECT SUMMARY	-2009 Actual-	-2010 Actual-	-2011 Actual-	-2012 Adopted-	-2013 Requested-
PERSONAL SERVICES	6,455,126	6,392,832	6,057,525	6,232,372	5,806,331
SUPPLIES	635,725	650,353	737,128	767,725	778,375
OTHER SERVICES & CHARGES	1,609,184	1,642,568	1,961,039	2,094,613	3,237,808
CAPITAL OUTLAY	152,529	210,086	132,579	340,252	463,000
TRANSFERS OUT	1,000,000	1,603,000	110,016	-	-
DEBT SERVICE	87,724	190,648	130,863	213,113	180,823
TOTAL EXPENDITURE BY OBJECT	9,940,289	10,689,487	9,129,150	9,648,075	10,466,337



City of Ramsey 2013 Requested General Fund Budget

	2009 Actual	2010 Actual	2011 Actual	2012 Adopted	2013 Requested	
EXPENDITURE BY OBJECT RECAP ALL SUB-FUNCTIONS						
	-2009 Actual-	-2010 Actual-	-2011 Actual-	-2012 Adopted-	-2013 Requested-	
GENERAL GOVERNMENT						
0111	MAYOR AND COUNCIL	141,081	121,928	138,704	123,806	114,666
0114	CHARTER/PLAN/HORSE COMMISSIONS	9,459	7,791	6,709	10,145	9,907
0130	ADMINISTRATION	887,449	823,389	698,544	695,392	562,739
0141	ELECTIONS	237	27,330	2,571	37,432	10,269
0153	FINANCE	374,351	369,029	320,717	319,044	311,108
0155	ASSESSING	110,881	135,018	134,439	135,000	136,000
0161	LEGAL	104,524	127,252	116,864	121,000	126,000
0191	PLANNING & ZONING	159,674	222,579	185,583	180,769	159,067
0192	DATA PROCESSING	217,646	232,301	228,837	256,544	380,001
0194	GENERAL GOVERNMENT BUILDINGS	350,240	330,178	340,783	394,744	372,622
0195	NEWSLETTER	32,038	41,764	42,898	39,676	37,802
GENERAL GOVERNMENT Total		2,387,581	2,438,559	2,216,649	2,313,552	2,220,181
PUBLIC SAFETY						
0211	POLICE PROTECTION	2,839,750	2,860,250	2,957,927	3,090,866	3,039,458
0220	FIRE PROTECTION	749,282	683,788	728,374	872,656	848,437
0240	PROTECTIVE INSPECTIONS	404,807	250,860	273,620	257,088	198,038
0250	CIVIL DEFENSE	2,036	5,468	6,067	11,200	12,300
0260	TRAFFIC ENGINEERING	70,205	74,292	76,139	106,204	91,087
0270	ANIMAL CONTROL	9,836	3,712	10,187	10,600	10,600
0280	COMMUNITY ORIENTING POLICING	9,674	4,952	7,481	8,595	6,350
PUBLIC SAFETY Total		4,085,589	3,883,322	4,059,795	4,357,209	4,206,270
PUBLIC WORKS						
0301	ENGINEERING	532,486	493,096	430,035	453,827	412,961
0311	STREET MAINTENANCE	797,625	984,154	1,095,141	1,129,529	2,213,492
0312	SNOW & ICE REMOVAL	216,628	264,745	219,366	246,365	258,828
PUBLIC WORKS Total		1,546,739	1,741,995	1,744,542	1,829,721	2,885,281
PARKS AND RECREATION						
0452	PARK & RECREATION	734,506	767,753	783,429	815,950	825,639
0455	COMMUNITY PROGRAMS	45,154	10,081	11,654	10,000	10,000
0461	ENVIRONMENTAL SERVICES	78,448	76,729	80,823	90,995	94,427
PARKS AND RECREATION Total		858,108	854,563	875,906	916,945	930,066
MISCELLANEOUS/CONTINGENCY						
0892	EXPENDITURE RESERVE	1,062,272	1,771,048	232,258	230,648	224,539
MISCELLANEOUS/CONTINGENCY Total		1,062,272	1,771,048	232,258	230,648	224,539
TOTAL EXPENDITURES & OTHER FINANCING		9,940,289	10,689,487	9,129,150	9,648,075	10,466,337

City of Ramsey 2013 Requested General Fund Budget

	2009 Actual	2010 Actual	2011 Actual	2012 Adopted	2013 Requested
EXPENDITURE BY OBJECT RECAP ALL SUB-FUNCTIONS					
PERSONAL SERVICES	-2009 Actual-	-2010 Actual-	-2011 Actual-	-2012 Adopted-	-2013 Requested-
PERSONAL SERVICES					
WAGES AND SALARIES					
6102 F.T. REGULAR-WAGES & SALARIES	4,532,256	4,360,499	4,050,888	4,103,959	3,855,578
6103 FULL TIME-REGULAR-OVERTIME	96,845	126,314	100,046	111,700	113,200
6104 PART TIME-WAGES & SALARIES	386,902	366,164	342,597	343,565	296,875
6105 TEMPORARY-WAGES & SALARIES	76,387	105,137	138,516	200,495	103,335
6107 OVERTIME-PART TIME	-	-	325	-	-
WAGES AND SALARIES	5,092,391	4,958,114	4,632,372	4,759,719	4,368,988
OTHER GROSS EARNINGS					
6108 SEVERANCE PAY	6,477	68,747	16,052	-	-
OTHER GROSS EARNINGS	6,477	68,747	16,052	-	-
EMPLOYER CONTRIBUTIONS					
6121 PERA CONTRIBUTIONS	451,895	456,570	443,873	453,154	427,246
6122 FICA/MEDICARE CONTRIBUTIONS	257,671	245,566	222,504	248,805	223,912
6123 ICMA RETIREMENT TRUST	2,000	2,000	2,000	2,000	2,000
6131 GROUP INSURANCE	522,254	545,626	587,826	637,024	652,842
6132 DISABILITY INSURANCE	1,179	1,284	-	1,300	1,300
6133 WORKERS COMP INSURANCE PREMIUM	121,258	114,925	152,898	130,370	130,043
EMPLOYER CONTRIBUTIONS	1,356,258	1,365,971	1,409,101	1,472,653	1,437,343
PERSONAL SERVICES Total	6,455,126	6,392,832	6,057,525	6,232,372	5,806,331
SUPPLIES					
OFFICE SUPPLIES					
6203 DUPLICATING SUPPLY & COPY PAPE	6,879	8,074	6,352	5,500	6,000
6204 STATIONERY, ENVELOPES & FORMS	6,466	5,309	5,200	6,800	5,350
6205 DRAFTING SUPPLIES	49	514	-	1,000	1,000
6206 FILM, MICROFILM, TAPES, DISKS	1,491	536	835	1,750	1,700
6207 TRAINING SUPPLIES	2,359	2,760	3,214	3,000	3,000
6208 MISCELLANEOUS OFFICE SUPPLIES	14,894	10,909	12,876	18,975	15,975
OFFICE SUPPLIES	32,137	28,102	28,477	37,025	33,025
OPERATING SUPPLIES					
6221 CLEANING SUPPLIES	2,329	1,928	1,798	3,200	2,700
6223 GASOLINE	90,493	102,934	136,356	138,300	132,500
6225 DIESEL FUEL	42,168	50,640	56,079	59,000	60,000
6227 LUBRICANTS & ADDITIVES	1,711	3,852	3,795	5,700	5,500
6229 SHOP MATERIALS	6,034	4,741	8,304	7,700	7,700
6231 UNIFORMS & TURN-OUT GEAR	58,811	44,640	62,890	51,800	48,000
6233 BATTERIES	3,870	1,002	1,713	3,500	2,800
6235 AMMUNITION	5,342	5,909	7,077	7,000	7,000
6237 CRIME SCENE KIT MATERIALS	691	789	1,000	2,000	1,000
6239 FIRST AID SUPPLIES	2,860	4,870	4,679	4,000	4,000
6241 COMMUNITY POLICING SUPPLIES	12,640	4,280	6,219	5,000	5,000
6247 HAPPY DAYS SUPPLIES	7,500	7,000	7,000	7,000	7,000
6249 MISCELLANEOUS OPERATING SUPPLY	110,053	104,783	121,839	108,900	110,650
OPERATING SUPPLIES	344,503	337,368	418,749	403,100	393,850
REPAIR AND MAINTENANCE SUPPLIES					
6251 BATTERIES	824	1,634	1,195	2,500	3,200
6253 BRAKES	2,432	1,027	2,812	2,500	2,500
6255 TIRES	7,732	7,979	9,449	10,500	11,000
6257 OTHER VEHICLE PARTS	68,982	57,503	79,834	67,800	69,000
6259 BUILDING MAINT/REPAIR SUPPLIES	4,060	6,120	4,896	6,250	9,700
6261 SAND & GRAVEL	4,906	1,980	3,110	4,000	4,000
6263 SALT	79,013	109,785	71,413	78,000	84,000
6265 ASPHALT	18,148	24,922	30,862	30,000	30,000
6266 SCBA-PARTS	-	4,357	3,529	4,500	4,500
6267 OTHER STREET MAINTENANCE SUPPL	2,724	2,608	5,155	4,800	5,000
6269 LANDSCAPE MATERIALS	16,460	17,577	20,147	20,500	20,500
6271 SIGN REPAIR MATERIALS	839	750	-	3,500	3,500
6275 OTHER EQUIPMENT PARTS	3,322	3,181	2,281	7,900	7,900
REPAIR AND MAINTENANCE SUPPLIES	209,442	239,423	234,683	242,750	254,800
SMALL TOOLS AND MINOR EQUIPMENT					
6281 SMALL TOOLS & MINOR EQUIPMENT	49,617	45,460	55,219	84,600	96,600
SMALL TOOLS AND MINOR EQUIPMENT	49,617	45,460	55,219	84,600	96,600

City of Ramsey 2013 Requested General Fund Budget

	2009 Actual	2010 Actual	2011 Actual	2012 Adopted	2013 Requested
MERCHANDISE FOR RESALE					
6291 CULVERTS, SIGNS, STREET SUPPLY	26	-	-	250	100
MERCHANDISE FOR RESALE	26	-	-	250	100
SUPPLIES Total	635,725	650,353	737,128	767,725	778,375
OTHER SERVICES & CHARGES					
PROFESSIONAL SERVICES					
6302 AUDITING & ACCOUNTING SERVICES	30,615	32,535	30,085	33,600	33,600
6304 LEGAL FEES	103,651	126,355	115,864	120,000	125,000
6305 MEDICAL/PSYCHOLOGICAL FEES	3,161	10,204	9,293	10,250	6,000
6306 PERSONNEL TESTING & RECRUITMT	621	544	544	800	2,200
6315 MISCELLANEOUS PROFESSIONAL SER	138,753	119,666	230,198	259,731	333,013
PROFESSIONAL SERVICES	276,801	289,304	385,984	424,381	499,813
COMMUNICATION					
6321 TELEPHONE	28,556	25,965	23,801	25,530	26,150
6322 POSTAGE	15,969	14,471	14,021	21,513	14,775
6323 CELLULAR PHONES	29,717	29,840	30,860	32,350	32,750
6325 LONG DISTANCE CHARGES	78	-	-	180	200
COMMUNICATION	74,320	70,276	68,682	79,573	73,875
EMPLOYEE REIMBURSEMENTS					
6331 TRAVEL & LODGING	7,371	9,495	9,329	9,550	9,400
6334 MILEAGE REIMBURSEMENT	1,572	965	921	1,850	1,750
6335 TRAINING	55,359	52,993	65,447	70,500	70,500
EMPLOYEE REIMBURSEMENTS	64,302	63,453	75,697	81,900	81,650
ADVERTISING AND PUBLISHING					
6352 GENERAL NOTICE & PUBLIC INFOR	21,727	31,922	35,752	27,300	28,300
6353 ORDINANCE PUBLICATION	1,691	1,717	1,138	2,000	1,700
6354 HELP WANTED ADVERTISEMENTS	517	1,598	296	1,000	1,000
ADVERTISING AND PUBLISHING	23,935	35,237	37,186	30,300	31,000
INSURANCE					
6361 GENERAL LIABILITY/PROPERTY INS	110,572	108,747	118,902	122,275	126,875
INSURANCE	110,572	108,747	118,902	122,275	126,875
UTILITIES					
6371 ELECTRIC UTILITIES	135,905	146,874	134,739	150,800	148,400
6372 WATER/IRRIGATION	52,013	37,305	60,680	51,600	45,600
6373 GAS	55,700	47,665	51,264	62,050	67,150
6374 REFUSE/RECYCLING	10,167	10,223	8,355	10,900	10,900
UTILITIES	253,785	242,067	255,038	275,350	272,050
REPAIRS AND MAINTENANCE - LABOR					
6381 BUILDING & STRUCTURE REPAIR	15,138	13,960	17,913	15,000	23,000
6382 MACHINERY & EQUIPMENT REPAIR	10,101	7,891	6,190	16,700	25,500
6383 OFFICE EQUIPMENT REPAIR	65	-	-	700	700
6386 BRAKE REPAIR	-	-	-	1,000	1,000
6387 TIRE MOUNTING & BALANCING	465	399	60	500	500
6388 OTHER VEHICLE REPAIR	35,370	26,151	29,732	39,500	41,500
6389 TOWING SERVICES	-	-	-	5,000	3,500
REPAIRS AND MAINTENANCE - LABOR	61,139	48,401	53,895	78,400	95,700
REPAIRS AND MAINTENANCE - CONTRACTS					
6404 MACHINERY & EQUIPMENT	1,210	1,211	1,208	1,500	1,500
6405 OFFICE & DATA PROCESSING EQUIP	181,732	188,034	194,505	208,084	222,420
REPAIRS AND MAINTENANCE - CONTRACTS	182,942	189,245	195,713	209,584	223,920
RENTALS					
6413 OFFICE EQUIPMENT RENTAL	4,049	1,689	4,529	4,700	5,000
6415 OTHER EQUIPMENT RENTAL	37,409	30,126	35,234	37,580	49,100
6416 MACHINERY RENTAL	-	727	-	1,000	1,000
6417 UNIFORM RENTAL	5,476	5,567	4,083	7,750	8,050
RENTALS	46,935	38,109	43,846	51,030	63,150
MISCELLANEOUS					
6435 FINANCE CHARGES	20	-	-	-	-
6439 OTHER MISCELLANEOUS	1,676	-	-	-	-
MISCELLANEOUS	1,696	-	-	-	-
DUES, SUBSCRIPTIONS, AND REGISTRATION FEES					
6451 MEMBERSHIP DUES	53,517	46,284	45,281	45,640	48,125
6452 SUBSCRIPTIONS	1,252	1,644	1,059	1,350	1,650
DUES, SUBSCRIPTIONS, AND REGISTRATION FEES	54,769	47,928	46,340	46,990	49,775

City of Ramsey 2013 Requested General Fund Budget

	2009 Actual	2010 Actual	2011 Actual	2012 Adopted	2013 Requested
BOOKS AND PAMPHLETS					
6471 BOOKS & PAMPHLETS	1,493	487	342	3,050	2,600
BOOKS AND PAMPHLETS	1,493	487	342	3,050	2,600
CONTRACTED SERVICES					
6486 CONTRACTED COMMUNITY SCHOOL PR	33,775	-	-	-	
6488 STREET MAINTENANCE CONTRACT	251,923	326,247	475,709	494,500	1,500,000
6489 OTHER CONTRACTED SERVICES	170,797	183,067	203,705	197,280	217,400
CONTRACTED SERVICES	456,495	509,314	679,414	691,780	1,717,400
OTHER SERVICES & CHARGES Total	1,609,184	1,642,568	1,961,039	2,094,613	3,237,808
CAPITAL OUTLAY					
CAPITAL OUTLAY					
6540 HEAVY MACHINERY	-	80,887	-	130,000	285,000
6550 MOTOR VEHICLES	103,422	89,628	126,679	158,405	102,000
6580 OTHER EQUIPMENT	32,427	14,473	-	27,847	51,000
6585 COMPUTER HARDWARE/SOFTWARE	16,681	25,098	5,900	24,000	25,000
CAPITAL OUTLAY	152,529	210,086	132,579	340,252	463,000
CAPITAL OUTLAY Total	152,529	210,086	132,579	340,252	463,000
TRANSFERS OUT					
OPERATING TRANSFERS					
6820 OPERATING TRANSFERS TO OTHER F	1,000,000	1,603,000	110,016	-	
OPERATING TRANSFERS	1,000,000	1,603,000	110,016	-	-
TRANSFERS OUT Total	1,000,000	1,603,000	110,016	-	-
DEBT SERVICE					
DEBT SERVICE					
6603 OTHER L.T. OBLIGATION PRINCIPA	37,724	190,648	130,863	213,113	180,823
6612 OTHER L/T OBLIGATION INTEREST	50,000	-	-	-	
DEBT SERVICE	87,724	190,648	130,863	213,113	180,823
DEBT SERVICE Total	87,724	190,648	130,863	213,113	180,823
TOTAL EXPENDITURES & OTHER FINANCING	9,940,289	10,689,487	9,129,150	9,648,075	10,466,337

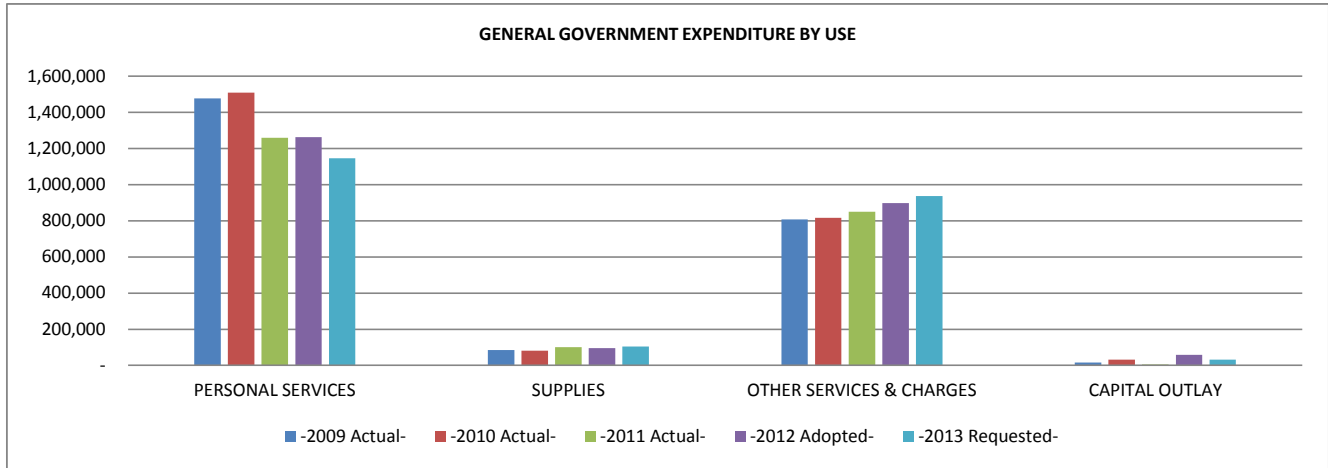
THIS PAGE INTENTIONALLY LEFT BLANK

City of Ramsey 2013 Requested General Fund Budget

GENERAL FUND 101 - GENERAL GOVERNMENT

2009 Actual	2010 Actual	2011 Actual	2012 Adopted	2013 Requested
GENERAL GOVERNMENT				111-195

EXPENDITURE BY OBJECT SUMMARY	-2009 Actual-	-2010 Actual-	-2011 Actual-	-2012 Adopted-	-2013 Requested-
PERSONAL SERVICES	1,477,693	1,510,143	1,260,420	1,263,115	1,146,426
SUPPLIES	85,090	81,211	100,747	95,225	105,025
OTHER SERVICES & CHARGES	808,117	816,124	849,582	897,612	937,730
CAPITAL OUTLAY	16,681	31,081	5,900	57,600	31,000
TOTAL EXPENDITURE BY OBJECT	2,387,581	2,438,559	2,216,649	2,313,552	2,220,181



City of Ramsey 2013 Requested General Fund Budget

GENERAL FUND 101 - GENERAL GOVERNMENT

2009 Actual	2010 Actual	2011 Actual	2012 Adopted	2013 Requested
GENERAL GOVERNMENT				111-195

LINE ITEM DETAIL BY COST CENTER OR SUB-FUNCTION

EXPENDITURE BY OBJECT RECAP ALL SUB-FUNCTIONS		-2009 Actual-	-2010 Actual-	-2011 Actual-	-2012 Adopted-	-2013 Requested-
PERSONAL SERVICES						
WAGES AND SALARIES						
6102	F.T. REGULAR-WAGES & SALARIES	1,032,279	1,005,334	813,635	786,615	800,854
6103	FULL TIME-REGULAR-OVERTIME	762	2,322	876	1,200	1,200
6104	PART TIME-WAGES & SALARIES	119,393	118,655	107,371	92,187	49,705
6105	TEMPORARY-WAGES & SALARIES	22,585	45,846	36,598	76,360	10,460
6107	OVERTIME-PART TIME	-	-	325	-	-
TOTAL WAGES AND SALARIES		1,175,019	1,172,157	958,805	956,362	862,219
OTHER GROSS EARNINGS						
6108	SEVERANCE PAY	155	20,904	10,027	-	-
TOTAL OTHER GROSS EARNINGS		155	20,904	10,027	-	-
EMPLOYER CONTRIBUTIONS						
6121	PERA CONTRIBUTIONS	73,923	76,753	64,188	60,829	59,240
6122	FICA/MEDICARE CONTRIBUTIONS	84,766	83,966	69,125	78,203	72,609
6123	ICMA RETIREMENT TRUST	2,000	2,000	2,000	2,000	2,000
6131	GROUP INSURANCE	131,054	144,555	143,431	152,769	139,998
6133	WORKERS COMP INSURANCE PREMIUM	10,777	9,808	12,844	12,952	10,360
TOTAL EMPLOYER CONTRIBUTIONS		302,519	317,082	291,588	306,753	284,207
Total PERSONAL SERVICES		1,477,693	1,510,143	1,260,420	1,263,115	1,146,426
SUPPLIES						
OFFICE SUPPLIES						
6203	DUPLICATING SUPPLY & COPY PAPER	6,879	8,074	6,352	5,500	6,000
6204	STATIONERY, ENVELOPES & FORMS	3,773	2,913	2,401	3,300	2,800
6206	FILM, MICROFILM, TAPES, DISKS	-	122	142	500	500
6208	MISCELLANEOUS OFFICE SUPPLIES	6,120	4,861	6,098	7,425	6,275
TOTAL OFFICE SUPPLIES		16,771	15,970	14,993	16,725	15,575
OPERATING SUPPLIES						
6221	CLEANING SUPPLIES	2,329	1,928	1,798	3,000	2,500
6223	GASOLINE	1,870	2,384	2,754	3,000	3,000
6225	DIESEL FUEL	614	246	484	1,500	2,000
6247	HAPPY DAYS SUPPLIES	7,500	7,000	7,000	7,000	7,000
6249	MISCELLANEOUS OPERATING SUPPLY	30,850	31,636	38,971	31,100	32,050
TOTAL OPERATING SUPPLIES		43,163	43,194	51,007	45,600	46,550
REPAIR AND MAINTENANCE SUPPLIES						
6257	OTHER VEHICLE PARTS	1,366	926	1,428	1,000	1,000
6259	BUILDING MAINT/REPAIR SUPPLIES	426	2,750	2,302	2,500	5,500
6275	OTHER EQUIPMENT PARTS	344	85	10	400	400
TOTAL REPAIR AND MAINTENANCE SUPPLIES		2,136	3,761	3,740	3,900	6,900
SMALL TOOLS AND MINOR EQUIPMENT						
6281	SMALL TOOLS & MINOR EQUIPMENT	23,020	18,286	31,007	29,000	36,000
TOTAL SMALL TOOLS AND MINOR EQUIPMENT		23,020	18,286	31,007	29,000	36,000
Total SUPPLIES		85,090	81,211	100,747	95,225	105,025
OTHER SERVICES & CHARGES						
PROFESSIONAL SERVICES						
6302	AUDITING & ACCOUNTING SERVICES	27,455	29,285	26,835	30,000	30,000
6304	LEGAL FEES	103,651	126,355	115,864	120,000	125,000
6305	MEDICAL/PSYCHOLOGICAL FEES	234	5,404	3,488	10,000	6,000
6306	PERSONNEL TESTING & RECRUITMT	621	544	544	800	2,200
6315	MISCELLANEOUS PROFESSIONAL SER	83,268	38,876	60,573	70,805	70,500
TOTAL PROFESSIONAL SERVICES		215,229	200,464	207,304	231,605	233,700
COMMUNICATION						
6321	TELEPHONE	18,712	17,465	16,549	17,350	17,600
6322	POSTAGE	11,406	11,472	11,273	16,193	10,005
6323	CELLULAR PHONES	4,892	5,351	5,684	4,750	5,750
6325	LONG DISTANCE CHARGES	51	-	-	180	200
TOTAL COMMUNICATION		35,061	34,288	33,506	38,473	33,555

City of Ramsey 2013 Requested General Fund Budget

GENERAL FUND 101 - GENERAL GOVERNMENT		2009 Actual	2010 Actual	2011 Actual	2012 Adopted	2013 Requested
EMPLOYEE REIMBURSEMENTS						
6331	TRAVEL & LODGING	4,955	5,384	4,351	4,400	4,200
6334	MILEAGE REIMBURSEMENT	356	446	213	700	550
6335	TRAINING	14,342	7,855	15,699	20,000	18,500
TOTAL EMPLOYEE REIMBURSEMENTS		19,653	13,685	20,263	25,100	23,250
ADVERTISING AND PUBLISHING						
6352	GENERAL NOTICE & PUBLIC INFOR	21,727	31,922	35,752	27,100	28,100
6353	ORDINANCE PUBLICATION	1,691	1,717	1,138	2,000	1,700
6354	HELP WANTED ADVERTISEMENTS	517	1,598	296	1,000	1,000
TOTAL ADVERTISING AND PUBLISHING		23,935	35,237	37,186	30,100	30,800
INSURANCE						
6361	GENERAL LIABILITY/PROPERTY INS	31,807	29,674	35,502	33,975	33,875
TOTAL INSURANCE		31,807	29,674	35,502	33,975	33,875
UTILITIES						
6371	ELECTRIC UTILITIES	82,185	91,868	85,527	91,700	95,000
6372	WATER/IRRIGATION	4,002	3,632	10,080	5,000	5,000
6373	GAS	33,823	29,323	30,505	35,000	40,000
6374	REFUSE/RECYCLING	5,788	5,713	4,049	6,000	6,000
TOTAL UTILITIES		125,799	130,536	130,161	137,700	146,000
REPAIRS AND MAINTENANCE - LABOR						
6381	BUILDING & STRUCTURE REPAIR	1,771	347	814	2,000	10,000
6382	MACHINERY & EQUIPMENT REPAIR	1,443	865	2,379	2,000	10,000
6388	OTHER VEHICLE REPAIR	71	-	60	500	500
TOTAL REPAIRS AND MAINTENANCE - LABOR		3,284	1,212	3,253	4,500	20,500
REPAIRS AND MAINTENANCE - CONTRACTS						
6405	OFFICE & DATA PROCESSING EQUIP	178,231	185,476	190,341	201,294	212,200
TOTAL REPAIRS AND MAINTENANCE - CONTRACTS		178,231	185,476	190,341	201,294	212,200
RENTALS						
6415	OTHER EQUIPMENT RENTAL	512	643	771	1,000	1,000
6417	UNIFORM RENTAL	-	107	28	750	750
TOTAL RENTALS		512	750	799	1,750	1,750
MISCELLANEOUS						
6435	FINANCE CHARGES	20	-	-	-	-
TOTAL MISCELLANEOUS		20	-	-	-	-
DUES, SUBSCRIPTIONS, AND REGISTRATION FEES						
6451	MEMBERSHIP DUES	47,829	39,549	39,610	39,385	40,950
6452	SUBSCRIPTIONS	1,172	834	1,059	1,100	1,400
TOTAL DUES, SUBSCRIPTIONS, AND REGISTRATION FEES		49,001	40,383	40,669	40,485	42,350
BOOKS AND PAMPHLETS						
6471	BOOKS & PAMPHLETS	348	341	-	350	350
TOTAL BOOKS AND PAMPHLETS		348	341	-	350	350
CONTRACTED SERVICES						
6489	OTHER CONTRACTED SERVICES	125,236	144,078	150,598	152,280	159,400
TOTAL CONTRACTED SERVICES		125,236	144,078	150,598	152,280	159,400
Total OTHER SERVICES & CHARGES		808,117	816,124	849,582	897,612	937,730
CAPITAL OUTLAY						
CAPITAL OUTLAY						
6550	MOTOR VEHICLES	-	-	-	27,600	-
6580	OTHER EQUIPMENT	-	5,983	-	6,000	6,000
6585	COMPUTER HARDWARE/SOFTWARE	16,681	25,098	5,900	24,000	25,000
TOTAL CAPITAL OUTLAY		16,681	31,081	5,900	57,600	31,000
Total CAPITAL OUTLAY		16,681	31,081	5,900	57,600	31,000
TOTAL EXPENDITURES & OTHER FINANCING		2,387,581	2,438,559	2,216,649	2,313,552	2,220,181

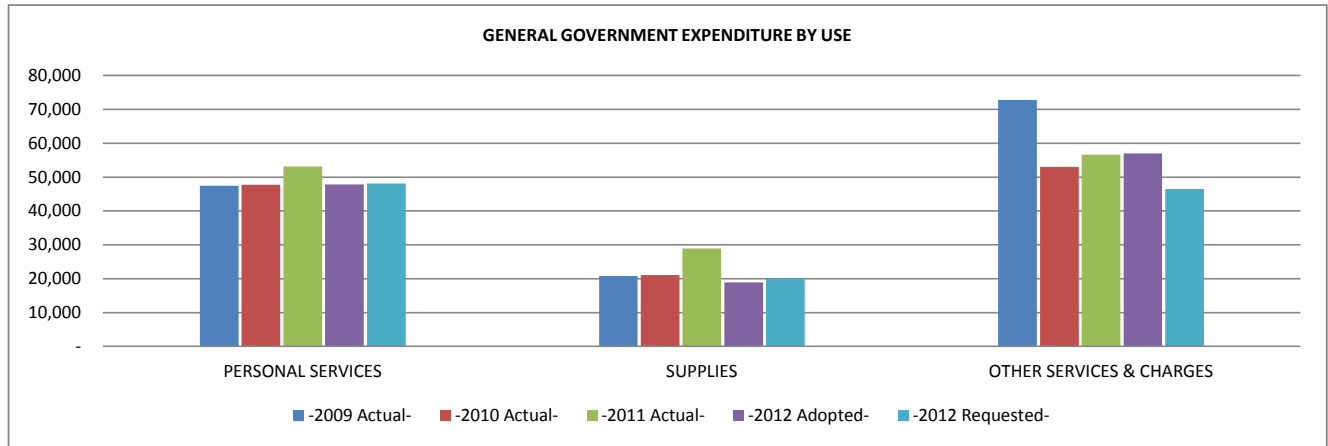
THIS PAGE INTENTIONALLY LEFT BLANK

City of Ramsey 2013 Requested General Fund Budget

GENERAL FUND 101 - GENERAL GOVERNMENT
 LINE ITEM DETAIL BY COST CENTER OR SUB-FUNCTION

MAYOR AND COUNCIL **111**

EXPENDITURE BY OBJECT SUMMARY	-2009 Actual-	-2010 Actual-	-2011 Actual-	-2012 Adopted-	-2012 Requested-
PERSONAL SERVICES	47,472	47,745	53,096	47,866	48,166
SUPPLIES	20,765	21,122	28,921	18,900	20,000
OTHER SERVICES & CHARGES	72,844	53,061	56,687	57,040	46,500
TOTAL EXPENDITURE BY OBJECT	141,081	121,928	138,704	123,806	114,666



City of Ramsey 2013 Requested General Fund Budget

GENERAL FUND 101 - GENERAL GOVERNMENT

LINE ITEM DETAIL BY COST CENTER OR SUB-FUNCTION

MAYOR AND COUNCIL

111

EXPENDITURE BY OBJECT RECAP ALL SUB-FUNCTIONS	-2009 Actual-	-2010 Actual-	-2011 Actual-	-2012 Adopted-	-2013 Requested-
PERSONAL SERVICES					
WAGES AND SALARIES					
6104 PART TIME-WAGES & SALARIES	44,000	44,000	48,550	44,000	44,000
TOTAL WAGES AND SALARIES	44,000	44,000	48,550	44,000	44,000
EMPLOYER CONTRIBUTIONS					
6121 PERA CONTRIBUTIONS	50	300	600	300	600
6122 FICA/MEDICARE CONTRIBUTIONS	3,366	3,366	3,691	3,366	3,366
6133 WORKERS COMP INSURANCE PREMIUM	56	79	255	200	200
TOTAL EMPLOYER CONTRIBUTIONS	3,472	3,745	4,546	3,866	4,166
Total PERSONAL SERVICES	47,472	47,745	53,096	47,866	48,166
SUPPLIES					
OPERATING SUPPLIES					
6247 HAPPY DAYS SUPPLIES	7,500	7,000	7,000	7,000	7,000
6249 MISCELLANEOUS OPERATING SUPPLY	13,265	14,122	21,921	11,900	13,000
TOTAL OPERATING SUPPLIES	20,765	21,122	28,921	18,900	20,000
Total SUPPLIES	20,765	21,122	28,921	18,900	20,000
OTHER SERVICES & CHARGES					
PROFESSIONAL SERVICES					
6315 MISCELLANEOUS PROFESSIONAL SER	18,648	11,689	13,231	11,300	-
TOTAL PROFESSIONAL SERVICES	18,648	11,689	13,231	11,300	-
COMMUNICATION					
6322 POSTAGE	38	-	100	100	100
TOTAL COMMUNICATION	38	-	100	100	100
EMPLOYEE REIMBURSEMENTS					
6331 TRAVEL & LODGING	1,087	744	477	1,500	800
6335 TRAINING	3,894	675	1,572	1,500	2,500
TOTAL EMPLOYEE REIMBURSEMENTS	4,981	1,419	2,049	3,000	3,300
INSURANCE					
6361 GENERAL LIABILITY/PROPERTY INS	6,683	6,059	6,800	6,600	7,200
TOTAL INSURANCE	6,683	6,059	6,800	6,600	7,200
DUES, SUBSCRIPTIONS, AND REGISTRATION FEES					
6451 MEMBERSHIP DUES	42,162	33,894	34,042	35,540	35,900
TOTAL DUES, SUBSCRIPTIONS, AND REGISTRATION FEES	42,162	33,894	34,042	35,540	35,900
CONTRACTED SERVICES					
6489 OTHER CONTRACTED SERVICES	332	-	465	500	-
TOTAL CONTRACTED SERVICES	332	-	465	500	-
Total OTHER SERVICES & CHARGES	72,844	53,061	56,687	57,040	46,500
TOTAL EXPENDITURES & OTHER FINANCING	141,081	121,928	138,704	123,806	114,666

City of Ramsey 2013 Requested General Fund Budget

GENERAL FUND 101 - GENERAL GOVERNMENT

LINE ITEM DETAIL BY COST CENTER OR SUB-FUNCTION

MAYOR AND COUNCIL 111

	2009 Actual	2010 Actual	2011 Actual	2012 Adopted	2013 Requested
PERSONNEL COMPLEMENT					
Mayor	1.00	1.00	1.00	1.00	1.00
Council	6.00	6.00	6.00	6.00	6.00
Mayor and Council Total	7.00	7.00	7.00	7.00	7.00
6249 Miscellaneous Operating Supplies					
Commissioner Appreciation Dinner	1,500	1,500	1,500	1,500	1,500
Mayor's Prayer Breakfast	165	300	270	300	300
Employee Appreciation Event	784	1,000	1,000	1,000	1,000
City Celebration	-	-	-	-	-
Meals for Council Work sessions	9,674	9,722	8,010	5,000	6,100
Anoka Area Chamber of Commerce	-	600	600	600	600
Holiday Party	-	-	6,020	1,000	1,000
Golf	-	-	1,770	-	-
Sister City Expenses	-	-	-	-	-
Miscellaneous	1,142	1,000	2,751	2,500	2,500
	13,265	14,122	21,921	11,900	13,000
6451 Dues					
Anoka County Mediation Services	2,426	-	-	-	-
North Metro Mayors Association	13,440	10,712	10,712	10,400	10,800
North Metro Chamber	295	305	305	250	250
North Metro Hwy 10 Corridor	-	-	-	1,000	1,000
Anoka Area Chamber of Commerce	250	400	400	600	600
Transportation Alliance	-	-	-	-	-
Youth First (\$500 Lawful Gambling Funded)	-	7,000	7,000	7,000	7,000
AMM	7,108	-	-	-	-
League of Minnesota Cities	15,070	15,477	15,605	15,500	15,660
Anoka County Hwy Dept	3,553	-	-	-	-
Misc	20	-	20	790	590
	42,162	33,894	34,042	35,540	35,900

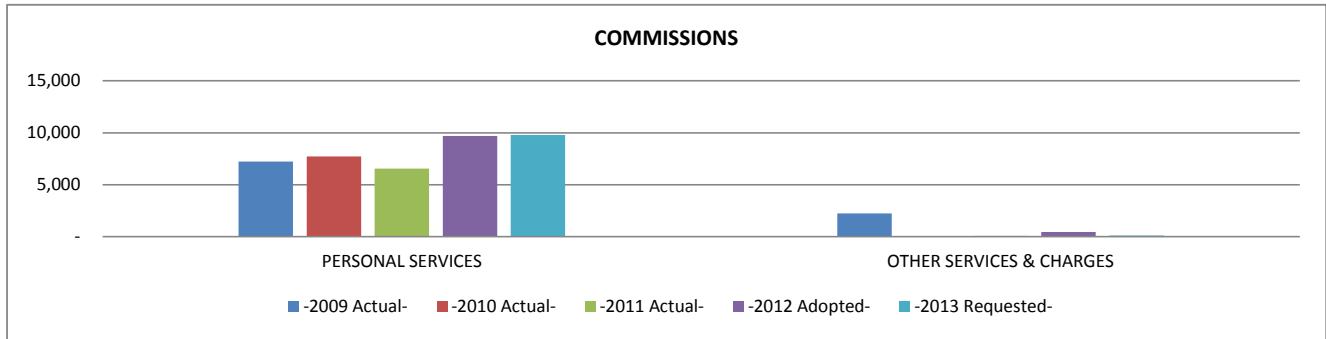
THIS PAGE INTENTIONALLY LEFT BLANK

City of Ramsey 2013 Requested General Fund Budget

GENERAL FUND 101 - GENERAL GOVERNMENT
 LINE ITEM DETAIL BY COST CENTER OR SUB-FUNCTION

COMMISSIONS **114**

EXPENDITURE BY OBJECT SUMMARY	-2009 Actual-	-2010 Actual-	-2011 Actual-	-2012 Adopted-	-2013 Requested-
PERSONAL SERVICES	7,221	7,731	6,551	9,695	9,782
OTHER SERVICES & CHARGES	2,238	60	102	450	125
TOTAL EXPENDITURE BY OBJECT	9,459	7,791	6,653	10,145	9,907



City of Ramsey 2013 Requested General Fund Budget

GENERAL FUND 101 - GENERAL GOVERNMENT
LINE ITEM DETAIL BY COST CENTER OR SUB-FUNCTION

COMMISSIONS **114**

EXPENDITURE BY OBJECT RECAP ALL SUB-FUNCTIONS	-2009 Actual-	-2010 Actual-	-2011 Actual-	-2012 Adopted-	-2013 Requested-
PERSONAL SERVICES					
WAGES AND SALARIES					
6105 TEMPORARY-WAGES & SALARIES	6,730	7,185	6,068	8,960	8,960
TOTAL WAGES AND SALARIES	6,730	7,185	6,068	8,960	8,960
EMPLOYER CONTRIBUTIONS					
6121 PERA CONTRIBUTIONS	-	-	-	-	87
6122 FICA/MEDICARE CONTRIBUTIONS	456	505	433	685	685
6133 WORKERS COMP INSURANCE PREMIUM	35	41	50	50	50
TOTAL EMPLOYER CONTRIBUTIONS	491	546	483	735	822
Total PERSONAL SERVICES	7,221	7,731	6,551	9,695	9,782
SUPPLIES					
OPERATING SUPPLIES					
6249 MISCELLANEOUS OPERATING SUPPLY	-	-	56	-	-
TOTAL OPERATING SUPPLIES	-	-	56	-	-
Total SUPPLIES	-	-	56	-	-
OTHER SERVICES & CHARGES					
PROFESSIONAL SERVICES					
6315 MISCELLANEOUS PROFESSIONAL SER	2,103	-	-	-	-
TOTAL PROFESSIONAL SERVICES	2,103	-	-	-	-
COMMUNICATION					
6322 POSTAGE	61	5	2	100	75
TOTAL COMMUNICATION	61	5	2	100	75
EMPLOYEE REIMBURSEMENTS					
6335 TRAINING	-	-	-	250	-
TOTAL EMPLOYEE REIMBURSEMENTS	-	-	-	250	-
INSURANCE					
6361 GENERAL LIABILITY/PROPERTY INS	74	55	100	100	50
TOTAL INSURANCE	74	55	100	100	50
Total OTHER SERVICES & CHARGES	2,238	60	102	450	125
TOTAL EXPENDITURES & OTHER FINANCING	9,459	7,791	6,709	10,145	9,907

PERSONNEL COMPLEMENT	2009 Actual	2010 Actual	2011 Actual	2012 Adopted	2013 Requested
Charter Commission Members	9.00	9.00	9.00	9.00	9.00
Planning Commission Members	7.00	7.00	7.00	7.00	7.00
Commission Total	16.00	16.00	16.00	16.00	16.00

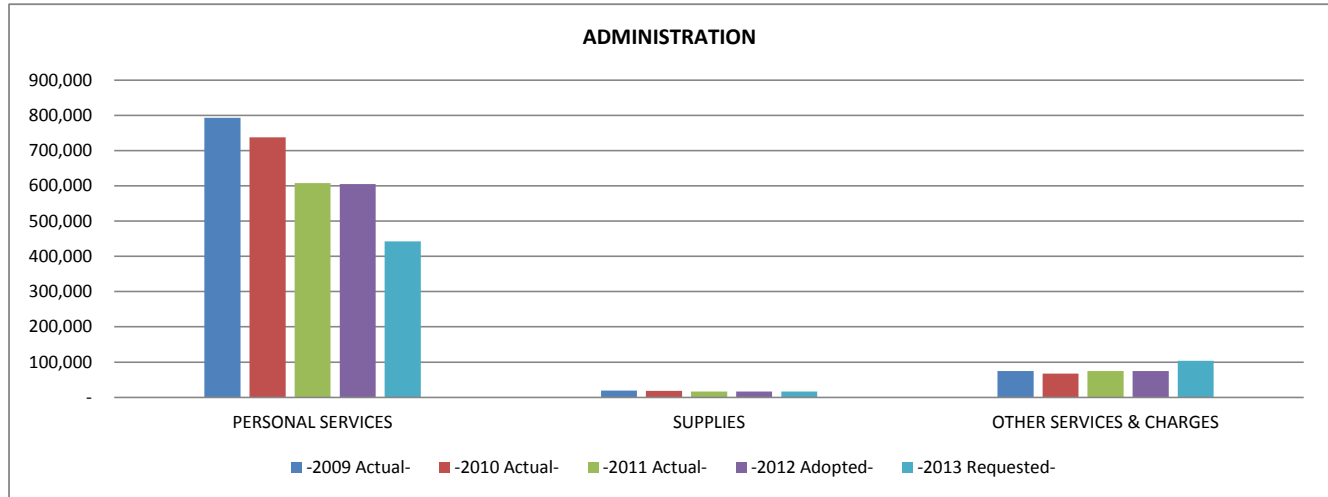
City of Ramsey 2013 Requested General Fund Budget

GENERAL FUND 101 - GENERAL GOVERNMENT
 LINE ITEM DETAIL BY COST CENTER OR SUB-FUNCTION

ADMINISTRATION **130**

2009 Actual **2010 Actual** **2011 Actual** **2012 Adopted** **2013 Requested**

EXPENDITURE BY OBJECT SUMMARY	-2009 Actual-	-2010 Actual-	-2011 Actual-	-2012 Adopted-	-2013 Requested-
PERSONAL SERVICES	793,851	737,690	608,272	605,042	442,539
SUPPLIES	18,966	18,330	16,110	16,000	16,250
OTHER SERVICES & CHARGES	74,632	67,369	74,162	74,350	103,950
TOTAL EXPENDITURE BY OBJECT	887,449	823,389	698,544	695,392	562,739



City of Ramsey 2013 Requested General Fund Budget

GENERAL FUND 101 - GENERAL GOVERNMENT
LINE ITEM DETAIL BY COST CENTER OR SUB-FUNCTION

ADMINISTRATION 130

2009 Actual 2010 Actual 2011 Actual 2012 Adopted 2013 Requested

EXPENDITURE BY OBJECT RECAP ALL SUB-FUNCTIONS	-2009 Actual-	-2010 Actual-	-2011 Actual-	-2012 Adopted-	-2013 Requested-
PERSONAL SERVICES					
WAGES AND SALARIES					
6102 F.T. REGULAR-WAGES & SALARIES	605,152	531,629	415,465	395,971	336,469
6103 FULL TIME-REGULAR-OVERTIME	-	627	193	-	-
6104 PART TIME-WAGES & SALARIES	23,963	24,564	26,728	21,913	-
6105 TEMPORARY-WAGES & SALARIES	12,309	14,315	29,030	42,400	-
6107 OVERTIME-PART TIME	-	-	90	-	-
TOTAL WAGES AND SALARIES	641,424	571,135	471,506	460,284	336,469
OTHER GROSS EARNINGS					
6108 SEVERANCE PAY	-	11,676	-	-	-
TOTAL OTHER GROSS EARNINGS	-	11,676	-	-	-
EMPLOYER CONTRIBUTIONS					
6121 PERA CONTRIBUTIONS	41,850	39,422	31,946	30,215	24,394
6122 FICA/MEDICARE CONTRIBUTIONS	45,301	40,825	32,774	39,442	29,972
6123 ICMA RETIREMENT TRUST	2,000	2,000	2,000	2,000	2,000
6131 GROUP INSURANCE	59,453	69,279	66,044	68,361	47,010
6133 WORKERS COMP INSURANCE PREMIUM	3,822	3,353	4,002	4,740	2,694
TOTAL EMPLOYER CONTRIBUTIONS	152,427	154,879	136,766	144,758	106,070
Total PERSONAL SERVICES	793,851	737,690	608,272	605,042	442,539
SUPPLIES					
OFFICE SUPPLIES					
6203 DUPLICATING SUPPLY & COPY PAPE	6,879	8,074	6,352	5,500	6,000
6204 STATIONERY, ENVELOPES & FORMS	3,325	2,103	1,648	2,500	2,000
6208 MISCELLANEOUS OFFICE SUPPLIES	4,674	4,222	4,966	6,000	5,250
TOTAL OFFICE SUPPLIES	14,877	14,399	12,966	14,000	13,250
OPERATING SUPPLIES					
6249 MISCELLANEOUS OPERATING SUPPLY	4,089	3,931	3,144	2,000	3,000
TOTAL OPERATING SUPPLIES	4,089	3,931	3,144	2,000	3,000
Total SUPPLIES	18,966	18,330	16,110	16,000	16,250
OTHER SERVICES & CHARGES					
PROFESSIONAL SERVICES					
6305 MEDICAL/PSYCHOLOGICAL FEES	234	5,404	3,488	10,000	6,000
6306 PERSONNEL TESTING & RECRUITMT	621	544	544	800	2,200
6315 MISCELLANEOUS PROFESSIONAL SER	28,197	19,189	23,984	21,505	50,500
TOTAL PROFESSIONAL SERVICES	29,052	25,137	28,016	32,305	58,700
COMMUNICATION					
6321 TELEPHONE	2,912	2,910	2,576	3,000	3,000
6322 POSTAGE	890	815	618	1,000	1,000
6323 CELLULAR PHONES	2,449	2,988	3,424	2,400	3,400
6325 LONG DISTANCE CHARGES	25	-	-	100	100
TOTAL COMMUNICATION	6,277	6,713	6,618	6,500	7,500
EMPLOYEE REIMBURSEMENTS					
6331 TRAVEL & LODGING	3,839	3,839	3,681	2,000	2,500
6334 MILEAGE REIMBURSEMENT	356	346	206	500	350
6335 TRAINING	5,629	6,076	9,334	9,000	9,000
TOTAL EMPLOYEE REIMBURSEMENTS	9,824	10,261	13,221	11,500	11,850
ADVERTISING AND PUBLISHING					
6352 GENERAL NOTICE & PUBLIC INFOR	346	1,398	1,724	800	1,500
6353 ORDINANCE PUBLICATION	1,691	1,717	1,138	2,000	1,700
6354 HELP WANTED ADVERTISEMENTS	517	1,598	296	1,000	1,000
TOTAL ADVERTISING AND PUBLISHING	2,553	4,713	3,158	3,800	4,200
INSURANCE					
6361 GENERAL LIABILITY/PROPERTY INS	6,898	5,551	7,000	6,500	6,000
TOTAL INSURANCE	6,898	5,551	7,000	6,500	6,000

City of Ramsey 2013 Requested General Fund Budget

GENERAL FUND 101 - GENERAL GOVERNMENT
LINE ITEM DETAIL BY COST CENTER OR SUB-FUNCTION

		ADMINISTRATION					130
		2009 Actual	2010 Actual	2011 Actual	2012 Adopted	2013 Requested	
REPAIRS AND MAINTENANCE - CONTRACTS							
6405	OFFICE & DATA PROCESSING EQUIP	15,604	10,206	11,683	11,000	12,000	
TOTAL REPAIRS AND MAINTENANCE - CONTRACTS		15,604	10,206	11,683	11,000	12,000	
DUES, SUBSCRIPTIONS, AND REGISTRATION FEES							
6451	MEMBERSHIP DUES	3,759	4,122	3,870	2,145	2,900	
6452	SUBSCRIPTIONS	665	666	596	600	800	
TOTAL DUES, SUBSCRIPTIONS, AND REGISTRATION FEES		4,424	4,788	4,466	2,745	3,700	
Total OTHER SERVICES & CHARGES		74,632	67,369	74,162	74,350	103,950	
TOTAL EXPENDITURES & OTHER FINANCING		887,449	823,389	698,544	695,392	562,739	
PERSONNEL COMPLEMENT							
	City Administrator	1.00	1.00	1.00	1.00	1.00	
	Deputy City Administrator/Comm Dev Dir	1.00	1.00	1.00	1.00	-	
	Human Resources Manager	1.00	1.00	-	-	-	
	Personnel Technician	1.00	1.00	1.00	1.00	1.00	
	Records Retention Clerk	1.00	1.00	1.00	1.00	-	
	City Clerk	1.00	1.00	1.00	1.00	1.00	
	Secretary	0.60	0.60	0.60	0.60	-	
	Administrative Clerks	-	-	-	-	1.20	
	Mgmt/IT Intern	0.25	0.25	0.50	1.50	-	
	Management Analyst	-	-	-	-	1.00	
	Receptionist	1.00	1.00	1.00	1.00	-	
	Administration Total	7.85	7.85	7.10	8.10	5.20	
6249 Miscellaneous Operating Supplies							
	Employee Recognition	-	1,593	1,660	1,000	2,000	
	Flowers for illnesses, expenses for staff workshops, thank-you cards, and other miscellaneous operating supplies.	-	2,338	1,504	1,000	1,000	
		4,089	3,931	3,164	2,000	3,000	
6315 Miscellaneous Professional Services							
	Insurance Agent of Record Annual Fee	5,150	5,305	5,800	6,000	6,200	
	Flex Spending(admin & deposit)	1,738	808	1,013	3,000	1,500	
	Employee Assistance Program	1,650	1,650	2,490	1,750	2,500	
	City Code Codification	9,015	5,950	7,217	10,450	10,450	
	Miscellaneous department charges	10,644	5,476	840	305	6,850	
	Employment Law Attorney	-	-	4,719	-	-	
	City Admin Search	-	-	1,905	-	-	
	Minute Taking	-	-	-	-	23,000	
		28,197	19,189	23,984	21,505	50,500	
6335 Training							
	League of Minnesota Cities Annual/monthly Conference	629	-	820	900	900	
	MCMA Conference	-	-	-	750	750	
	Wellness Fair	-	-	-	1,200	1,200	
	Don Salverda & Assoc	-	-	780	-	-	
	Employment Law Seminar	-	-	-	500	500	
	ICMA Annual Conference	-	-	1,609	1,500	1,500	
	Metropolitan Area Management Assoc (MAMA)	-	-	165	150	150	
	National Clerks Conference	-	-	-	2,000	2,000	
	Miscellaneous Training	5,000	6,076	5,960	2,000	2,000	
		5,629	6,076	9,334	9,000	9,000	

City of Ramsey 2013 Requested General Fund Budget

GENERAL FUND 101 - GENERAL GOVERNMENT
 LINE ITEM DETAIL BY COST CENTER OR SUB-FUNCTION

ADMINISTRATION 130

2009 Actual 2010 Actual 2011 Actual 2012 Adopted 2013 Requested

6405 Office/Data Processing Equipment-Contract

Postage Meter	1,416	1,236	1,236	1,300	1,300
Copy Machines (3)	13,896	8,563	10,097	9,300	9,300
Shredder	292	407	350	400	400
Misc.	-	-	-	-	1,000
	<u>15,604</u>	<u>10,206</u>	<u>11,683</u>	<u>11,000</u>	<u>12,000</u>

6451 Dues

IPMA - National	145	-	-	145	145
ICMA	791	-	1,840	1,200	1,000
MCCMA	98	-	381	200	-
MAMA	45	-	225	100	-
Miscellaneous	-	-	-	-	1,155
HR organizations-misc	-	-	330	500	-
Rotary	2,680	4,122	1,094	-	600
	<u>3,759</u>	<u>4,122</u>	<u>3,870</u>	<u>2,145</u>	<u>2,900</u>

6452 Subscriptions

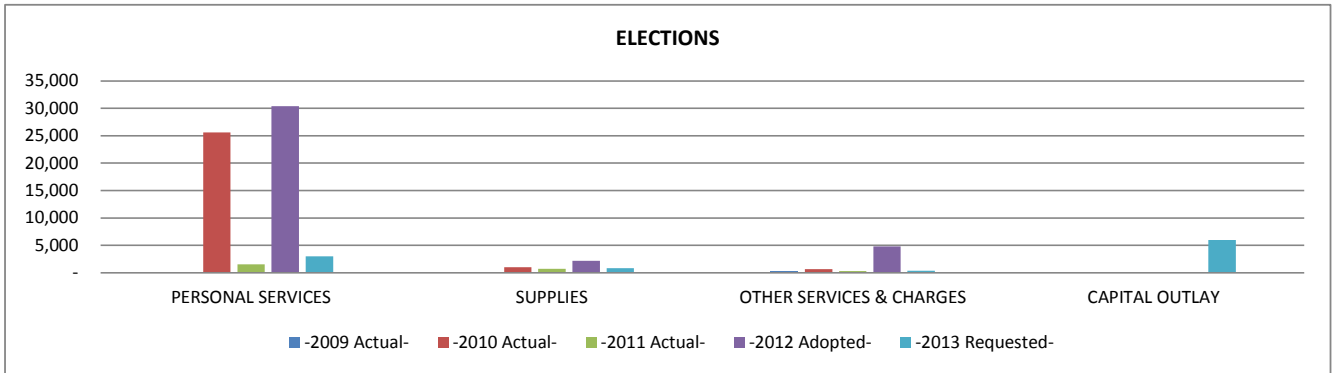
Star Tribune Newspaper	61	223	446	100	450
Miscellaneous Subscriptions	604	443	150	500	350
	<u>665</u>	<u>666</u>	<u>596</u>	<u>600</u>	<u>800</u>

City of Ramsey 2013 Requested General Fund Budget

GENERAL FUND 101 - GENERAL GOVERNMENT
 LINE ITEM DETAIL BY COST CENTER OR SUB-FUNCTION

ELECTIONS 141

EXPENDITURE BY OBJECT SUMMARY	-2009 Actual-	-2010 Actual-	-2011 Actual-	-2012 Adopted-	-2013 Requested-
PERSONAL SERVICES	-	25,624	1,530	30,364	3,039
SUPPLIES	-	1,049	719	2,225	825
OTHER SERVICES & CHARGES	237	657	322	4,843	405
CAPITAL OUTLAY	-	-	-	-	6,000
TOTAL EXPENDITURE BY OBJECT	237	27,330	2,571	37,432	10,269



City of Ramsey 2013 Requested General Fund Budget

GENERAL FUND 101 - GENERAL GOVERNMENT
 LINE ITEM DETAIL BY COST CENTER OR SUB-FUNCTION

ELECTIONS **141**

EXPENDITURE BY OBJECT RECAP ALL SUB-FUNCTIONS		-2009 Actual-	-2010 Actual-	-2011 Actual-	-2012 Adopted-	-2013 Requested-
PERSONAL SERVICES						
WAGES AND SALARIES						
6102	F.T. REGULAR-WAGES & SALARIES	-	127	-	3,280	150
6103	FULL TIME-REGULAR-OVERTIME	-	977	-	1,200	1,200
6105	TEMPORARY-WAGES & SALARIES	-	24,214	1,500	25,000	1,500
TOTAL WAGES AND SALARIES		-	25,318	1,500	29,480	2,850
EMPLOYER CONTRIBUTIONS						
6121	PERA CONTRIBUTIONS	-	77	-	325	87
6122	FICA/MEDICARE CONTRIBUTIONS	-	83	-	343	92
6133	WORKERS COMP INSURANCE PREMIUM	-	146	30	216	10
TOTAL EMPLOYER CONTRIBUTIONS		-	306	30	884	189
Total PERSONAL SERVICES		-	25,624	1,530	30,364	3,039
SUPPLIES						
OFFICE SUPPLIES						
6208	MISCELLANEOUS OFFICE SUPPLIES	-	-	-	25	25
TOTAL OFFICE SUPPLIES		-	-	-	25	25
OPERATING SUPPLIES						
6249	MISCELLANEOUS OPERATING SUPPLY	-	1,049	719	2,200	800
TOTAL OPERATING SUPPLIES		-	1,049	719	2,200	800
Total SUPPLIES		-	1,049	719	2,225	825
OTHER SERVICES & CHARGES						
COMMUNICATION						
6322	POSTAGE	0	126	-	4,093	130
TOTAL COMMUNICATION		0	126	-	4,093	130
INSURANCE						
6361	GENERAL LIABILITY/PROPERTY INS	2	186	2	250	25
TOTAL INSURANCE		2	186	2	250	25
DUES, SUBSCRIPTIONS, AND REGISTRATION FEES						
6451	MEMBERSHIP DUES	235	345	320	500	250
TOTAL DUES, SUBSCRIPTIONS, AND REGISTRATION FEES		235	345	320	500	250
Total OTHER SERVICES & CHARGES		237	657	322	4,843	405
CAPITAL OUTLAY						
CAPITAL OUTLAY						
6580	OTHER EQUIPMENT	-	-	-	-	6,000
TOTAL CAPITAL OUTLAY		-	-	-	-	6,000
Total CAPITAL OUTLAY		-	-	-	-	6,000
TOTAL EXPENDITURES & OTHER FINANCING		237	27,330	2,571	37,432	10,269

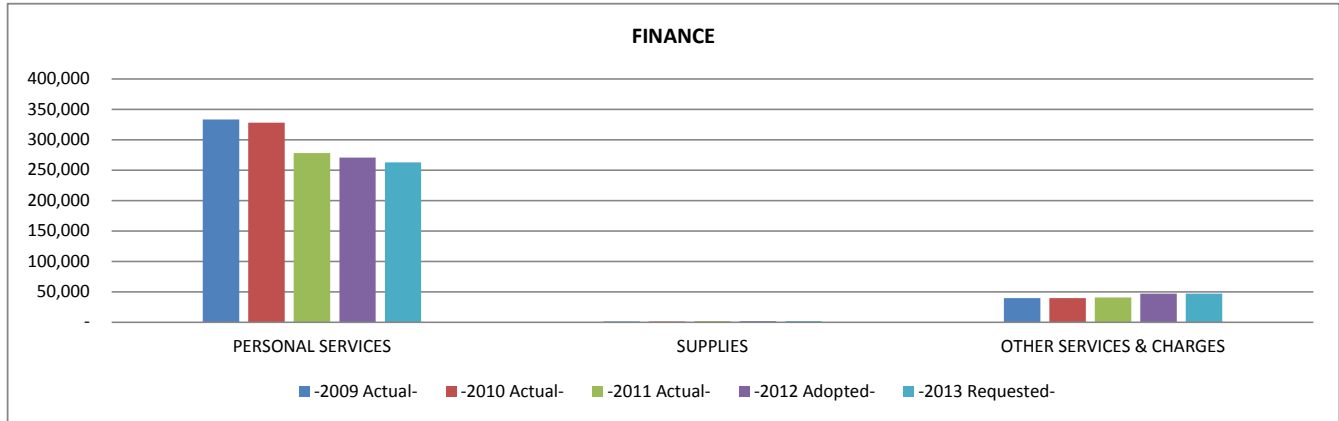
City of Ramsey 2013 Requested General Fund Budget

GENERAL FUND 101 - GENERAL GOVERNMENT

LINE ITEM DETAIL BY COST CENTER OR SUB-FUNCTION

FINANCE 153

EXPENDITURE BY OBJECT SUMMARY	-2009 Actual-	-2010 Actual-	-2011 Actual-	-2012 Adopted-	-2013 Requested-
PERSONAL SERVICES	333,820	328,157	278,381	270,594	262,808
SUPPLIES	901	1,263	1,604	1,600	1,600
OTHER SERVICES & CHARGES	39,630	39,609	40,732	46,850	46,700
TOTAL EXPENDITURE BY OBJECT	374,351	369,029	320,717	319,044	311,108



City of Ramsey 2013 Requested General Fund Budget

GENERAL FUND 101 - GENERAL GOVERNMENT

LINE ITEM DETAIL BY COST CENTER OR SUB-FUNCTION

		FINANCE				153
EXPENDITURE BY OBJECT RECAP ALL SUB-FUNCTIONS		-2009 Actual-	-2010 Actual-	-2011 Actual-	-2012 Adopted-	-2013 Requested-
PERSONAL SERVICES						
WAGES AND SALARIES						
6102	F.T. REGULAR-WAGES & SALARIES	239,829	220,880	192,915	198,700	189,181
6104	PART TIME-WAGES & SALARIES	26,360	26,242	9,903	-	-
TOTAL WAGES AND SALARIES		266,188	247,122	202,818	198,700	189,181
OTHER GROSS EARNINGS						
6108	SEVERANCE PAY	-	9,228	6,632	-	-
TOTAL OTHER GROSS EARNINGS		-	9,228	6,632	-	-
EMPLOYER CONTRIBUTIONS						
6121	PERA CONTRIBUTIONS	17,718	17,429	14,887	14,406	13,716
6122	FICA/MEDICARE CONTRIBUTIONS	19,073	18,844	15,526	16,887	16,341
6131	GROUP INSURANCE	29,236	34,059	36,590	39,038	42,084
6133	WORKERS COMP INSURANCE PREMIUM	1,604	1,475	1,928	1,563	1,486
TOTAL EMPLOYER CONTRIBUTIONS		67,631	71,807	68,931	71,894	73,627
Total PERSONAL SERVICES		333,820	328,157	278,381	270,594	262,808
SUPPLIES						
OFFICE SUPPLIES						
6204	STATIONERY, ENVELOPES & FORMS	448	810	753	800	800
6208	MISCELLANEOUS OFFICE SUPPLIES	423	453	851	800	800
TOTAL OFFICE SUPPLIES		871	1,263	1,604	1,600	1,600
OPERATING SUPPLIES						
6249	MISCELLANEOUS OPERATING SUPPLY	30	-	-	-	-
TOTAL OPERATING SUPPLIES		30	-	-	-	-
Total SUPPLIES		901	1,263	1,604	1,600	1,600
OTHER SERVICES & CHARGES						
PROFESSIONAL SERVICES						
6302	AUDITING & ACCOUNTING SERVICES	27,455	29,285	26,835	30,000	30,000
TOTAL PROFESSIONAL SERVICES		27,455	29,285	26,835	30,000	30,000
COMMUNICATION						
6321	TELEPHONE	954	490	452	600	600
6322	POSTAGE	1,973	2,058	1,974	2,300	2,300
TOTAL COMMUNICATION		2,927	2,548	2,426	2,900	2,900
EMPLOYEE REIMBURSEMENTS						
6335	TRAINING	295	72	3,322	5,250	5,000
TOTAL EMPLOYEE REIMBURSEMENTS		295	72	3,322	5,250	5,000
ADVERTISING AND PUBLISHING						
6352	GENERAL NOTICE & PUBLIC INFOR	1,025	267	876	700	700
TOTAL ADVERTISING AND PUBLISHING		1,025	267	876	700	700
INSURANCE						
6361	GENERAL LIABILITY/PROPERTY INS	4,447	4,029	3,800	4,200	4,200
TOTAL INSURANCE		4,447	4,029	3,800	4,200	4,200
DUES, SUBSCRIPTIONS, AND REGISTRATION FEES						
6451	MEMBERSHIP DUES	370	370	310	400	500
TOTAL DUES, SUBSCRIPTIONS, AND REGISTRATION FEES		370	370	310	400	500
CONTRACTED SERVICES						
6489	OTHER CONTRACTED SERVICES	3,111	3,038	3,163	3,400	3,400
TOTAL CONTRACTED SERVICES		3,111	3,038	3,163	3,400	3,400
Total OTHER SERVICES & CHARGES		39,630	39,609	40,732	46,850	46,700
TOTAL EXPENDITURES & OTHER FINANCING		374,351	369,029	320,717	319,044	311,108

City of Ramsey 2013 Requested General Fund Budget

GENERAL FUND 101 - GENERAL GOVERNMENT

LINE ITEM DETAIL BY COST CENTER OR SUB-FUNCTION

FINANCE						153
	2009 Actual	2010 Actual	2011 Actual	2012 Adopted	2013 Requested	
PERSONNEL COMPLEMENT						
Finance Director	1.00	1.00	1.00	1.00	1.00	
Asst. Finance Director	1.00	1.00	1.00	1.00	1.00	
Accountant I	1.00	1.00	-	-	-	
Accountant II	-	-	1.00	1.00	1.00	
Accounting Clerk	1.00	1.00	1.00	1.00	0.80	
Data Entry Clerk	0.62	0.62	0.62	-	-	
Finance Total	<u>4.62</u>	<u>4.62</u>	<u>4.62</u>	<u>4.00</u>	<u>3.80</u>	
6489 Other Contracted Services						
CIP Software Support	719	721	722	800	800	
Misc-safe repair and collateral charge for deposits Statutes.	2,392	2,317	2,441	2,600	2,600	
	<u>3,111</u>	<u>3,038</u>	<u>3,163</u>	<u>3,400</u>	<u>3,400</u>	

THIS PAGE INTENTIONALLY LEFT BLANK

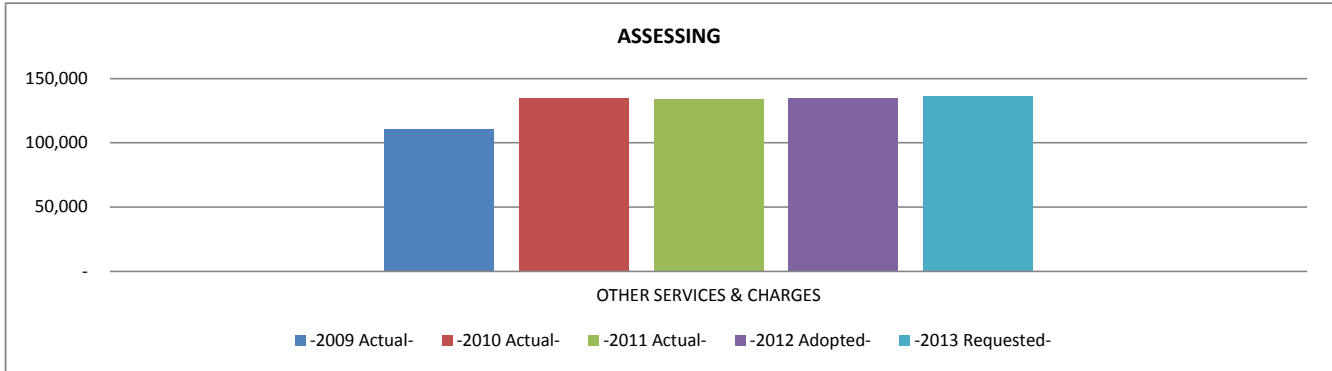
City of Ramsey 2013 Requested General Fund Budget

GENERAL FUND 101 - GENERAL GOVERNMENT

LINE ITEM DETAIL BY COST CENTER OR SUB-FUNCTION

ASSESSING **155**

EXPENDITURE BY OBJECT SUMMARY	-2009 Actual-	-2010 Actual-	-2011 Actual-	-2012 Adopted-	-2013 Requested-
OTHER SERVICES & CHARGES	110,881	135,018	134,439	135,000	136,000
TOTAL EXPENDITURE BY OBJECT	110,881	135,018	134,439	135,000	136,000



EXPENDITURE BY OBJECT RECAP ALL SUB-FUNCTIONS	-2009 Actual-	-2010 Actual-	-2011 Actual-	-2012 Adopted-	-2013 Requested-
OTHER SERVICES & CHARGES					
CONTRACTED SERVICES					
6489 OTHER CONTRACTED SERVICES	110,881	135,018	134,439	135,000	136,000
TOTAL CONTRACTED SERVICES	110,881	135,018	134,439	135,000	136,000
Total OTHER SERVICES & CHARGES	110,881	135,018	134,439	135,000	136,000
TOTAL EXPENDITURES & OTHER FINANCING	110,881	135,018	134,439	135,000	136,000

	2009 Actual	2010 Actual	2011 Actual	2012 Adopted	2013 Requested
6489 Other Contracted Services					
Residential Improved Parcels	84,126	98,883	98,322	98,883	98,883
Commercial and Industrial Parcels	23,160	31,600	31,600	31,600	32,600
Unimproved land Parcels	3,595	4,535	4,517	4,517	4,517
	110,881	135,018	134,439	135,000	136,000

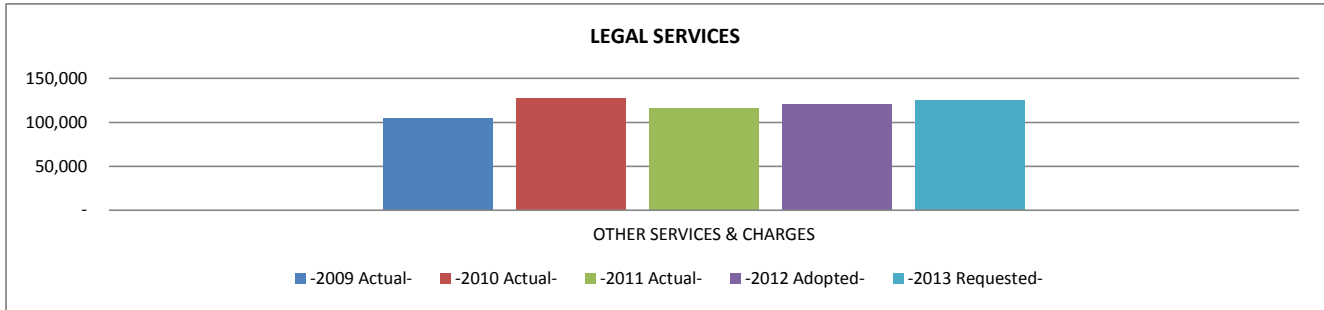
THIS PAGE INTENTIONALLY LEFT BLANK

City of Ramsey 2013 Requested General Fund Budget

GENERAL FUND 101 - GENERAL GOVERNMENT
LINE ITEM DETAIL BY COST CENTER OR SUB-FUNCTION

LEGAL SERVICES 161

EXPENDITURE BY OBJECT SUMMARY	-2009 Actual-	-2010 Actual-	-2011 Actual-	-2012 Adopted-	-2013 Requested-
OTHER SERVICES & CHARGES	104,524	127,252	116,864	121,000	126,000
TOTAL EXPENDITURE BY OBJECT	104,524	127,252	116,864	121,000	126,000



EXPENDITURE BY OBJECT RECAP ALL SUB-FUNCTIONS	-2009 Actual-	-2010 Actual-	-2011 Actual-	-2012 Adopted-	-2013 Requested-
OTHER SERVICES & CHARGES					
PROFESSIONAL SERVICES					
6304 LEGAL FEES	103,651	126,355	115,864	120,000	125,000
TOTAL PROFESSIONAL SERVICES	103,651	126,355	115,864	120,000	125,000
COMMUNICATION					
6322 POSTAGE	1	-	-	-	-
TOTAL COMMUNICATION	1	-	-	-	-
INSURANCE					
6361 GENERAL LIABILITY/PROPERTY INS	872	897	1,000	1,000	1,000
TOTAL INSURANCE	872	897	1,000	1,000	1,000
Total OTHER SERVICES & CHARGES	104,524	127,252	116,864	121,000	126,000
TOTAL EXPENDITURES & OTHER FINANCING	104,524	127,252	116,864	121,000	126,000

	2009 Actual	2010 Actual	2011 Actual	2012 Adopted	2013 Requested
--	-------------	-------------	-------------	--------------	----------------

6304 Legal Fees

General Legal - Randall, Dehn, Goodrich	39,216	52,521	56,741	50,000	53,000
Prosecution - Randall, Dehn, Goodrich	63,259	68,000	56,202	68,000	69,000
Other Legal - Kennedy & Graven, Personnel, etc.	1,176	5,834	2,921	2,000	3,000
	103,651	126,355	115,864	120,000	125,000

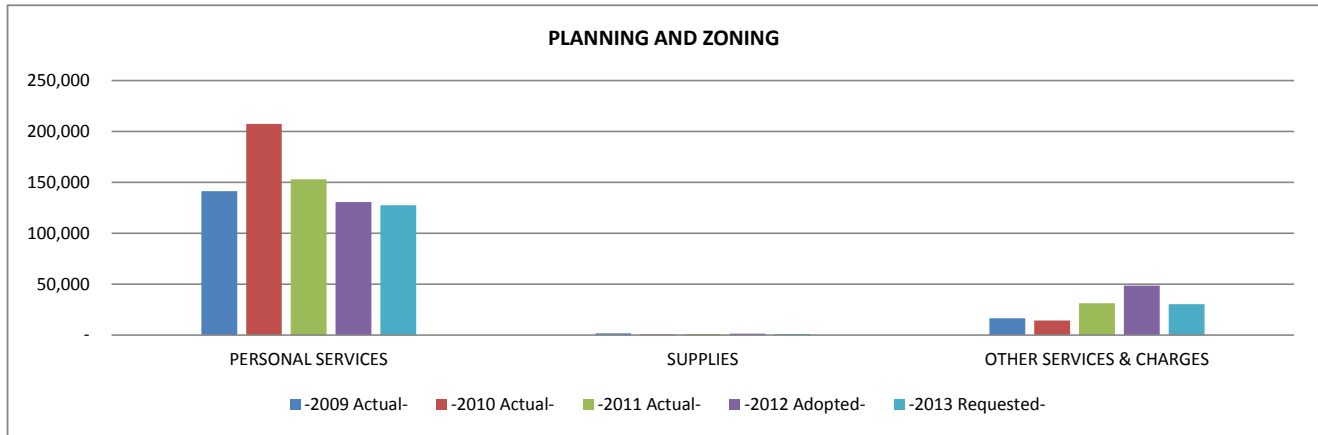
THIS PAGE INTENTIONALLY LEFT BLANK

City of Ramsey 2013 Requested General Fund Budget

GENERAL FUND 101 - GENERAL GOVERNMENT
 LINE ITEM DETAIL BY COST CENTER OR SUB-FUNCTION

PLANNING AND ZONING 191

EXPENDITURE BY OBJECT SUMMARY	-2009 Actual-	-2010 Actual-	-2011 Actual-	-2012 Adopted-	-2013 Requested-
PERSONAL SERVICES	141,405	207,362	153,152	130,789	127,467
SUPPLIES	1,689	807	1,170	1,350	1,200
OTHER SERVICES & CHARGES	16,580	14,410	31,261	48,630	30,400
TOTAL EXPENDITURE BY OBJECT	159,674	222,579	185,583	180,769	159,067



City of Ramsey 2013 Requested General Fund Budget

GENERAL FUND 101 - GENERAL GOVERNMENT
LINE ITEM DETAIL BY COST CENTER OR SUB-FUNCTION

PLANNING AND ZONING 191

EXPENDITURE BY OBJECT RECAP ALL SUB-FUNCTIONS	-2009 Actual-	-2010 Actual-	-2011 Actual-	-2012 Adopted-	-2013 Requested-
PERSONAL SERVICES					
WAGES AND SALARIES					
6102 F.T. REGULAR-WAGES & SALARIES	96,479	160,261	111,528	91,988	94,341
6103 FULL TIME-REGULAR-OVERTIME	-	172	-	-	-
6105 TEMPORARY-WAGES & SALARIES	3,546	-	-	-	-
TOTAL WAGES AND SALARIES	100,025	160,433	111,528	91,988	94,341
OTHER GROSS EARNINGS					
6108 SEVERANCE PAY	-	-	3,395	-	-
TOTAL OTHER GROSS EARNINGS	-	-	3,395	-	-
EMPLOYER CONTRIBUTIONS					
6121 PERA CONTRIBUTIONS	6,494	11,329	8,305	6,669	6,840
6122 FICA/MEDICARE CONTRIBUTIONS	8,383	11,906	8,359	8,074	7,891
6131 GROUP INSURANCE	25,824	22,771	20,270	23,322	17,640
6133 WORKERS COMP INSURANCE PREMIUM	679	923	1,295	736	755
TOTAL EMPLOYER CONTRIBUTIONS	41,380	46,929	38,229	38,801	33,126
Total PERSONAL SERVICES	141,405	207,362	153,152	130,789	127,467
SUPPLIES					
OFFICE SUPPLIES					
6208 MISCELLANEOUS OFFICE SUPPLIES	1,023	186	281	600	200
TOTAL OFFICE SUPPLIES	1,023	186	281	600	200
OPERATING SUPPLIES					
6249 MISCELLANEOUS OPERATING SUPPLY	666	621	889	750	1,000
TOTAL OPERATING SUPPLIES	666	621	889	750	1,000
Total SUPPLIES	1,689	807	1,170	1,350	1,200
OTHER SERVICES & CHARGES					
PROFESSIONAL SERVICES					
6315 MISCELLANEOUS PROFESSIONAL SER	9,061	7,998	23,358	38,000	20,000
TOTAL PROFESSIONAL SERVICES	9,061	7,998	23,358	38,000	20,000
COMMUNICATION					
6321 TELEPHONE	1,136	492	452	750	1,000
6322 POSTAGE	405	318	756	600	600
6323 CELLULAR PHONES	830	900	843	850	850
6325 LONG DISTANCE CHARGES	25	-	-	80	100
TOTAL COMMUNICATION	2,397	1,710	2,051	2,280	2,550
EMPLOYEE REIMBURSEMENTS					
6331 TRAVEL & LODGING	21	801	193	900	900
6334 MILEAGE REIMBURSEMENT	-	100	7	200	200
6335 TRAINING	1,698	682	1,121	3,000	1,500
TOTAL EMPLOYEE REIMBURSEMENTS	1,719	1,583	1,321	4,100	2,600
ADVERTISING AND PUBLISHING					
6352 GENERAL NOTICE & PUBLIC INFOR	-	282	-	600	900
TOTAL ADVERTISING AND PUBLISHING	-	282	-	600	900
INSURANCE					
6361 GENERAL LIABILITY/PROPERTY INS	1,246	1,510	3,000	2,000	2,000
TOTAL INSURANCE	1,246	1,510	3,000	2,000	2,000
DUES, SUBSCRIPTIONS, AND REGISTRATION FEES					
6451 MEMBERSHIP DUES	1,303	818	1,068	800	1,400
6452 SUBSCRIPTIONS	507	168	463	500	600
TOTAL DUES, SUBSCRIPTIONS, AND REGISTRATION FEES	1,810	986	1,531	1,300	2,000
BOOKS AND PAMPHLETS					
6471 BOOKS & PAMPHLETS	348	341	-	350	350
TOTAL BOOKS AND PAMPHLETS	348	341	-	350	350
Total OTHER SERVICES & CHARGES	16,580	14,410	31,261	48,630	30,400
TOTAL EXPENDITURES & OTHER FINANCING	159,674	222,579	185,583	180,769	159,067

City of Ramsey 2013 Requested General Fund Budget

GENERAL FUND 101 - GENERAL GOVERNMENT
 LINE ITEM DETAIL BY COST CENTER OR SUB-FUNCTION

PLANNING AND ZONING **191**

	2009 Actual	2010 Actual	2011 Actual	2012 Adopted	2013 Requested
PERSONNEL COMPLEMENT					
Economic Development Manager	-	-	-	1.00	1.00
TIF/Economic Development Specialist	1.00	1.00	-	-	-
Assistant Community Development Director	-	-	-	-	-
Planning Manager	1.00	1.00	1.00	-	-
Community Development Director	-	-	-	-	-
Senior Planner	-	-	-	1.00	1.00
Associate Planner	1.00	1.00	1.00	-	-
Secretary	1.00	1.00	1.00	1.00	1.00
Mgmt Intern	0.25	0.25	-	-	-
Planning & Zoning/EDA Total	4.25	4.25	3.00	3.00	3.00
6315 Miscellaneous Professional Services					
Planning Service Consultant	9,061	7,998	23,943	38,000	20,000
	9,061	7,998	23,943	38,000	20,000

THIS PAGE INTENTIONALLY LEFT BLANK

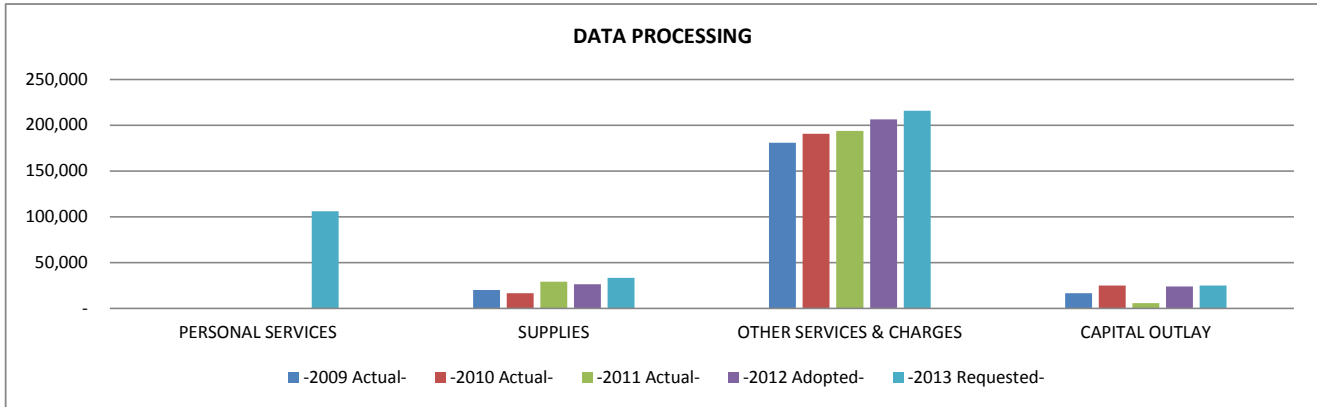
City of Ramsey 2013 Requested General Fund Budget

GENERAL FUND 101 - GENERAL GOVERNMENT

LINE ITEM DETAIL BY COST CENTER OR SUB-FUNCTION

DATA PROCESSING 192

EXPENDITURE BY OBJECT SUMMARY	-2009 Actual-	-2010 Actual-	-2011 Actual-	-2012 Adopted-	-2013 Requested-
PERSONAL SERVICES					106,051
SUPPLIES	20,089	16,481	29,060	26,250	33,250
OTHER SERVICES & CHARGES	180,876	190,722	193,877	206,294	215,700
CAPITAL OUTLAY	16,681	25,098	5,900	24,000	25,000
TOTAL EXPENDITURE BY OBJECT	217,646	232,301	228,837	256,544	380,001



City of Ramsey 2013 Requested General Fund Budget

GENERAL FUND 101 - GENERAL GOVERNMENT
LINE ITEM DETAIL BY COST CENTER OR SUB-FUNCTION

DATA PROCESSING **192**

EXPENDITURE BY OBJECT RECAP ALL SUB-FUNCTIONS		-2009 Actual-	-2010 Actual-	-2011 Actual-	-2012 Adopted-	-2013 Requested-
PERSONAL SERVICES						
WAGES AND SALARIES						
6102	F.T. REGULAR-WAGES & SALARIES	-	-	-	-	84,037
TOTAL WAGES AND SALARIES		-	-	-	-	84,037
EMPLOYER CONTRIBUTIONS						
6121	PERA CONTRIBUTIONS	-	-	-	-	6,093
6122	FICA/MEDICARE CONTRIBUTIONS	-	-	-	-	6,429
6131	GROUP INSURANCE	-	-	-	-	8,820
6133	WORKERS COMP INSURANCE PREMIUM	-	-	-	-	672
TOTAL EMPLOYER CONTRIBUTIONS		-	-	-	-	22,014
Total PERSONAL SERVICES		-	-	-	-	106,051
SUPPLIES						
OFFICE SUPPLIES						
6206	FILM, MICROFILM, TAPES, DISKS	-	122	142	500	500
TOTAL OFFICE SUPPLIES		-	122	142	500	500
OPERATING SUPPLIES						
6249	MISCELLANEOUS OPERATING SUPPLY	970	439	1,078	750	750
TOTAL OPERATING SUPPLIES		970	439	1,078	750	750
SMALL TOOLS AND MINOR EQUIPMENT						
6281	SMALL TOOLS & MINOR EQUIPMENT	19,119	15,920	27,840	25,000	32,000
TOTAL SMALL TOOLS AND MINOR EQUIPMENT		19,119	15,920	27,840	25,000	32,000
Total SUPPLIES		20,089	16,481	29,060	26,250	33,250
OTHER SERVICES & CHARGES						
COMMUNICATION						
6321	TELEPHONE	13,710	13,573	13,069	13,000	13,000
TOTAL COMMUNICATION		13,710	13,573	13,069	13,000	13,000
EMPLOYEE REIMBURSEMENTS						
6335	TRAINING	2,826	350	350	1,000	500
TOTAL EMPLOYEE REIMBURSEMENTS		2,826	350	350	1,000	500
INSURANCE						
6361	GENERAL LIABILITY/PROPERTY INS	1,712	1,529	1,800	2,000	2,000
TOTAL INSURANCE		1,712	1,529	1,800	2,000	2,000
REPAIRS AND MAINTENANCE - CONTRACTS						
6405	OFFICE & DATA PROCESSING EQUIP	162,627	175,270	178,658	190,294	200,200
TOTAL REPAIRS AND MAINTENANCE - CONTRACTS		162,627	175,270	178,658	190,294	200,200
Total OTHER SERVICES & CHARGES		180,876	190,722	193,877	206,294	215,700
CAPITAL OUTLAY						
CAPITAL OUTLAY						
6585	COMPUTER HARDWARE/SOFTWARE	16,681	25,098	5,900	24,000	25,000
TOTAL CAPITAL OUTLAY		16,681	25,098	5,900	24,000	25,000
Total CAPITAL OUTLAY		16,681	25,098	5,900	24,000	25,000
TOTAL EXPENDITURES & OTHER FINANCING		217,646	232,301	228,837	256,544	380,001

City of Ramsey 2013 Requested General Fund Budget

GENERAL FUND 101 - GENERAL GOVERNMENT

LINE ITEM DETAIL BY COST CENTER OR SUB-FUNCTION

DATA PROCESSING 192

	2009 Actual	2010 Actual	2011 Actual	2012 Adopted	2013 Requested
PERSONNEL COMPLEMENT					
IT Manager	1.00	1.00	1.00	1.00	1.00
Data Processing	1.00	1.00	1.00	1.00	1.00
6405 Office Equipment Contracts					
Support	8,909	8,560	12,000	12,000	12,000
Destiny Software	-	-	-	-	-
Web hosting	-	-	-	-	-
GL Inquiry Software	486	900	920	-	-
Financial Support(General Ledger,P/R, S/A, F/A & System Dev)	51,231	57,407	56,586	59,909	64,631
Code Enforcement Software	1,500	-	-	-	-
PIMS System Support	25,494	27,186	23,034	25,736	25,736
LOGIS Backup Site/Security	-	-	-	-	-
GIS	33,506	35,798	36,946	38,066	38,066
Laser Fiche Licensing	7,000	6,590	7,000	7,000	7,000
Licensing/maintenance	27,288	29,000	30,000	35,300	35,300
Anoka County Central Records	-	-	-	-	-
Internet (Included in LOGIS Support)	7,213	9,829	9,972	10,044	10,044
Network work (LOGIS/Structured Network Solutions)	-	-	-	-	-
Employee Self-Service (ESS)	-	-	2,200	2,239	2,239
Antenna Response Maint	-	-	-	-	5,184
	162,627	175,270	178,658	190,294	200,200
6585 Computer Hardware / Software					
Other Capital Outlay	16,681	25,098	5,900	-	-
2012 Fiber Hardware & Sever	-	-	-	24,000	24,000
	16,681	25,098	5,900	24,000	24,000

THIS PAGE INTENTIONALLY LEFT BLANK

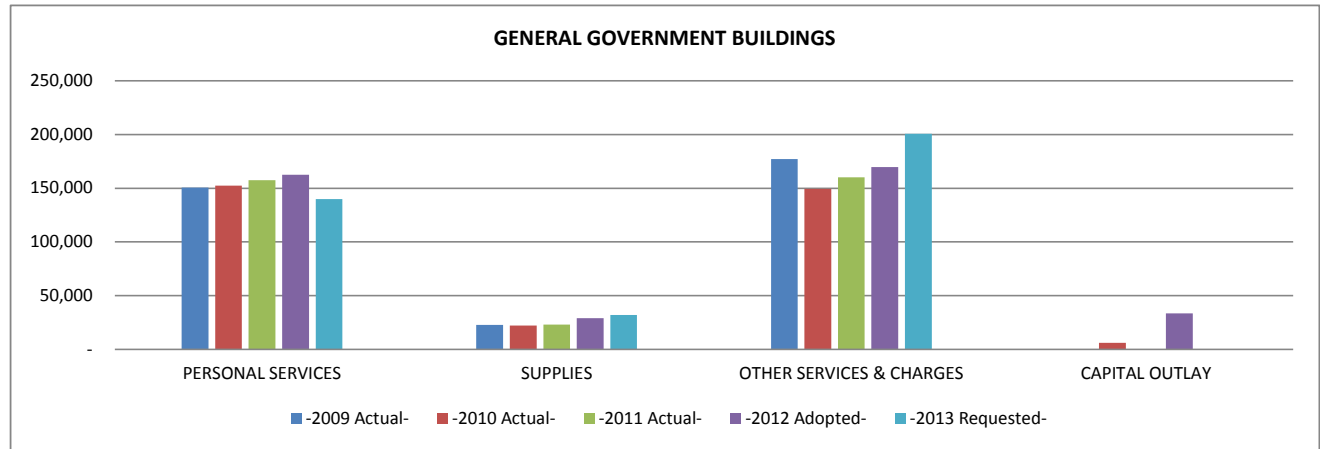
City of Ramsey 2013 Requested General Fund Budget

GENERAL FUND 101 - GENERAL GOVERNMENT
 LINE ITEM DETAIL BY COST CENTER OR SUB-FUNCTION

GENERAL GOVERNMENT BUILDINGS 194

2009 Actual 2010 Actual 2011 Actual 2012 Adopted 2013 Requested

EXPENDITURE BY OBJECT SUMMARY	-2009 Actual-	-2010 Actual-	-2011 Actual-	-2012 Adopted-	-2013 Requested-
PERSONAL SERVICES	150,533	152,489	157,515	162,414	139,972
SUPPLIES	22,680	22,159	23,107	28,900	31,900
OTHER SERVICES & CHARGES	177,028	149,547	160,161	169,830	200,750
CAPITAL OUTLAY	-	5,983	-	33,600	-
TOTAL EXPENDITURE BY OBJECT	350,240	330,178	340,783	394,744	372,622



City of Ramsey 2013 Requested General Fund Budget

GENERAL FUND 101 - GENERAL GOVERNMENT
LINE ITEM DETAIL BY COST CENTER OR SUB-FUNCTION

GENERAL GOVERNMENT BUILDINGS **194**

2009 Actual 2010 Actual 2011 Actual 2012 Adopted 2013 Requested

EXPENDITURE BY OBJECT RECAP ALL SUB-FUNCTIONS	-2009 Actual-	-2010 Actual-	-2011 Actual-	-2012 Adopted-	-2013 Requested-
PERSONAL SERVICES					
WAGES AND SALARIES					
6102 F.T. REGULAR-WAGES & SALARIES	90,820	92,437	93,727	96,676	96,676
6103 FULL TIME-REGULAR-OVERTIME	762	546	683	-	-
6104 PART TIME-WAGES & SALARIES	22,083	20,975	20,554	20,785	-
6105 TEMPORARY-WAGES & SALARIES	-	132	-	-	-
6107 OVERTIME-PART TIME	-	-	235	-	-
TOTAL WAGES AND SALARIES	113,665	114,090	115,199	117,461	96,676
OTHER GROSS EARNINGS					
6108 SEVERANCE PAY	155	-	-	-	-
TOTAL OTHER GROSS EARNINGS	155	-	-	-	-
EMPLOYER CONTRIBUTIONS					
6121 PERA CONTRIBUTIONS	7,627	7,977	8,331	8,516	7,009
6122 FICA/MEDICARE CONTRIBUTIONS	7,981	8,202	8,217	8,986	7,396
6131 GROUP INSURANCE	16,540	18,446	20,527	22,048	24,444
6133 WORKERS COMP INSURANCE PREMIUM	4,564	3,774	5,241	5,403	4,447
TOTAL EMPLOYER CONTRIBUTIONS	36,713	38,399	42,316	44,953	43,296
Total PERSONAL SERVICES	150,533	152,489	157,515	162,414	139,972
SUPPLIES					
OPERATING SUPPLIES					
6221 CLEANING SUPPLIES	2,329	1,928	1,798	3,000	2,500
6223 GASOLINE	1,870	2,384	2,754	3,000	3,000
6225 DIESEL FUEL	614	246	484	1,500	2,000
6249 MISCELLANEOUS OPERATING SUPPLY	11,830	11,474	11,164	13,500	13,500
TOTAL OPERATING SUPPLIES	16,644	16,032	16,200	21,000	21,000
REPAIR AND MAINTENANCE SUPPLIES					
6257 OTHER VEHICLE PARTS	1,366	926	1,428	1,000	1,000
6259 BUILDING MAINT/REPAIR SUPPLIES	426	2,750	2,302	2,500	5,500
6275 OTHER EQUIPMENT PARTS	344	85	10	400	400
TOTAL REPAIR AND MAINTENANCE SUPPLIES	2,136	3,761	3,740	3,900	6,900
SMALL TOOLS AND MINOR EQUIPMENT					
6281 SMALL TOOLS & MINOR EQUIPMENT	3,901	2,366	3,167	4,000	4,000
TOTAL SMALL TOOLS AND MINOR EQUIPMENT	3,901	2,366	3,167	4,000	4,000
Total SUPPLIES	22,680	22,159	23,107	28,900	31,900
OTHER SERVICES & CHARGES					
PROFESSIONAL SERVICES					
6315 MISCELLANEOUS PROFESSIONAL SER	25,258	-	-	-	-
TOTAL PROFESSIONAL SERVICES	25,258	-	-	-	-
COMMUNICATION					
6323 CELLULAR PHONES	1,613	1,463	1,417	1,500	1,500
TOTAL COMMUNICATION	1,613	1,463	1,417	1,500	1,500
EMPLOYEE REIMBURSEMENTS					
6331 TRAVEL & LODGING	8	-	-	-	-
TOTAL EMPLOYEE REIMBURSEMENTS	8	-	-	-	-
INSURANCE					
6361 GENERAL LIABILITY/PROPERTY INS	9,621	9,564	12,000	11,000	11,000
TOTAL INSURANCE	9,621	9,564	12,000	11,000	11,000
UTILITIES					
6371 ELECTRIC UTILITIES	82,185	91,868	85,527	91,700	95,000
6372 WATER/IRRIGATION	4,002	3,632	10,080	5,000	5,000
6373 GAS	33,823	29,323	30,505	35,000	40,000
6374 REFUSE/RECYCLING	5,788	5,713	4,049	6,000	6,000
TOTAL UTILITIES	125,799	130,536	130,161	137,700	146,000

City of Ramsey 2013 Requested General Fund Budget

GENERAL FUND 101 - GENERAL GOVERNMENT

LINE ITEM DETAIL BY COST CENTER OR SUB-FUNCTION

		GENERAL GOVERNMENT BUILDINGS					194
		2009 Actual	2010 Actual	2011 Actual	2012 Adopted	2013 Requested	
REPAIRS AND MAINTENANCE - LABOR							
6381	BUILDING & STRUCTURE REPAIR	1,771	347	814	2,000	10,000	
6382	MACHINERY & EQUIPMENT REPAIR	1,443	865	2,379	2,000	10,000	
6388	OTHER VEHICLE REPAIR	71	-	60	500	500	
TOTAL REPAIRS AND MAINTENANCE - LABOR		3,284	1,212	3,253	4,500	20,500	
RENTALS							
6415	OTHER EQUIPMENT RENTAL	512	643	771	1,000	1,000	
6417	UNIFORM RENTAL	-	107	28	750	750	
TOTAL RENTALS		512	750	799	1,750	1,750	
MISCELLANEOUS							
6435	FINANCE CHARGES	20	-	-	-	-	
TOTAL MISCELLANEOUS		20	-	-	-	-	
CONTRACTED SERVICES							
6489	OTHER CONTRACTED SERVICES	10,912	6,022	12,531	13,380	20,000	
TOTAL CONTRACTED SERVICES		10,912	6,022	12,531	13,380	20,000	
Total OTHER SERVICES & CHARGES		177,028	149,547	160,161	169,830	200,750	
CAPITAL OUTLAY							
CAPITAL OUTLAY							
6550	MOTOR VEHICLES	-	-	-	27,600	-	
6580	OTHER EQUIPMENT	-	5,983	-	6,000	-	
TOTAL CAPITAL OUTLAY		-	5,983	-	33,600	-	
Total CAPITAL OUTLAY		-	5,983	-	33,600	-	
TOTAL EXPENDITURES & OTHER FINANCING		350,240	330,178	340,783	394,744	372,622	

		2009 Actual	2010 Actual	2011 Actual	2012 Adopted	2013 Requested	
PERSONNEL COMPLEMENT							
Gen. Gov't. Bldgs.							
Building Maintenance		2.50	2.50	2.50	2.50	2.00	
Gen Govt Bldgs Total		2.50	2.50	2.50	2.50	2.00	
6371 Electric Utilities							
Electric for Municipal Center		82,185	91,868	85,527	90,000	92,500	
Electric for city reader sign		-	-	-	1,700	2,500	
		82,185	91,868	85,527	91,700	95,000	
6550 Motor Vehicles							
2012 plow truck (less \$2500 trade-in)		-	-	-	27,600	-	
		-	-	-	27,600	-	
6580 Other Equipment							
2013 Phone system		-	-	-	-	-	
2012 plow truck emergency lights		-	5,983	-	6,000	-	
		-	5,983	-	6,000	-	

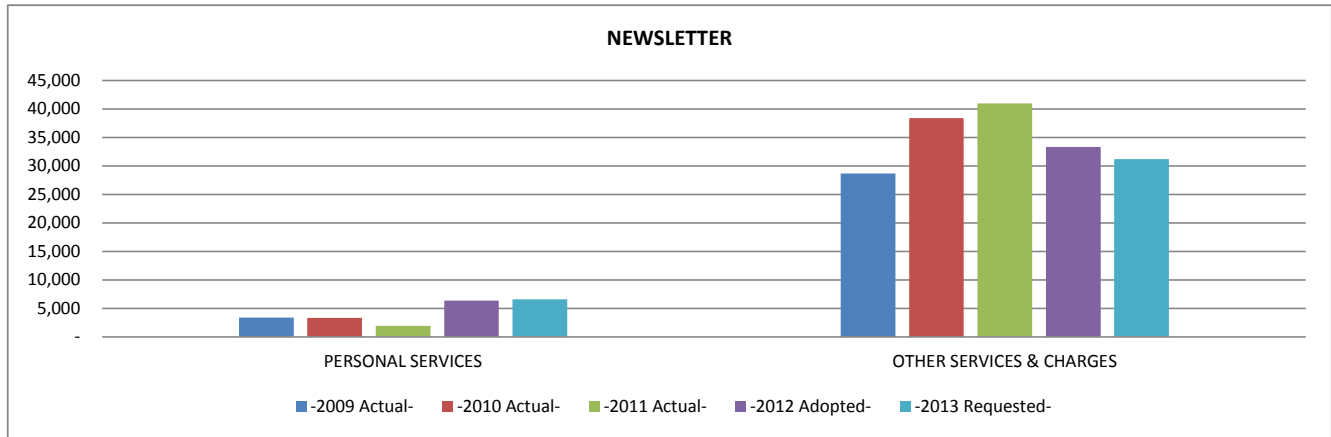
THIS PAGE INTENTIONALLY LEFT BLANK

City of Ramsey 2013 Requested General Fund Budget

GENERAL FUND 101 - GENERAL GOVERNMENT
 LINE ITEM DETAIL BY COST CENTER OR SUB-FUNCTION

NEWSLETTER **195**

EXPENDITURE BY OBJECT SUMMARY	-2009 Actual-	-2010 Actual-	-2011 Actual-	-2012 Adopted-	-2013 Requested-
PERSONAL SERVICES	3,392	3,345	1,923	6,351	6,602
OTHER SERVICES & CHARGES	28,646	38,419	40,975	33,325	31,200
TOTAL EXPENDITURE BY OBJECT	32,038	41,764	42,898	39,676	37,802



City of Ramsey 2013 Requested General Fund Budget

GENERAL FUND 101 - GENERAL GOVERNMENT
 LINE ITEM DETAIL BY COST CENTER OR SUB-FUNCTION

NEWSLETTER 195

EXPENDITURE BY OBJECT RECAP ALL SUB-FUNCTIONS		-2009 Actual-	-2010 Actual-	-2011 Actual-	-2012 Adopted-	-2013 Requested-
PERSONAL SERVICES						
WAGES AND SALARIES						
6104	PART TIME-WAGES & SALARIES	2,987	2,874	1,636	5,489	5,705
TOTAL WAGES AND SALARIES		2,987	2,874	1,636	5,489	5,705
EMPLOYER CONTRIBUTIONS						
6121	PERA CONTRIBUTIONS	184	219	119	398	414
6122	FICA/MEDICARE CONTRIBUTIONS	205	235	125	420	437
6133	WORKERS COMP INSURANCE PREMIUM	16	17	43	44	46
TOTAL EMPLOYER CONTRIBUTIONS		405	471	287	862	897
Total PERSONAL SERVICES		3,392	3,345	1,923	6,351	6,602
OTHER SERVICES & CHARGES						
COMMUNICATION						
6322	POSTAGE	8,038	8,150	7,823	8,000	5,800
TOTAL COMMUNICATION		8,038	8,150	7,823	8,000	5,800
ADVERTISING AND PUBLISHING						
6352	GENERAL NOTICE & PUBLIC INFOR	20,357	29,975	33,152	25,000	25,000
TOTAL ADVERTISING AND PUBLISHING		20,357	29,975	33,152	25,000	25,000
INSURANCE						
6361	GENERAL LIABILITY/PROPERTY INS	252	294	-	325	400
TOTAL INSURANCE		252	294	-	325	400
Total OTHER SERVICES & CHARGES		28,646	38,419	40,975	33,325	31,200
TOTAL EXPENDITURES & OTHER FINANCING		32,038	41,764	42,898	39,676	37,802

	2009 Actual	2010 Actual	2011 Actual	2012 Adopted	2013 Requested
6352 General Notice & Public Information					
4 full newsletters w/two UB inserts	20,357	29,975	33,152	25,000	25,000
	20,357	29,975	33,152	25,000	25,000

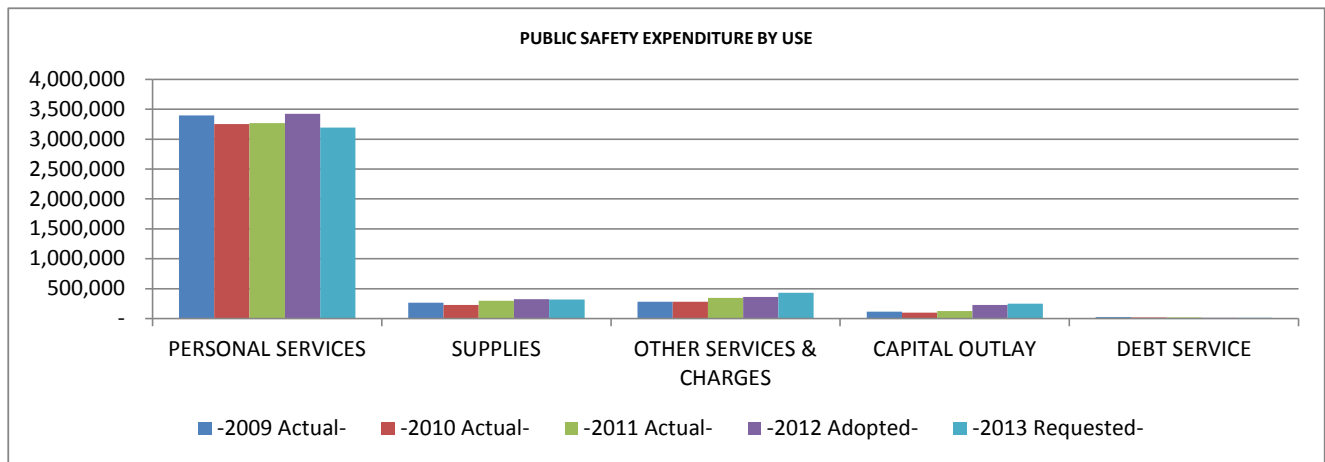
City of Ramsey 2013 Requested General Fund Budget

GENERAL FUND 101 - GENERAL GOVERNMENT

PUBLIC SAFETY 211-280

2009 Actual 2010 Actual 2011 Actual 2012 Adopted 2013 Requested

EXPENDITURE BY OBJECT SUMMARY	-2009 Actual-	-2010 Actual-	-2011 Actual-	-2012 Adopted-	-2013 Requested-
PERSONAL SERVICES	3,396,181	3,251,746	3,265,779	3,421,373	3,191,253
SUPPLIES	264,832	230,591	298,911	326,400	317,850
OTHER SERVICES & CHARGES	284,140	280,267	348,907	362,645	432,570
CAPITAL OUTLAY	114,983	98,118	126,679	230,600	252,000
DEBT SERVICE	25,452	22,600	19,519	16,191	12,597
TOTAL EXPENDITURE BY OBJECT	4,085,589	3,883,322	4,059,795	4,357,209	4,206,270



City of Ramsey 2013 Requested General Fund Budget

GENERAL FUND 101 - GENERAL GOVERNMENT

PUBLIC SAFETY 211-280

2009 Actual 2010 Actual 2011 Actual 2012 Adopted 2013 Requested

LINE ITEM DETAIL BY COST CENTER OR SUB-FUNCTION

EXPENDITURE BY OBJECT RECAP ALL SUB-FUNCTIONS	-2009 Actual-	-2010 Actual-	-2011 Actual-	-2012 Adopted-	-2013 Requested-
PERSONAL SERVICES					
WAGES AND SALARIES					
6102 F.T. REGULAR-WAGES & SALARIES	2,364,378	2,234,348	2,241,314	2,338,504	2,140,745
6103 FULL TIME-REGULAR-OVERTIME	68,225	81,955	62,549	75,000	75,000
6104 PART TIME-WAGES & SALARIES	267,347	247,509	235,132	251,378	247,170
6105 TEMPORARY-WAGES & SALARIES	-	-	105	-	-
TOTAL WAGES AND SALARIES	2,699,950	2,563,812	2,539,100	2,664,882	2,462,915
OTHER GROSS EARNINGS					
6108 SEVERANCE PAY	5,665	20,738	6,025	-	-
TOTAL OTHER GROSS EARNINGS	5,665	20,738	6,025	-	-
EMPLOYER CONTRIBUTIONS					
6121 PERA CONTRIBUTIONS	299,991	297,717	304,479	318,786	299,086
6122 FICA/MEDICARE CONTRIBUTIONS	86,477	74,256	71,471	83,507	67,355
6131 GROUP INSURANCE	229,735	225,362	251,787	277,285	282,564
6132 DISABILITY INSURANCE	1,179	1,284	-	1,300	1,300
6133 WORKERS COMP INSURANCE PREMIUM	73,184	68,577	92,917	75,613	78,033
TOTAL EMPLOYER CONTRIBUTIONS	690,566	667,196	720,654	756,491	728,338
Total PERSONAL SERVICES	3,396,181	3,251,746	3,265,779	3,421,373	3,191,253
SUPPLIES					
OFFICE SUPPLIES					
6204 STATIONERY, ENVELOPES & FORMS	2,693	2,396	2,799	3,500	2,550
6206 FILM, MICROFILM, TAPES, DISKS	952	414	693	1,250	1,200
6207 TRAINING SUPPLIES	2,359	2,760	3,214	3,000	3,000
6208 MISCELLANEOUS OFFICE SUPPLIES	5,681	4,948	4,922	6,950	5,300
TOTAL OFFICE SUPPLIES	11,686	10,518	11,628	14,700	12,050
OPERATING SUPPLIES					
6223 GASOLINE	67,713	75,276	98,574	100,300	95,000
6225 DIESEL FUEL	3,328	3,284	4,587	8,000	7,000
6227 LUBRICANTS & ADDITIVES	904	452	1,135	1,200	1,200
6229 SHOP MATERIALS	616	470	735	700	700
6231 UNIFORMS & TURN-OUT GEAR	55,066	40,460	58,624	47,300	43,000
6233 BATTERIES	3,870	1,002	1,713	3,500	2,800
6235 AMMUNITION	5,342	5,909	7,077	7,000	7,000
6237 CRIME SCENE KIT MATERIALS	691	789	1,000	2,000	1,000
6239 FIRST AID SUPPLIES	2,860	4,870	4,679	4,000	4,000
6241 COMMUNITY POLICING SUPPLIES	12,640	4,280	6,219	5,000	5,000
6249 MISCELLANEOUS OPERATING SUPPLY	46,914	44,654	50,367	49,350	49,350
TOTAL OPERATING SUPPLIES	199,943	181,446	234,710	228,350	216,050
REPAIR AND MAINTENANCE SUPPLIES					
6251 BATTERIES	824	1,634	1,195	2,500	3,200
6253 BRAKES	2,432	1,027	2,812	2,500	2,500
6255 TIRES	7,732	7,979	9,449	10,500	11,000
6257 OTHER VEHICLE PARTS	19,907	7,903	15,625	13,000	14,000
6259 BUILDING MAINT/REPAIR SUPPLIES	250	48	-	250	200
6266 SCBA-PARTS	-	4,357	3,529	4,500	4,500
6271 SIGN REPAIR MATERIALS	839	750	-	3,500	3,500
6275 OTHER EQUIPMENT PARTS	2,686	3,096	2,271	6,500	6,500
TOTAL REPAIR AND MAINTENANCE SUPPLIES	34,670	26,794	34,881	43,250	45,400
SMALL TOOLS AND MINOR EQUIPMENT					
6281 SMALL TOOLS & MINOR EQUIPMENT	18,507	11,833	17,692	39,850	44,250
TOTAL SMALL TOOLS AND MINOR EQUIPMENT	18,507	11,833	17,692	39,850	44,250
MERCHANDISE FOR RESALE					
6291 CULVERTS, SIGNS, STREET SUPPLY	26	-	-	250	100
TOTAL MERCHANDISE FOR RESALE	26	-	-	250	100
Total SUPPLIES	264,832	230,591	298,911	326,400	317,850

City of Ramsey 2013 Requested General Fund Budget

GENERAL FUND 101 - GENERAL GOVERNMENT

PUBLIC SAFETY 211-280

2009 Actual 2010 Actual 2011 Actual 2012 Adopted 2013 Requested

OTHER SERVICES & CHARGES

	2009 Actual	2010 Actual	2011 Actual	2012 Adopted	2013 Requested
PROFESSIONAL SERVICES					
6302 AUDITING & ACCOUNTING SERVICES	3,160	3,250	3,250	3,600	3,600
6305 MEDICAL/PSYCHOLOGICAL FEES	2,927	4,800	5,805	250	-
6315 MISCELLANEOUS PROFESSIONAL SER	26,277	53,202	98,003	78,000	137,000
TOTAL PROFESSIONAL SERVICES	32,365	61,252	107,058	81,850	140,600
COMMUNICATION					
6321 TELEPHONE	6,614	5,172	4,755	4,830	4,850
6322 POSTAGE	3,312	1,926	2,155	3,900	3,300
6323 CELLULAR PHONES	14,478	15,186	14,466	16,600	16,000
6325 LONG DISTANCE CHARGES	27	-	-	-	-
TOTAL COMMUNICATION	24,431	22,284	21,376	25,330	24,150
EMPLOYEE REIMBURSEMENTS					
6331 TRAVEL & LODGING	2,404	4,079	4,925	3,900	3,950
6334 MILEAGE REIMBURSEMENT	1,216	519	708	1,100	1,150
6335 TRAINING	38,098	40,136	43,048	39,600	40,000
TOTAL EMPLOYEE REIMBURSEMENTS	41,719	44,734	48,681	44,600	45,100
INSURANCE					
6361 GENERAL LIABILITY/PROPERTY INS	46,422	44,732	48,000	53,100	53,300
TOTAL INSURANCE	46,422	44,732	48,000	53,100	53,300
UTILITIES					
6371 ELECTRIC UTILITIES	27,911	25,709	24,208	29,600	26,200
6372 WATER/IRRIGATION	81	74	100	100	100
6373 GAS	12,375	10,578	11,514	14,900	15,000
6374 REFUSE/RECYCLING	640	697	627	700	700
TOTAL UTILITIES	41,007	37,058	36,449	45,300	42,000
REPAIRS AND MAINTENANCE - LABOR					
6382 MACHINERY & EQUIPMENT REPAIR	6,293	4,571	2,865	12,700	12,500
6383 OFFICE EQUIPMENT REPAIR	65	-	-	700	700
6386 BRAKE REPAIR	-	-	-	1,000	1,000
6387 TIRE MOUNTING & BALANCING	-	-	-	100	100
6388 OTHER VEHICLE REPAIR	33,167	19,958	22,603	31,000	31,000
6389 TOWING SERVICES	-	-	-	500	3,500
TOTAL REPAIRS AND MAINTENANCE - LABOR	39,525	24,529	25,468	46,000	48,800
REPAIRS AND MAINTENANCE - CONTRACTS					
6405 OFFICE & DATA PROCESSING EQUIP	3,501	2,558	4,164	6,790	6,720
TOTAL REPAIRS AND MAINTENANCE - CONTRACTS	3,501	2,558	4,164	6,790	6,720
RENTALS					
6413 OFFICE EQUIPMENT RENTAL	4,049	1,689	4,529	4,700	5,000
6415 OTHER EQUIPMENT RENTAL	26,827	19,501	21,141	25,280	32,000
TOTAL RENTALS	30,876	21,190	25,670	29,980	37,000
DUES, SUBSCRIPTIONS, AND REGISTRATION FEES					
6451 MEMBERSHIP DUES	4,172	4,688	4,267	3,245	4,700
6452 SUBSCRIPTIONS	80	810	-	250	250
TOTAL DUES, SUBSCRIPTIONS, AND REGISTRATION FEES	4,251	5,498	4,267	3,495	4,950
BOOKS AND PAMPHLETS					
6471 BOOKS & PAMPHLETS	1,091	146	342	2,200	1,950
TOTAL BOOKS AND PAMPHLETS	1,091	146	342	2,200	1,950
CONTRACTED SERVICES					
6489 OTHER CONTRACTED SERVICES	18,952	16,286	27,432	24,000	28,000
TOTAL CONTRACTED SERVICES	18,952	16,286	27,432	24,000	28,000
Total OTHER SERVICES & CHARGES	284,140	280,267	348,907	362,645	432,570
CAPITAL OUTLAY					
CAPITAL OUTLAY					
6540 HEAVY MACHINERY	-	-	-	130,000	150,000
6550 MOTOR VEHICLES	82,556	89,628	126,679	94,600	102,000
6580 OTHER EQUIPMENT	32,427	8,490	-	6,000	-
TOTAL CAPITAL OUTLAY	114,983	98,118	126,679	230,600	252,000
Total CAPITAL OUTLAY	114,983	98,118	126,679	230,600	252,000

City of Ramsey 2013 Requested General Fund Budget

GENERAL FUND 101 - GENERAL GOVERNMENT

PUBLIC SAFETY 211-280

2009 Actual 2010 Actual 2011 Actual 2012 Adopted 2013 Requested

DEBT SERVICE						
DEBT SERVICE						
6603	OTHER L.T. OBLIGATION PRINCIPA	25,452	22,600	19,519	16,191	12,597
TOTAL DEBT SERVICE		25,452	22,600	19,519	16,191	12,597
Total DEBT SERVICE		25,452	22,600	19,519	16,191	12,597
TOTAL EXPENDITURES & OTHER FINANCING		4,085,589	3,883,322	4,059,795	4,357,209	4,206,270

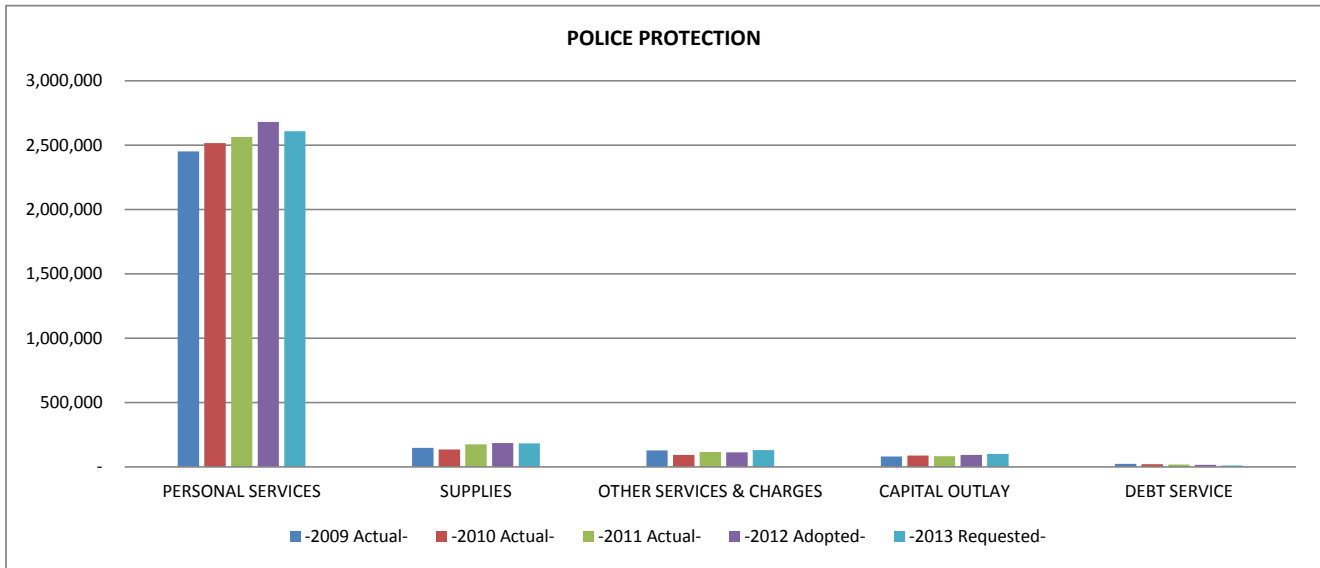
City of Ramsey 2013 Requested General Fund Budget

GENERAL FUND 101 - GENERAL GOVERNMENT
 LINE ITEM DETAIL BY COST CENTER OR SUB-FUNCTION

POLICE PROTECTION **211**

2009 Actual 2010 Actual 2011 Actual 2012 Adopted 2013 Requested

EXPENDITURE BY OBJECT SUMMARY	-2009 Actual-	-2010 Actual-	-2011 Actual-	-2012 Adopted-	-2013 Requested-
PERSONAL SERVICES	2,453,512	2,517,827	2,564,443	2,680,625	2,610,461
SUPPLIES	149,868	135,925	174,931	184,750	183,900
OTHER SERVICES & CHARGES	128,361	94,270	115,365	114,700	130,500
CAPITAL OUTLAY	82,556	89,628	83,669	94,600	102,000
DEBT SERVICE	25,452	22,600	19,519	16,191	12,597
TOTAL EXPENDITURE BY OBJECT	2,839,750	2,860,250	2,957,927	3,090,866	3,039,458



City of Ramsey 2013 Requested General Fund Budget

GENERAL FUND 101 - GENERAL GOVERNMENT
LINE ITEM DETAIL BY COST CENTER OR SUB-FUNCTION

POLICE PROTECTION **211**

2009 Actual **2010 Actual** **2011 Actual** **2012 Adopted** **2013 Requested**

EXPENDITURE BY OBJECT RECAP ALL SUB-FUNCTIONS		-2009 Actual-	-2010 Actual-	-2011 Actual-	-2012 Adopted-	-2013 Requested-
PERSONAL SERVICES						
WAGES AND SALARIES						
6102	F.T. REGULAR-WAGES & SALARIES	1,823,181	1,855,548	1,866,461	1,935,501	1,872,528
6103	FULL TIME-REGULAR-OVERTIME	68,195	81,856	62,450	75,000	75,000
6104	PART TIME-WAGES & SALARIES	41,326	41,281	43,387	57,405	45,670
TOTAL WAGES AND SALARIES		1,932,701	1,978,685	1,972,298	2,067,906	1,993,198
OTHER GROSS EARNINGS						
6108	SEVERANCE PAY	-	-	6,025	-	-
TOTAL OTHER GROSS EARNINGS		-	-	6,025	-	-
EMPLOYER CONTRIBUTIONS						
6121	PERA CONTRIBUTIONS	251,650	259,757	265,678	277,421	267,365
6122	FICA/MEDICARE CONTRIBUTIONS	39,854	40,308	40,552	44,748	42,016
6131	GROUP INSURANCE	179,292	193,760	216,153	239,825	254,640
6133	WORKERS COMP INSURANCE PREMIUM	50,015	45,317	63,737	50,725	53,242
TOTAL EMPLOYER CONTRIBUTIONS		520,811	539,142	586,120	612,719	617,263
Total PERSONAL SERVICES		2,453,512	2,517,827	2,564,443	2,680,625	2,610,461
SUPPLIES						
OFFICE SUPPLIES						
6204	STATIONERY, ENVELOPES & FORMS	1,687	2,096	2,088	1,800	1,800
6206	FILM, MICROFILM, TAPES, DISKS	665	414	693	1,000	1,000
6207	TRAINING SUPPLIES	2,359	2,760	3,214	3,000	3,000
6208	MISCELLANEOUS OFFICE SUPPLIES	3,496	3,684	4,063	4,200	4,000
TOTAL OFFICE SUPPLIES		8,207	8,954	10,058	10,000	9,800
OPERATING SUPPLIES						
6223	GASOLINE	55,962	63,015	82,330	85,000	80,000
6227	LUBRICANTS & ADDITIVES	904	452	1,135	1,200	1,200
6229	SHOP MATERIALS	616	470	735	700	700
6231	UNIFORMS & TURN-OUT GEAR	32,523	28,905	36,147	31,000	30,000
6233	BATTERIES	3,394	788	1,713	2,500	2,300
6235	AMMUNITION	5,342	5,909	7,077	7,000	7,000
6237	CRIME SCENE KIT MATERIALS	691	789	1,000	2,000	1,000
6239	FIRST AID SUPPLIES	1,881	2,909	3,854	2,500	2,500
6249	MISCELLANEOUS OPERATING SUPPLY	13,504	7,875	7,559	8,000	8,000
TOTAL OPERATING SUPPLIES		114,816	111,112	141,550	139,900	132,700
REPAIR AND MAINTENANCE SUPPLIES						
6251	BATTERIES	824	636	260	1,500	1,200
6253	BRAKES	2,432	1,027	2,812	2,500	2,500
6255	TIRES	7,732	7,979	9,449	9,500	10,000
6257	OTHER VEHICLE PARTS	7,665	5,735	6,857	6,000	6,000
6259	BUILDING MAINT/REPAIR SUPPLIES	250	48	-	250	200
6275	OTHER EQUIPMENT PARTS	1,327	434	383	500	500
TOTAL REPAIR AND MAINTENANCE SUPPLIES		20,230	15,859	19,761	20,250	20,400
SMALL TOOLS AND MINOR EQUIPMENT						
6281	SMALL TOOLS & MINOR EQUIPMENT	6,615	-	3,562	14,600	21,000
TOTAL SMALL TOOLS AND MINOR EQUIPMENT		6,615	-	3,562	14,600	21,000
Total SUPPLIES		149,868	135,925	174,931	184,750	183,900
OTHER SERVICES & CHARGES						
PROFESSIONAL SERVICES						
6305	MEDICAL/PSYCHOLOGICAL FEES	27	-	925	250	-
6315	MISCELLANEOUS PROFESSIONAL SER	26,277	2,453	2,594	3,000	3,000
TOTAL PROFESSIONAL SERVICES		26,305	2,453	3,519	3,250	3,000

City of Ramsey 2013 Requested General Fund Budget

GENERAL FUND 101 - GENERAL GOVERNMENT

LINE ITEM DETAIL BY COST CENTER OR SUB-FUNCTION

		POLICE PROTECTION					211
		2009 Actual	2010 Actual	2011 Actual	2012 Adopted	2013 Requested	
COMMUNICATION							
6321	TELEPHONE	3,369	2,852	2,623	2,500	2,500	
6322	POSTAGE	1,454	995	1,145	1,700	1,700	
6323	CELLULAR PHONES	7,062	7,691	7,296	7,800	7,800	
6325	LONG DISTANCE CHARGES	27	-	-	-	-	
TOTAL COMMUNICATION		11,912	11,538	11,064	12,000	12,000	
EMPLOYEE REIMBURSEMENTS							
6331	TRAVEL & LODGING	2,034	3,861	4,392	3,500	3,600	
6334	MILEAGE REIMBURSEMENT	666	519	503	800	800	
6335	TRAINING	13,064	16,170	22,216	15,600	17,000	
TOTAL EMPLOYEE REIMBURSEMENTS		15,764	20,550	27,111	19,900	21,400	
INSURANCE							
6361	GENERAL LIABILITY/PROPERTY INS	28,064	25,242	28,000	30,000	30,000	
TOTAL INSURANCE		28,064	25,242	28,000	30,000	30,000	
REPAIRS AND MAINTENANCE - LABOR							
6382	MACHINERY & EQUIPMENT REPAIR	145	193	48	700	500	
6383	OFFICE EQUIPMENT REPAIR	65	-	-	700	700	
6386	BRAKE REPAIR	-	-	-	1,000	1,000	
6387	TIRE MOUNTING & BALANCING	-	-	-	100	100	
6388	OTHER VEHICLE REPAIR	7,101	4,548	4,994	7,000	7,000	
6389	TOWING SERVICES	-	-	-	500	500	
TOTAL REPAIRS AND MAINTENANCE - LABOR		7,311	4,741	5,042	10,000	9,800	
REPAIRS AND MAINTENANCE - CONTRACTS							
6405	OFFICE & DATA PROCESSING EQUIP	3,252	2,558	3,307	4,870	4,800	
TOTAL REPAIRS AND MAINTENANCE - CONTRACTS		3,252	2,558	3,307	4,870	4,800	
RENTALS							
6413	OFFICE EQUIPMENT RENTAL	4,049	1,689	4,529	4,700	5,000	
6415	OTHER EQUIPMENT RENTAL	26,827	19,501	21,141	25,280	32,000	
TOTAL RENTALS		30,876	21,190	25,670	29,980	37,000	
DUES, SUBSCRIPTIONS, AND REGISTRATION FEES							
6451	MEMBERSHIP DUES	2,623	3,153	1,968	1,700	2,500	
TOTAL DUES, SUBSCRIPTIONS, AND REGISTRATION FEES		2,623	3,153	1,968	1,700	2,500	
CONTRACTED SERVICES							
6489	OTHER CONTRACTED SERVICES	2,256	2,845	9,684	3,000	10,000	
TOTAL CONTRACTED SERVICES		2,256	2,845	9,684	3,000	10,000	
Total OTHER SERVICES & CHARGES		128,361	94,270	115,365	114,700	130,500	
CAPITAL OUTLAY							
CAPITAL OUTLAY							
6550	MOTOR VEHICLES	82,556	89,628	83,669	94,600	102,000	
TOTAL CAPITAL OUTLAY		82,556	89,628	83,669	94,600	102,000	
Total CAPITAL OUTLAY		82,556	89,628	83,669	94,600	102,000	
DEBT SERVICE							
DEBT SERVICE							
6603	OTHER L.T. OBLIGATION PRINCIPA	25,452	22,600	19,519	16,191	12,597	
TOTAL DEBT SERVICE		25,452	22,600	19,519	16,191	12,597	
Total DEBT SERVICE		25,452	22,600	19,519	16,191	12,597	
TOTAL EXPENDITURES & OTHER FINANCING		2,839,750	2,860,250	2,957,927	3,090,866	3,039,458	

City of Ramsey 2013 Requested General Fund Budget

GENERAL FUND 101 - GENERAL GOVERNMENT

LINE ITEM DETAIL BY COST CENTER OR SUB-FUNCTION

POLICE PROTECTION 211

2009 Actual 2010 Actual 2011 Actual 2012 Adopted 2013 Requested

	2009 Actual	2010 Actual	2011 Actual	2012 Adopted	2013 Requested
PERSONNEL COMPLEMENT					
Police Chief	1.00	1.00	1.00	1.00	1.00
Captain	1.00	1.00	1.00	1.00	1.00
Lieutenant	-	1.00	1.00	1.00	1.00
Sergeant	5.00	4.00	4.00	4.00	4.00
Patrol Officer	16.00	16.00	16.00	16.00	16.00
Community Service Officer	1.00	1.00	1.00	1.00	1.00
Crime Prevention Specialist	1.00	1.00	1.00	1.00	-
Clerical/Support Personnel	3.00	3.00	3.00	3.00	3.00
Code Enforcement Intern	-	-	-	0.50	0.50
Police Total	28.00	28.00	28.00	28.50	27.50

6281 Small Tools and Minor Equipment

Equipment for Vehicles (Not Squads)	-	-	-	9,300	12,000
Computer Replacement (3 Laptops)	-	-	-	4,800	6,000
Misc	-	-	3,562	500	3,000
	6,615	-	3,562	14,600	21,000

6335 Training

St. Cloud Driving School					
First Responder Course (initial and refresher)					
County Shoots					
County Attorney Updates					
Officer Post requirements					
Other miscellaneous seminars and training.					
	13,064	16,170	22,216	15,600	17,000

6415 Other Equipment

MC quarterly charges/Visions Mobile Dispatch CDPD.					
800 MHz Radio					
Intertec CJDN Access					
GPS Wireless modem					
Crabtree/Netmotion/CDPG					
	26,827	19,501	22,041	25,280	32,000

6451 Dues

MCPA - MN Chief - Local					
Post Board					
Anoka County Chiefs Association					
P.O.S.T License Renewals					
	2,623	3,153	1,968	1,700	2,500

6489 Other Contracted Services

Alarm Monitoring					
Pawn Shop Transactions					
Citywide Hazmat Disposal & OSHA regulation					
Misc.					
	2,256	2,845	9,684	3,000	10,000

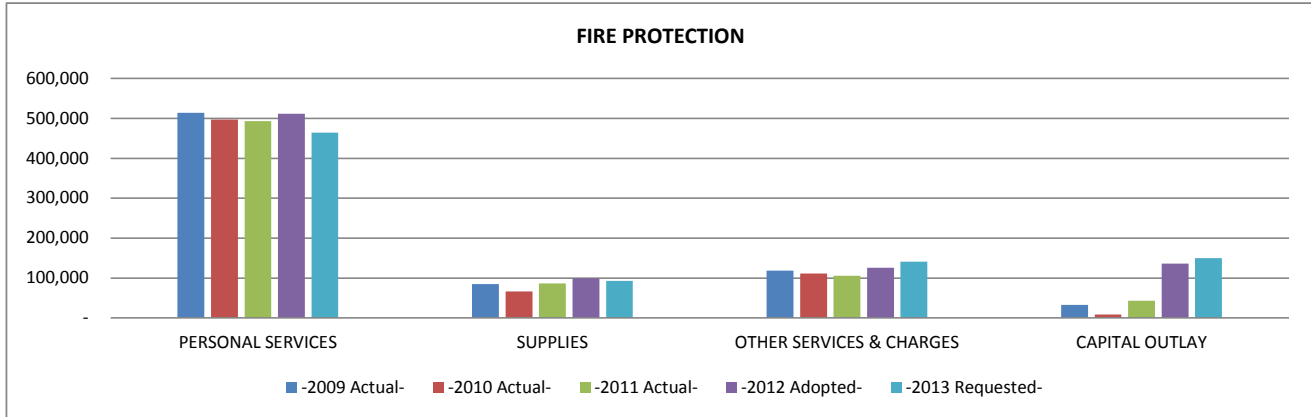
City of Ramsey 2013 Requested General Fund Budget

GENERAL FUND 101 - GENERAL GOVERNMENT
 LINE ITEM DETAIL BY COST CENTER OR SUB-FUNCTION

FIRE PROTECTION **220**

2009 Actual **2010 Actual** **2011 Actual** **2012 Adopted** **2013 Requested**

EXPENDITURE BY OBJECT SUMMARY	-2009 Actual-	-2010 Actual-	-2011 Actual-	-2012 Adopted-	-2013 Requested-
PERSONAL SERVICES	513,933	497,048	493,200	511,556	464,367
SUPPLIES	84,658	66,803	86,383	99,450	92,650
OTHER SERVICES & CHARGES	118,264	111,447	105,781	125,650	141,420
CAPITAL OUTLAY	32,427	8,490	43,010	136,000	150,000
TOTAL EXPENDITURE BY OBJECT	749,282	683,788	728,374	872,656	848,437



City of Ramsey 2013 Requested General Fund Budget

GENERAL FUND 101 - GENERAL GOVERNMENT
LINE ITEM DETAIL BY COST CENTER OR SUB-FUNCTION

FIRE PROTECTION **220**

2009 Actual 2010 Actual 2011 Actual 2012 Adopted 2013 Requested

EXPENDITURE BY OBJECT RECAP ALL SUB-FUNCTIONS	-2009 Actual-	-2010 Actual-	-2011 Actual-	-2012 Adopted-	-2013 Requested-
PERSONAL SERVICES					
WAGES AND SALARIES					
6102 F.T. REGULAR-WAGES & SALARIES	202,071	206,890	210,324	221,864	177,089
6103 FULL TIME-REGULAR-OVERTIME	30	99	99	-	-
6104 PART TIME-WAGES & SALARIES	226,021	206,228	191,745	193,973	201,500
TOTAL WAGES AND SALARIES	428,123	413,217	402,168	415,837	378,589
OTHER GROSS EARNINGS					
6108 SEVERANCE PAY	2,145	-	-	-	-
TOTAL OTHER GROSS EARNINGS	2,145	-	-	-	-
EMPLOYER CONTRIBUTIONS					
6121 PERA CONTRIBUTIONS	25,076	25,811	27,005	28,232	25,114
6122 FICA/MEDICARE CONTRIBUTIONS	21,128	20,173	18,631	24,252	18,368
6131 GROUP INSURANCE	16,226	17,448	19,571	20,470	19,104
6132 DISABILITY INSURANCE	1,179	1,284	-	1,300	1,300
6133 WORKERS COMP INSURANCE PREMIUM	20,056	19,115	25,825	21,465	21,892
TOTAL EMPLOYER CONTRIBUTIONS	83,665	83,831	91,032	95,719	85,778
Total PERSONAL SERVICES	513,933	497,048	493,200	511,556	464,367
SUPPLIES					
OFFICE SUPPLIES					
6206 FILM, MICROFILM, TAPES, DISKS	79	-	-	150	150
6208 MISCELLANEOUS OFFICE SUPPLIES	1,890	988	675	2,000	1,000
TOTAL OFFICE SUPPLIES	1,969	988	675	2,150	1,150
OPERATING SUPPLIES					
6223 GASOLINE	9,225	10,068	13,691	13,300	13,000
6225 DIESEL FUEL	3,328	3,284	4,587	8,000	7,000
6231 UNIFORMS & TURN-OUT GEAR	22,306	11,555	22,477	16,000	13,000
6233 BATTERIES	475	214	-	1,000	500
6239 FIRST AID SUPPLIES	979	1,961	825	1,500	1,500
6241 COMMUNITY POLICING SUPPLIES	5,000	-	-	-	-
6249 MISCELLANEOUS OPERATING SUPPLY	16,633	18,920	18,220	18,000	18,000
TOTAL OPERATING SUPPLIES	57,947	46,002	59,800	57,800	53,000
REPAIR AND MAINTENANCE SUPPLIES					
6255 TIRES	-	-	-	1,000	1,000
6257 OTHER VEHICLE PARTS	12,242	2,168	8,309	7,000	8,000
6266 SCBA-PARTS	-	4,357	3,529	4,500	4,500
6275 OTHER EQUIPMENT PARTS	845	1,484	342	2,000	2,000
TOTAL REPAIR AND MAINTENANCE SUPPLIES	13,087	8,009	12,180	14,500	15,500
SMALL TOOLS AND MINOR EQUIPMENT					
6281 SMALL TOOLS & MINOR EQUIPMENT	11,654	11,804	13,728	25,000	23,000
TOTAL SMALL TOOLS AND MINOR EQUIPMENT	11,654	11,804	13,728	25,000	23,000
Total SUPPLIES	84,658	66,803	86,383	99,450	92,650
OTHER SERVICES & CHARGES					
PROFESSIONAL SERVICES					
6302 AUDITING & ACCOUNTING SERVICES	3,160	3,250	3,250	3,600	3,600
6305 MEDICAL/PSYCHOLOGICAL FEES	2,900	4,800	4,880	-	-
6315 MISCELLANEOUS PROFESSIONAL SER	-	-	-	-	15,000
TOTAL PROFESSIONAL SERVICES	6,060	8,050	8,130	3,600	18,600
COMMUNICATION					
6321 TELEPHONE	2,253	1,828	1,680	1,830	1,850
6322 POSTAGE	313	315	341	400	400
6323 CELLULAR PHONES	5,209	6,314	6,086	7,600	7,000
TOTAL COMMUNICATION	7,776	8,457	8,107	9,830	9,250
EMPLOYEE REIMBURSEMENTS					
6335 TRAINING	22,610	21,353	17,436	22,000	22,000
TOTAL EMPLOYEE REIMBURSEMENTS	22,610	21,353	17,436	22,000	22,000

City of Ramsey 2013 Requested General Fund Budget

GENERAL FUND 101 - GENERAL GOVERNMENT
LINE ITEM DETAIL BY COST CENTER OR SUB-FUNCTION

		FIRE PROTECTION					220
		2009 Actual	2010 Actual	2011 Actual	2012 Adopted	2013 Requested	
INSURANCE							
6361	GENERAL LIABILITY/PROPERTY INS	13,894	17,015	14,500	20,000	20,000	
TOTAL INSURANCE		13,894	17,015	14,500	20,000	20,000	
UTILITIES							
6371	ELECTRIC UTILITIES	18,531	18,107	18,600	18,600	19,000	
6372	WATER/IRRIGATION	81	74	100	100	100	
6373	GAS	12,375	10,578	11,514	14,900	15,000	
6374	REFUSE/RECYCLING	640	697	627	700	700	
TOTAL UTILITIES		31,628	29,456	30,841	34,300	34,800	
REPAIRS AND MAINTENANCE - LABOR							
6388	OTHER VEHICLE REPAIR	26,066	15,410	17,609	24,000	24,000	
TOTAL REPAIRS AND MAINTENANCE - LABOR		26,066	15,410	17,609	24,000	24,000	
REPAIRS AND MAINTENANCE - CONTRACTS							
6405	OFFICE & DATA PROCESSING EQUIP	249	-	857	1,920	1,920	
TOTAL REPAIRS AND MAINTENANCE - CONTRACTS		249	-	857	1,920	1,920	
DUES, SUBSCRIPTIONS, AND REGISTRATION FEES							
6451	MEMBERSHIP DUES	1,079	1,340	1,660	1,000	1,600	
6452	SUBSCRIPTIONS	80	810	-	250	250	
TOTAL DUES, SUBSCRIPTIONS, AND REGISTRATION FEES		1,159	2,150	1,660	1,250	1,850	
BOOKS AND PAMPHLETS							
6471	BOOKS & PAMPHLETS	1,091	-	342	750	1,000	
TOTAL BOOKS AND PAMPHLETS		1,091	-	342	750	1,000	
CONTRACTED SERVICES							
6489	OTHER CONTRACTED SERVICES	7,731	9,556	6,299	8,000	8,000	
TOTAL CONTRACTED SERVICES		7,731	9,556	6,299	8,000	8,000	
Total OTHER SERVICES & CHARGES		118,264	111,447	105,781	125,650	141,420	
CAPITAL OUTLAY							
CAPITAL OUTLAY							
6540	HEAVY MACHINERY	-	-	-	130,000	150,000	
6550	MOTOR VEHICLES	-	-	43,010	-	-	
6580	OTHER EQUIPMENT	32,427	8,490	-	6,000	-	
TOTAL CAPITAL OUTLAY		32,427	8,490	43,010	136,000	150,000	
Total CAPITAL OUTLAY		32,427	8,490	43,010	136,000	150,000	
TOTAL EXPENDITURES & OTHER FINANCING		749,282	683,788	728,374	872,656	848,437	

City of Ramsey 2013 Requested General Fund Budget

GENERAL FUND 101 - GENERAL GOVERNMENT
 LINE ITEM DETAIL BY COST CENTER OR SUB-FUNCTION

FIRE PROTECTION **220**

2009 Actual	2010 Actual	2011 Actual	2012 Adopted	2013 Requested
-------------	-------------	-------------	--------------	----------------

PERSONNEL COMPLEMENT

	2009 Actual	2010 Actual	2011 Actual	2012 Adopted	2013 Requested
Fire Chief	1.00	1.00	1.00	1.00	1.00
Fire Secretary	1.00	1.00	1.00	1.00	-
Fire Inspector	1.00	1.00	1.00	-	-
Fire Marshall	-	-	-	1.00	1.00
Firefighters	7.58	7.58	7.58	7.58	7.58
Fire Total	10.58	10.58	10.58	10.58	9.58

6315 Miscellaneous Professional Service

Consultant for joint fire service venture	-	-	-	-	15,000
	-	-	-	-	15,000

6540 Heavy Machinery

Tanker truck (less \$20,000 trade-in)	-	-	-	130,000	150,000
Two-year payment schedule	-	-	-	130,000	150,000

6580 Other Equipment

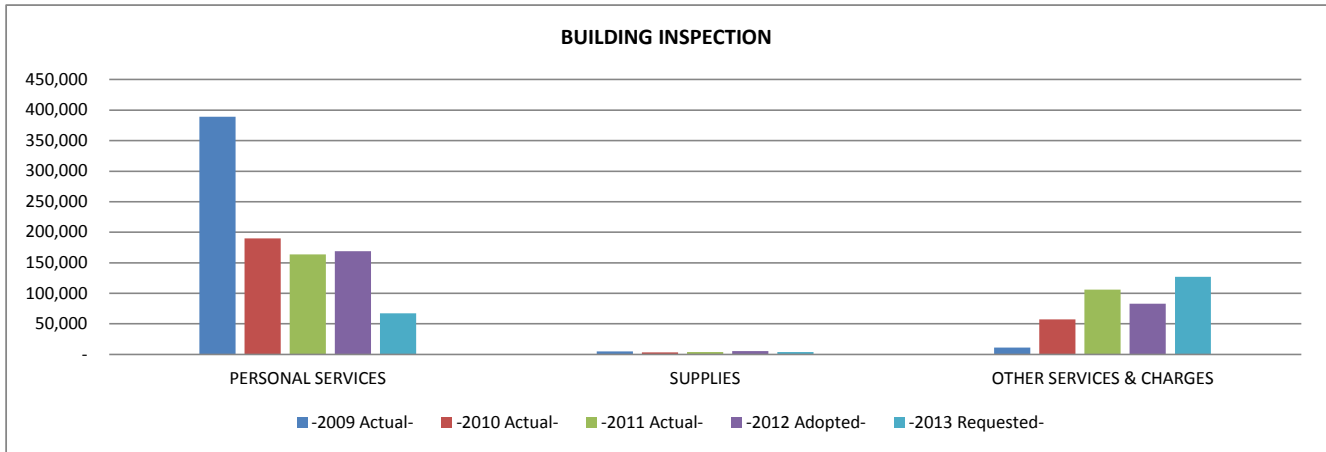
2012 Zodiac Rescue Boat				6,000	-
	32,427	8,490	-	6,000	-

City of Ramsey 2013 Requested General Fund Budget

GENERAL FUND 101 - GENERAL GOVERNMENT
 LINE ITEM DETAIL BY COST CENTER OR SUB-FUNCTION

BUILDING INSPECTION 240

EXPENDITURE BY OBJECT SUMMARY	-2009 Actual-	-2010 Actual-	-2011 Actual-	-2012 Adopted-	-2013 Requested-
PERSONAL SERVICES	388,995	189,979	163,666	169,088	67,438
SUPPLIES	4,754	3,436	3,928	5,050	3,800
OTHER SERVICES & CHARGES	11,058	57,445	106,026	82,950	126,800
TOTAL EXPENDITURE BY OBJECT	404,807	250,860	273,620	257,088	198,038



City of Ramsey 2013 Requested General Fund Budget

GENERAL FUND 101 - GENERAL GOVERNMENT
LINE ITEM DETAIL BY COST CENTER OR SUB-FUNCTION

BUILDING INSPECTION **240**

EXPENDITURE BY OBJECT RECAP ALL SUB-FUNCTIONS	-2009 Actual-	-2010 Actual-	-2011 Actual-	-2012 Adopted-	-2013 Requested-
PERSONAL SERVICES					
WAGES AND SALARIES					
6102 F.T. REGULAR-WAGES & SALARIES	306,073	132,922	127,806	131,050	50,666
TOTAL WAGES AND SALARIES	306,073	132,922	127,806	131,050	50,666
OTHER GROSS EARNINGS					
6108 SEVERANCE PAY	3,520	20,738	-	-	-
TOTAL OTHER GROSS EARNINGS	3,520	20,738	-	-	-
EMPLOYER CONTRIBUTIONS					
6121 PERA CONTRIBUTIONS	21,013	9,425	9,266	9,501	3,673
6122 FICA/MEDICARE CONTRIBUTIONS	23,013	10,810	9,677	10,675	3,876
6131 GROUP INSURANCE	34,217	14,154	16,063	16,990	8,820
6133 WORKERS COMP INSURANCE PREMIUM	1,160	1,930	854	872	403
TOTAL EMPLOYER CONTRIBUTIONS	79,403	36,319	35,860	38,038	16,772
Total PERSONAL SERVICES	388,995	189,979	163,666	169,088	67,438
SUPPLIES					
OFFICE SUPPLIES					
6204 STATIONERY, ENVELOPES & FORMS	624	300	460	1,000	500
6208 MISCELLANEOUS OFFICE SUPPLIES	295	276	184	750	300
TOTAL OFFICE SUPPLIES	919	576	644	1,750	800
OPERATING SUPPLIES					
6223 GASOLINE	2,526	2,193	2,553	2,000	2,000
6231 UNIFORMS & TURN-OUT GEAR	237	-	-	300	-
6249 MISCELLANEOUS OPERATING SUPPLY	938	667	272	1,000	1,000
TOTAL OPERATING SUPPLIES	3,700	2,860	2,825	3,300	3,000
REPAIR AND MAINTENANCE SUPPLIES					
6257 OTHER VEHICLE PARTS	-	-	459	-	-
TOTAL REPAIR AND MAINTENANCE SUPPLIES	-	-	459	-	-
SMALL TOOLS AND MINOR EQUIPMENT					
6281 SMALL TOOLS & MINOR EQUIPMENT	135	-	-	-	-
TOTAL SMALL TOOLS AND MINOR EQUIPMENT	135	-	-	-	-
Total SUPPLIES	4,754	3,436	3,928	5,050	3,800
OTHER SERVICES & CHARGES					
PROFESSIONAL SERVICES					
6315 MISCELLANEOUS PROFESSIONAL SER	-	50,749	95,409	75,000	119,000
TOTAL PROFESSIONAL SERVICES	-	50,749	95,409	75,000	119,000
COMMUNICATION					
6321 TELEPHONE	992	492	452	500	500
6322 POSTAGE	1,216	501	586	1,000	1,000
6323 CELLULAR PHONES	2,123	1,181	1,084	1,200	1,200
TOTAL COMMUNICATION	4,331	2,174	2,122	2,700	2,700
EMPLOYEE REIMBURSEMENTS					
6331 TRAVEL & LODGING	15	-	-	-	-
6334 MILEAGE REIMBURSEMENT	445	-	205	300	350
6335 TRAINING	2,000	2,353	3,246	1,500	1,000
TOTAL EMPLOYEE REIMBURSEMENTS	2,460	2,353	3,451	1,800	1,350
INSURANCE					
6361 GENERAL LIABILITY/PROPERTY INS	3,842	1,873	4,500	2,200	2,500
TOTAL INSURANCE	3,842	1,873	4,500	2,200	2,500
DUES, SUBSCRIPTIONS, AND REGISTRATION FEES					
6451 MEMBERSHIP DUES	425	150	544	500	500
TOTAL DUES, SUBSCRIPTIONS, AND REGISTRATION FEES	425	150	544	500	500
BOOKS AND PAMPHLETS					
6471 BOOKS & PAMPHLETS	-	146	-	750	750
TOTAL BOOKS AND PAMPHLETS	-	146	-	750	750
Total OTHER SERVICES & CHARGES	11,058	57,445	106,026	82,950	126,800
TOTAL EXPENDITURES & OTHER FINANCING	404,807	250,860	273,620	257,088	198,038

City of Ramsey 2013 Requested General Fund Budget

GENERAL FUND 101 - GENERAL GOVERNMENT
 LINE ITEM DETAIL BY COST CENTER OR SUB-FUNCTION

BUILDING INSPECTION 240

PERSONNEL COMPLEMENT	2009 Actual	2010 Actual	2011 Actual	2012 Adopted	2013 Requested
Building Official	1.00	1.00	1.00	1.00	-
Clerical	-	-	-	-	-
Permit Technician	1.00	1.00	1.00	1.00	1.00
Inspectors	1.00	1.00	-	-	-
Building Inspection Total	3.00	3.00	2.00	2.00	1.00

6315 Miscellaneous Professional Services	2009 Actual	2010 Actual	2011 Actual	2012 Adopted	2013 Requested
Electrical Inspection Contract	-	-	-	25,000	30,000
Building Inspection Contract	-	50,749	95,409	50,000	89,000
	-	50,749	95,409	75,000	119,000

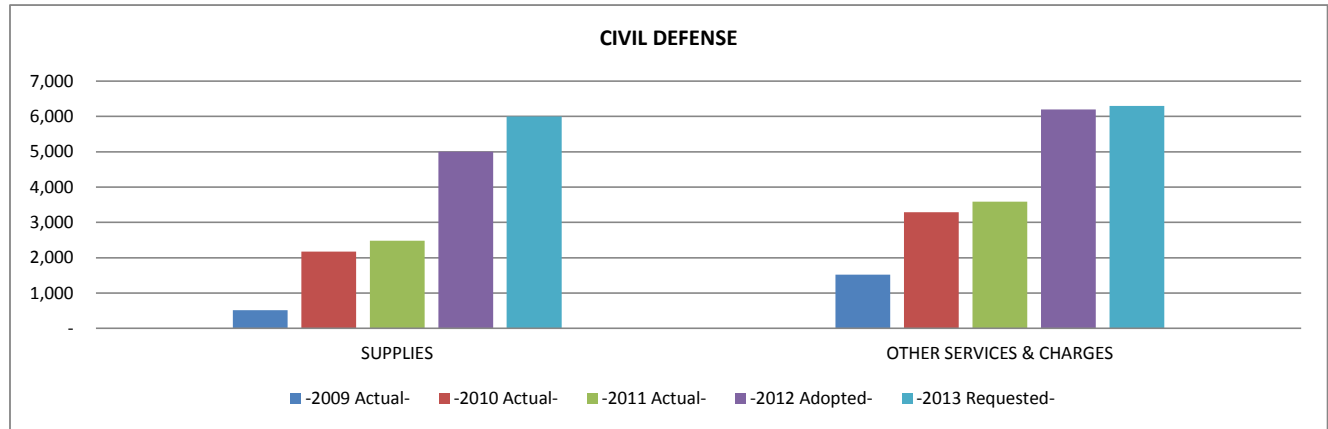
THIS PAGE INTENTIONALLY LEFT BLANK

City of Ramsey 2013 Requested General Fund Budget

GENERAL FUND 101 - GENERAL GOVERNMENT
LINE ITEM DETAIL BY COST CENTER OR SUB-FUNCTION

CIVIL DEFENSE **250**

EXPENDITURE BY OBJECT SUMMARY	-2009 Actual-	-2010 Actual-	-2011 Actual-	-2012 Adopted-	-2013 Requested-
SUPPLIES	514	2,176	2,481	5,000	6,000
OTHER SERVICES & CHARGES	1,521	3,292	3,586	6,200	6,300
TOTAL EXPENDITURE BY OBJECT	2,036	5,468	6,067	11,200	12,300



EXPENDITURE BY OBJECT RECAP ALL SUB-FUNCTIONS	-2009 Actual-	-2010 Actual-	-2011 Actual-	-2012 Adopted-	-2013 Requested-
SUPPLIES					
REPAIR AND MAINTENANCE SUPPLIES					
6251 BATTERIES	-	998	935	1,000	2,000
6275 OTHER EQUIPMENT PARTS	514	1,178	1,546	4,000	4,000
TOTAL REPAIR AND MAINTENANCE SUPPLIES	514	2,176	2,481	5,000	6,000
Total SUPPLIES	514	2,176	2,481	5,000	6,000
OTHER SERVICES & CHARGES					
INSURANCE					
6361 GENERAL LIABILITY/PROPERTY INS	16	63	300	200	100
TOTAL INSURANCE	16	63	300	200	100
UTILITIES					
6371 ELECTRIC UTILITIES	867	1,091	1,176	1,000	1,200
TOTAL UTILITIES	867	1,091	1,176	1,000	1,200
REPAIRS AND MAINTENANCE - LABOR					
6382 MACHINERY & EQUIPMENT REPAIR	638	2,138	2,110	5,000	5,000
TOTAL REPAIRS AND MAINTENANCE - LABOR	638	2,138	2,110	5,000	5,000
Total OTHER SERVICES & CHARGES	1,521	3,292	3,586	6,200	6,300
TOTAL EXPENDITURES & OTHER FINANCING	2,036	5,468	6,067	11,200	12,300

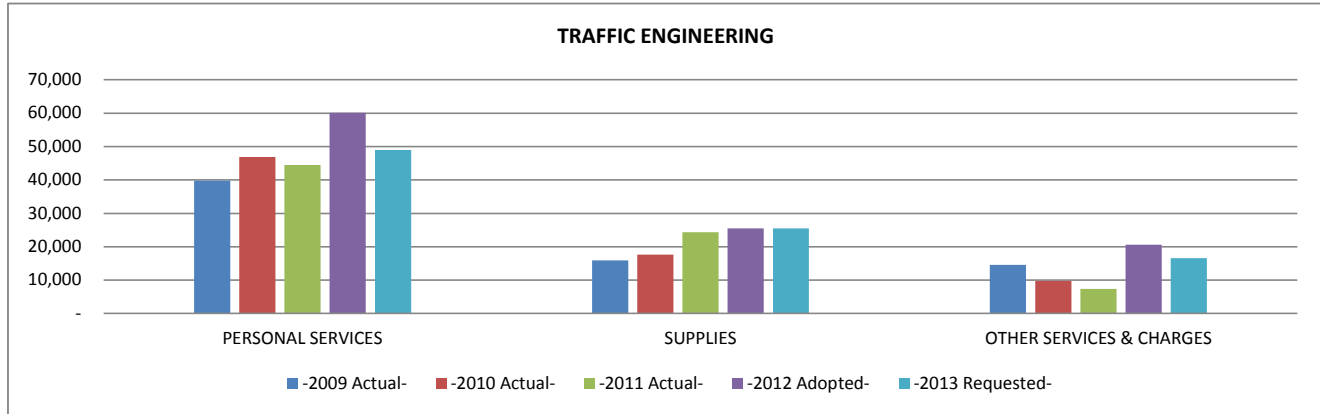
THIS PAGE INTENTIONALLY LEFT BLANK

City of Ramsey 2013 Requested General Fund Budget

GENERAL FUND 101 - GENERAL GOVERNMENT
LINE ITEM DETAIL BY COST CENTER OR SUB-FUNCTION

TRAFFIC ENGINEERING 260

EXPENDITURE BY OBJECT SUMMARY	-2009 Actual-	-2010 Actual-	-2011 Actual-	-2012 Adopted-	-2013 Requested-
PERSONAL SERVICES	39,741	46,892	44,470	60,104	48,987
SUPPLIES	15,912	17,644	24,316	25,500	25,500
OTHER SERVICES & CHARGES	14,552	9,756	7,353	20,600	16,600
TOTAL EXPENDITURE BY OBJECT	70,205	74,292	76,139	106,204	91,087



EXPENDITURE BY OBJECT RECAP ALL SUB-FUNCTIONS	-2009 Actual-	-2010 Actual-	-2011 Actual-	-2012 Adopted-	-2013 Requested-
PERSONAL SERVICES					
WAGES AND SALARIES					
6102 F.T. REGULAR-WAGES & SALARIES	33,053	38,988	36,723	50,089	40,462
6105 TEMPORARY-WAGES & SALARIES	-	-	105	-	-
TOTAL WAGES AND SALARIES	33,053	38,988	36,828	50,089	40,462
EMPLOYER CONTRIBUTIONS					
6121 PERA CONTRIBUTIONS	2,252	2,724	2,530	3,632	2,934
6122 FICA/MEDICARE CONTRIBUTIONS	2,483	2,965	2,611	3,832	3,095
6133 WORKERS COMP INSURANCE PREMIUM	1,953	2,215	2,501	2,551	2,496
TOTAL EMPLOYER CONTRIBUTIONS	6,688	7,904	7,642	10,015	8,525
Total PERSONAL SERVICES	39,741	46,892	44,470	60,104	48,987
SUPPLIES					
OPERATING SUPPLIES					
6249 MISCELLANEOUS OPERATING SUPPLY	15,073	16,894	24,316	22,000	22,000
TOTAL OPERATING SUPPLIES	15,073	16,894	24,316	22,000	22,000
REPAIR AND MAINTENANCE SUPPLIES					
6271 SIGN REPAIR MATERIALS	839	750	-	3,500	3,500
TOTAL REPAIR AND MAINTENANCE SUPPLIES	839	750	-	3,500	3,500
Total SUPPLIES	15,912	17,644	24,316	25,500	25,500
OTHER SERVICES & CHARGES					
INSURANCE					
6361 GENERAL LIABILITY/PROPERTY INS	530	505	550	600	600
TOTAL INSURANCE	530	505	550	600	600
UTILITIES					
6371 ELECTRIC UTILITIES	8,512	6,511	4,432	10,000	6,000
TOTAL UTILITIES	8,512	6,511	4,432	10,000	6,000
REPAIRS AND MAINTENANCE - LABOR					
6382 MACHINERY & EQUIPMENT REPAIR	5,510	2,240	707	7,000	7,000
6389 TOWING SERVICES	-	-	-	-	3,000
TOTAL REPAIRS AND MAINTENANCE - LABOR	5,510	2,240	707	7,000	10,000
CONTRACTED SERVICES					
6489 OTHER CONTRACTED SERVICES	-	500	1,664	3,000	-
TOTAL CONTRACTED SERVICES	-	500	1,664	3,000	-
Total OTHER SERVICES & CHARGES	14,552	9,756	7,353	20,600	16,600
TOTAL EXPENDITURES & OTHER FINANCING	70,205	74,292	76,139	106,204	91,087

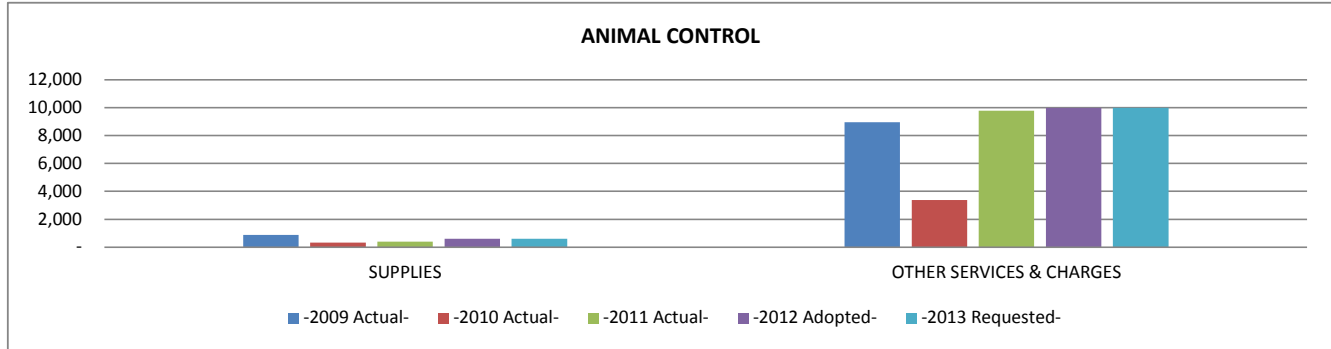
THIS PAGE INTENTIONALLY LEFT BLANK

City of Ramsey 2013 Requested General Fund Budget

GENERAL FUND 101 - GENERAL GOVERNMENT
 LINE ITEM DETAIL BY COST CENTER OR SUB-FUNCTION

ANIMAL CONTROL 270

EXPENDITURE BY OBJECT SUMMARY	-2009 Actual-	-2010 Actual-	-2011 Actual-	-2012 Adopted-	-2013 Requested-
SUPPLIES	870	327	402	600	600
OTHER SERVICES & CHARGES	8,966	3,385	9,785	10,000	10,000
TOTAL EXPENDITURE BY OBJECT	9,836	3,712	10,187	10,600	10,600



EXPENDITURE BY OBJECT RECAP ALL SUB-FUNCTIONS	-2009 Actual-	-2010 Actual-	-2011 Actual-	-2012 Adopted-	-2013 Requested-
SUPPLIES					
OPERATING SUPPLIES					
6249 MISCELLANEOUS OPERATING SUPPLY	766	298	-	350	350
TOTAL OPERATING SUPPLIES	766	298	-	350	350
SMALL TOOLS AND MINOR EQUIPMENT					
6281 SMALL TOOLS & MINOR EQUIPMENT	103	29	402	250	250
TOTAL SMALL TOOLS AND MINOR EQUIPMENT	103	29	402	250	250
Total SUPPLIES	870	327	402	600	600
OTHER SERVICES & CHARGES					
CONTRACTED SERVICES					
6489 OTHER CONTRACTED SERVICES	8,966	3,385	9,785	10,000	10,000
TOTAL CONTRACTED SERVICES	8,966	3,385	9,785	10,000	10,000
Total OTHER SERVICES & CHARGES	8,966	3,385	9,785	10,000	10,000
TOTAL EXPENDITURES & OTHER FINANCING	9,836	3,712	10,187	10,600	10,600

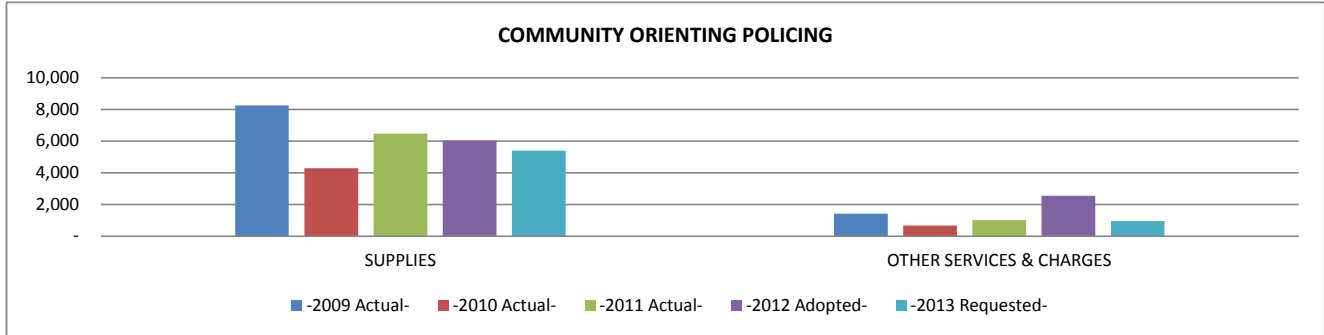
THIS PAGE INTENTIONALLY LEFT BLANK

City of Ramsey 2013 Requested General Fund Budget

GENERAL FUND 101 - GENERAL GOVERNMENT
LINE ITEM DETAIL BY COST CENTER OR SUB-FUNCTION

COMMUNITY ORIENTING POLICING **280**

EXPENDITURE BY OBJECT SUMMARY	-2009 Actual-	-2010 Actual-	-2011 Actual-	-2012 Adopted-	-2013 Requested-
SUPPLIES	8,256	4,280	6,470	6,050	5,400
OTHER SERVICES & CHARGES	1,418	672	1,011	2,545	950
TOTAL EXPENDITURE BY OBJECT	9,674	4,952	7,481	8,595	6,350



EXPENDITURE BY OBJECT RECAP ALL SUB-FUNCTIONS	-2009 Actual-	-2010 Actual-	-2011 Actual-	-2012 Adopted-	-2013 Requested-
SUPPLIES					
OFFICE SUPPLIES					
6204 STATIONERY, ENVELOPES & FORMS	382	-	251	700	250
6206 FILM, MICROFILM, TAPES, DISKS	208	-	-	100	50
TOTAL OFFICE SUPPLIES	590	-	251	800	300
OPERATING SUPPLIES					
6241 COMMUNITY POLICING SUPPLIES	7,640	4,280	6,219	5,000	5,000
TOTAL OPERATING SUPPLIES	7,640	4,280	6,219	5,000	5,000
MERCHANDISE FOR RESALE					
6291 CULVERTS, SIGNS, STREET SUPPLY	26	-	-	250	100
TOTAL MERCHANDISE FOR RESALE	26	-	-	250	100
Total SUPPLIES	8,256	4,280	6,470	6,050	5,400
OTHER SERVICES & CHARGES					
COMMUNICATION					
6322 POSTAGE	328	115	83	800	200
6323 CELLULAR PHONES	84	-	-	-	-
TOTAL COMMUNICATION	412	115	83	800	200
EMPLOYEE REIMBURSEMENTS					
6331 TRAVEL & LODGING	355	218	533	400	350
6334 MILEAGE REIMBURSEMENT	106	-	-	-	-
6335 TRAINING	425	260	150	500	-
TOTAL EMPLOYEE REIMBURSEMENTS	885	478	683	900	350
INSURANCE					
6361 GENERAL LIABILITY/PROPERTY INS	76	34	150	100	100
TOTAL INSURANCE	76	34	150	100	100
DUES, SUBSCRIPTIONS, AND REGISTRATION FEES					
6451 MEMBERSHIP DUES	45	45	95	45	100
TOTAL DUES, SUBSCRIPTIONS, AND REGISTRATION FEES	45	45	95	45	100
BOOKS AND PAMPHLETS					
6471 BOOKS & PAMPHLETS	-	-	-	700	200
TOTAL BOOKS AND PAMPHLETS	-	-	-	700	200
Total OTHER SERVICES & CHARGES	1,418	672	1,011	2,545	950
TOTAL EXPENDITURES & OTHER FINANCING	9,674	4,952	7,481	8,595	6,350

THIS PAGE INTENTIONALLY LEFT BLANK

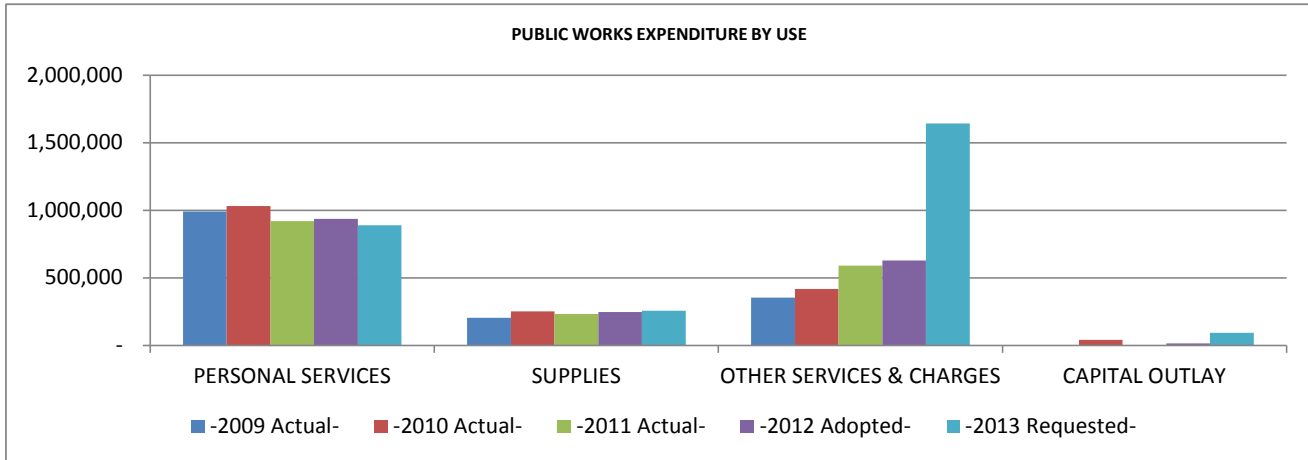
City of Ramsey 2013 Requested General Fund Budget

GENERAL FUND 101 - GENERAL GOVERNMENT

PUBLIC WORKS 301-312

2009 Actual 2010 Actual 2011 Actual 2012 Adopted 2013 Requested

EXPENDITURE BY OBJECT SUMMARY	-2009 Actual-	-2010 Actual-	-2011 Actual-	-2012 Adopted-	-2013 Requested-
PERSONAL SERVICES	990,476	1,032,622	920,655	936,924	890,531
SUPPLIES	203,398	250,866	232,556	247,500	256,900
OTHER SERVICES & CHARGES	352,865	418,491	591,331	629,450	1,643,850
CAPITAL OUTLAY	-	40,016	-	15,847	94,000
TOTAL EXPENDITURE BY OBJECT	1,546,739	1,741,995	1,744,542	1,829,721	2,885,281



City of Ramsey 2013 Requested General Fund Budget

GENERAL FUND 101 - GENERAL GOVERNMENT

PUBLIC WORKS 301-312

2009 Actual 2010 Actual 2011 Actual 2012 Adopted 2013 Requested

LINE ITEM DETAIL BY COST CENTER OR SUB-FUNCTION

EXPENDITURE BY OBJECT RECAP ALL SUB-FUNCTIONS	-2009 Actual-	-2010 Actual-	-2011 Actual-	-2012 Adopted-	-2013 Requested-
PERSONAL SERVICES					
WAGES AND SALARIES					
6102 F.T. REGULAR-WAGES & SALARIES	719,305	709,170	595,404	585,818	544,218
6103 FULL TIME-REGULAR-OVERTIME	25,903	41,014	36,300	33,000	36,000
6104 PART TIME-WAGES & SALARIES	162	-	94	-	-
6105 TEMPORARY-WAGES & SALARIES	7,674	1,947	30,833	42,250	21,875
TOTAL WAGES AND SALARIES	753,044	752,131	662,631	661,068	602,093
OTHER GROSS EARNINGS					
6108 SEVERANCE PAY	-	27,105	-	-	-
TOTAL OTHER GROSS EARNINGS	-	27,105	-	-	-
EMPLOYER CONTRIBUTIONS					
6121 PERA CONTRIBUTIONS	49,869	53,238	46,237	44,864	42,040
6122 FICA/MEDICARE CONTRIBUTIONS	52,335	52,630	46,842	50,573	50,155
6131 GROUP INSURANCE	109,222	122,057	134,602	150,942	170,556
6133 WORKERS COMP INSURANCE PREMIUM	26,005	25,461	30,343	29,477	25,687
TOTAL EMPLOYER CONTRIBUTIONS	237,432	253,386	258,024	275,856	288,438
Total PERSONAL SERVICES	990,476	1,032,622	920,655	936,924	890,531
SUPPLIES					
OFFICE SUPPLIES					
6205 DRAFTING SUPPLIES	49	514	-	1,000	1,000
6206 FILM, MICROFILM, TAPES, DISKS	539	-	-	-	-
6208 MISCELLANEOUS OFFICE SUPPLIES	2,706	654	1,474	4,000	3,800
TOTAL OFFICE SUPPLIES	3,294	1,168	1,474	5,000	4,800
OPERATING SUPPLIES					
6221 CLEANING SUPPLIES	-	-	-	200	200
6223 GASOLINE	8,189	9,262	16,328	15,000	14,500
6225 DIESEL FUEL	35,071	44,200	46,220	42,000	43,000
6227 LUBRICANTS & ADDITIVES	807	3,400	2,660	4,500	4,300
6229 SHOP MATERIALS	3,320	3,230	3,746	4,500	4,500
6231 UNIFORMS & TURN-OUT GEAR	1,885	2,354	2,261	2,500	3,000
6249 MISCELLANEOUS OPERATING SUPPLY	10,775	7,397	8,428	8,200	9,000
TOTAL OPERATING SUPPLIES	60,048	69,843	79,643	76,900	78,500
REPAIR AND MAINTENANCE SUPPLIES					
6257 OTHER VEHICLE PARTS	33,817	37,605	46,429	39,800	40,000
6259 BUILDING MAINT/REPAIR SUPPLIES	3,384	3,322	2,594	3,500	4,000
6261 SAND & GRAVEL	4,906	1,980	3,110	4,000	4,000
6263 SALT	79,013	109,785	71,413	78,000	84,000
6265 ASPHALT	6,302	7,136	15,862	15,000	15,000
6267 OTHER STREET MAINTENANCE SUPPL	2,724	2,608	5,155	4,800	5,000
6269 LANDSCAPE MATERIALS	3,012	6,019	3,554	8,000	8,000
6275 OTHER EQUIPMENT PARTS	292	-	-	1,000	1,000
TOTAL REPAIR AND MAINTENANCE SUPPLIES	133,451	168,455	148,117	154,100	161,000
SMALL TOOLS AND MINOR EQUIPMENT					
6281 SMALL TOOLS & MINOR EQUIPMENT	6,606	11,400	3,322	11,500	12,600
TOTAL SMALL TOOLS AND MINOR EQUIPMENT	6,606	11,400	3,322	11,500	12,600
Total SUPPLIES	203,398	250,866	232,556	247,500	256,900
OTHER SERVICES & CHARGES					
PROFESSIONAL SERVICES					
6315 MISCELLANEOUS PROFESSIONAL SER	25,719	14,158	32,078	37,500	29,500
TOTAL PROFESSIONAL SERVICES	25,719	14,158	32,078	37,500	29,500
COMMUNICATION					
6321 TELEPHONE	2,320	2,438	1,623	2,300	2,400
6322 POSTAGE	906	960	490	1,100	1,100
6323 CELLULAR PHONES	6,920	6,063	7,543	7,500	7,500
TOTAL COMMUNICATION	10,146	9,461	9,656	10,900	11,000

City of Ramsey 2013 Requested General Fund Budget

GENERAL FUND 101 - GENERAL GOVERNMENT

		PUBLIC WORKS 301-312				
		2009 Actual	2010 Actual	2011 Actual	2012 Adopted	2013 Requested
EMPLOYEE REIMBURSEMENTS						
6331	TRAVEL & LODGING	-	-	37	1,000	1,000
6335	TRAINING	1,399	2,980	5,176	8,000	9,000
TOTAL EMPLOYEE REIMBURSEMENTS		1,399	2,980	5,213	9,000	10,000
INSURANCE						
6361	GENERAL LIABILITY/PROPERTY INS	24,718	27,111	25,700	27,000	31,500
TOTAL INSURANCE		24,718	27,111	25,700	27,000	31,500
UTILITIES						
6371	ELECTRIC UTILITIES	9,193	8,892	8,348	9,500	9,200
6372	WATER/IRRIGATION	456	531	500	500	500
6373	GAS	6,083	5,012	5,745	8,650	8,650
6374	REFUSE/RECYCLING	1,980	1,826	1,624	2,200	2,200
TOTAL UTILITIES		17,713	16,261	16,217	20,850	20,550
REPAIRS AND MAINTENANCE - LABOR						
6381	BUILDING & STRUCTURE REPAIR	4,833	6,737	12,006	7,000	7,000
6382	MACHINERY & EQUIPMENT REPAIR	510	(1,105)	316	1,000	2,000
6387	TIRE MOUNTING & BALANCING	465	399	60	400	400
6388	OTHER VEHICLE REPAIR	1,754	3,168	3,822	6,000	8,000
6389	TOWING SERVICES	-	-	-	4,500	-
TOTAL REPAIRS AND MAINTENANCE - LABOR		7,561	9,199	16,204	18,900	17,400
REPAIRS AND MAINTENANCE - CONTRACTS						
6404	MACHINERY & EQUIPMENT	1,210	1,211	1,208	1,500	1,500
6405	OFFICE & DATA PROCESSING EQUIP	-	-	-	-	3,500
TOTAL REPAIRS AND MAINTENANCE - CONTRACTS		1,210	1,211	1,208	1,500	5,000
RENTALS						
6415	OTHER EQUIPMENT RENTAL	3,028	3,279	4,700	2,300	7,100
6416	MACHINERY RENTAL	-	283	-	-	-
6417	UNIFORM RENTAL	4,011	3,981	3,464	4,000	4,500
TOTAL RENTALS		7,040	7,543	8,164	6,300	11,600
DUES, SUBSCRIPTIONS, AND REGISTRATION FEES						
6451	MEMBERSHIP DUES	1,037	1,645	995	2,500	2,000
TOTAL DUES, SUBSCRIPTIONS, AND REGISTRATION FEES		1,037	1,645	995	2,500	2,000
BOOKS AND PAMPHLETS						
6471	BOOKS & PAMPHLETS	54	-	-	500	300
TOTAL BOOKS AND PAMPHLETS		54	-	-	500	300
CONTRACTED SERVICES						
6488	STREET MAINTENANCE CONTRACT	251,923	326,247	475,709	494,500	1,500,000
6489	OTHER CONTRACTED SERVICES	4,345	2,675	187	-	5,000
TOTAL CONTRACTED SERVICES		256,268	328,922	475,896	494,500	1,505,000
Total OTHER SERVICES & CHARGES		352,865	418,491	591,331	629,450	1,643,850
CAPITAL OUTLAY						
CAPITAL OUTLAY						
6540	HEAVY MACHINERY	-	40,016	-	-	49,000
6580	OTHER EQUIPMENT	-	-	-	15,847	45,000
TOTAL CAPITAL OUTLAY		-	40,016	-	15,847	94,000
Total CAPITAL OUTLAY		-	40,016	-	15,847	94,000
TOTAL EXPENDITURES & OTHER FINANCING		1,546,739	1,741,995	1,744,542	1,829,721	2,885,281

THIS PAGE INTENTIONALLY LEFT BLANK

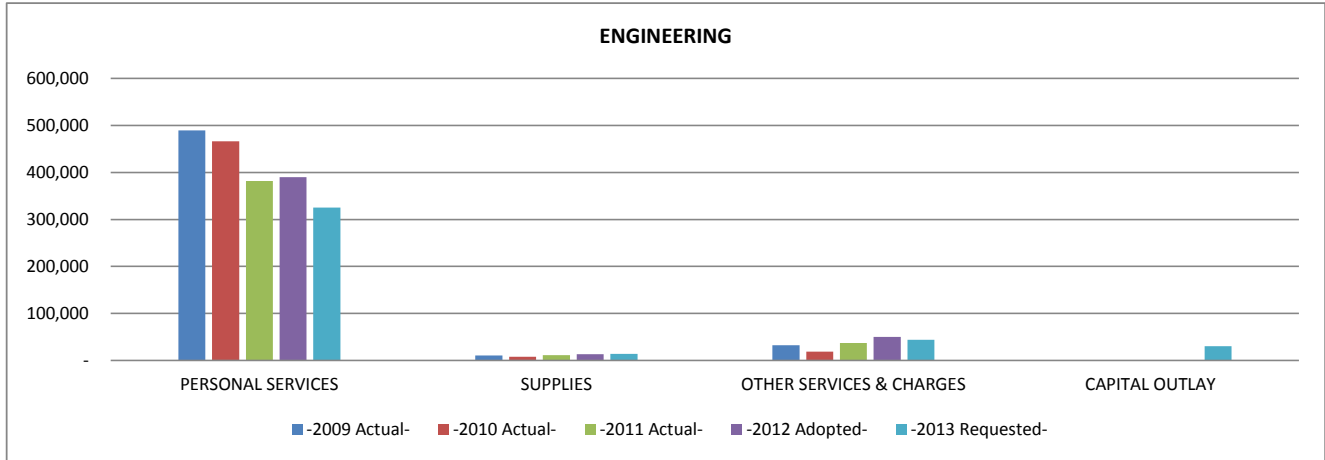
City of Ramsey 2013 Requested General Fund Budget

GENERAL FUND 101 - GENERAL GOVERNMENT
 LINE ITEM DETAIL BY COST CENTER OR SUB-FUNCTION

ENGINEERING 301

2009 Actual 2010 Actual 2011 Actual 2012 Adopted 2013 Requested

EXPENDITURE BY OBJECT SUMMARY	-2009 Actual-	-2010 Actual-	-2011 Actual-	-2012 Adopted-	-2013 Requested-
PERSONAL SERVICES	489,751	466,516	381,762	390,227	325,261
SUPPLIES	10,734	8,008	11,025	13,300	14,100
OTHER SERVICES & CHARGES	32,001	18,572	37,248	50,300	43,600
CAPITAL OUTLAY	-	-	-	-	30,000
TOTAL EXPENDITURE BY OBJECT	532,486	493,096	430,035	453,827	412,961



City of Ramsey 2013 Requested General Fund Budget

GENERAL FUND 101 - GENERAL GOVERNMENT
LINE ITEM DETAIL BY COST CENTER OR SUB-FUNCTION

		ENGINEERING					301
		2009 Actual	2010 Actual	2011 Actual	2012 Adopted	2013 Requested	
EXPENDITURE BY OBJECT RECAP ALL SUB-FUNCTIONS		-2009 Actual-	-2010 Actual-	-2011 Actual-	-2012 Adopted-	-2013 Requested-	
PERSONAL SERVICES							
WAGES AND SALARIES							
6102	F.T. REGULAR-WAGES & SALARIES	360,979	311,745	234,760	240,899	181,842	
6103	FULL TIME-REGULAR-OVERTIME	14,166	18,435	19,777	18,000	18,000	
6105	TEMPORARY-WAGES & SALARIES	6,258	-	20,751	13,750	6,875	
TOTAL WAGES AND SALARIES		381,403	330,180	275,288	272,649	206,717	
OTHER GROSS EARNINGS							
6108	SEVERANCE PAY	-	27,105	-	-	-	
TOTAL OTHER GROSS EARNINGS		-	27,105	-	-	-	
EMPLOYER CONTRIBUTIONS							
6121	PERA CONTRIBUTIONS	24,786	23,192	18,455	18,770	14,465	
6122	FICA/MEDICARE CONTRIBUTIONS	25,620	21,339	18,097	20,858	15,876	
6131	GROUP INSURANCE	56,552	63,210	68,023	76,260	86,940	
6133	WORKERS COMP INSURANCE PREMIUM	1,391	1,490	1,899	1,690	1,263	
TOTAL EMPLOYER CONTRIBUTIONS		108,348	109,231	106,474	117,578	118,544	
Total PERSONAL SERVICES		489,751	466,516	381,762	390,227	325,261	
SUPPLIES							
OFFICE SUPPLIES							
6205	DRAFTING SUPPLIES	49	514	-	1,000	1,000	
6206	FILM, MICROFILM, TAPES, DISKS	539	-	-	-	-	
6208	MISCELLANEOUS OFFICE SUPPLIES	2,063	211	1,403	3,500	3,500	
TOTAL OFFICE SUPPLIES		2,651	725	1,403	4,500	4,500	
OPERATING SUPPLIES							
6223	GASOLINE	2,873	3,204	5,440	4,500	5,000	
6231	UNIFORMS & TURN-OUT GEAR	758	700	700	1,000	1,000	
6249	MISCELLANEOUS OPERATING SUPPLY	3,519	986	1,813	2,000	2,000	
TOTAL OPERATING SUPPLIES		7,150	4,890	7,953	7,500	8,000	
REPAIR AND MAINTENANCE SUPPLIES							
6257	OTHER VEHICLE PARTS	932	944	1,669	800	1,000	
TOTAL REPAIR AND MAINTENANCE SUPPLIES		932	944	1,669	800	1,000	
SMALL TOOLS AND MINOR EQUIPMENT							
6281	SMALL TOOLS & MINOR EQUIPMENT	-	1,449	-	500	600	
TOTAL SMALL TOOLS AND MINOR EQUIPMENT		-	1,449	-	500	600	
Total SUPPLIES		10,734	8,008	11,025	13,300	14,100	
OTHER SERVICES & CHARGES							
PROFESSIONAL SERVICES							
6315	MISCELLANEOUS PROFESSIONAL SER	19,718	5,551	22,800	29,500	20,000	
TOTAL PROFESSIONAL SERVICES		19,718	5,551	22,800	29,500	20,000	
COMMUNICATION							
6321	TELEPHONE	1,047	1,363	633	1,300	1,300	
6322	POSTAGE	869	929	384	1,000	1,000	
6323	CELLULAR PHONES	3,876	3,104	4,046	4,000	4,000	
TOTAL COMMUNICATION		5,792	5,396	5,063	6,300	6,300	
EMPLOYEE REIMBURSEMENTS							
6331	TRAVEL & LODGING	-	-	37	1,000	1,000	
6335	TRAINING	819	2,379	3,669	6,500	6,500	
TOTAL EMPLOYEE REIMBURSEMENTS		819	2,379	3,706	7,500	7,500	
INSURANCE							
6361	GENERAL LIABILITY/PROPERTY INS	4,788	3,812	5,000	4,500	4,500	
TOTAL INSURANCE		4,788	3,812	5,000	4,500	4,500	
REPAIRS AND MAINTENANCE - CONTRACTS							
6405	OFFICE & DATA PROCESSING EQUIP	-	-	-	-	3,500	
TOTAL REPAIRS AND MAINTENANCE - CONTRACTS		-	-	-	-	3,500	

City of Ramsey 2013 Requested General Fund Budget

GENERAL FUND 101 - GENERAL GOVERNMENT

LINE ITEM DETAIL BY COST CENTER OR SUB-FUNCTION

		ENGINEERING					301
		2009 Actual	2010 Actual	2011 Actual	2012 Adopted	2013 Requested	
DUES, SUBSCRIPTIONS, AND REGISTRATION FEES							
6451	MEMBERSHIP DUES	831	1,434	679	2,000	1,500	
TOTAL DUES, SUBSCRIPTIONS, AND REGISTRATION FEES		831	1,434	679	2,000	1,500	
BOOKS AND PAMPHLETS							
6471	BOOKS & PAMPHLETS	54	-	-	500	300	
TOTAL BOOKS AND PAMPHLETS		54	-	-	500	300	
Total OTHER SERVICES & CHARGES		32,001	18,572	37,248	50,300	43,600	
CAPITAL OUTLAY							
CAPITAL OUTLAY							
6580	OTHER EQUIPMENT	-	-	-	-	30,000	
TOTAL CAPITAL OUTLAY		-	-	-	-	30,000	
Total CAPITAL OUTLAY		-	-	-	-	30,000	
TOTAL EXPENDITURES & OTHER FINANCING		532,486	493,096	430,035	453,827	412,961	

		2009 Actual	2010 Actual	2011 Actual	2012 Adopted	2013 Requested
PERSONNEL COMPLEMENT						
City Engineer		1.00	1.00	1.00	1.00	1.00
City Engineer/PW Director		1.00	1.00	1.00	1.00	-
PW Director		-	-	-	-	-
Assistant City Engineer		1.00	1.00	-	-	-
Engineering Tech IV		1.00	1.00	1.00	1.00	1.00
Engineering Tech II		1.00	1.00	1.00	1.00	1.00
Engineering Tech III		-	-	-	-	1.00
Civil Engineer II		1.00	1.00	1.00	1.00	1.00
Secretary		1.00	1.00	1.00	1.00	1.00
Intern		0.48	0.48	-	0.60	0.60
Public Works Total		7.48	7.48	6.00	6.60	6.60

6580 - Other Equipment

Scanner		-	-	-	-	20,000
Colored plotter/scanner		-	-	-	-	10,000
		-	-	-	-	30,000

THIS PAGE INTENTIONALLY LEFT BLANK

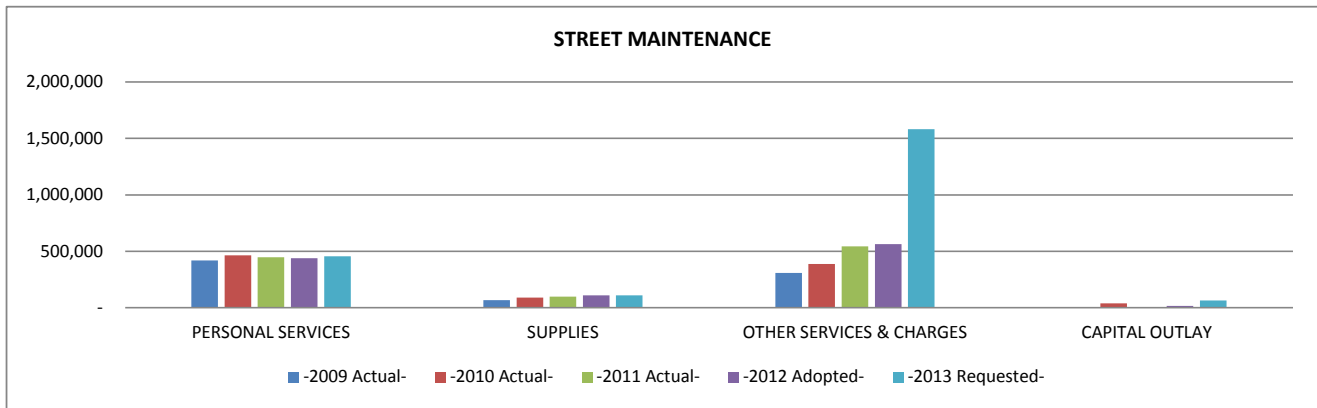
City of Ramsey 2013 Requested General Fund Budget

GENERAL FUND 101 - GENERAL GOVERNMENT
 LINE ITEM DETAIL BY COST CENTER OR SUB-FUNCTION

STREET MAINTENANCE **311**

2009 Actual 2010 Actual 2011 Actual 2012 Adopted 2013 Requested

EXPENDITURE BY OBJECT SUMMARY	-2009 Actual-	-2010 Actual-	-2011 Actual-	-2012 Adopted-	-2013 Requested-
PERSONAL SERVICES	419,270	463,781	449,309	439,332	456,442
SUPPLIES	68,607	91,266	100,357	110,200	109,800
OTHER SERVICES & CHARGES	309,748	389,091	545,475	564,150	1,583,250
CAPITAL OUTLAY	-	40,016	-	15,847	64,000
TOTAL EXPENDITURE BY OBJECT	797,625	984,154	1,095,141	1,129,529	2,213,492



City of Ramsey 2013 Requested General Fund Budget

GENERAL FUND 101 - GENERAL GOVERNMENT

LINE ITEM DETAIL BY COST CENTER OR SUB-FUNCTION

		STREET MAINTENANCE					311
		2009 Actual	2010 Actual	2011 Actual	2012 Adopted	2013 Requested	
EXPENDITURE BY OBJECT RECAP ALL SUB-FUNCTIONS		-2009 Actual-	-2010 Actual-	-2011 Actual-	-2012 Adopted-	-2013 Requested-	
PERSONAL SERVICES							
WAGES AND SALARIES							
6102	F.T. REGULAR-WAGES & SALARIES	302,372	336,699	307,068	277,665	293,920	
6103	FULL TIME-REGULAR-OVERTIME	903	233	1,196	2,000	2,000	
6105	TEMPORARY-WAGES & SALARIES	-	66	7,739	20,500	10,000	
TOTAL WAGES AND SALARIES		303,275	336,998	316,003	300,165	305,920	
EMPLOYER CONTRIBUTIONS							
6121	PERA CONTRIBUTIONS	20,832	24,030	22,005	20,276	21,454	
6122	FICA/MEDICARE CONTRIBUTIONS	21,883	24,761	22,666	22,963	26,003	
6131	GROUP INSURANCE	52,671	58,847	66,579	74,682	83,616	
6133	WORKERS COMP INSURANCE PREMIUM	20,610	19,145	22,056	21,246	19,449	
TOTAL EMPLOYER CONTRIBUTIONS		115,995	126,783	133,306	139,167	150,522	
Total PERSONAL SERVICES		419,270	463,781	449,309	439,332	456,442	
SUPPLIES							
OFFICE SUPPLIES							
6208	MISCELLANEOUS OFFICE SUPPLIES	642	443	71	500	300	
TOTAL OFFICE SUPPLIES		642	443	71	500	300	
OPERATING SUPPLIES							
6221	CLEANING SUPPLIES	-	-	-	200	200	
6223	GASOLINE	5,316	5,070	7,670	7,000	7,000	
6225	DIESEL FUEL	15,212	27,158	29,480	24,000	24,000	
6227	LUBRICANTS & ADDITIVES	807	3,400	2,660	4,500	4,300	
6229	SHOP MATERIALS	3,131	3,225	3,355	4,000	4,000	
6231	UNIFORMS & TURN-OUT GEAR	1,127	1,654	1,561	1,500	2,000	
6249	MISCELLANEOUS OPERATING SUPPLY	7,256	6,411	6,615	6,200	7,000	
TOTAL OPERATING SUPPLIES		32,849	46,918	51,341	47,400	48,500	
REPAIR AND MAINTENANCE SUPPLIES							
6257	OTHER VEHICLE PARTS	14,573	16,441	20,394	20,000	17,000	
6259	BUILDING MAINT/REPAIR SUPPLIES	3,384	3,322	2,594	3,500	4,000	
6261	SAND & GRAVEL	370	20	1,110	2,000	2,000	
6265	ASPHALT	6,302	7,136	15,862	15,000	15,000	
6267	OTHER STREET MAINTENANCE SUPPL	576	1,016	2,109	1,800	2,000	
6269	LANDSCAPE MATERIALS	3,012	6,019	3,554	8,000	8,000	
6275	OTHER EQUIPMENT PARTS	292	-	-	1,000	1,000	
TOTAL REPAIR AND MAINTENANCE SUPPLIES		28,510	33,954	45,623	51,300	49,000	
SMALL TOOLS AND MINOR EQUIPMENT							
6281	SMALL TOOLS & MINOR EQUIPMENT	6,606	9,951	3,322	11,000	12,000	
TOTAL SMALL TOOLS AND MINOR EQUIPMENT		6,606	9,951	3,322	11,000	12,000	
Total SUPPLIES		68,607	91,266	100,357	110,200	109,800	
OTHER SERVICES & CHARGES							
PROFESSIONAL SERVICES							
6315	MISCELLANEOUS PROFESSIONAL SER	6,001	8,607	9,278	8,000	9,500	
TOTAL PROFESSIONAL SERVICES		6,001	8,607	9,278	8,000	9,500	
COMMUNICATION							
6321	TELEPHONE	1,273	1,075	990	1,000	1,100	
6322	POSTAGE	37	31	106	100	100	
6323	CELLULAR PHONES	3,045	2,959	3,497	3,500	3,500	
TOTAL COMMUNICATION		4,354	4,065	4,593	4,600	4,700	
EMPLOYEE REIMBURSEMENTS							
6335	TRAINING	581	601	1,507	1,500	2,500	
TOTAL EMPLOYEE REIMBURSEMENTS		581	601	1,507	1,500	2,500	
INSURANCE							
6361	GENERAL LIABILITY/PROPERTY INS	14,098	16,901	14,500	16,000	20,000	
TOTAL INSURANCE		14,098	16,901	14,500	16,000	20,000	

City of Ramsey 2013 Requested General Fund Budget

GENERAL FUND 101 - GENERAL GOVERNMENT

LINE ITEM DETAIL BY COST CENTER OR SUB-FUNCTION

		STREET MAINTENANCE					311
		2009 Actual	2010 Actual	2011 Actual	2012 Adopted	2013 Requested	
UTILITIES							
6371	ELECTRIC UTILITIES	9,193	8,892	8,348	9,500	9,200	
6372	WATER/IRRIGATION	456	531	500	500	500	
6373	GAS	6,083	5,012	5,745	8,650	8,650	
6374	REFUSE/RECYCLING	1,980	1,826	1,624	2,200	2,200	
TOTAL UTILITIES		17,713	16,261	16,217	20,850	20,550	
REPAIRS AND MAINTENANCE - LABOR							
6381	BUILDING & STRUCTURE REPAIR	4,833	6,737	12,006	7,000	7,000	
6382	MACHINERY & EQUIPMENT REPAIR	510	(1,105)	316	1,000	2,000	
6387	TIRE MOUNTING & BALANCING	465	399	60	400	400	
6388	OTHER VEHICLE REPAIR	815	1,413	1,601	2,000	3,000	
TOTAL REPAIRS AND MAINTENANCE - LABOR		6,622	7,444	13,983	10,400	12,400	
REPAIRS AND MAINTENANCE - CONTRACTS							
6404	MACHINERY & EQUIPMENT	1,210	1,211	1,208	1,500	1,500	
TOTAL REPAIRS AND MAINTENANCE - CONTRACTS		1,210	1,211	1,208	1,500	1,500	
RENTALS							
6415	OTHER EQUIPMENT RENTAL	3,028	3,279	4,700	2,300	7,100	
6416	MACHINERY RENTAL	-	283	-	-	-	
6417	UNIFORM RENTAL	4,011	3,981	3,464	4,000	4,500	
TOTAL RENTALS		7,040	7,543	8,164	6,300	11,600	
DUES, SUBSCRIPTIONS, AND REGISTRATION FEES							
6451	MEMBERSHIP DUES	206	211	316	500	500	
TOTAL DUES, SUBSCRIPTIONS, AND REGISTRATION FEES		206	211	316	500	500	
CONTRACTED SERVICES							
6488	STREET MAINTENANCE CONTRACT	251,923	326,247	475,709	494,500	1,500,000	
TOTAL CONTRACTED SERVICES		251,923	326,247	475,709	494,500	1,500,000	
Total OTHER SERVICES & CHARGES		309,748	389,091	545,475	564,150	1,583,250	
CAPITAL OUTLAY							
CAPITAL OUTLAY							
6540	HEAVY MACHINERY	-	40,016	-	-	49,000	
6580	OTHER EQUIPMENT	-	-	-	15,847	15,000	
TOTAL CAPITAL OUTLAY		-	40,016	-	15,847	64,000	
Total CAPITAL OUTLAY		-	40,016	-	15,847	64,000	
TOTAL EXPENDITURES & OTHER FINANCING		797,625	984,154	1,095,141	1,129,529	2,213,492	

City of Ramsey 2013 Requested General Fund Budget

GENERAL FUND 101 - GENERAL GOVERNMENT

LINE ITEM DETAIL BY COST CENTER OR SUB-FUNCTION

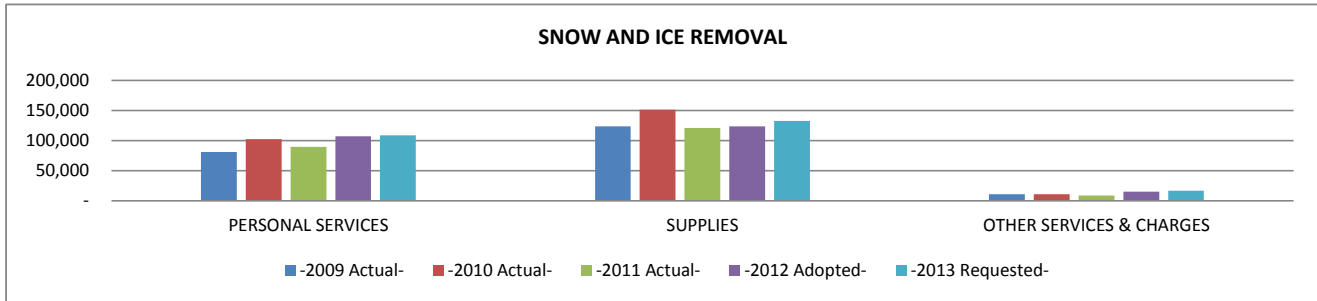
STREET MAINTENANCE						311
	2009 Actual	2010 Actual	2011 Actual	2012 Adopted	2013 Requested	
	2009 Actual	2010 Actual	2011 Actual	2012 Adopted	2013 Requested	
PERSONNEL COMPLEMENT						
Public Works Superintendent	1.00	1.00	1.00	1.00	1.00	1.00
Heavy Equipment Operator	1.00	1.00	1.00	1.00	1.00	1.00
Mechanic	1.00	1.00	1.00	1.00	1.00	1.00
PW Maintenance Worker	4.00	4.00	4.00	4.00	4.00	4.00
Temporary - Streets	-	-	-	-	-	-
Streets Total	7.00	7.00	7.00	7.00	7.00	7.00
6315 Miscellaneous Professional Services						
Work Program - County jail workers	973	5,044	4,000	4,000	4,000	4,000
Engineering services, janitorial services.	5,028	3,563	5,278	4,000	4,000	5,500
	6,001	8,607	9,278	8,000	8,000	9,500
6488/6489 Other Contracted Services						
Street Maintenance Program	-	-	400,000	400,000	-	-
Long term road reconstruction	-	-	-	-	-	1,500,000
Increase Asphalt Costs	-	-	30,000	30,000	-	-
Sealcoating Costs previously assessed (86/14 - 2012)	-	-	45,709	64,500	-	-
	251,923	326,247	475,709	494,500	1,500,000	-
6540 - Heavy Machinery						
F350 truck with plow	-	-	-	-	-	49,000
	-	40,016	-	-	-	49,000
6580 - Other Equipment						
Felling Trailer (less \$4,000 trade-in)	-	-	-	15,847	-	-
AUL system for tracking	-	-	-	-	-	15,000
	-	-	-	15,847	15,000	-

City of Ramsey 2013 Requested General Fund Budget

GENERAL FUND 101 - GENERAL GOVERNMENT
 LINE ITEM DETAIL BY COST CENTER OR SUB-FUNCTION

SNOW AND ICE REMOVAL 312

EXPENDITURE BY OBJECT SUMMARY	-2009 Actual-	-2010 Actual-	-2011 Actual-	-2012 Adopted-	-2013 Requested-
PERSONAL SERVICES	81,455	102,325	89,584	107,365	108,828
SUPPLIES	124,057	151,592	121,174	124,000	133,000
OTHER SERVICES & CHARGES	11,115	10,828	8,608	15,000	17,000
TOTAL EXPENDITURE BY OBJECT	216,628	264,745	219,366	246,365	258,828



City of Ramsey 2013 Requested General Fund Budget

GENERAL FUND 101 - GENERAL GOVERNMENT
LINE ITEM DETAIL BY COST CENTER OR SUB-FUNCTION

SNOW AND ICE REMOVAL 312

EXPENDITURE BY OBJECT RECAP ALL SUB-FUNCTIONS	-2009 Actual-	-2010 Actual-	-2011 Actual-	-2012 Adopted-	-2013 Requested-
PERSONAL SERVICES					
WAGES AND SALARIES					
6102 F.T. REGULAR-WAGES & SALARIES	55,954	60,726	53,576	67,254	68,456
6103 FULL TIME-REGULAR-OVERTIME	10,834	22,346	15,327	13,000	16,000
6104 PART TIME-WAGES & SALARIES	162	-	94	-	-
6105 TEMPORARY-WAGES & SALARIES	1,416	1,881	2,343	8,000	5,000
TOTAL WAGES AND SALARIES	68,367	84,953	71,340	88,254	89,456
EMPLOYER CONTRIBUTIONS					
6121 PERA CONTRIBUTIONS	4,252	6,016	5,777	5,818	6,121
6122 FICA/MEDICARE CONTRIBUTIONS	4,833	6,530	6,079	6,752	8,276
6133 WORKERS COMP INSURANCE PREMIUM	4,004	4,826	6,388	6,541	4,975
TOTAL EMPLOYER CONTRIBUTIONS	13,089	17,372	18,244	19,111	19,372
Total PERSONAL SERVICES	81,455	102,325	89,584	107,365	108,828
SUPPLIES					
OPERATING SUPPLIES					
6223 GASOLINE	-	988	3,218	3,500	2,500
6225 DIESEL FUEL	19,859	17,042	16,740	18,000	19,000
6229 SHOP MATERIALS	189	5	391	500	500
TOTAL OPERATING SUPPLIES	20,048	18,035	20,349	22,000	22,000
REPAIR AND MAINTENANCE SUPPLIES					
6257 OTHER VEHICLE PARTS	18,312	20,220	24,366	19,000	22,000
6261 SAND & GRAVEL	4,536	1,960	2,000	2,000	2,000
6263 SALT	79,013	109,785	71,413	78,000	84,000
6267 OTHER STREET MAINTENANCE SUPPL	2,148	1,592	3,046	3,000	3,000
TOTAL REPAIR AND MAINTENANCE SUPPLIES	104,009	133,557	100,825	102,000	111,000
Total SUPPLIES	124,057	151,592	121,174	124,000	133,000
OTHER SERVICES & CHARGES					
INSURANCE					
6361 GENERAL LIABILITY/PROPERTY INS	5,832	6,398	6,200	6,500	7,000
TOTAL INSURANCE	5,832	6,398	6,200	6,500	7,000
REPAIRS AND MAINTENANCE - LABOR					
6388 OTHER VEHICLE REPAIR	939	1,755	2,221	4,000	5,000
6389 TOWING SERVICES	-	-	-	4,500	-
TOTAL REPAIRS AND MAINTENANCE - LABOR	939	1,755	2,221	8,500	5,000
CONTRACTED SERVICES					
6489 OTHER CONTRACTED SERVICES	4,345	2,675	187	-	5,000
TOTAL CONTRACTED SERVICES	4,345	2,675	187	-	5,000
Total OTHER SERVICES & CHARGES	11,115	10,828	8,608	15,000	17,000
TOTAL EXPENDITURES & OTHER FINANCING	216,628	264,745	219,366	246,365	258,828

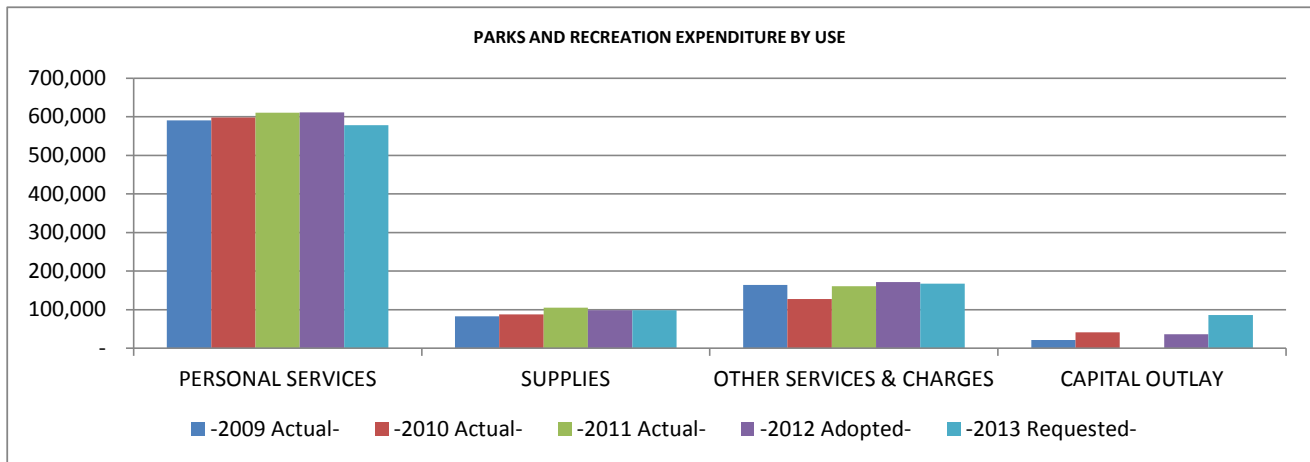
City of Ramsey 2013 Requested General Fund Budget

GENERAL FUND 101 - GENERAL GOVERNMENT

PARKS AND RECREATION 452-461

2009 Actual 2010 Actual 2011 Actual 2012 Adopted 2013 Requested

EXPENDITURE BY OBJECT SUMMARY	-2009 Actual-	-2010 Actual-	-2011 Actual-	-2012 Adopted-	-2013 Requested-
PERSONAL SERVICES	590,775	598,321	610,671	610,960	578,121
SUPPLIES	82,405	87,685	104,914	98,600	98,600
OTHER SERVICES & CHARGES	164,062	127,686	160,321	171,180	167,345
CAPITAL OUTLAY	20,865	40,871	-	36,205	86,000
TOTAL EXPENDITURE BY OBJECT	858,108	854,563	875,906	916,945	930,066



City of Ramsey 2013 Requested General Fund Budget

GENERAL FUND 101 - GENERAL GOVERNMENT

PARKS AND RECREATION 452-461

2009 Actual 2010 Actual 2011 Actual 2012 Adopted 2013 Requested

LINE ITEM DETAIL BY COST CENTER OR SUB-FUNCTION

EXPENDITURE BY OBJECT RECAP ALL SUB-FUNCTIONS	-2009 Actual-	-2010 Actual-	-2011 Actual-	-2012 Adopted-	-2013 Requested-
PERSONAL SERVICES					
WAGES AND SALARIES					
6102 F.T. REGULAR-WAGES & SALARIES	416,294	411,647	400,535	393,022	369,761
6103 FULL TIME-REGULAR-OVERTIME	1,955	1,023	321	2,500	1,000
6105 TEMPORARY-WAGES & SALARIES	46,129	57,344	70,980	81,885	71,000
TOTAL WAGES AND SALARIES	464,378	470,014	471,836	477,407	441,761
OTHER GROSS EARNINGS					
6108 SEVERANCE PAY	657	-	-	-	-
TOTAL OTHER GROSS EARNINGS	657	-	-	-	-
EMPLOYER CONTRIBUTIONS					
6121 PERA CONTRIBUTIONS	28,112	28,862	28,969	28,675	26,880
6122 FICA/MEDICARE CONTRIBUTIONS	34,093	34,714	35,066	36,522	33,793
6131 GROUP INSURANCE	52,244	53,652	58,006	56,028	59,724
6133 WORKERS COMP INSURANCE PREMIUM	11,292	11,079	16,794	12,328	15,963
TOTAL EMPLOYER CONTRIBUTIONS	125,740	128,307	138,835	133,553	136,360
Total PERSONAL SERVICES	590,775	598,321	610,671	610,960	578,121
SUPPLIES					
OFFICE SUPPLIES					
6208 MISCELLANEOUS OFFICE SUPPLIES	387	446	382	600	600
TOTAL OFFICE SUPPLIES	387	446	382	600	600
OPERATING SUPPLIES					
6223 GASOLINE	12,721	16,012	18,700	20,000	20,000
6225 DIESEL FUEL	3,155	2,910	4,788	7,500	8,000
6229 SHOP MATERIALS	2,098	1,041	3,823	2,500	2,500
6231 UNIFORMS & TURN-OUT GEAR	1,861	1,826	2,005	2,000	2,000
6249 MISCELLANEOUS OPERATING SUPPLY	21,515	21,096	24,073	20,250	20,250
TOTAL OPERATING SUPPLIES	41,349	42,885	53,389	52,250	52,750
REPAIR AND MAINTENANCE SUPPLIES					
6257 OTHER VEHICLE PARTS	13,892	11,069	16,352	14,000	14,000
6265 ASPHALT	11,846	17,786	15,000	15,000	15,000
6269 LANDSCAPE MATERIALS	13,448	11,558	16,593	12,500	12,500
TOTAL REPAIR AND MAINTENANCE SUPPLIES	39,185	40,413	47,945	41,500	41,500
SMALL TOOLS AND MINOR EQUIPMENT					
6281 SMALL TOOLS & MINOR EQUIPMENT	1,484	3,941	3,198	4,250	3,750
TOTAL SMALL TOOLS AND MINOR EQUIPMENT	1,484	3,941	3,198	4,250	3,750
Total SUPPLIES	82,405	87,685	104,914	98,600	98,600
OTHER SERVICES & CHARGES					
PROFESSIONAL SERVICES					
6315 MISCELLANEOUS PROFESSIONAL SER	3,488	13,430	28,646	39,700	39,700
TOTAL PROFESSIONAL SERVICES	3,488	13,430	28,646	39,700	39,700
COMMUNICATION					
6321 TELEPHONE	910	890	874	1,050	1,300
6322 POSTAGE	346	113	103	320	370
6323 CELLULAR PHONES	3,427	3,240	3,167	3,500	3,500
TOTAL COMMUNICATION	4,682	4,243	4,144	4,870	5,170
EMPLOYEE REIMBURSEMENTS					
6331 TRAVEL & LODGING	12	32	16	250	250
6334 MILEAGE REIMBURSEMENT	-	-	-	50	50
6335 TRAINING	1,519	2,022	1,524	2,900	3,000
TOTAL EMPLOYEE REIMBURSEMENTS	1,531	2,054	1,540	3,200	3,300
ADVERTISING AND PUBLISHING					
6352 GENERAL NOTICE & PUBLIC INFOR	-	-	-	200	200
TOTAL ADVERTISING AND PUBLISHING	-	-	-	200	200

City of Ramsey 2013 Requested General Fund Budget

GENERAL FUND 101 - GENERAL GOVERNMENT

		PARKS AND RECREATION 452-461				
		2009 Actual	2010 Actual	2011 Actual	2012 Adopted	2013 Requested
INSURANCE						
6361	GENERAL LIABILITY/PROPERTY INS	7,624	7,230	9,700	8,200	8,200
TOTAL INSURANCE		7,624	7,230	9,700	8,200	8,200
UTILITIES						
6371	ELECTRIC UTILITIES	16,616	20,405	16,656	20,000	18,000
6372	WATER/IRRIGATION	47,473	33,068	50,000	46,000	40,000
6373	GAS	3,419	2,752	3,500	3,500	3,500
6374	REFUSE/RECYCLING	1,758	1,987	2,055	2,000	2,000
TOTAL UTILITIES		69,266	58,212	72,211	71,500	63,500
REPAIRS AND MAINTENANCE - LABOR						
6381	BUILDING & STRUCTURE REPAIR	8,535	6,876	5,093	6,000	6,000
6382	MACHINERY & EQUIPMENT REPAIR	1,856	3,560	630	1,000	1,000
6388	OTHER VEHICLE REPAIR	379	3,025	3,247	2,000	2,000
TOTAL REPAIRS AND MAINTENANCE - LABOR		10,770	13,461	8,970	9,000	9,000
RENTALS						
6415	OTHER EQUIPMENT RENTAL	7,041	6,703	8,622	9,000	9,000
6416	MACHINERY RENTAL	-	444	-	1,000	1,000
6417	UNIFORM RENTAL	1,465	1,479	591	3,000	2,800
TOTAL RENTALS		8,506	8,626	9,213	13,000	12,800
MISCELLANEOUS						
6439	OTHER MISCELLANEOUS	1,676	-	-	-	-
TOTAL MISCELLANEOUS		1,676	-	-	-	-
DUES, SUBSCRIPTIONS, AND REGISTRATION FEES						
6451	MEMBERSHIP DUES	480	402	409	510	475
TOTAL DUES, SUBSCRIPTIONS, AND REGISTRATION FEES		480	402	409	510	475
CONTRACTED SERVICES						
6486	CONTRACTED COMMUNITY SCHOOL PR	33,775	-	-	-	-
6489	OTHER CONTRACTED SERVICES	22,265	20,028	25,488	21,000	25,000
TOTAL CONTRACTED SERVICES		56,040	20,028	25,488	21,000	25,000
Total OTHER SERVICES & CHARGES		164,062	127,686	160,321	171,180	167,345
CAPITAL OUTLAY						
CAPITAL OUTLAY						
6540	HEAVY MACHINERY	-	40,871	-	-	86,000
6550	MOTOR VEHICLES	20,865	-	-	36,205	-
TOTAL CAPITAL OUTLAY		20,865	40,871	-	36,205	86,000
Total CAPITAL OUTLAY		20,865	40,871	-	36,205	86,000
TOTAL EXPENDITURES & OTHER FINANCING		858,108	854,563	875,906	916,945	930,066

THIS PAGE INTENTIONALLY LEFT BLANK

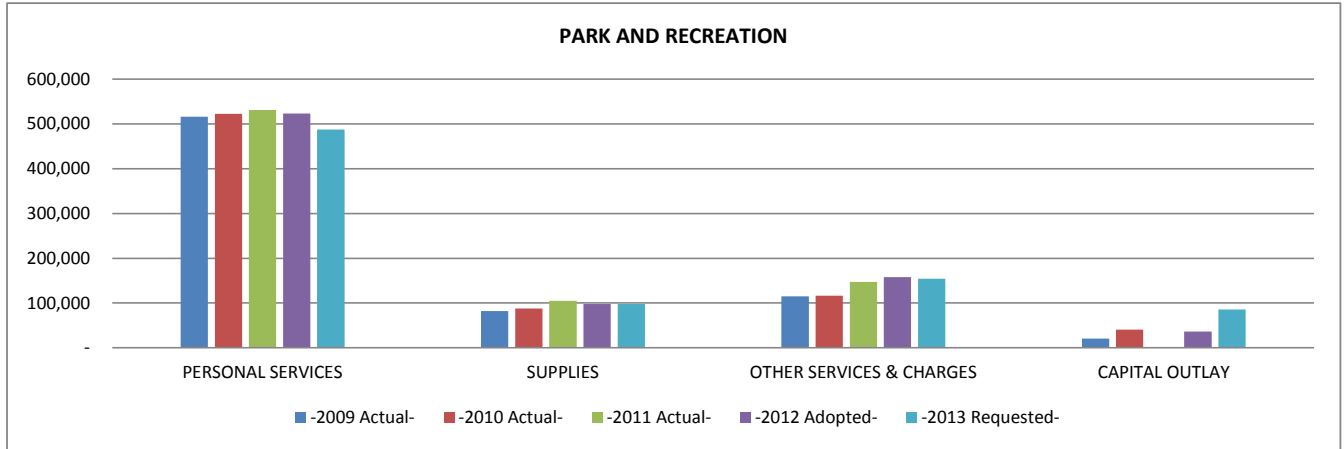
City of Ramsey 2013 Requested General Fund Budget

GENERAL FUND 101 - GENERAL GOVERNMENT
 LINE ITEM DETAIL BY COST CENTER OR SUB-FUNCTION

PARK AND RECREATION 452

2009 Actual 2010 Actual 2011 Actual 2012 Adopted 2013 Requested

EXPENDITURE BY OBJECT SUMMARY	-2009 Actual-	-2010 Actual-	-2011 Actual-	-2012 Adopted-	-2013 Requested-
PERSONAL SERVICES	516,085	522,732	531,154	523,595	487,364
SUPPLIES	82,318	87,685	104,903	97,900	97,900
OTHER SERVICES & CHARGES	115,238	116,465	147,372	158,250	154,375
CAPITAL OUTLAY	20,865	40,871	-	36,205	86,000
TOTAL EXPENDITURE BY OBJECT	734,506	767,753	783,429	815,950	825,639



City of Ramsey 2013 Requested General Fund Budget

GENERAL FUND 101 - GENERAL GOVERNMENT
LINE ITEM DETAIL BY COST CENTER OR SUB-FUNCTION

PARK AND RECREATION 452

	2009 Actual	2010 Actual	2011 Actual	2012 Adopted	2013 Requested
EXPENDITURE BY OBJECT RECAP ALL SUB-FUNCTIONS	-2009 Actual-	-2010 Actual-	-2011 Actual-	-2012 Adopted-	-2013 Requested-
PERSONAL SERVICES					
WAGES AND SALARIES					
6102 F.T. REGULAR-WAGES & SALARIES	359,277	355,171	341,648	329,105	304,699
6103 FULL TIME-REGULAR-OVERTIME	1,734	514	321	2,500	1,000
6105 TEMPORARY-WAGES & SALARIES	46,129	57,344	70,980	81,885	71,000
TOTAL WAGES AND SALARIES	407,140	413,029	412,949	413,490	376,699
OTHER GROSS EARNINGS					
6108 SEVERANCE PAY	657	-	-	-	-
TOTAL OTHER GROSS EARNINGS	657	-	-	-	-
EMPLOYER CONTRIBUTIONS					
6121 PERA CONTRIBUTIONS	24,271	24,891	24,701	24,041	22,163
6122 FICA/MEDICARE CONTRIBUTIONS	30,712	31,292	31,556	31,632	28,816
6131 GROUP INSURANCE	42,236	42,679	45,510	42,475	44,100
6133 WORKERS COMP INSURANCE PREMIUM	11,069	10,841	16,438	11,957	15,586
TOTAL EMPLOYER CONTRIBUTIONS	108,288	109,703	118,205	110,105	110,665
Total PERSONAL SERVICES	516,085	522,732	531,154	523,595	487,364
SUPPLIES					
OFFICE SUPPLIES					
6208 MISCELLANEOUS OFFICE SUPPLIES	387	446	382	500	500
TOTAL OFFICE SUPPLIES	387	446	382	500	500
OPERATING SUPPLIES					
6223 GASOLINE	12,721	16,012	18,700	20,000	20,000
6225 DIESEL FUEL	3,155	2,910	4,788	7,500	8,000
6229 SHOP MATERIALS	2,098	1,041	3,823	2,500	2,500
6231 UNIFORMS & TURN-OUT GEAR	1,861	1,826	2,005	1,900	1,900
6249 MISCELLANEOUS OPERATING SUPPLY	21,515	21,096	24,062	20,000	20,000
TOTAL OPERATING SUPPLIES	41,349	42,885	53,378	51,900	52,400
REPAIR AND MAINTENANCE SUPPLIES					
6257 OTHER VEHICLE PARTS	13,892	11,069	16,352	14,000	14,000
6265 ASPHALT	11,846	17,786	15,000	15,000	15,000
6269 LANDSCAPE MATERIALS	13,448	11,558	16,593	12,500	12,500
TOTAL REPAIR AND MAINTENANCE SUPPLIES	39,185	40,413	47,945	41,500	41,500
SMALL TOOLS AND MINOR EQUIPMENT					
6281 SMALL TOOLS & MINOR EQUIPMENT	1,397	3,941	3,198	4,000	3,500
TOTAL SMALL TOOLS AND MINOR EQUIPMENT	1,397	3,941	3,198	4,000	3,500
Total SUPPLIES	82,318	87,685	104,903	97,900	97,900
OTHER SERVICES & CHARGES					
PROFESSIONAL SERVICES					
6315 MISCELLANEOUS PROFESSIONAL SER	3,023	13,430	28,491	39,000	39,000
TOTAL PROFESSIONAL SERVICES	3,023	13,430	28,491	39,000	39,000
COMMUNICATION					
6321 TELEPHONE	719	792	784	800	1,050
6322 POSTAGE	205	76	94	200	250
6323 CELLULAR PHONES	3,427	3,240	3,167	3,500	3,500
TOTAL COMMUNICATION	4,351	4,108	4,045	4,500	4,800
EMPLOYEE REIMBURSEMENTS					
6335 TRAINING	1,194	1,732	1,359	2,500	2,500
TOTAL EMPLOYEE REIMBURSEMENTS	1,194	1,732	1,359	2,500	2,500
INSURANCE					
6361 GENERAL LIABILITY/PROPERTY INS	7,009	6,707	9,000	7,500	7,500
TOTAL INSURANCE	7,009	6,707	9,000	7,500	7,500
UTILITIES					
6371 ELECTRIC UTILITIES	16,616	20,405	16,656	20,000	18,000
6372 WATER/IRRIGATION	47,473	33,068	50,000	46,000	40,000
6373 GAS	3,419	2,752	3,500	3,500	3,500
6374 REFUSE/RECYCLING	1,758	1,987	2,055	2,000	2,000
TOTAL UTILITIES	69,266	58,212	72,211	71,500	63,500

City of Ramsey 2013 Requested General Fund Budget

GENERAL FUND 101 - GENERAL GOVERNMENT
LINE ITEM DETAIL BY COST CENTER OR SUB-FUNCTION

PARK AND RECREATION						452
		2009 Actual	2010 Actual	2011 Actual	2012 Adopted	2013 Requested
REPAIRS AND MAINTENANCE - LABOR						
6381	BUILDING & STRUCTURE REPAIR	8,535	6,876	5,093	6,000	6,000
6382	MACHINERY & EQUIPMENT REPAIR	1,856	3,560	630	1,000	1,000
6388	OTHER VEHICLE REPAIR	379	3,025	3,247	2,000	2,000
TOTAL REPAIRS AND MAINTENANCE - LABOR		10,770	13,461	8,970	9,000	9,000
RENTALS						
6415	OTHER EQUIPMENT RENTAL	7,041	6,703	8,622	9,000	9,000
6416	MACHINERY RENTAL	-	444	-	1,000	1,000
6417	UNIFORM RENTAL	1,465	1,479	591	3,000	2,800
TOTAL RENTALS		8,506	8,626	9,213	13,000	12,800
DUES, SUBSCRIPTIONS, AND REGISTRATION FEES						
6451	MEMBERSHIP DUES	235	242	249	250	275
TOTAL DUES, SUBSCRIPTIONS, AND REGISTRATION FEES		235	242	249	250	275
CONTRACTED SERVICES						
6489	OTHER CONTRACTED SERVICES	10,885	9,947	13,834	11,000	15,000
TOTAL CONTRACTED SERVICES		10,885	9,947	13,834	11,000	15,000
Total OTHER SERVICES & CHARGES		115,238	116,465	147,372	158,250	154,375
CAPITAL OUTLAY						
CAPITAL OUTLAY						
6540	HEAVY MACHINERY	-	40,871	-	-	86,000
6550	MOTOR VEHICLES	20,865	-	-	36,205	-
TOTAL CAPITAL OUTLAY		20,865	40,871	-	36,205	86,000
Total CAPITAL OUTLAY		20,865	40,871	-	36,205	86,000
TOTAL EXPENDITURES & OTHER FINANCING		734,506	767,753	783,429	815,950	825,639

		2009 Actual	2010 Actual	2011 Actual	2012 Adopted	2013 Requested
PERSONNEL COMPLEMENT						
	Park Maintenance Worker	5.00	5.00	5.00	4.00	4.00
	Utilities Maintenance Worker	2.00	2.00	2.00	2.00	2.00
	Utilities Supervisor	2.00	2.00	2.00	2.00	1.00
	Park Supervisor/Assistant PW Superintendent	-	-	-	-	1.00
	Temporary - Parks	1.47	1.47	2.47	2.47	2.47
	Parks/Utilities Total	10.47	10.47	11.47	10.47	10.47
6315 Miscellaneous Professional Services						
	The Draw Park maintenance contract	-	-	-	20,000	20,000
	Work Program - County jail workers	973	10,081	10,088	11,000	11,000
	Alarm monitoring (2 buildings); GIS mapping from County; other misc.	2,050	3,349	18,403	8,000	8,000
	Master Trail Plan, Janitorial Services; Timesavers	3,023	13,430	28,491	39,000	39,000
6550 Motor Vehicles						
	2012 1-Ton Truck w/dump (less \$3000 trade-in)	-	-	-	36,205	-
		20,865	-	-	36,205	-

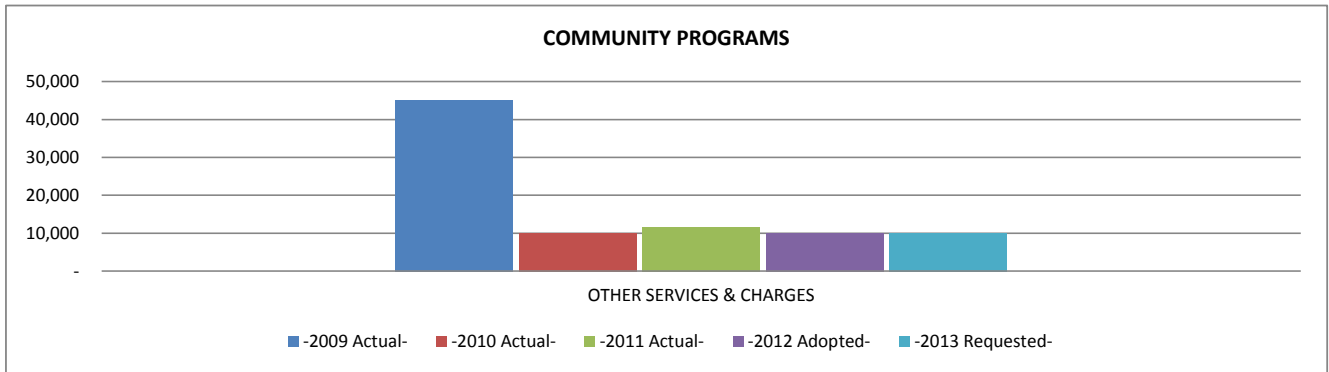
THIS PAGE INTENTIONALLY LEFT BLANK

City of Ramsey 2013 Requested General Fund Budget

GENERAL FUND 101 - GENERAL GOVERNMENT
LINE ITEM DETAIL BY COST CENTER OR SUB-FUNCTION

COMMUNITY PROGRAMS 455

EXPENDITURE BY OBJECT SUMMARY	-2009 Actual-	-2010 Actual-	-2011 Actual-	-2012 Adopted-	-2013 Requested-
OTHER SERVICES & CHARGES	45,154	10,081	11,654	10,000	10,000
TOTAL EXPENDITURE BY OBJECT	45,154	10,081	11,654	10,000	10,000



EXPENDITURE BY OBJECT RECAP ALL SUB-FUNCTIONS	-2009 Actual-	-2010 Actual-	-2011 Actual-	-2012 Adopted-	-2013 Requested-
OTHER SERVICES & CHARGES					
CONTRACTED SERVICES					
6486 CONTRACTED COMMUNITY SCHOOL PR	33,775	-	-	-	-
6489 OTHER CONTRACTED SERVICES	11,379	10,081	11,654	10,000	10,000
TOTAL CONTRACTED SERVICES	45,154	10,081	11,654	10,000	10,000
Total OTHER SERVICES & CHARGES	45,154	10,081	11,654	10,000	10,000
TOTAL EXPENDITURES & OTHER FINANCING	45,154	10,081	11,654	10,000	10,000

	2009 Actual	2010 Actual	2011 Actual	2012 Adopted	2013 Requested
--	-------------	-------------	-------------	--------------	----------------

6486 Contracted Community School Programs

Community Education - Anoka Hennepin	27,175	-	-	-	-
Community Education Summer Program - Anoka Hennepin	5,600	-	-	-	-
Youth First	1,000	-	-	-	-
Total	33,775	-	-	-	-

6489 Other Contracted Services

Alexandra House	8,000	7,000	7,000	5,000	5,000
Arbor Events/Environmental Expo	4,379	4,379	4,654	5,000	5,000
Total	12,379	11,379	11,654	10,000	10,000

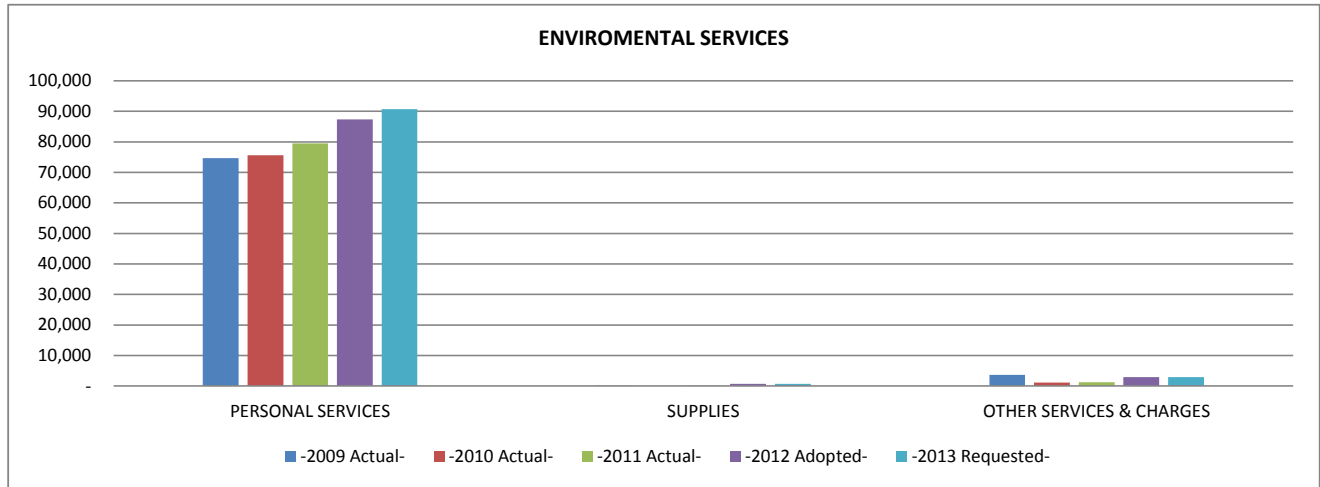
THIS PAGE INTENTIONALLY LEFT BLANK

City of Ramsey 2013 Requested General Fund Budget

GENERAL FUND 101 - GENERAL GOVERNMENT
 LINE ITEM DETAIL BY COST CENTER OR SUB-FUNCTION

ENVIROMENTAL SERVICES 461

EXPENDITURE BY OBJECT SUMMARY	-2009 Actual-	-2010 Actual-	-2011 Actual-	-2012 Adopted-	-2013 Requested-
PERSONAL SERVICES	74,691	75,589	79,517	87,365	90,757
SUPPLIES	87	-	11	700	700
OTHER SERVICES & CHARGES	3,670	1,140	1,295	2,930	2,970
TOTAL EXPENDITURE BY OBJECT	78,448	76,729	80,823	90,995	94,427



City of Ramsey 2013 Requested General Fund Budget

GENERAL FUND 101 - GENERAL GOVERNMENT
LINE ITEM DETAIL BY COST CENTER OR SUB-FUNCTION

ENVIORNMENTAL SERVICES 461

EXPENDITURE BY OBJECT RECAP ALL SUB-FUNCTIONS	-2009 Actual-	-2010 Actual-	-2011 Actual-	-2012 Adopted-	-2013 Requested-
PERSONAL SERVICES					
WAGES AND SALARIES					
6102 F.T. REGULAR-WAGES & SALARIES	57,017	56,476	58,887	63,917	65,062
6103 FULL TIME-REGULAR-OVERTIME	222	509	-	-	-
TOTAL WAGES AND SALARIES	57,239	56,985	58,887	63,917	65,062
EMPLOYER CONTRIBUTIONS					
6121 PERA CONTRIBUTIONS	3,841	3,971	4,268	4,634	4,717
6122 FICA/MEDICARE CONTRIBUTIONS	3,380	3,422	3,510	4,890	4,977
6131 GROUP INSURANCE	10,008	10,973	12,496	13,553	15,624
6133 WORKERS COMP INSURANCE PREMIUM	224	238	356	371	377
TOTAL EMPLOYER CONTRIBUTIONS	17,452	18,604	20,630	23,448	25,695
Total PERSONAL SERVICES	74,691	75,589	79,517	87,365	90,757
SUPPLIES					
OFFICE SUPPLIES					
6208 MISCELLANEOUS OFFICE SUPPLIES	-	-	-	100	100
TOTAL OFFICE SUPPLIES	-	-	-	100	100
OPERATING SUPPLIES					
6231 UNIFORMS & TURN-OUT GEAR	-	-	-	100	100
6249 MISCELLANEOUS OPERATING SUPPLY	-	-	11	250	250
TOTAL OPERATING SUPPLIES	-	-	11	350	350
SMALL TOOLS AND MINOR EQUIPMENT					
6281 SMALL TOOLS & MINOR EQUIPMENT	87	-	-	250	250
TOTAL SMALL TOOLS AND MINOR EQUIPMENT	87	-	-	250	250
Total SUPPLIES	87	-	11	700	700
OTHER SERVICES & CHARGES					
PROFESSIONAL SERVICES					
6315 MISCELLANEOUS PROFESSIONAL SER	465	-	155	700	700
TOTAL PROFESSIONAL SERVICES	465	-	155	700	700
COMMUNICATION					
6321 TELEPHONE	191	98	90	250	250
6322 POSTAGE	141	37	9	120	120
TOTAL COMMUNICATION	331	135	99	370	370
EMPLOYEE REIMBURSEMENTS					
6331 TRAVEL & LODGING	12	32	16	250	250
6334 MILEAGE REIMBURSEMENT	-	-	-	50	50
6335 TRAINING	325	290	165	400	500
TOTAL EMPLOYEE REIMBURSEMENTS	337	322	181	700	800
ADVERTISING AND PUBLISHING					
6352 GENERAL NOTICE & PUBLIC INFOR	-	-	-	200	200
TOTAL ADVERTISING AND PUBLISHING	-	-	-	200	200
INSURANCE					
6361 GENERAL LIABILITY/PROPERTY INS	616	523	700	700	700
TOTAL INSURANCE	616	523	700	700	700
MISCELLANEOUS					
6439 OTHER MISCELLANEOUS	1,676	-	-	-	-
TOTAL MISCELLANEOUS	1,676	-	-	-	-
DUES, SUBSCRIPTIONS, AND REGISTRATION FEES					
6451 MEMBERSHIP DUES	245	160	160	260	200
TOTAL DUES, SUBSCRIPTIONS, AND REGISTRATION FEES	245	160	160	260	200
Total OTHER SERVICES & CHARGES	3,670	1,140	1,295	2,930	2,970
TOTAL EXPENDITURES & OTHER FINANCING	78,448	76,729	80,823	90,995	94,427

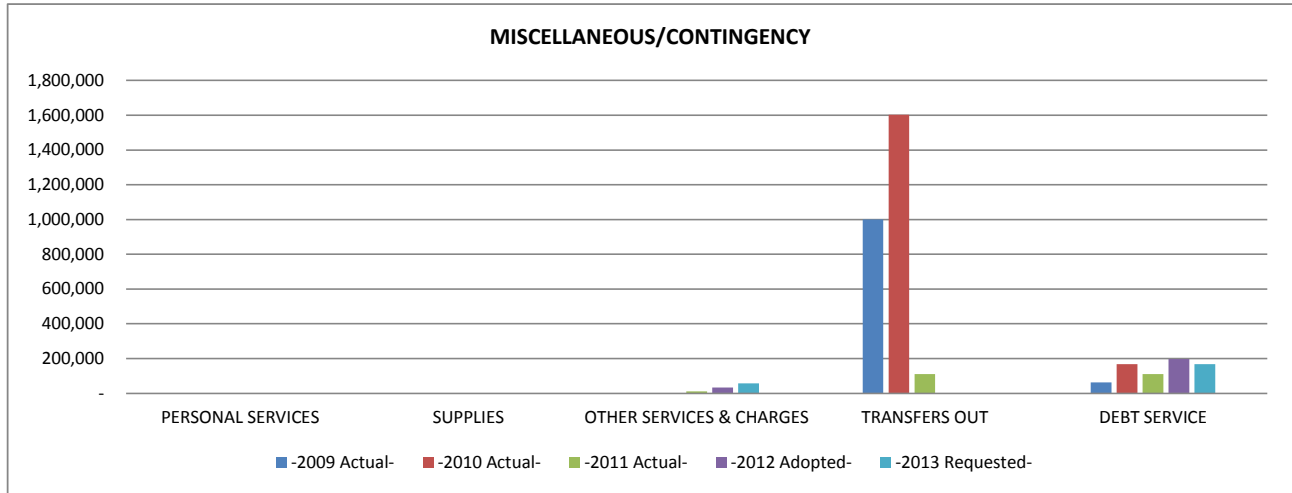
	2009 Actual	2010 Actual	2011 Actual	2012 Adopted	2013 Requested
PERSONNEL COMPLEMENT					
Environmental Specialist/Zoning	1.00	1.00	1.00	1.00	1.00
Environmental Total	1.00	1.00	1.00	1.00	1.00

City of Ramsey 2013 Requested General Fund Budget

GENERAL FUND 101 - GENERAL GOVERNMENT
 LINE ITEM DETAIL BY COST CENTER OR SUB-FUNCTION

MISCELLANEOUS/CONTINGENCY 892

EXPENDITURE BY OBJECT SUMMARY	-2009 Actual-	-2010 Actual-	-2011 Actual-	-2012 Adopted-	-2013 Requested-
PERSONAL SERVICES			-	-	-
SUPPLIES			-	-	-
OTHER SERVICES & CHARGES	-	-	10,898	33,726	56,313
TRANSFERS OUT	1,000,000	1,603,000	110,016	-	-
DEBT SERVICE	62,272	168,048	111,344	196,922	168,226
TOTAL EXPENDITURE BY OBJECT	1,062,272	1,771,048	232,258	230,648	224,539



City of Ramsey 2013 Requested General Fund Budget

GENERAL FUND 101 - GENERAL GOVERNMENT

LINE ITEM DETAIL BY COST CENTER OR SUB-FUNCTION

MISCELLANEOUS/CONTINGENCY 892

EXPENDITURE BY OBJECT RECAP ALL SUB-FUNCTIONS	-2009 Actual-	-2010 Actual-	-2011 Actual-	-2012 Adopted-	-2013 Requested-
OTHER SERVICES & CHARGES					
PROFESSIONAL SERVICES					
6315 MISCELLANEOUS PROFESSIONAL SER	-	-	10,898	33,726	56,313
TOTAL PROFESSIONAL SERVICES	-	-	10,898	33,726	56,313
Total OTHER SERVICES & CHARGES	-	-	10,898	33,726	56,313
TRANSFERS OUT					
OPERATING TRANSFERS					
6820 OPERATING TRANSFERS TO OTHER F	1,000,000	1,603,000	110,016	-	-
TOTAL OPERATING TRANSFERS	1,000,000	1,603,000	110,016	-	-
Total TRANSFERS OUT	1,000,000	1,603,000	110,016	-	-
DEBT SERVICE					
DEBT SERVICE					
6603 OTHER L.T. OBLIGATION PRINCIPA	12,272	168,048	111,344	196,922	168,226
6612 OTHER L/T OBLIGATION INTEREST	50,000	-	-	-	-
TOTAL DEBT SERVICE	62,272	168,048	111,344	196,922	168,226
Total DEBT SERVICE	62,272	168,048	111,344	196,922	168,226
TOTAL EXPENDITURES & OTHER FINANCING	1,062,272	1,771,048	232,258	230,648	224,539

	2009 Actual	2010 Actual	2011 Actual	2012 Adopted	2013 Requested
6603 Debt Service Payment					
Principal - Park & Ride (PIR Fund)	10,400	10,400	10,400	10,400	-
Interest - Park & Ride (PIR Fund)	1,872	1,404	936	468	-
Muni Center Internal Loan (Water Fund)	-	48,488	18,760	79,681	-
Muni Center Internal Loan (Sewer Fund)	-	50,000	19,395	61,853	61,853
Bury Carlson Internal Loan (PIR Fund)	-	57,757	-	44,520	44,520
Municipal Center debt transfer interfund	-	-	61,853	-	61,853
	12,272	168,049	111,344	196,922	168,226