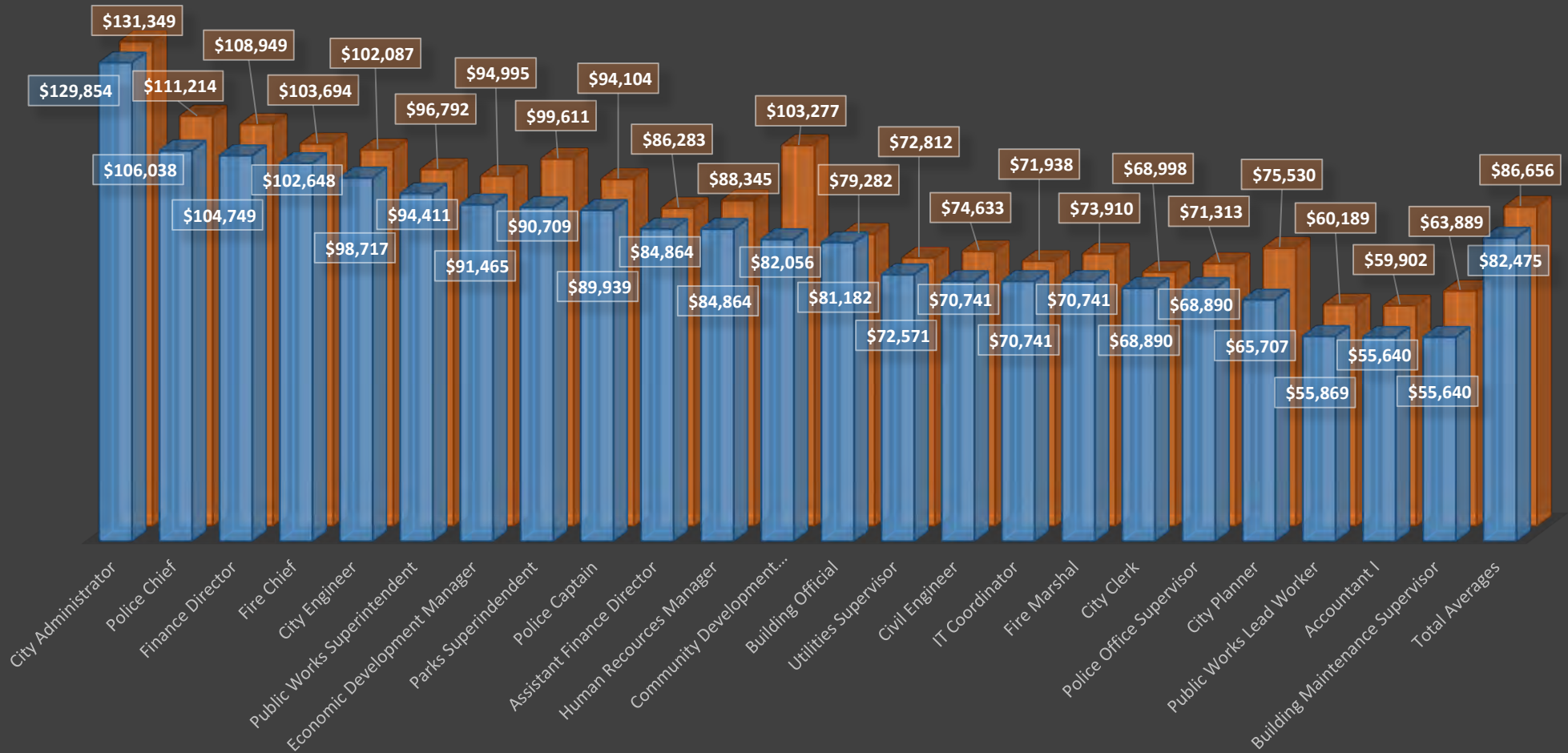


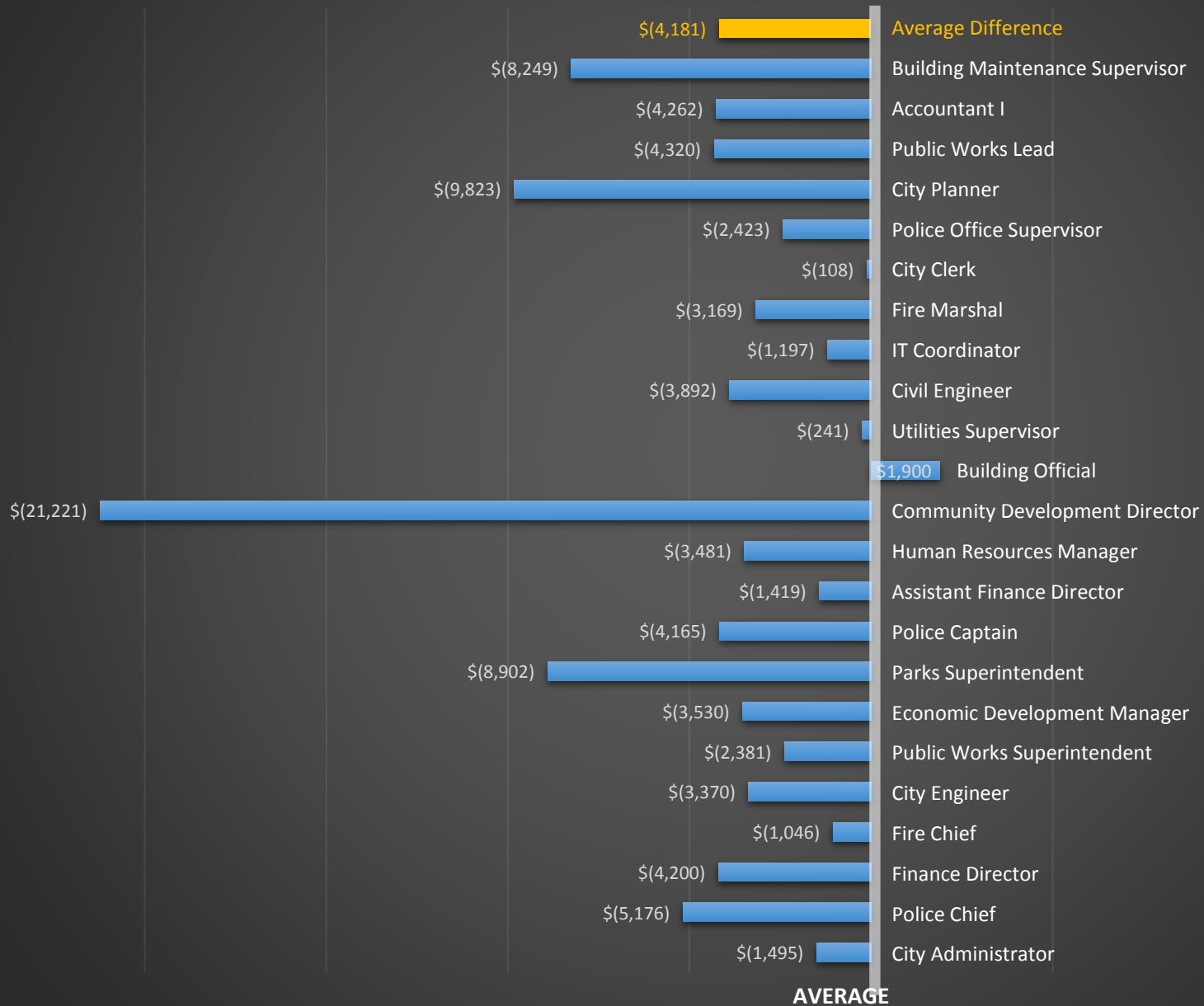
RAMSEY WAGES COMPARED TO METRO

[AVERAGES, HIGHEST STEP, NON-UNION]



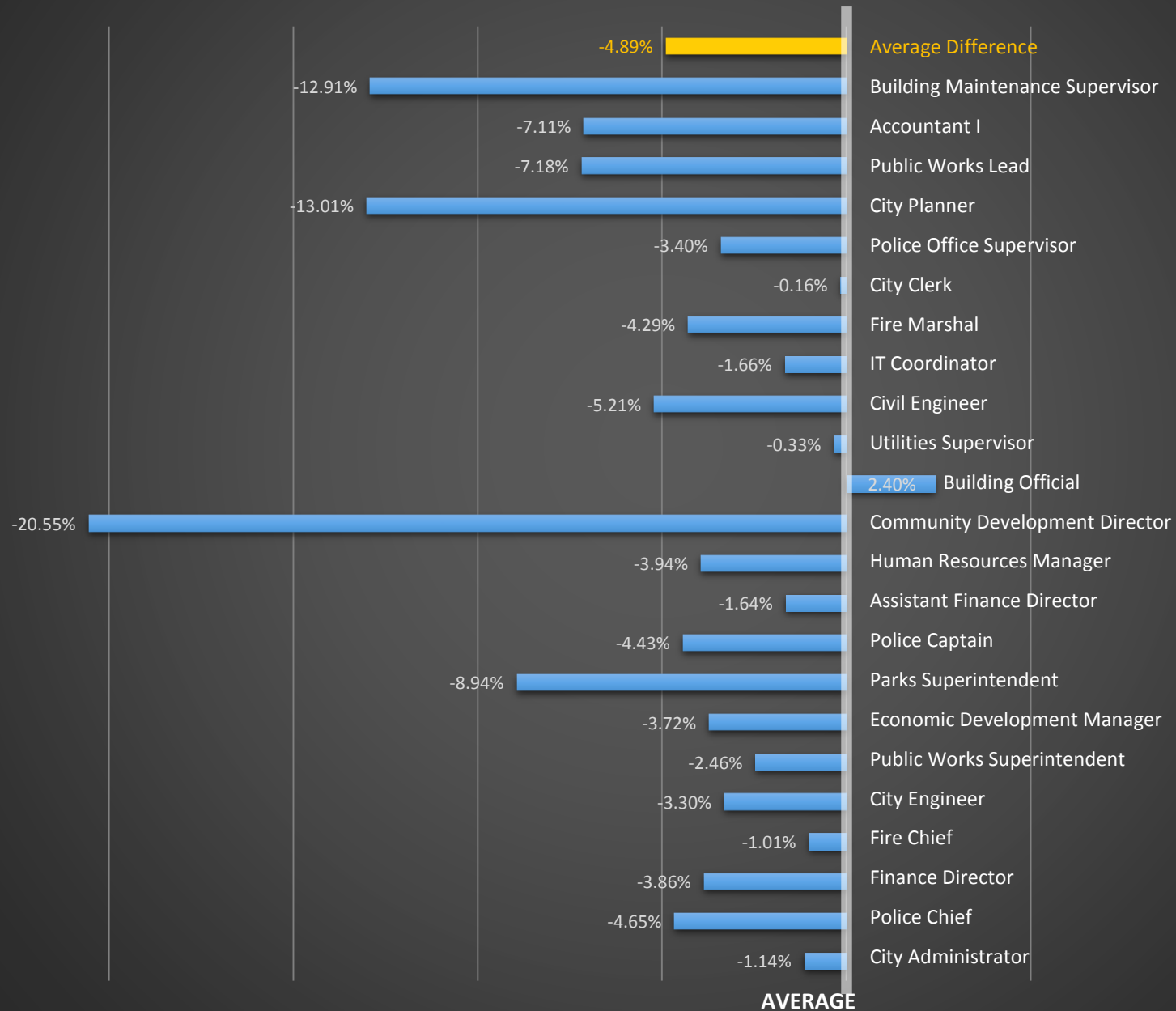
DIFFERENCE BETWEEN RAMSEY WAGES AND METRO: \$NOMINAL

[AVERAGES, HIGHEST STEP, NON-UNION]



DIFFERENCE BETWEEN RAMSEY WAGES AND METRO: *%PERCENT*

[AVERAGES, HIGHEST STEP, NON-UNION]



DATA SHEET

		Average Maximum Base Salary		Difference (Ramsey - Metro)	
		Ramsey	Metro	Nominal	Percentage
1	City Administrator	\$ 129,854	\$ 131,349	\$ (1,495)	-1.14%
2	Police Chief	\$ 106,038	\$ 111,214	\$ (5,176)	-4.65%
3	Finance Director	\$ 104,749	\$ 108,949	\$ (4,200)	-3.86%
4	Fire Chief	\$ 102,648	\$ 103,694	\$ (1,046)	-1.01%
5	City Engineer	\$ 98,717	\$ 102,087	\$ (3,370)	-3.30%
6	Public Works Superintendent	\$ 94,411	\$ 96,792	\$ (2,381)	-2.46%
7	Economic Development Manager	\$ 91,465	\$ 94,995	\$ (3,530)	-3.72%
8	Parks Superintendent	\$ 90,709	\$ 99,611	\$ (8,902)	-8.94%
9	Police Captain	\$ 89,939	\$ 94,104	\$ (4,165)	-4.43%
10	Assistant Finance Director	\$ 84,864	\$ 86,283	\$ (1,419)	-1.64%
11	Human Resources Manager	\$ 84,864	\$ 88,345	\$ (3,481)	-3.94%
12	Community Development Director	\$ 82,056	\$ 103,277	\$ (21,221)	-20.55%
13	Building Official	\$ 81,182	\$ 79,282	\$ 1,900	2.40%
14	Utilities Supervisor	\$ 72,571	\$ 72,812	\$ (241)	-0.33%
15	Civil Engineer	\$ 70,741	\$ 74,633	\$ (3,892)	-5.21%
16	IT Coordinator	\$ 70,741	\$ 71,938	\$ (1,197)	-1.66%
17	Fire Marshal	\$ 70,741	\$ 73,910	\$ (3,169)	-4.29%
18	City Clerk	\$ 68,890	\$ 68,998	\$ (108)	-0.16%
19	Police Office Supervisor	\$ 68,890	\$ 71,313	\$ (2,423)	-3.40%
20	City Planner	\$ 65,707	\$ 75,530	\$ (9,823)	-13.01%
21	Public Works Lead Worker	\$ 55,869	\$ 60,189	\$ (4,320)	-7.18%
22	Accountant I	\$ 55,640	\$ 59,902	\$ (4,262)	-7.11%
23	Building Maintenance Supervisor	\$ 55,640	\$ 63,889	\$ (8,249)	-12.91%
		Ramsey	Metro	Nominal	Percentage
	Averages	\$ 82,475	\$ 86,656	\$ (4,181)	-4.89%