




**CITY OF RAMSEY**  
**HOUSING REDEVELOPMENT AUTHORITY**  
**REQUESTED BUDGET**  
**For Fiscal Year 2014**



**THIS PAGE INTENTIONALLY LEFT BLANK**

City of Ramsey  
2014 Requested Housing Redevelopment Authority Fund Budget

**HOUSING REDEVELOPMENT AUTHORITY FUND 295 - SUMMARY**

**REVENUES**

	-Actual 2010-	-Actual 2011-	-Actual 2012-	-Adopted 2013-	-Requested 2014-
TAXES	\$ 383,005	\$ 346,428	\$ 367,288	\$ 187,268	\$ 207,802
INTERGOVERNMENTAL REVENUES	-	-	-	-	-
INVESTMENT EARNINGS	24,420	11,666	7,421	2,500	2,500
MISCELLANEOUS	5	34,395	152,664	-	-
OTHER FINANCING SOURCES	5,000	136,302	13,747	-	-
<b>TOTAL REVENUES</b>	<b>\$ 412,430</b>	<b>\$ 528,791</b>	<b>\$ 541,120</b>	<b>\$ 189,768</b>	<b>\$ 210,302</b>

**EXPENDITURES**

	-Actual 2010-	-Actual 2011-	-Actual 2012-	-Adopted 2013-	-Requested 2014-
PERSONNEL SERVICES	\$ 43,084	\$ 149,754	\$ 72,927	\$ 130,268	\$ 150,802
SUPPLIES	77,512	59,826	26,552	-	-
OTHER SERVICES & CHARGES	426,439	436,075	230,520	57,000	57,000
CAPITAL OUTLAY	-	111,669	-	-	-
TRANSFERS OUT	-	-	286,874	-	-
<b>TOTAL EXPENDITURES</b>	<b>\$ 547,035</b>	<b>\$ 757,324</b>	<b>\$ 616,873</b>	<b>\$ 187,268</b>	<b>\$ 207,802</b>

**FUND BALANCE**

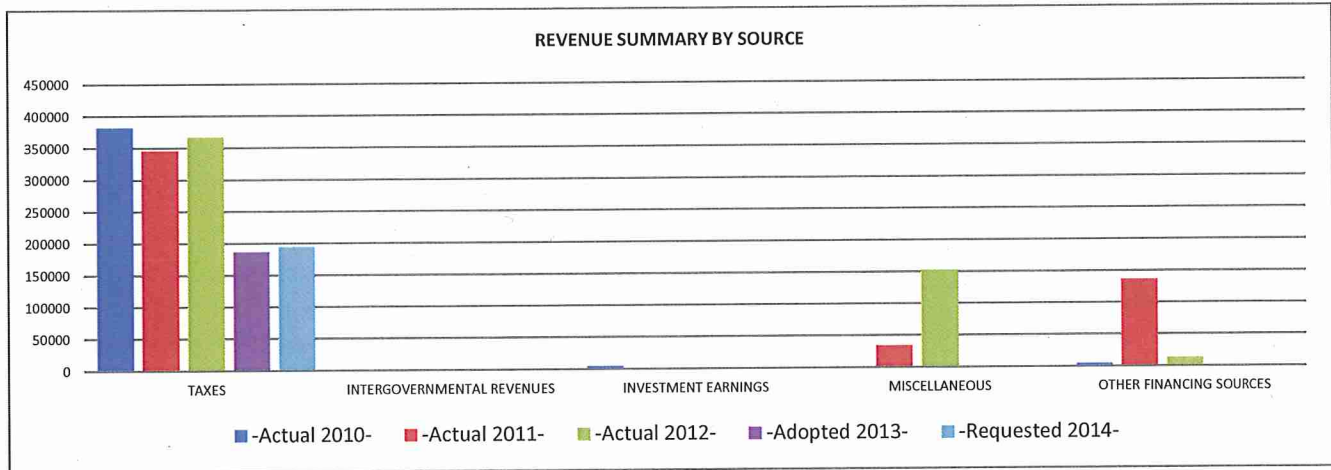
	-Actual 2010-	-Actual 2011-	-Actual 2012-	-Adopted 2013-	-Requested 2014-
FUND BALANCE, Begining on Yr	\$ 751,807	\$ 617,202	\$ 388,669	\$ 312,916	\$ 315,416
Revenues & Other Sources	412,430	528,791	541,120	189,768	210,302
Expenditures & Other Uses	(547,035)	(757,324)	(616,873)	(187,268)	(207,802)
<b>FUND BALANCE, End of Yr</b>	<b>\$ 617,202</b>	<b>\$ 388,669</b>	<b>\$ 312,916</b>	<b>\$ 315,416</b>	<b>\$ 317,916</b>

**THIS PAGE INTENTIONALLY LEFT BLANK**

City of Ramsey  
2014 Requested Housing Redevelopment Authority Fund Budget

**HOUSING REDEVELOPMENT AUTHORITY FUND 295 - REVENUE DETAIL**

	2010 Actual	2011 Actual	2012 Actual	2013 Adopted	2014 Requested
<b>HRA FUND 9295 - REVENUE SUMMARY</b>	<b>-Actual 2010-</b>	<b>-Actual 2011-</b>	<b>-Actual 2012-</b>	<b>-Adopted 2013-</b>	<b>-Requested 2014-</b>
TAXES	\$ 383,005	\$ 346,428	\$ 367,288	\$ 187,268	\$ 207,802
INTERGOVERNMENTAL REVENUES	-	-	-	-	-
INVESTMENT EARNINGS	24,420	11,666	7,421	2,500	2,500
MISCELLANEOUS	5	34,395	152,664	-	-
OTHER FINANCING SOURCES	5,000	136,302	13,747	-	-
<b>TOTAL REVENUES</b>	<b>\$ 412,430</b>	<b>\$ 528,791</b>	<b>\$ 541,120</b>	<b>\$ 189,768</b>	<b>\$ 210,302</b>



<b>HRA FUND 9295 - REVENUE BY SOURCE</b>		<b>-Actual 2010-</b>	<b>-Actual 2011-</b>	<b>-Actual 2012-</b>	<b>-Adopted 2013-</b>	<b>-Requested 2014-</b>
<b>TAXES</b>						
4011	CURRENT-AD VALOREM TAXES	\$ 331,889	\$ 270,931	\$ 298,923	\$ 187,268	\$ 207,802
4012	DELINQUENT-AD VALOREM TAXES	5,093	5,517	4,934	-	-
4014	FISCAL DISPARITIES	46,023	69,980	63,195	-	-
4263	MARKET VALUE HOMESTEAD CREDIT	-	-	236	-	-
<b>TAXES TOTAL</b>		<b>\$ 383,005</b>	<b>\$ 346,428</b>	<b>\$ 367,288</b>	<b>\$ 187,268</b>	<b>\$ 207,802</b>
<b>INVESTMENT EARNINGS</b>						
4701	INTEREST ON INVESTMENTS	\$ 24,420	\$ 11,666	\$ 7,421	\$ 2,500	\$ 2,500
<b>MISCELLANEOUS</b>						
4609	OTHER MISCELLANEOUS REVENUES	\$ 5	\$ 34,395	\$ 152,664	\$ -	\$ -
<b>OTHER FINANCING SOURCES</b>						
<b>TRANSFERS IN</b>						
4901	TRANSFER IN FROM OTHER FUNDS	\$ 5,000	\$ 136,302	\$ 13,747	\$ -	\$ -
<b>TRANSFERS IN TOTAL</b>		<b>5,000</b>	<b>136,302</b>	<b>13,747</b>	<b>-</b>	<b>-</b>
<b>OTHER FINANCING SOURCES TOTAL</b>		<b>\$ 5,000</b>	<b>\$ 136,302</b>	<b>\$ 13,747</b>	<b>\$ -</b>	<b>\$ -</b>
<b>TOTAL REVENUE</b>		<b>\$ 412,430</b>	<b>\$ 528,791</b>	<b>\$ 541,120</b>	<b>\$ 189,768</b>	<b>\$ 210,302</b>

City of Ramsey  
2014 Requested Housing Redevelopment Authority Fund Budget

2010 Actual	2011 Actual	2012 Actual	2013 Adopted	2014 Requested
-------------	-------------	-------------	--------------	----------------

**HOUSING REDEVELOPMENT AUTHORITY FUND 295 - REVENUE DETAIL**

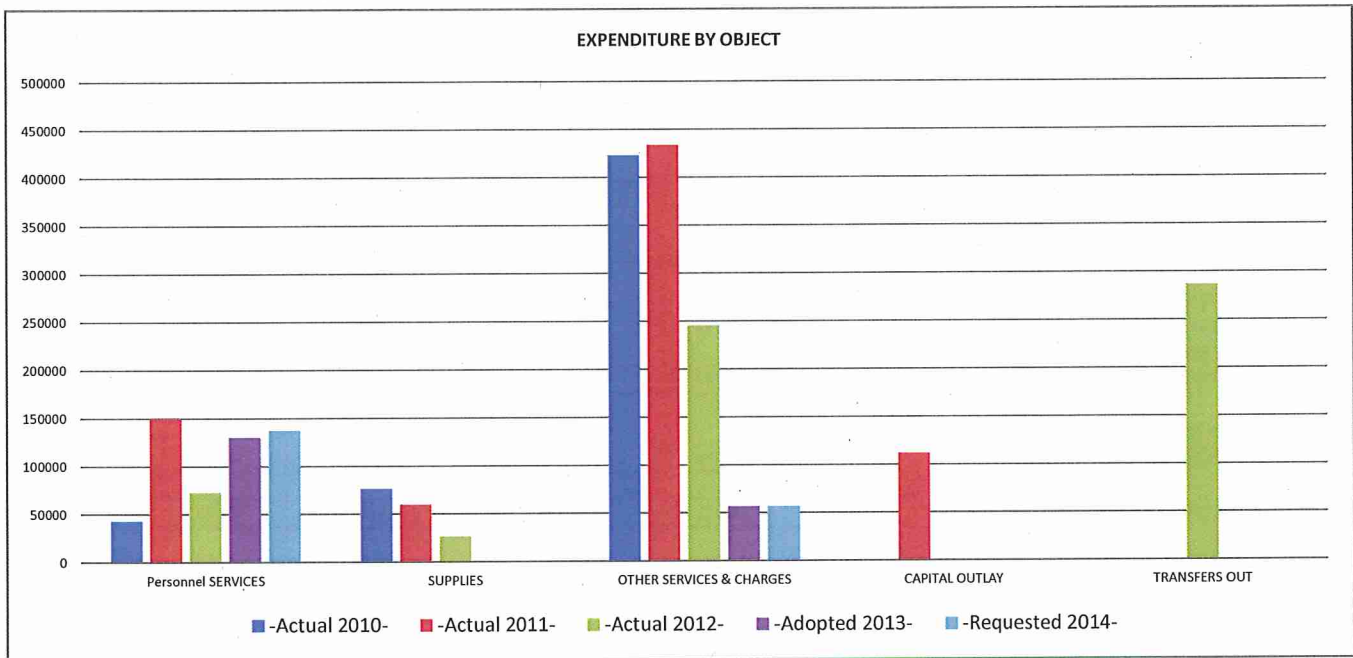
	2010 Actual	2011 Actual	2012 Actual	2013 Adopted	2014 Requested
<b>4011 Current Ad Valorem Taxes</b>					
((includes taxes from Town Center))	\$ 383,005	\$ 346,428	\$ 367,288	\$ 187,268	\$ 207,802
<b>4701 Interest Earnings</b>					
	\$ 24,420	\$ 11,666	\$ 7,421	\$ 2,500	\$ 2,500
<b>4609 Miscellaneous Revenues</b>					
Earnest Money - TOTI		\$ 34,395	\$ -	\$ -	-
County HRA payment towards RTC land purchase	5	-	152,664	-	-
	\$ 5	\$ 34,395	\$ 152,664	\$ -	-
<b>4901 Transfers in from other funds</b>					
Letter of Credit Proceeds & Sewer/Water Loan	\$ 5,000	\$ -	\$ -	\$ -	-
Non TIF Interest Earnings	-	136,302	13,747	-	-
	\$ 5,000	\$ 136,302	\$ 13,747	\$ -	-

City of Ramsey  
2014 Requested Housing Redevelopment Authority Fund Budget

**HOUSING REDEVELOPMENT AUTHORITY FUND 295 - EXPENDITURE DETAIL**

2010 Actual      2011 Actual      2012 Actual      2013 Adopted      2014 Requested

EXPENDITURE BY OBJECT SUMMARY	-Actual 2010-	-Actual 2011-	-Actual 2012-	-Adopted 2013-	-Requested 2014-
PERSONNEL SERVICES	\$ 43,084	\$ 149,754	\$ 72,927	\$ 130,268	\$ 150,802
SUPPLIES	77,512	59,826	26,552	-	-
OTHER SERVICES & CHARGES	426,439	436,075	230,520	57,000	57,000
CAPITAL OUTLAY	-	111,669	-	-	-
TRANSFERS OUT	-	-	286,874	-	-
<b>TOTAL EXPENDITURE BY OBJECT</b>	<b>\$ 547,035</b>	<b>\$ 757,324</b>	<b>\$ 616,873</b>	<b>\$ 187,268</b>	<b>\$ 207,802</b>



EXPENDITURE BY OBJECT RECAP	-Actual 2010-	-Actual 2011-	-Actual 2012-	-Adopted 2013-	-Requested 2014-
<b>PERSONNEL SERVICES</b>					
<b>WAGES AND SALARIES</b>					
6102 F.T. REGULAR-WAGES & SALARIES	\$ 37,221	\$ 123,895	\$ 58,407	\$ 107,410	\$ 111,780
6104 PART TIME-WAGES & SALARIES	-	6,175	5,025	6,000	6,000
<b>WAGES AND SALARIES</b>	<b>\$ 37,221</b>	<b>\$ 130,070</b>	<b>\$ 63,432</b>	<b>\$ 113,410</b>	<b>\$ 117,780</b>
<b>EMPLOYER CONTRIBUTIONS</b>					
6121 PERA CONTRIBUTIONS	\$ 2,605	\$ 8,983	\$ 4,235	\$ 7,787	\$ 8,105
6122 FICA/MEDICARE CONTRIBUTIONS	2,847	9,973	4,852	8,217	8,962
6131 GROUP INSURANCE	-	-	-	-	15,060
6133 WORKERS COMP INSURANCE PREMIUM	411	728	408	854	895
<b>EMPLOYER CONTRIBUTIONS</b>	<b>\$ 5,863</b>	<b>\$ 19,684</b>	<b>\$ 9,495</b>	<b>\$ 16,858</b>	<b>\$ 33,022</b>
<b>PERSONNEL SERVICES TOTAL</b>	<b>\$ 43,084</b>	<b>\$ 149,754</b>	<b>\$ 72,927</b>	<b>\$ 130,268</b>	<b>\$ 150,802</b>
<b>SUPPLIES</b>					
<b>OPERATING SUPPLIES</b>					
6246 MARKETING & PROMOTIONS	\$ 70,035	\$ 59,350	\$ 24,783	\$ -	\$ -
6249 MISCELLANEOUS OPERATING SUPPLY	7,477	476	1,769	-	-
<b>OPERATING SUPPLIES</b>	<b>\$ 77,512</b>	<b>\$ 59,826</b>	<b>\$ 26,552</b>	<b>\$ -</b>	<b>\$ -</b>
<b>SUPPLIES TOTAL</b>	<b>\$ 77,512</b>	<b>\$ 59,826</b>	<b>\$ 26,552</b>	<b>\$ -</b>	<b>\$ -</b>

City of Ramsey  
2014 Requested Housing Redevelopment Authority Fund Budget

**HOUSING REDEVELOPMENT AUTHORITY FUND 295 - EXPENDITURE DETAIL**

	2010 Actual	2011 Actual	2012 Actual	2013 Adopted	2014 Requested
<b>OTHER SERVICES &amp; CHARGES</b>					
<b>PROFESSIONAL SERVICES</b>					
6304 LEGAL FEES	\$ 32,424	\$ 77,390	\$ 75,262	\$ -	\$ -
6315 MISCELLANEOUS PROFESSIONAL SER	323,886	283,940	94,234	-	-
<b>PROFESSIONAL SERVICES</b>	<b>\$ 356,310</b>	<b>\$ 361,330</b>	<b>\$ 169,496</b>	<b>\$ -</b>	<b>\$ -</b>
<b>COMMUNICATION</b>					
6322 POSTAGE	\$ 7	\$ 938	\$ 520	\$ -	\$ -
<b>EMPLOYEE REIMBURSEMENTS</b>					
6331 TRAVEL & LODGING	\$ 12,003	\$ 19,858	\$ 4,949	\$ -	\$ -
6334 MILEAGE REIMBURSEMENT	-	36	-	-	-
6335 TRAINING	3,655	242	339	-	-
<b>EMPLOYEE REIMBURSEMENTS</b>	<b>\$ 15,658</b>	<b>\$ 20,136</b>	<b>\$ 5,288</b>	<b>\$ -</b>	<b>\$ -</b>
<b>INSURANCE</b>					
6361 GENERAL LIABILITY/PROPERTY INS	\$ 4,562	\$ 5,865	\$ 6,255	\$ 6,000	\$ 7,000
<b>UTILITIES</b>					
6371 ELECTRIC UTILITIES	\$ -	\$ 108	\$ 1,101	\$ 3,000	\$ 2,000
<b>DUES, SUBSCRIPTIONS, AND REGISTRATION FEES</b>					
6451 MEMBERSHIP DUES	\$ 2,242	\$ -	\$ 200	\$ -	\$ -
6452 SUBSCRIPTIONS	-	98	-	-	-
<b>DUES, SUBSCRIPTIONS, AND REGISTRATION FEES</b>	<b>\$ 2,242</b>	<b>\$ 98</b>	<b>\$ 200</b>	<b>\$ -</b>	<b>\$ -</b>
<b>CONTRACTED SERVICES</b>					
6489 OTHER CONTRACTED SERVICES	\$ 47,660	\$ 47,600	\$ 47,660	\$ 48,000	\$ 48,000
<b>OTHER SERVICES &amp; CHARGES TOTAL</b>	<b>\$ 426,439</b>	<b>\$ 436,075</b>	<b>\$ 230,520</b>	<b>\$ 57,000</b>	<b>\$ 57,000</b>
<b>CAPITAL OUTLAY</b>					
6580 OTHER EQUIPMENT	\$ -	\$ 111,669	\$ -	\$ -	\$ -
<b>TRANSFERS OUT</b>					
6820 OPERATING TRANSFERS TO OTHER FUNDS	\$ -	\$ -	\$ 286,874	\$ -	\$ -
<b>TOTAL EXPENDITURES &amp; OTHER FINANCING</b>	<b>\$ 547,035</b>	<b>\$ 757,324</b>	<b>\$ 616,873</b>	<b>\$ 187,268</b>	<b>\$ 207,802</b>

City of Ramsey  
2014 Requested Housing Redevelopment Authority Fund Budget

**HOUSING REDEVELOPMENT AUTHORITY FUND 295 - EXPENDITURE DETAIL**

	2010 Actual	2011 Actual	2012 Actual	2013 Adopted	2014 Requested
<b>6102 Wages &amp; Salaries</b>					
Personnel	\$ 37,221	\$ 123,895	\$ 58,407	\$ 107,410	\$ 111,780
EDA Manager (Funded 20% TIF, 34% EDA, 46% HRA)					
Assistant to City Admin (Funded 15% HRA)					
City Admin (Funded 39% HRA)					
Development Services Manager (Funded 15% HRA)					
<b>6104 Wages &amp; Salaries-Part Time</b>					
Stipend for HRA Meeting \$25/mtg	\$ -	\$ 6,175	\$ 5,025	\$ 6,000	\$ 6,000
<b>6246 Marketing &amp; Promotional Supplies</b>					
COR Website Domains	\$ 2,234	\$ 1,750	\$ 3,000	\$ -	\$ -
COR Marketing	67,801	57,600	21,783	-	-
	\$ 70,035	\$ 59,350	\$ 24,783	\$ -	\$ -
<b>6249 Miscellaneous Operating Supplies</b>					
Miscellaneous	\$ 7,477	\$ 476	\$ 1,769	\$ -	\$ -
<b>6304 Legal Fees</b>					
Legal Fees	\$ 32,424	\$ 77,390	\$ 75,262	\$ -	\$ -
<b>6315 Miscellaneous Professional Services</b>					
Development Management Contract & Exp	\$ 311,750	\$ 267,359	\$ 57,282	\$ -	\$ -
Misc Consulting Services	12,136	16,581	36,952	-	-
	\$ 323,886	\$ 283,940	\$ 94,234	\$ -	\$ -
<b>6322 Postage</b>					
Mailing Housing Surveys	\$ 7	\$ 938	\$ 520	\$ -	\$ -
<b>6331 Travel/Meals/Lodging</b>					
Travel for COR	\$ 12,003	\$ 19,858	\$ 4,949	\$ -	\$ -
<b>6334 Mileage Reimbursement</b>					
Reimbursement for Personnel use of auto	\$ -	\$ 36	\$ -	\$ -	\$ -
<b>6335 Training</b>					
Misc HRA Conferences	\$ 3,655	\$ 242	\$ 339	\$ -	\$ -
<b>6361 General Liability/Property/Auto Insurance</b>					
Share of applicable insurance coverage.	\$ 4,562	\$ 5,865	\$ 6,255	\$ 6,000	\$ 7,000
<b>6371 Electric Utilities</b>					
Electric for COR Sign	\$ -	\$ 108	\$ 1,101	\$ 3,000	\$ 2,000

City of Ramsey  
2014 Requested Housing Redevelopment Authority Fund Budget

**HOUSING REDEVELOPMENT AUTHORITY FUND 295 - EXPENDITURE DETAIL**

	2010 Actual	2011 Actual	2012 Actual	2013 Adopted	2014 Requested
<b>6451 Dues</b>					
ICSC	\$ 2,242	\$ -	\$ 200	\$ -	\$ -
<b>6452 Subscriptions</b>					
MN Real Estate Journal & Business Journal	\$ -	\$ 98	\$ -	\$ -	\$ -
<b>6489 Other Contracted Services</b>					
Park Ramp Maintenance Agreement	\$ 47,660	\$ 47,600	\$ 47,660	\$ 48,000	\$ 48,000
<b>6580 Other Equipment</b>					
Signs	\$ -	\$ 111,669	\$ -	\$ -	\$ -
<b>6820 Transfers Out</b>					
Land sale transfer per policy	\$ -	\$ -	\$ 286,874	\$ -	\$ -