

**City of Ramsey**  
**Agenda**  
**City Council Work Session**  
**Tuesday, July 23, 2013**  
**5:30 pm**  
**Lake Itasca Room, 7550 Sunwood Drive NW**

- 1. Call to Order**
- 2. Topics for Discussion**
  - 1. Overview of 2014 Budget Process**
- 3. Future Topics for Discussion - *See Attached Calendar***
- 4. Mayor/Council/Staff Input**
- 5. Adjournment**

**CC Work Session**

**2. 1.**

**Meeting Date:** 07/23/2013

**By:** Diana Lund, Finance

---

**Title:**

Overview of 2014 Budget Process

**Background:**

Staff presented a brief summary of the status of the 2014 Budgets: General Fund, Economic Development Authority (EDA) and the Housing and Redevelopment Authority (HRA) to the Finance Committee on July 16, 2013.

Proposed budgets need to be adopted by September 15, 2013. This will be the first worksession leading up to this date to discuss the city's proposed budgets, tax rates, LGA, Levy Limits, debt funding, road reconstruction funding, etc.

The Finance Committtee discussed how all of the budget information can be transparent to the residents. A summary of the status of the 2014 preliminary budgets/levies will be given during the Mayor/Staff Input section of the regular City Council meeting of July 23.

Staff is still working on the budgets, so the items presented are still in the preliminary stages.

**Notification:**

The following items are attached for review:

- Slide Presentation Outlining Details of Budgets/Levy
- 2014 Preliminary Budget Notes
- 2014 Preliminary General Fund Budget
- 2014 Preliminary EDA Budget
- 2014 HRA Budget
- Strategic Goals

**Funding Source:**

Not Applicable.

**Council Action:**

Review of Prlimiary General Fund Budget, EDA Budget, HRA budget and respective proposed levies.

---

**Attachments**

Slide Presentation Outlining Details of Budget/Levy

2014 Preliminary Budget Notes

2014 Preliminary General Fund Budget

2014 Preliminary EDA Budget

2014 Preliminary HRA Budget

Strategic Goals

---

**Form Review**

**Inbox**  
Kurt Ulrich


**Reviewed By**  
Kurt Ulrich

**Date**  
07/18/2013 01:01 PM

Form Started By: Diana Lund

Started On: 07/18/2013 11:19 AM

Final Approval Date: 07/18/2013



**July 23, 2013**

**2014 Levy & General Fund  
Budget**

RAMSEY  
MUNICIPAL  
CENTER

7550

RAMSEY MUNICIPAL CENTER

# City of Ramsey

## 2014 Preliminary Levy Summary

<u>Proposed Tax Levies:</u>	<u>2013</u>	<u>2014**</u>
General Fund Levy	\$7,248,829	\$7,345,779
EDA Levy	104,466	136,739
Debt Service Levies:		
CIP Bond (Fire Station #1)	152,289	147,630
2013 Capital Equipment Certificates	0	76,145
Lease Revenue Bond (Municipal Ctr)	492,629*	1,018,063
	<hr/>	<hr/>
Total Proposed Levy	\$7,998,213	\$8,724,356

\*Total Muni Center Debt \$1,018,063 (Refinanced Muni Debt in 2012.  
2013 debt levy reduced by 2012 debt savings from refinancing)

\*\*2014 is under levy limits (EDA & General Fund). City is allowed to  
levy an additional \$129,223 over last years levy (Not including debt)

# 2014 GENERAL FUND BUDGET AND LEVY

## **2014 Total levy of \$8,724,356 – Assuming Levy Limits**

Increase of \$726,143 or 9.08% from 2013

Most of increase attributed to debt (Muni Debt at full amount-2013 was able to refinance savings)

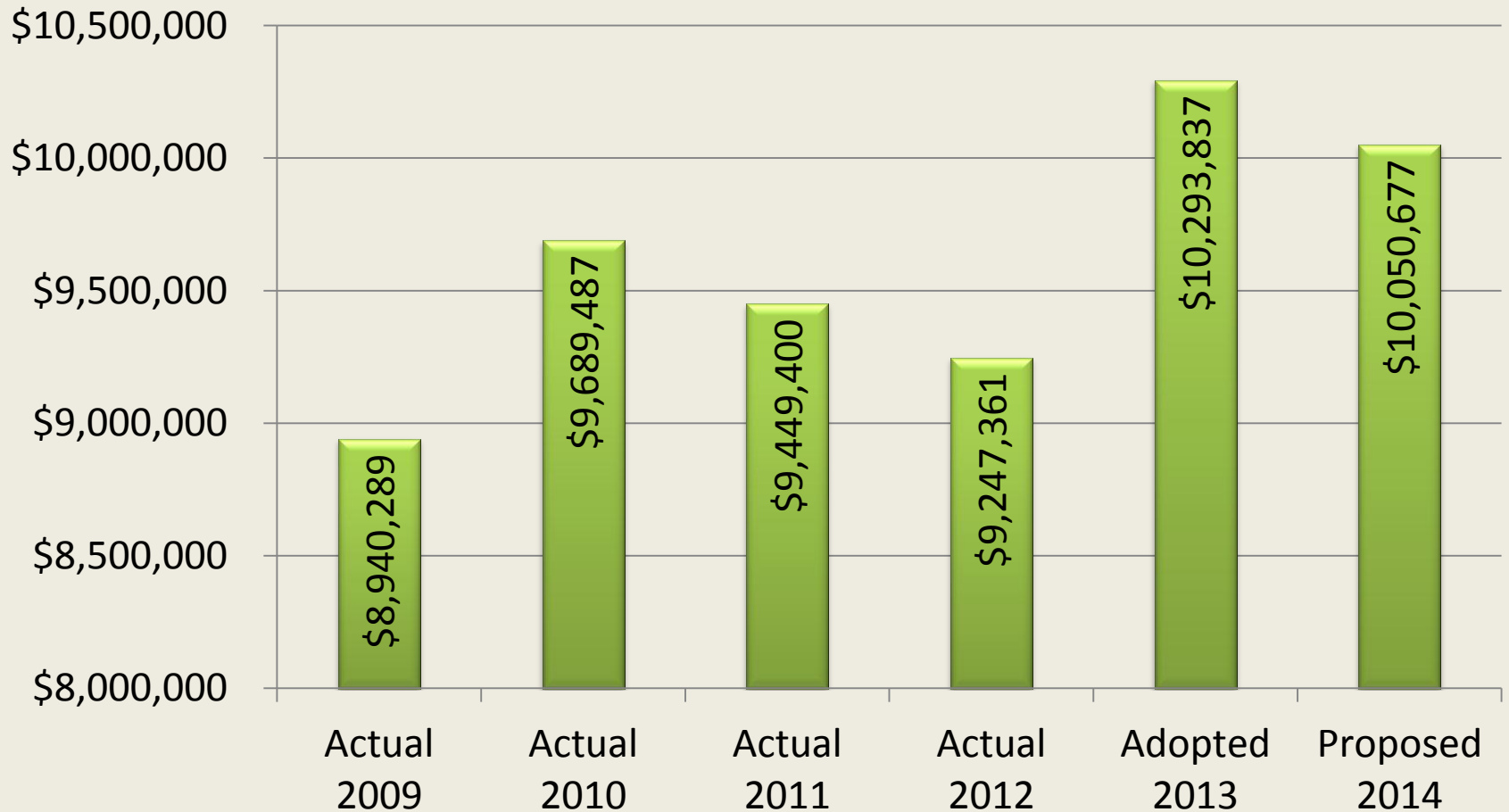
**2014 General Fund Budget: \$10,050,677 (All Requests, \$156,493 over Levy Limits)**

Decrease of \$243,160 or 2.36% from 2013 Adopted

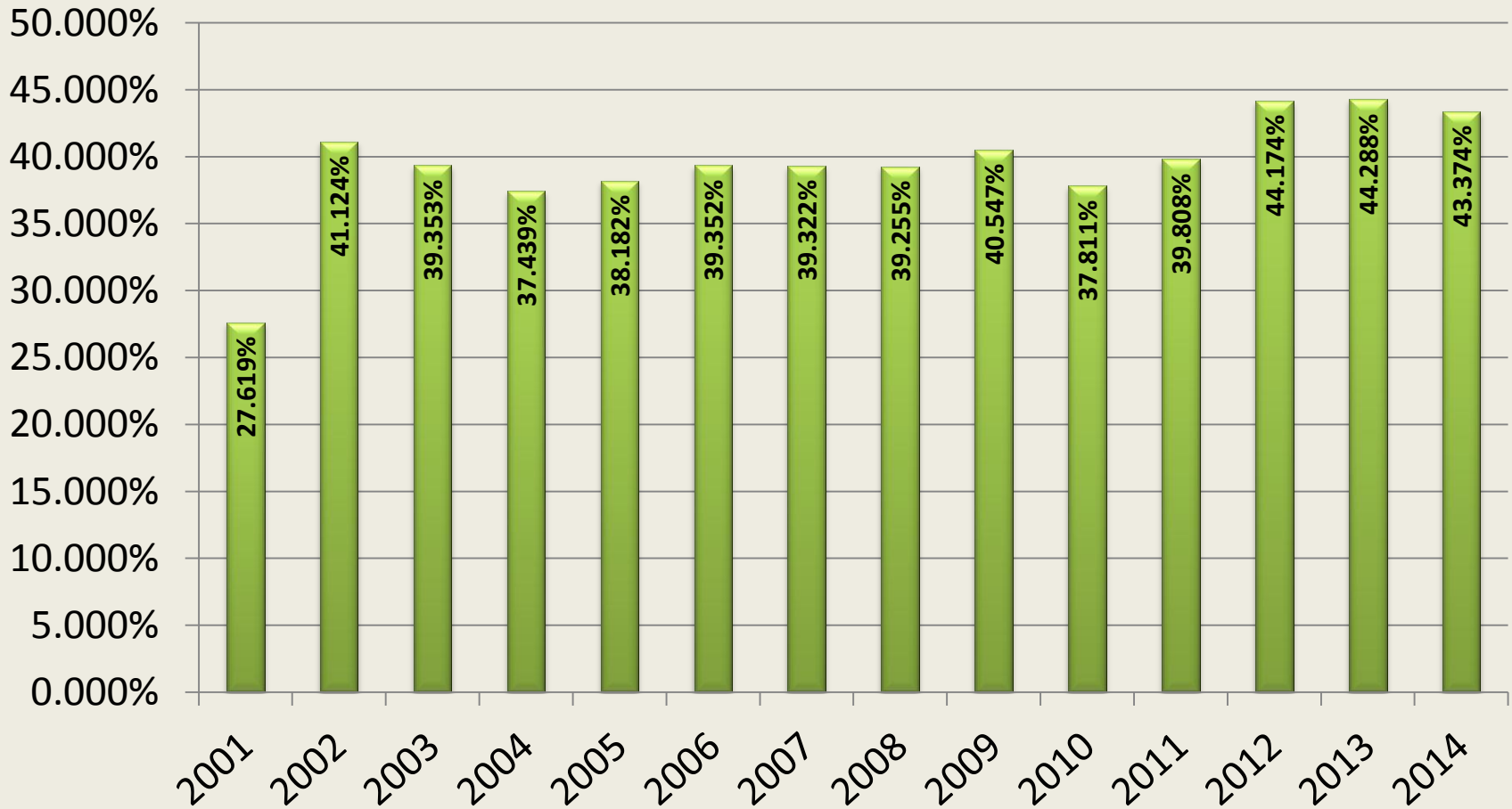
**2014 Proposed Tax Capacity Rate 43.37%**

2013 Tax Capacity rate of 44.29%

# GENERAL FUND BUDGET EXPENDITURE COMPARISON

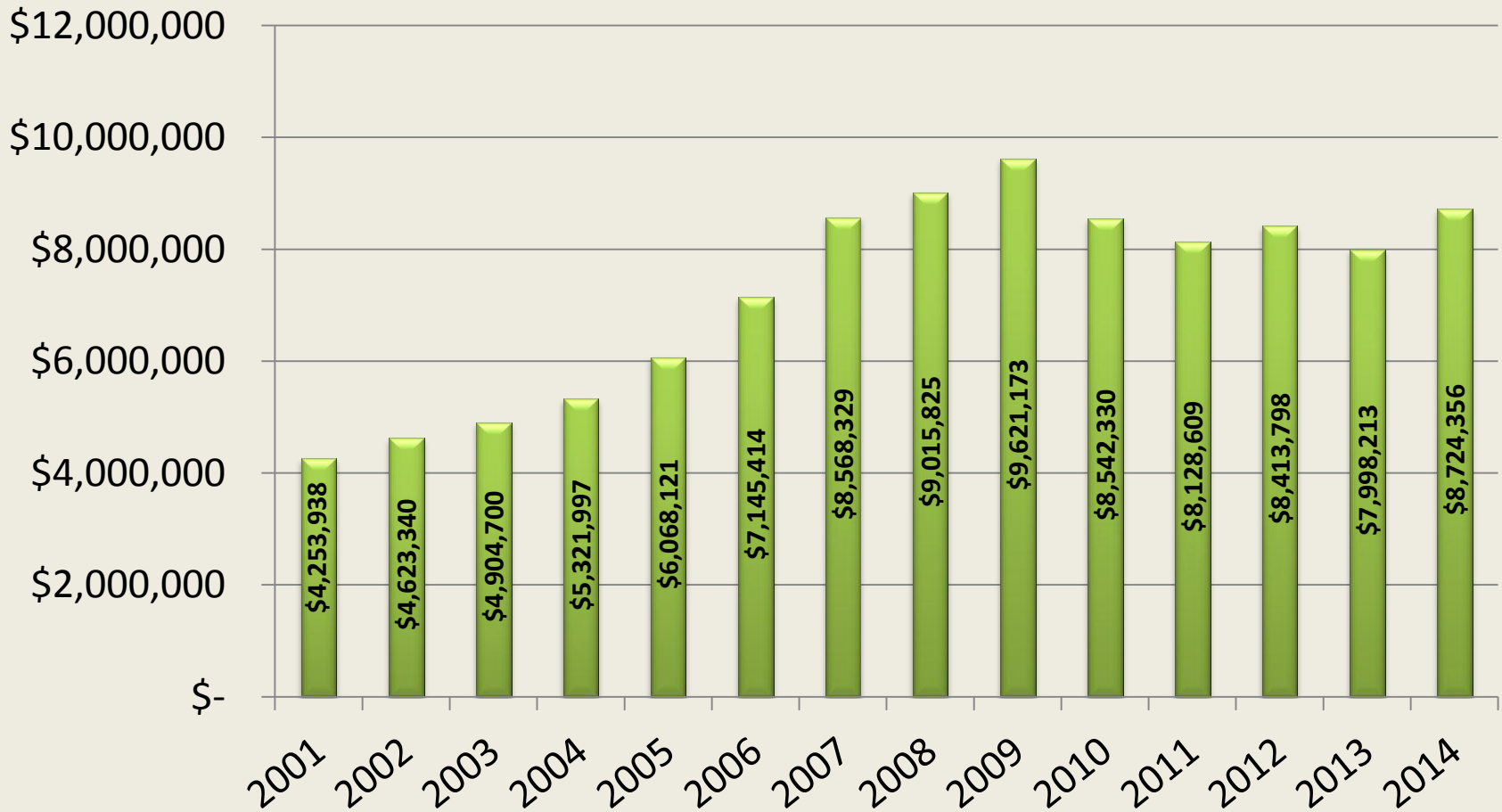


# Tax Capacity Rate Comparison



# TOTAL LEVY

## GENERAL FUND, EDA, & DEBT SERVICE




# City of Ramsey Proposed Levy Total Budget and Property Taxes

## TAXES

2013 Levied Taxes	\$7,998,213
-------------------	-------------

2014 Proposed Tax Levy	\$8,724,356
------------------------	-------------

Change from 2013 to 2014



9.08%

\$726,143

# City of Ramsey Final Proposed Levy Total Budget and Property Taxes

## Local Tax Rate:

2013 Tax Rate	44.288%
---------------	---------

2014 Proposed Tax Rate	43.374%
------------------------	---------

Change from 2013 to 2014



(.914%)

# Calculation of 2014 Tax Capacity Rate

## 2014 PROPOSED LEVY-WITH LEVY LIMIT

	Certified	Fiscal Disparities	Local Levy	Taxable Value (9.72% Increase) *	Tax Capacity
General	7,345,779	1,227,946	6,117,833	\$16,175,122	37.822%
EDA	136,739	32,479	104,260	\$16,175,122	0.645%
Bonds	<u>1,241,838</u>	<u>448,137</u>	<u>793,701</u>	\$16,175,122	<u>4.907%</u>
	<b>8,724,356</b>	<b>1,708,562</b>	<b>7,015,794</b>		<b>43.374%</b>

\*Taxable Value Increased due to TIF 2 Decertifying December 31, 2013. Fiscal Disparities & Tax Value are estimates only – per Anoka County

## 2013 ADOPTED LEVY

	Certified	Fiscal Disparities	Local Levy	Taxable Value (10.07% Decrease)	Tax Capacity
General	7,248,829	1,211,739	6,037,090	\$14,741,934	40.952%
EDA	104,466	24,813	79,653	\$14,741,934	0.540%
Bonds	<u>644,918</u>	<u>232,729</u>	<u>412,189</u>	\$14,741,934	<u>2.796%</u>
	<b>7,998,213</b>	<b>1,469,281</b>	<b>6,528,932</b>		<b>44.288%</b>

# Net Change in Tax Capacity Value From 2013 to 2014 of 9.72%

Why 9.72% Increase:

- Tax Increment Financing District #2 Came Back On-Line  
This Industrial Park Site brought back approximately  
1.3M of tax capacity base.
  - TIF # 2 area: Includes Business Park 95 & Gateway  
North Industrial Park
- Overall Change in tax capacity value from 2013 to 2014  
Excluding TIF #2: Decrease of 0.28%

# City of Ramsey Proposed Levy Total Budget and Property Taxes

## Budgeted Expenditures

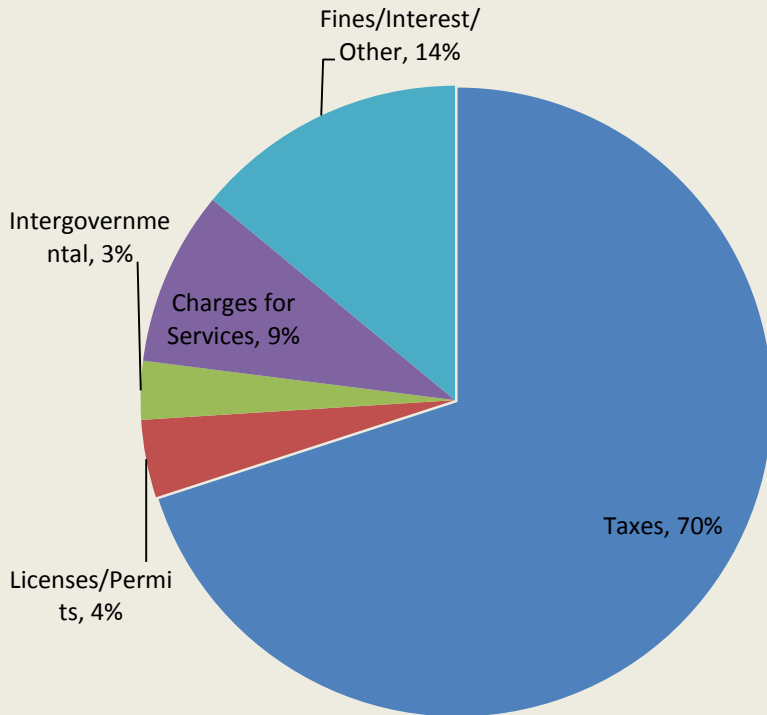
2013 Adopted Budget	\$ 10,293,837
Proposed 2014 Budget	\$ 10,050,677*
Change from 2013 to 2014	(2.36%) (\$243,160)

\*All budget requests-Staff will bring back to meet  
levy limit requirement

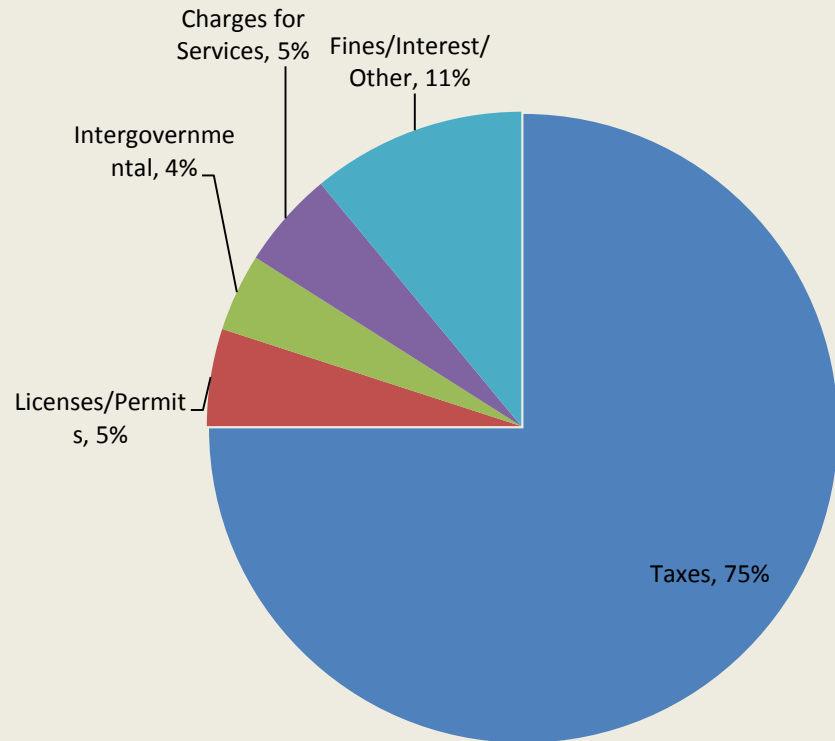
# General Fund

## Where It Comes From

### 2013 - General Fund Revenues



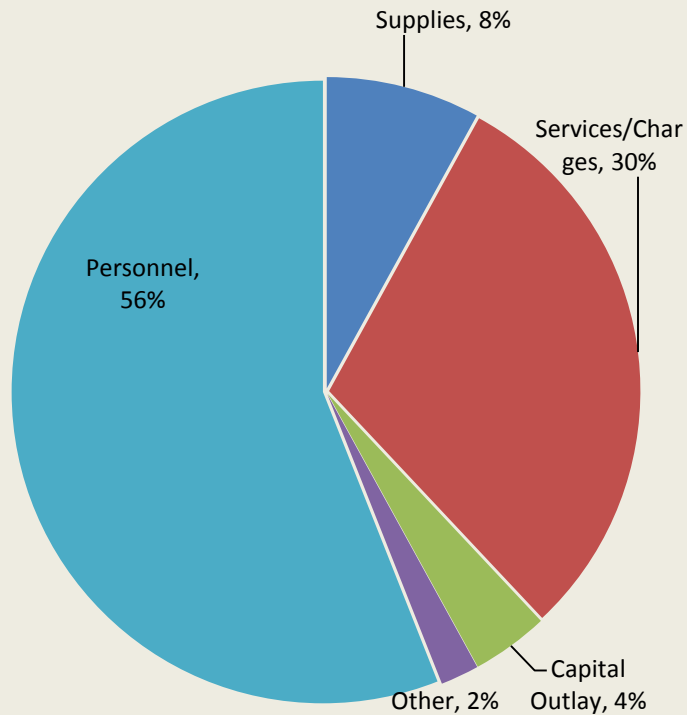
### 2014 - General Fund Revenues



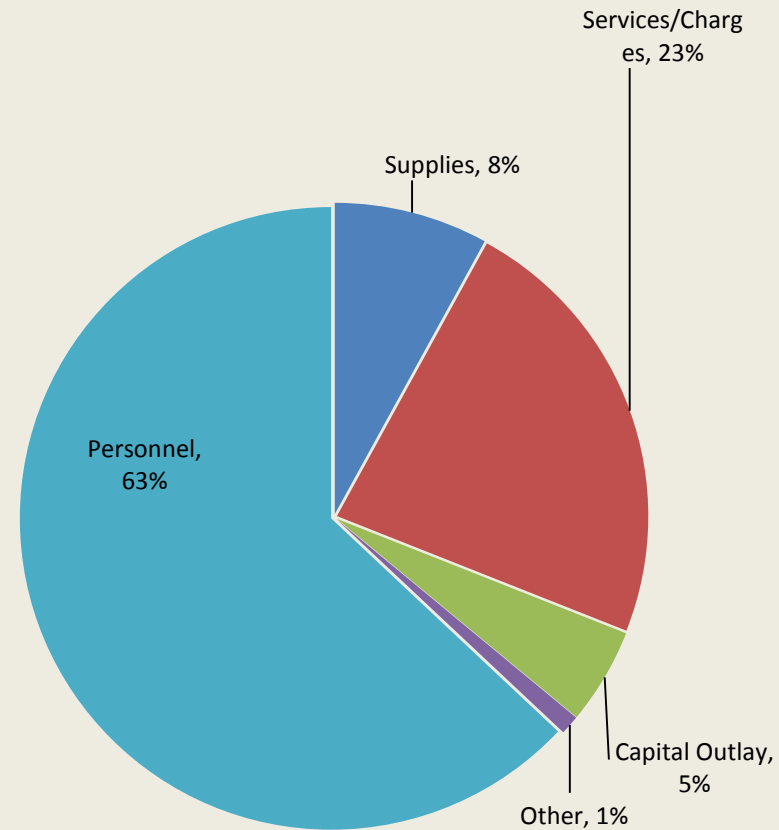
# 2014

## Proposed General Fund Expenditures - By Type

### 2013 Expenditures

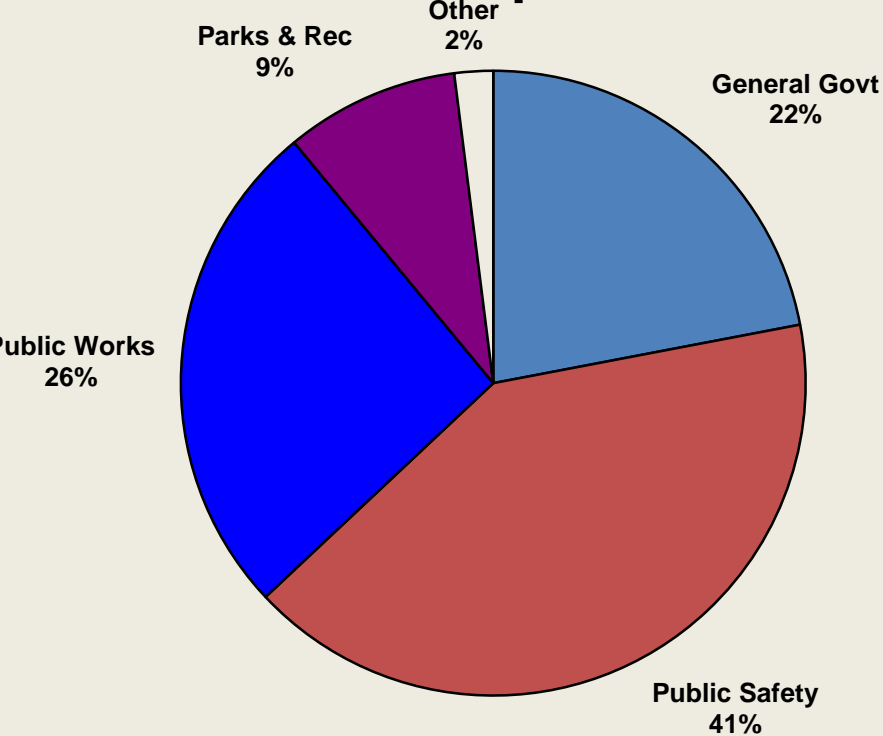


### 2014 Expenditures

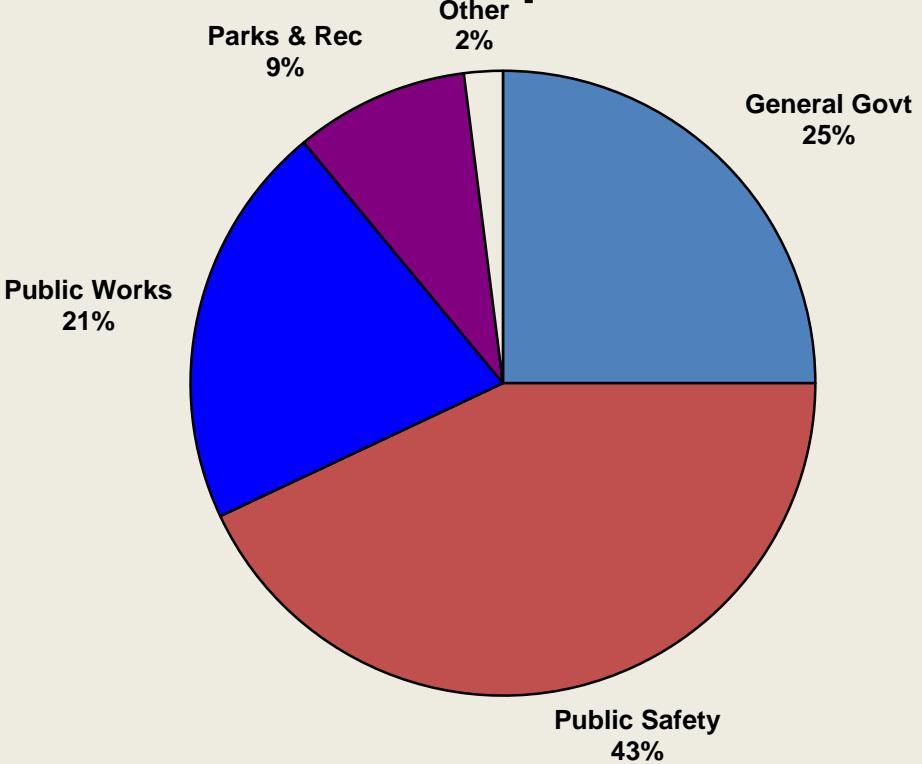


# 2014 Proposed General Fund Expenditures - By Function

## 2013 Expenditures

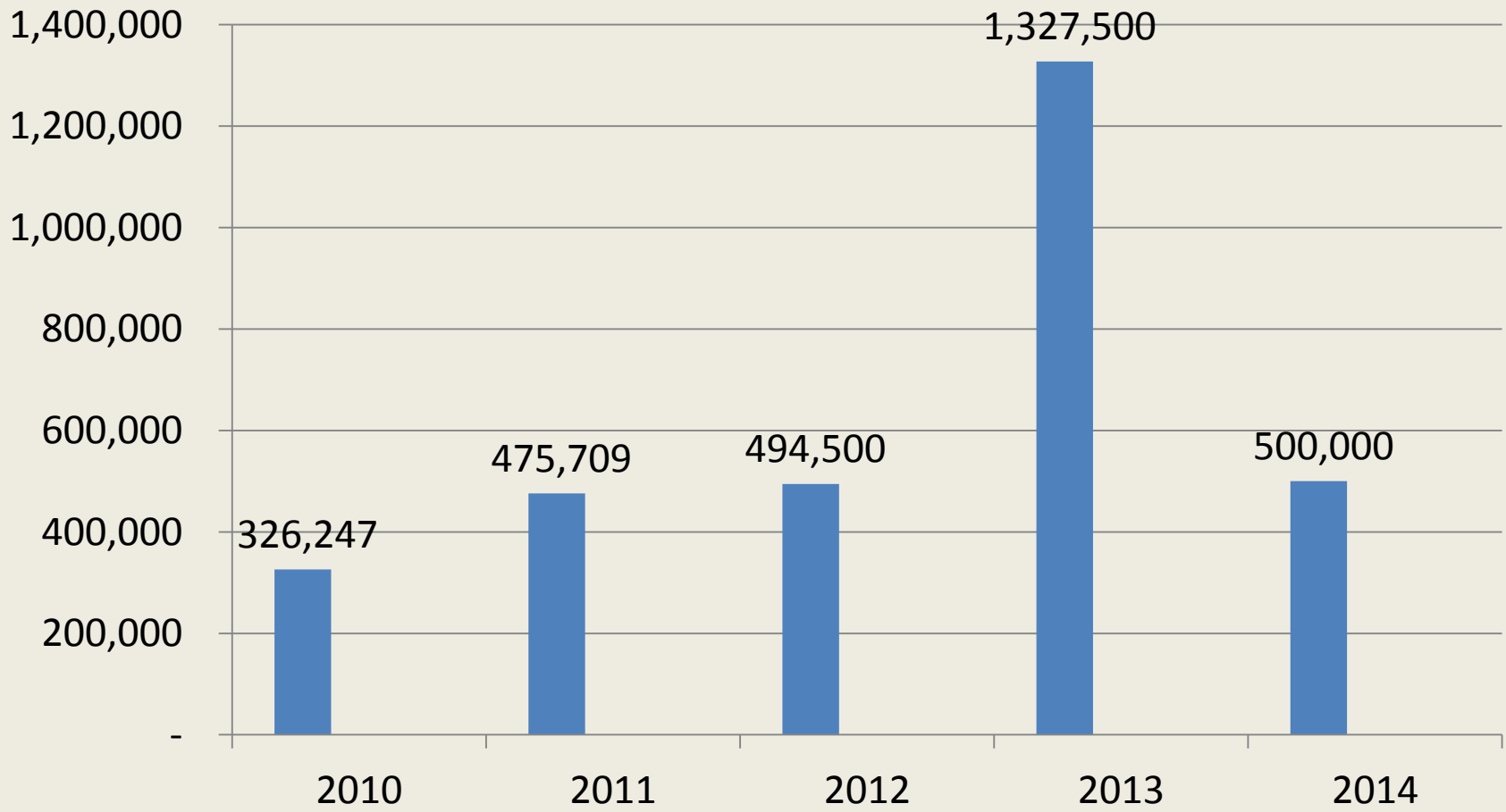


## 2014 Expenditures



# CITY OF RAMSEY

## General Fund Budget-Road Funding



# 2014 EDA/HRA BUDGET AND LEVY

## EDA/HRA Budgets & Levies:

### EDA:

- \*Levy of \$136,739 (\$104,466-2013) 30.89% Increase
- \*ED Mgr Position (EDA-34%, HRA-46% & TIF-20% Funded)
- \*Calculates into city's net tax capacity rate of 43.374%
- \*Maximum Levy per Statute: \$327,574


### HRA:

- \*Levy of \$207,802 (\$187,268-2013) 10.96% Increase
- \*ED/HRA Mgr Position (EDA, HRA & TIF Funded)
- \*Does not calculate into city's net tax capacity rate
- \*Maximum Levy per Statute: \$334,260

# 2014 - ALL BUDGETS

## Summary

- Staff is still working to bring a balanced budget to the City Council for Adoption at the 9-10-13 City Council meeting
- Determination of Use of HRA County Funds to help offset budgets
- EDA/HRA: Do these merge together? Which statutes rule? City under levy limits for 2014.



**Questions?**

## 2014 Preliminary Budgets as of 7-10-13: UPDATED

LEVY LIMIT: \$7,482,518 (General Fund & EDA Fund)- \$7,353,295-2013

-Estimated tax capacity rate of 43.37% (44.29% in 2013). TIF 2 decertified in 2013.

-City can only increase regular General levy & EDA levy by \$129,223 over 2013 adopted

-Debt Levy falls outside of limits:

Debt Levy Proposed for 2014: \$1,241,838 (\$644,918-2013)

Debt increase attributed to:

1. 2013 \$635,000 Capital Equipment Certificates-Annual levy Est of \$76,145
2. Refinanced Muni Debt in 2012-Used savings from refinancing to reduce 2013 Levy on muni debt

-Proposed 2014 Tax Levy Requests of General Fund & EDA: \$7,639,011

-Amount of Budget Reductions Needed in General/EDA Budgets to Reach levy limit:  
\$156,493

### GENERAL FUND:

Proposed Budget: \$10,050,677 (\$10,293,837) Decrease of \$243,160

Proposed Levy: \$7,502,272 (Exceeds levy Limits)

Major Changes from 2013 Adopted Budget:

Revenue:

-Property tax: Proposed General Levy of \$7,502,272 (exceeds levy limits)

-Building Permit Revenue \$27,885 (Offset by In-House Bldg Inspector)

-LGA-2013 Legislative Session reinstated \$91,376 (was \$0 since 2003)  
( Had to subtract in calculating levy limits)

-Special Police Services decreased by \$25,000-County Systems Admin contract ended

-Engr Revenue decreased by \$372,500 (\$577,500-2013/\$205,000-2014)  
Attributed to decrease in road funding in General Fund Budget from  
\$1,327,500 to \$500,000)

-Transfers in from other funds decrease of \$260,272 – One time funding from the PIR  
Fund in 2013 for road maintenance funding (\$219,493 decrease)

## GENERAL FUND CONTINUED:

### Expenditures:

- Cola-2.5% Non-Union; 2% January 1, 2% July 1-LELS (Per Contract)  
2% January 1, 1% July 1-AFSCME (Per Contract)
  
- Police Pera (Mandatory rate increase)-\$26,000
  
- Personnel Changes From Strategic Planning Document
  - FT Office Assistant-\$55,853
  - PT IT Tech-\$24,259
  - 5 Position Reclasses-\$16,968
  - 7 Interns-\$87,077
  - Patrol Officer (bring to prior year levels)-\$67,942
  - P&R Maint Worker (bring to prior year levels)-58,261  
This could be utility worker & funded from Enterprise Funds)
  
- Contracted Communication Services (Per Strategic Planning)-\$50,000
  
- Training for Supervisors (Per Strategic Planning)-\$5,000
  
- Professional Survey (Per Strategic Planning)-\$7,500
  
- Election Year-Increase of \$38,000
  
- Professional Services in Building decreased by \$63,000, but offset with Building Official position included in personnel costs
  
- Road Maintenance Funding Decreased from \$1,327,500 to \$500,000 (levels prior to year 2013). TIF #4 \$275,000 helps fund (2014 will be last year of funding/Decertifies)
  
- Capital Equipment of \$481,950 to be funded from Equipment Revolving Fund?  
Estimated Fund balance after purchases of approximately \$1.35M

## **EDA FUND:**

Maximum Levy Per Statutes: \$327,574 (.0001813 X \$1,806,808,800 Assessors Market Value-2013 Legislative Change)

Calculates into 2014 Levy Limits of \$7,482,518

Proposed Budget: \$136,739

Proposed Levy: \$136,739

Major Changes from 2013 Adopted Budget:

-Economic Development Manager funded 34% (20% in 2013)

## **HRA FUND:**

Maximum Levy Per Statutes: \$334,260 (.000185 X \$1,806,808,800 Assessors Market Value-2013 Legislative Change)

Does Not calculate into 2014 Levy Limits of \$7,482,518

Proposed Budget: \$207,802

Proposed Levy: \$207,802

Tax Effect on Home Valued at \$200,000 – \$25.39

Major Changes from 2013 Adopted Budget:

-Economic Development Manager funded 46% (60% in 2013)


-Does not include funding for legal expenses in COR if issues arise

## **Prior to Preliminary Budget/Levy Adoption in September:**


-Staff to determine budget cuts in the amount of \$156,493 to reach levy limits

-Possible Use of Anoka County HRA funds to fund EDA/HRA budgets: Approximately \$220,000 available from annual county levy.





CITY OF RAMSEY  
-GENERAL FUND-  
**REQUESTED BUDGET**  
For Fiscal Year 2014



**THIS PAGE INTENTIONALLY LEFT BLANK**

City of Ramsey 2014 Requested General Fund Budget

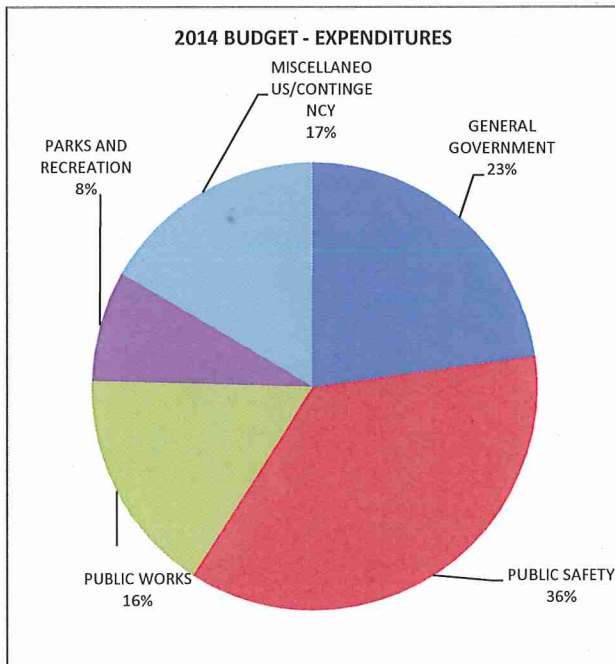
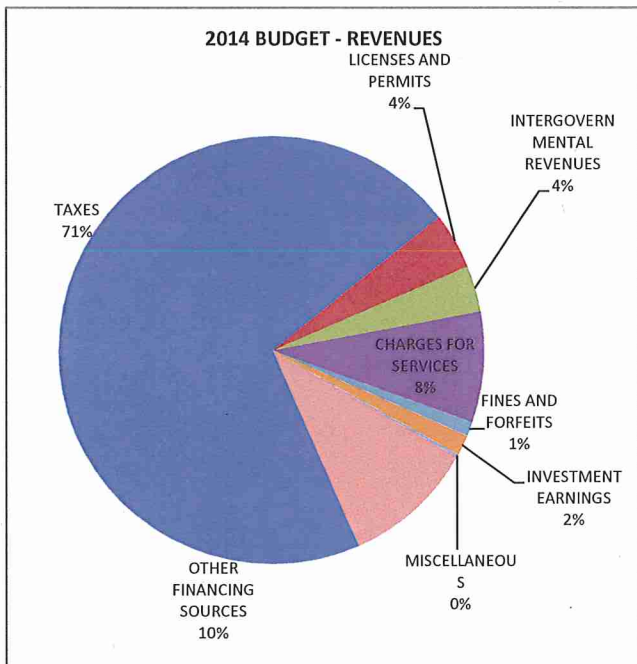
GENERAL FUND 101 - BUDGET SUMMARY

REVENUES

	-2010 Actual-	-2011 Actual-	-2012 Actual-	-2013 Adopted-	-2014 Requested-
TAXES	6,843,652	6,624,887	7,023,839	7,233,829	7,482,272
LICENSES AND PERMITS	412,072	361,443	531,710	437,700	466,300
INTERGOVERNMENTAL REVENUES	336,188	337,673	320,772	305,300	400,126
CHARGES FOR SERVICES	810,738	1,067,467	491,953	915,750	524,700
FINES AND FORFEITS	100,199	105,833	74,720	89,000	76,000
INVESTMENT EARNINGS	150,000	100,000	80,000	80,000	75,000
MISCELLANEOUS	21,326	33,574	16,914	10,500	10,500
OTHER FINANCING SOURCES	965,046	629,488	1,054,616	1,221,758	961,486
<b>TOTAL REVENUES</b>	<b>9,639,221</b>	<b>9,260,365</b>	<b>9,594,524</b>	<b>10,293,837</b>	<b>9,996,384</b>

EXPENDITURES

	-2010 Actual-	-2011 Actual-	-2012 Actual-	-2013 Adopted-	-2014 Requested-
GENERAL GOVERNMENT	2,438,559	2,216,649	2,275,829	2,220,181	2,575,817
PUBLIC SAFETY	3,883,322	4,059,795	4,147,829	4,210,370	4,239,064
PUBLIC WORKS	1,741,995	1,744,542	1,731,576	2,708,681	2,099,031
PARKS AND RECREATION	854,563	875,906	873,905	930,066	909,303
MISCELLANEOUS/CONTINGENCY	1,771,048	232,258	218,222	224,539	173,169
<b>TOTAL EXPENDITURES</b>	<b>10,689,487</b>	<b>9,129,150</b>	<b>9,247,361</b>	<b>10,293,837</b>	<b>9,996,384</b>



**THIS PAGE INTENTIONALLY LEFT BLANK**

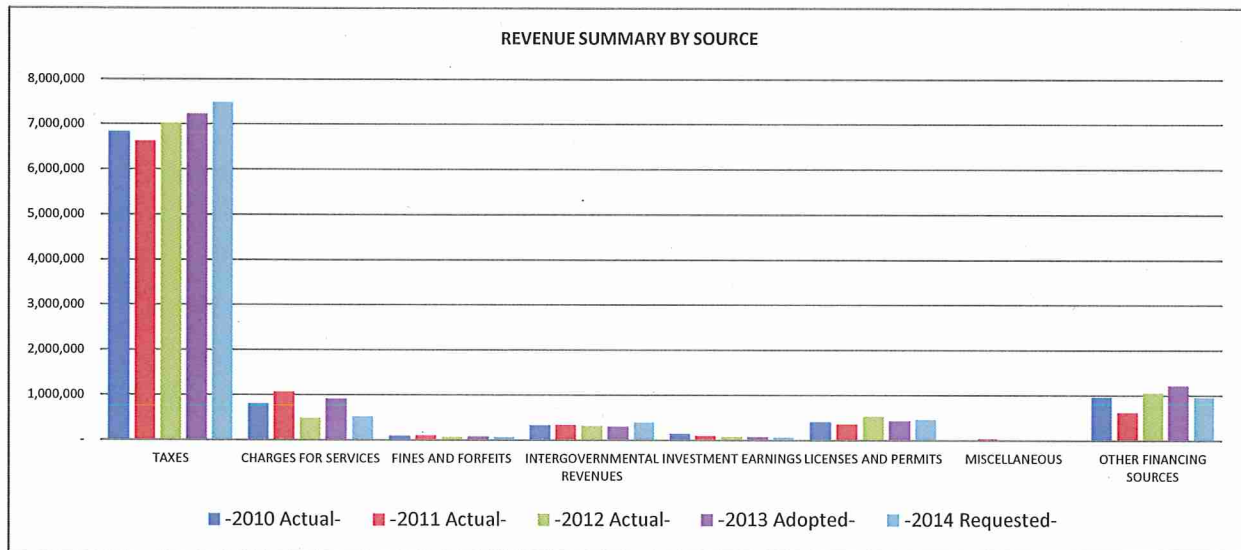
City of Ramsey 2014 Requested General Fund Budget

2010 Actual	2011 Actual	2012 Actual	2013 Adopted	2014 Requested
-------------	-------------	-------------	--------------	----------------

GENERAL FUND 101 - REVENUE SUMMARY	-2010 Actual-	-2011 Actual-	-2012 Actual-	-2013 Adopted-	-2014 Requested-
TAXES	6,843,652	6,624,887	7,023,839	7,233,829	7,482,272
CHARGES FOR SERVICES	810,738	1,067,467	491,953	915,750	524,700
FINES AND FORFEITS	100,199	105,833	74,720	89,000	76,000
INTERGOVERNMENTAL REVENUES	336,188	337,673	320,772	305,300	400,126
INVESTMENT EARNINGS	150,000	100,000	80,000	80,000	75,000
LICENSES AND PERMITS	412,072	361,443	531,710	437,700	466,300
MISCELLANEOUS	21,326	33,574	16,914	10,500	10,500
OTHER FINANCING SOURCES	965,046	629,488	1,054,616	1,221,758	961,486
<b>TOTAL REVENUES</b>	<b>9,639,221</b>	<b>9,260,365</b>	<b>9,594,524</b>	<b>10,293,837</b>	<b>9,996,384</b>

HISTORICAL LEVY AMOUNTS

2009 LEVY \$	8,092,034.00	6.33%
2010 LEVY \$	7,194,194.00	-11.00%
2011 LEVY \$	6,992,127.00	-3.00%
2012 LEVY \$	6,997,150.00	0.07%
2013 LEVY \$	7,248,829.00	3.60%
2014 LEVY	TBA	TBA



City of Ramsey 2014 Requested General Fund Budget

	2010 Actual	2011 Actual	2012 Actual	2013 Adopted	2014 Requested
<b>GENERAL FUND 101 - REVENUE BY SOURCE</b>					
<b>TAXES</b>	<b>-2010 Actual-</b>	<b>-2011 Actual-</b>	<b>-2012 Actual-</b>	<b>-2013 Adopted-</b>	<b>-2014 Requested-</b>
4011 CURRENT-AD VALOREM TAXES	5,476,195	5,256,810	5,592,571	6,198,829	6,452,272
401A CURRENT-UNCOLLECTED ALLOWANCE	-	-	-	(100,000)	(100,000)
4012 DELINQUENT-AD VALOREM TAXES	130,444	100,364	98,872	60,000	60,000
4014 FISCAL DISPARITIES	1,199,637	1,161,214	1,234,840	1,050,000	1,050,000
4015 EXCESS TAX INCREMENTS	28,307	98,079	73,989	20,000	10,000
4018 PENALTY/IINT-AD VALOREM TAXES	9,069	8,420	23,567	5,000	10,000
<b>TAXES Total</b>	<b>6,843,652</b>	<b>6,624,887</b>	<b>7,023,839</b>	<b>7,233,829</b>	<b>7,482,272</b>
<b>LICENSES AND PERMITS</b>					
<b>- BUSINESS LICENSES/PERMITS</b>					
4140 CREDIT CARD PROCESSING FEES	-	(6,710)	(3,199)	(5,000)	(7,000)
4155 LIQUOR-ON SALE	42,940	42,500	42,660	40,000	42,000
4156 LIQUOR-OFF SALE	1,300	1,120	1,120	1,100	1,100
4157 NON-INTOXICATING LIQUOR	200	-	-	200	-
4159 MECHANICAL LICENSE	7,700	8,300	5,650	7,500	6,000
4163 PAWNSHOP LICENSE	3,000	7,365	8,318	7,500	5,000
4164 CIGARETTE SALES LICENSE	4,700	1,700	3,650	2,000	2,000
4165 REFUSE HAULERS LICENSE	1,600	500	600	400	400
4166 MOTOR VEHICLES LICENSE	7,846	2,790	5,340	4,000	3,000
4168 PEDDLERS LICENSE	2,855	1,835	1,155	1,000	1,000
4169 GASOLINE SALES LICENSE	3,600	750	2,500	1,800	1,800
4170 OTHER BUSINESS LICENSES & PERM	5,138	1,605	635	1,500	1,500
4171 INVESTIGATIVE FEES	-	2,613	1,369	-	-
<b>- NON-BUSINESS LICENSES/PERMITS</b>					
4205 BUILDING PERMIT	21,151	163,590	295,465	260,000	260,000
4206 PLUMBING PERMIT	227,886	16,391	36,591	20,000	25,000
4207 ANIMAL LICENSE	825	1,000	1,315	700	500
4208 HEATING PERMIT	25,800	20,913	35,974	20,000	25,000
4209 CONDITIONAL USE PERMIT	5,400	3,000	4,100	6,000	4,000
4211 SIGN PERMITS	1,375	3,350	2,425	2,000	2,000
4212 RENTAL LICENSE	2,025	10,875	-	1,000	5,000
4213 FIRE PERMIT	2,366	3,899	5,409	2,000	3,000
4214 ELECTRICAL INSPECTION PERMIT	15,438	36,005	41,561	30,000	40,000
4220 SEPTIC SYSTEM PERMIT	14,440	15,070	27,067	20,000	30,000
4221 URBAN SEWER PERMIT	4,425	1,650	4,725	7,000	7,000
4222 URBAN WATER PERMIT	4,675	17,250	4,725	7,000	7,000
4230 OTHER NON-BUSINESS LIC & PERM	5,387	4,082	2,555	-	1,000
<b>LICENSES AND PERMITS Total</b>	<b>412,072</b>	<b>361,443</b>	<b>531,710</b>	<b>437,700</b>	<b>466,300</b>
<b>INTERGOVERNMENTAL REVENUES</b>					
<b>- FEDERAL INTERGOVERNMENTAL</b>					
4253 FEDERAL EXCISE TAX REFUND	6,000	7,485	7,000	7,000	7,000
<b>- STATE INTERGOVERNMENTAL</b>					
4262 LOCAL GOVERNMENT AID	-	-	-	-	91,376
4263 MARKET VALUE HOMESTEAD CREDIT	24,153	22,853	9,066	-	-
4268 MSA FOR STREETS	140,000	140,000	140,000	140,000	140,000
4269 POLICE - INSURANCE PREMIUM TAX	152,222	152,999	149,407	150,000	150,000
4271 POST BOARD REIMBURSEMENT	8,245	8,332	7,638	8,000	8,000
4272 STATE EXCISE TAX REFUND	-	143	300	300	250
4273 OTHER STATE GRANTS & AIDS	5,568	4,068	5,568	-	3,500
<b>- LOCAL INTERGOVERNMENTAL</b>					
4287 OTHER LOCAL GOVERNMENT GRANTS	-	1,793	1,793	-	-
<b>INTERGOVERNMENTAL REVENUES Total</b>	<b>336,188</b>	<b>337,673</b>	<b>320,772</b>	<b>305,300</b>	<b>400,126</b>

City of Ramsey 2014 Requested General Fund Budget

	2010 Actual	2011 Actual	2012 Actual	2013 Adopted	2014 Requested
<b>CHARGES FOR SERVICES</b>					
4304 RENTAL FEES - REAL PROPERTY	-	-	-	-	7,500
4305 RENTAL FEES	91,022	103,981	104,456	123,750	124,000
4306 ZONING & SUBDIVISION FEES	1,325	1,600	1,375	-	-
4307 PLAN CHECKING FEES	92,494	75,533	158,967	125,000	125,000
4308 SALES OF MAPS & PUBLICATIONS	157	150	1,211	500	500
4309 ASSESSMENT SEARCHES	3,150	4,370	5,020	3,000	3,500
4312 GENERAL GOVERNMENT STAFF TIME	13,092	6,137	6,605	8,000	5,000
4326 SPECIAL POLICE SERVICES	60,239	89,592	66,626	30,000	5,000
4327 SPECIAL FIRE PROTECTION SERVIC	60,152	28,979	46,372	26,000	26,000
4328 ACCIDENT REPORTS	1,272	938	1,539	1,000	1,200
4329 OPEN BURN PERMIT FEES	1,125	1,150	1,290	1,000	1,000
4330 OTHER PUBLIC SAFETY	16,575	11,360	8,685	10,000	10,000
4337 ENGINEERING	457,460	720,671	73,954	577,500	205,000
4338 PLAN & SPECIFICATION FEES	7,030	3,775	1,650	2,000	2,000
4339 OTHER PUBLIC WORKS	5,094	13,315	5,555	8,000	8,000
4347 OTHER CULTURE-RECREATION	551	5,916	8,648	-	1,000
<b>CHARGES FOR SERVICES Total</b>	<b>810,738</b>	<b>1,067,467</b>	<b>491,953</b>	<b>915,750</b>	<b>524,700</b>
<b>FINES AND FORFEITS</b>					
4452 COURT FINES	93,854	87,008	69,143	85,000	72,000
4453 OTHER FINES & FORFEITS	2,100	9,721	-	-	-
4454 ADMINISTRATIVE FINES	4,245	9,104	5,577	4,000	4,000
<b>FINES AND FORFEITS Total</b>	<b>100,199</b>	<b>105,833</b>	<b>74,720</b>	<b>89,000</b>	<b>76,000</b>
<b>MISCELLANEOUS</b>					
4604 SURCHARGES	528	738	842	500	500
4605 ELECTION FILING FEES	-	20	70	-	-
4609 OTHER MISCELLANEOUS REVENUES	20,798	32,816	16,002	10,000	10,000
<b>MISCELLANEOUS Total</b>	<b>21,326</b>	<b>33,574</b>	<b>16,914</b>	<b>10,500</b>	<b>10,500</b>
<b>INVESTMENT EARNINGS</b>					
4701 INTEREST ON INVESTMENTS	150,000	100,000	80,000	80,000	75,000
<b>INVESTMENT EARNINGS Total</b>	<b>150,000</b>	<b>100,000</b>	<b>80,000</b>	<b>80,000</b>	<b>75,000</b>
<b>OTHER FINANCING SOURCES</b>					
<b>TRANSFERS IN</b>					
4901 TRANSFER IN FROM OTHER FUNDS	965,046	629,488	1,054,616	1,221,758	961,486
<b>OTHER FINANCING SOURCES Total</b>	<b>965,046</b>	<b>629,488</b>	<b>1,054,616</b>	<b>1,221,758</b>	<b>961,486</b>
<b>TOTAL REVENUE</b>	<b>9,639,221</b>	<b>9,260,365</b>	<b>9,594,524</b>	<b>10,293,837</b>	<b>9,996,384</b>

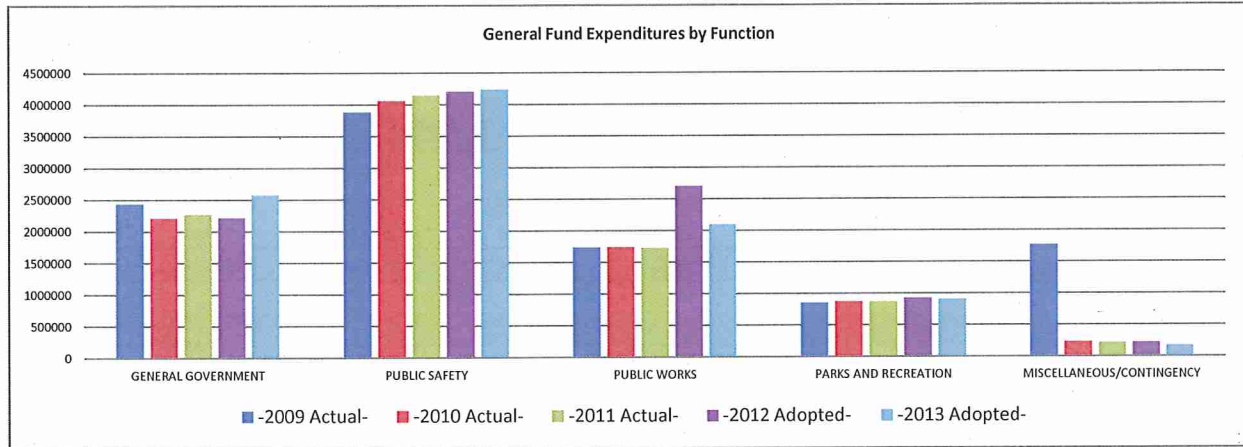
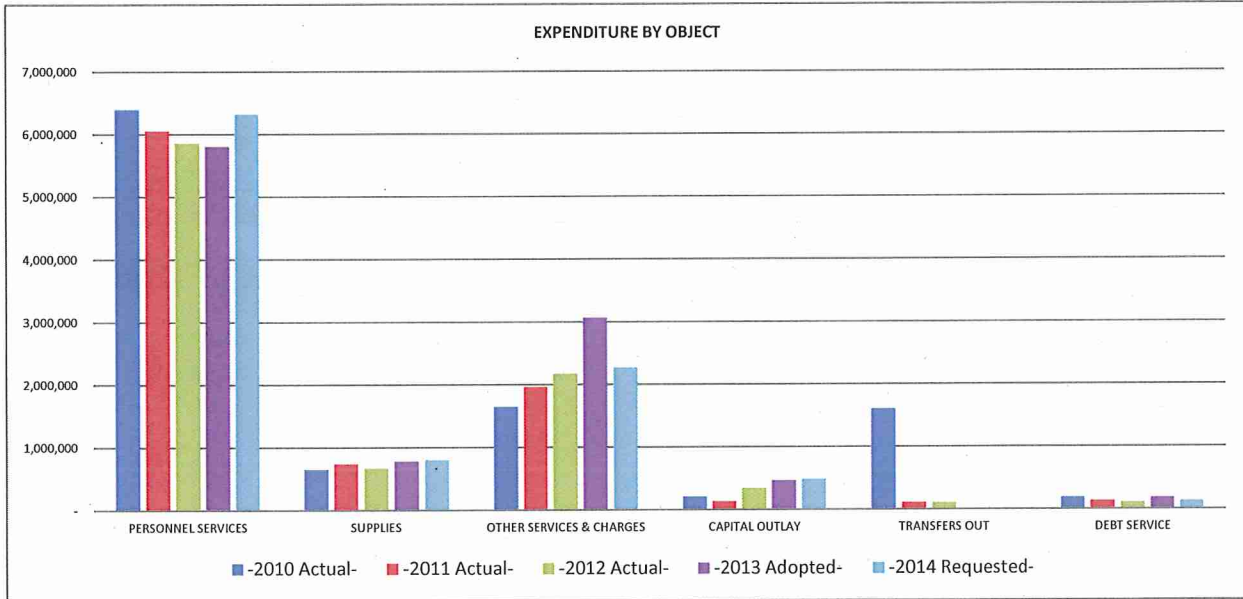
City of Ramsey 2014 Requested General Fund Budget

	2010 Actual	2011 Actual	2012 Actual	2013 Adopted	2014 Requested
<b>GENERAL FUND 101 - LINE ITEM DETAIL</b>					
<b>4305 Facility Rental</b>					
Water Tower Antenna Lease	91,022	56,996	60,424	76,682	76,682
Anoka County Municipal Center Lease	-	42,780	43,318	44,184	44,434
Municipal Center Rental	-	4,205	714	2,884	2,884
	91,022	103,981	104,456	123,750	124,000
<b>4326 Special Police Services</b>					
Anoka County System Administration	-	75,000	50,000	20,000	-
Animal Impound / Vehicle Lockout	-	14,592	16,626	10,000	5,000
	60,239	89,592	66,626	30,000	5,000
<b>4327 Fire Protection Services</b>					
Nowthen Contract	60,152	28,979	46,372	26,000	26,000
	60,152	28,979	46,372	26,000	26,000
<b>4330 Other Public Safety</b>					
Fire Response (Injury, Illegal Burn, Gas Hits)	16,575	11,360	8,685	10,000	10,000
	16,575	11,360	8,685	10,000	10,000
<b>4337 Engineering</b>					
Riverdale Extention to Traprock (15% project cost of \$2.5M)				375,000	-
Road Reconstruction (15% of project cost of \$1.5M)				202,500	205,000
	457,460	720,671	73,954	577,500	205,000
<b>4339 Other Public Works</b>					
Culvert Sales / Right of Way	5,094	13,315	5,555	8,000	8,000
	5,094	13,315	5,555	8,000	8,000
<b>4609 Other Revenue</b>					
Sales of Ads for Ramsey Resident	20,798	28,510	7,108	9,500	9,500
Auction Proceeds			-	-	-
Misc Revenue		4,306	8,894	500	500
	20,798	32,816	16,002	10,000	10,000
<b>4901 Other Finance Sources</b>					
Water Fund Administrative Transfer	32,000	33,000	34,000	35,000	37,000
Sewer Fund Administrative Transfer	26,000	27,000	28,000	29,000	31,000
St. Lighting Fund Administrative Transfer	12,500	13,000	14,000	15,000	16,000
Recycling Fund Administrative Transfer	7,000	8,000	8,500	9,000	9,500
Storm Water Utility Fund Administrative Transfer	21,000	22,000	23,000	24,000	26,000
Prior Year General Fund Encumbrances	230,047	-	-	-	-
Tax Increment Financing #4	304,655	250,000	275,000	275,000	275,000
Equipment Certificate Fund	-	16,622	-	463,000	481,950
PIR Fund-Street Maintenance	25,000	25,000	244,500	244,493	25,000
Equipment Revolving Fund - Accum Depr on Capital Purchases	224,850	151,600	340,252	-	-
Park Maintenance Fund	-	-	-	36,507	-
Landfill Tipping Fee Fund - Environment Services Time	81,994	83,266	87,364	90,758	60,036
	965,046	629,488	1,054,616	1,221,758	961,486

City of Ramsey 2014 Requested General Fund Budget

2010 Actual	2011 Actual	2012 Actual	2013 Adopted	2014 Requested
-------------	-------------	-------------	--------------	----------------

EXPENDITURE BY OBJECT SUMMARY	-2010 Actual-	-2011 Actual-	-2012 Actual-	-2013 Adopted-	-2014 Requested-
PERSONNEL SERVICES	6,392,832	6,057,525	5,856,838	5,806,331	6,322,216
SUPPLIES	650,353	737,128	665,099	778,375	794,715
OTHER SERVICES & CHARGES	1,642,568	1,961,039	2,167,722	3,065,308	2,265,618
CAPITAL OUTLAY	210,086	132,579	342,244	463,000	481,950
TRANSFERS OUT	1,603,000	110,016	108,000	-	-
DEBT SERVICE	190,648	130,863	107,458	180,823	131,885
<b>TOTAL EXPENDITURE BY OBJECT</b>	<b>10,689,487</b>	<b>9,129,150</b>	<b>9,247,361</b>	<b>10,293,837</b>	<b>9,996,384</b>



City of Ramsey 2014 Requested General Fund Budget

2010 Actual	2011 Actual	2012 Actual	2013 Adopted	2014 Requested
-------------	-------------	-------------	--------------	----------------

EXPENDITURE BY OBJECT RECAP ALL SUB-FUNCTIONS		-2010 Actual-	-2011 Actual-	-2012 Actual-	-2013 Adopted-	-2014 Requested-
<b>GENERAL GOVERNMENT</b>						
0111	MAYOR AND COUNCIL	121,928	138,704	115,603	114,666	123,875
0114	CHARTER/PLAN/HORSE COMMISSIONS	7,791	6,709	5,094	9,907	9,478
0130	ADMINISTRATION	823,389	698,544	728,981	562,739	720,867
0141	ELECTIONS	27,330	2,571	44,046	10,269	48,960
0153	FINANCE	369,029	320,717	317,548	311,108	308,981
0155	ASSESSING	135,018	134,439	134,156	136,000	136,000
0161	LEGAL	127,252	116,864	124,461	126,000	131,200
0191	PLANNING & ZONING	222,579	185,583	139,168	159,067	196,392
0192	DATA PROCESSING	232,301	228,837	216,910	380,001	457,068
0194	GENERAL GOVERNMENT BUILDINGS	330,178	340,783	404,295	372,622	402,572
0195	NEWSLETTER	41,764	42,898	45,567	37,802	40,424
<b>GENERAL GOVERNMENT Total</b>		<b>2,438,559</b>	<b>2,216,649</b>	<b>2,275,829</b>	<b>2,220,181</b>	<b>2,575,817</b>
<b>PUBLIC SAFETY</b>						
0211	POLICE PROTECTION	2,860,250	2,957,927	2,968,308	3,039,458	3,145,807
0220	FIRE PROTECTION	683,788	728,374	818,291	848,437	706,649
0240	PROTECTIVE INSPECTIONS	250,860	273,620	252,698	202,138	254,779
0250	CIVIL DEFENSE	5,468	6,067	3,452	12,300	12,285
0260	TRAFFIC ENGINEERING	74,292	76,139	90,200	91,087	102,394
0270	ANIMAL CONTROL	3,712	10,187	7,873	10,600	10,600
0280	COMMUNITY ORIENTING POLICING	4,952	7,481	7,007	6,350	6,550
<b>PUBLIC SAFETY Total</b>		<b>3,883,322</b>	<b>4,059,795</b>	<b>4,147,829</b>	<b>4,210,370</b>	<b>4,239,064</b>
<b>PUBLIC WORKS</b>						
0301	ENGINEERING	493,096	430,035	426,362	412,961	359,198
0311	STREET MAINTENANCE	984,154	1,095,141	1,095,497	2,036,892	1,455,761
0312	SNOW & ICE REMOVAL	264,745	219,366	209,717	258,828	284,072
<b>PUBLIC WORKS Total</b>		<b>1,741,995</b>	<b>1,744,542</b>	<b>1,731,576</b>	<b>2,708,681</b>	<b>2,099,031</b>
<b>PARKS AND RECREATION</b>						
0452	PARK & RECREATION	767,753	783,429	780,058	825,639	812,628
0455	COMMUNITY PROGRAMS	10,081	11,654	9,209	10,000	9,775
0461	ENVIRONMENTAL SERVICES	76,729	80,823	84,638	94,427	86,900
<b>PARKS AND RECREATION Total</b>		<b>854,563</b>	<b>875,906</b>	<b>873,905</b>	<b>930,066</b>	<b>909,303</b>
<b>MISCELLANEOUS/CONTINGENCY</b>						
0892	EXPENDITURE RESERVE	1,771,048	232,258	218,222	224,539	173,169
<b>MISCELLANEOUS/CONTINGENCY Total</b>		<b>1,771,048</b>	<b>232,258</b>	<b>218,222</b>	<b>224,539</b>	<b>173,169</b>
<b>TOTAL EXPENDITURES &amp; OTHER FINANCING</b>		<b>10,689,487</b>	<b>9,129,150</b>	<b>9,247,361</b>	<b>10,293,837</b>	<b>9,996,384</b>

City of Ramsey 2014 Requested General Fund Budget

	2010 Actual	2011 Actual	2012 Actual	2013 Adopted	2014 Requested	
<b>EXPENDITURE BY OBJECT RECAP ALL SUB-FUNCTIONS</b>						
	-2010 Actual-	-2011 Actual-	-2012 Actual-	-2013 Adopted-	-2014 Requested-	
<b>PERSONNEL SERVICES</b>						
<b>WAGES AND SALARIES</b>						
6102	F.T. REGULAR-WAGES & SALARIES	4,360,499	4,050,888	3,795,790	3,855,578	4,176,198
6103	FULL TIME-REGULAR-OVERTIME	126,314	100,046	105,667	113,200	110,200
6104	PART TIME-WAGES & SALARIES	366,164	342,597	306,267	296,875	334,674
6105	TEMPORARY-WAGES & SALARIES	105,137	138,516	144,472	103,335	194,335
6106	OVERTIME-TEMPORARY	-	-	354	-	-
6107	OVERTIME-PART TIME	-	325	196	-	-
<b>WAGES AND SALARIES</b>		<b>4,958,114</b>	<b>4,632,372</b>	<b>4,352,746</b>	<b>4,368,988</b>	<b>4,815,407</b>
<b>OTHER GROSS EARNINGS</b>						
6108	SEVERANCE PAY	68,747	16,052	114,403	-	-
<b>OTHER GROSS EARNINGS</b>		<b>68,747</b>	<b>16,052</b>	<b>114,403</b>	<b>-</b>	<b>-</b>
<b>EMPLOYER CONTRIBUTIONS</b>						
6121	PERA CONTRIBUTIONS	456,570	443,873	439,321	427,246	475,011
6122	FICA/MEDICARE CONTRIBUTIONS	245,566	222,504	212,257	223,912	246,445
6123	ICMA RETIREMENT TRUST	2,000	2,000	2,080	2,000	2,000
6131	GROUP INSURANCE	545,626	587,826	618,644	652,842	638,273
6132	DISABILITY INSURANCE	1,284	-	-	1,300	1,300
6133	WORKERS COMP INSURANCE PREMIUM	114,925	152,898	117,387	130,043	143,780
<b>EMPLOYER CONTRIBUTIONS</b>		<b>1,365,971</b>	<b>1,409,101</b>	<b>1,389,689</b>	<b>1,437,343</b>	<b>1,506,809</b>
<b>PERSONNEL SERVICES Total</b>		<b>6,392,832</b>	<b>6,057,525</b>	<b>5,856,838</b>	<b>5,806,331</b>	<b>6,322,216</b>
<b>SUPPLIES</b>						
<b>OFFICE SUPPLIES</b>						
6203	DUPLICATING SUPPLY & COPY PAPER	8,074	6,352	5,305	6,000	6,175
6204	STATIONERY, ENVELOPES & FORMS	5,309	5,200	5,204	5,350	4,750
6205	DRAFTING SUPPLIES	514	-	-	1,000	500
6206	FILM, MICROFILM, TAPES, DISKS	536	835	534	1,700	1,280
6207	TRAINING SUPPLIES	2,760	3,214	853	3,000	2,990
6208	MISCELLANEOUS OFFICE SUPPLIES	10,909	12,876	10,089	15,975	13,810
<b>OFFICE SUPPLIES</b>		<b>28,102</b>	<b>28,477</b>	<b>21,985</b>	<b>33,025</b>	<b>29,505</b>
<b>OPERATING SUPPLIES</b>						
6221	CLEANING SUPPLIES	1,928	1,798	2,844	2,700	2,900
6223	GASOLINE	102,934	136,356	122,195	132,500	140,000
6225	DIESEL FUEL	50,640	56,079	49,863	60,000	59,525
6227	LUBRICANTS & ADDITIVES	3,852	3,795	2,662	5,500	5,485
6229	SHOP MATERIALS	4,741	8,304	5,864	7,700	7,355
6231	UNIFORMS & TURN-OUT GEAR	44,640	62,890	52,517	48,000	49,030
6233	BATTERIES	1,002	1,713	768	2,800	2,600
6235	AMMUNITION	5,909	7,077	6,792	7,000	9,500
6237	CRIME SCENE KIT MATERIALS	789	1,000	2,030	1,000	990
6239	FIRST AID SUPPLIES	4,870	4,679	3,701	4,000	3,840
6241	COMMUNITY POLICING SUPPLIES	4,280	6,219	6,315	5,000	4,700
6247	HAPPY DAYS SUPPLIES	7,000	7,000	7,000	7,000	7,000
6249	MISCELLANEOUS OPERATING SUPPLY	104,783	121,839	106,278	110,650	121,345
<b>OPERATING SUPPLIES</b>		<b>337,368</b>	<b>418,749</b>	<b>368,829</b>	<b>393,850</b>	<b>414,270</b>
<b>REPAIR AND MAINTENANCE SUPPLIES</b>						
6251	BATTERIES	1,634	1,195	671	3,200	2,975
6253	BRAKES	1,027	2,812	2,175	2,500	2,500
6255	TIRES	7,979	9,449	8,617	11,000	10,770
6257	OTHER VEHICLE PARTS	57,503	79,834	67,335	69,000	71,580
6259	BUILDING MAINT/REPAIR SUPPLIES	6,120	4,896	3,935	9,700	9,600
6261	SAND & GRAVEL	1,980	3,110	3,377	4,000	3,765
6263	SALT	109,785	71,413	77,693	84,000	82,905
6265	ASPHALT	24,922	30,862	33,475	30,000	34,075
6266	SCBA-PARTS	4,357	3,529	7,435	4,500	5,500
6267	OTHER STREET MAINTENANCE SUPPL	2,608	5,155	6,318	5,000	5,625
6269	LANDSCAPE MATERIALS	17,577	20,147	20,155	20,500	19,070
6271	SIGN REPAIR MATERIALS	750	-	2,580	3,500	3,420
6275	OTHER EQUIPMENT PARTS	3,181	2,281	1,995	7,900	7,325
<b>REPAIR AND MAINTENANCE SUPPLIES</b>		<b>239,423</b>	<b>234,683</b>	<b>235,761</b>	<b>254,800</b>	<b>259,110</b>

City of Ramsey 2014 Requested General Fund Budget

	2010 Actual	2011 Actual	2012 Actual	2013 Adopted	2014 Requested
<b>SMALL TOOLS AND MINOR EQUIPMENT</b>					
6281 SMALL TOOLS & MINOR EQUIPMENT	45,460	55,219	38,524	96,600	91,730
SMALL TOOLS AND MINOR EQUIPMENT	45,460	55,219	38,524	96,600	91,730
<b>MERCHANDISE FOR RESALE</b>					
6291 CULVERTS, SIGNS, STREET SUPPLY	-	-	-	100	100
MERCHANDISE FOR RESALE	-	-	-	100	100
<b>SUPPLIES Total</b>	<b>650,353</b>	<b>737,128</b>	<b>665,099</b>	<b>778,375</b>	<b>794,715</b>
<b>OTHER SERVICES &amp; CHARGES</b>					
<b>PROFESSIONAL SERVICES</b>					
6302 AUDITING & ACCOUNTING SERVICES	32,535	30,085	30,335	33,600	30,900
6304 LEGAL FEES	126,355	115,864	123,432	125,000	130,000
6305 MEDICAL/PSYCHOLOGICAL FEES	10,204	9,293	17,894	6,000	14,350
6306 PERSONNEL TESTING & RECRUITMT	544	544	1,177	2,200	2,200
6315 MISCELLANEOUS PROFESSIONAL SER	119,666	230,198	402,523	337,113	261,200
PROFESSIONAL SERVICES	289,304	385,984	575,361	503,913	438,650
<b>COMMUNICATION</b>					
6321 TELEPHONE	25,965	23,801	24,780	26,150	27,000
6322 POSTAGE	14,471	14,021	15,411	14,775	15,540
6323 CELLULAR PHONES	29,840	30,860	22,812	32,750	28,650
6325 LONG DISTANCE CHARGES	-	-	-	200	100
COMMUNICATION	70,276	68,682	63,003	73,875	71,290
<b>EMPLOYEE REIMBURSEMENTS</b>					
6331 TRAVEL & LODGING	9,495	9,329	9,133	9,400	9,600
6334 MILEAGE REIMBURSEMENT	965	921	524	1,750	1,700
6335 TRAINING	52,993	65,447	65,229	70,500	76,500
EMPLOYEE REIMBURSEMENTS	63,453	75,697	74,886	81,650	87,800
<b>ADVERTISING AND PUBLISHING</b>					
6352 GENERAL NOTICE & PUBLIC INFOR	31,922	35,752	36,815	28,300	25,600
6353 ORDINANCE PUBLICATION	1,717	1,138	2,501	1,700	1,700
6354 HELP WANTED ADVERTISEMENTS	1,598	296	614	1,000	2,000
ADVERTISING AND PUBLISHING	35,237	37,186	39,930	31,000	29,300
<b>INSURANCE</b>					
6361 GENERAL LIABILITY/PROPERTY INS	108,747	118,902	127,702	126,875	144,425
INSURANCE	108,747	118,902	127,702	126,875	144,425
<b>UTILITIES</b>					
6371 ELECTRIC UTILITIES	146,874	134,739	164,106	148,400	153,400
6372 WATER/IRRIGATION	37,305	60,680	26,440	45,600	30,600
6373 GAS	47,665	51,264	40,512	67,150	67,150
6374 REFUSE/RECYCLING	10,223	8,355	6,983	10,900	10,900
UTILITIES	242,067	255,038	238,041	272,050	262,050
<b>REPAIRS AND MAINTENANCE - LABOR</b>					
6381 BUILDING & STRUCTURE REPAIR	13,960	17,913	7,655	23,000	24,000
6382 MACHINERY & EQUIPMENT REPAIR	7,891	6,190	11,897	25,500	26,500
6383 OFFICE EQUIPMENT REPAIR	-	-	-	700	500
6386 BRAKE REPAIR	-	-	-	1,000	1,000
6387 TIRE MOUNTING & BALANCING	399	60	-	500	500
6388 OTHER VEHICLE REPAIR	26,151	29,732	36,598	41,500	47,000
6389 TOWING SERVICES	-	-	228	3,500	2,000
REPAIRS AND MAINTENANCE - LABOR	48,401	53,895	56,378	95,700	101,500
<b>REPAIRS AND MAINTENANCE - CONTRACTS</b>					
6404 MACHINERY & EQUIPMENT	1,211	1,208	1,226	1,500	1,415
6405 OFFICE & DATA PROCESSING EQUIP	188,034	194,505	203,523	222,420	211,824
REPAIRS AND MAINTENANCE - CONTRACTS	189,245	195,713	204,749	223,920	213,239
<b>RENTALS</b>					
6413 OFFICE EQUIPMENT RENTAL	1,689	4,529	4,562	5,000	4,860
6415 OTHER EQUIPMENT RENTAL	30,126	35,234	38,343	45,000	46,010
6416 MACHINERY RENTAL	727	-	-	1,000	1,000
6417 UNIFORM RENTAL	5,567	4,083	5,027	8,050	8,100
RENTALS	38,109	43,846	47,932	59,050	59,970
<b>DUES, SUBSCRIPTIONS, AND REGISTRATION FEES</b>					
6451 MEMBERSHIP DUES	46,284	45,281	43,579	48,125	49,299
6452 SUBSCRIPTIONS	1,644	1,059	2,141	1,650	2,400
DUES, SUBSCRIPTIONS, AND REGISTRATION FEES	47,928	46,340	45,720	49,775	51,699
<b>BOOKS AND PAMPHLETS</b>					
6471 BOOKS & PAMPHLETS	487	342	205	2,600	2,800

City of Ramsey 2014 Requested General Fund Budget

	2010 Actual	2011 Actual	2012 Actual	2013 Adopted	2014 Requested
<b>BOOKS AND PAMPHLETS</b>	487	342	205	2,600	2,800
<b>CONTRACTED SERVICES</b>					
6488 STREET MAINTENANCE CONTRACT	326,247	475,709	494,500	1,327,500	500,000
6489 OTHER CONTRACTED SERVICES	183,067	203,705	199,315	217,400	302,895
<b>CONTRACTED SERVICES</b>	509,314	679,414	693,815	1,544,900	802,895
<b>OTHER SERVICES &amp; CHARGES Total</b>	1,642,568	1,961,039	2,167,722	3,065,308	2,265,618
<b>CAPITAL OUTLAY</b>					
<b>CAPITAL OUTLAY</b>					
6540 HEAVY MACHINERY	80,887	-	130,000	285,000	277,100
6550 MOTOR VEHICLES	89,628	126,679	176,673	102,000	87,000
6580 OTHER EQUIPMENT	14,473	-	35,571	51,000	5,850
6585 COMPUTER HARDWARE/SOFTWARE	25,098	5,900	-	25,000	112,000
<b>CAPITAL OUTLAY</b>	210,086	132,579	342,244	463,000	481,950
<b>CAPITAL OUTLAY Total</b>	210,086	132,579	342,244	463,000	481,950
<b>TRANSFERS OUT</b>					
<b>OPERATING TRANSFERS</b>					
6820 OPERATING TRANSFERS TO OTHER F	1,603,000	110,016	108,000	-	-
<b>OPERATING TRANSFERS</b>	1,603,000	110,016	108,000	-	-
<b>TRANSFERS OUT Total</b>	1,603,000	110,016	108,000	-	-
<b>DEBT SERVICE</b>					
<b>DEBT SERVICE</b>					
6603 OTHER L.T. OBLIGATION PRINCIPA	190,648	130,863	107,458	180,823	131,885
<b>DEBT SERVICE</b>	190,648	130,863	107,458	180,823	131,885
<b>DEBT SERVICE Total</b>	190,648	130,863	107,458	180,823	131,885
<b>TOTAL EXPENDITURES &amp; OTHER FINANCING</b>	10,689,487	9,129,150	9,247,361	10,293,837	9,996,384

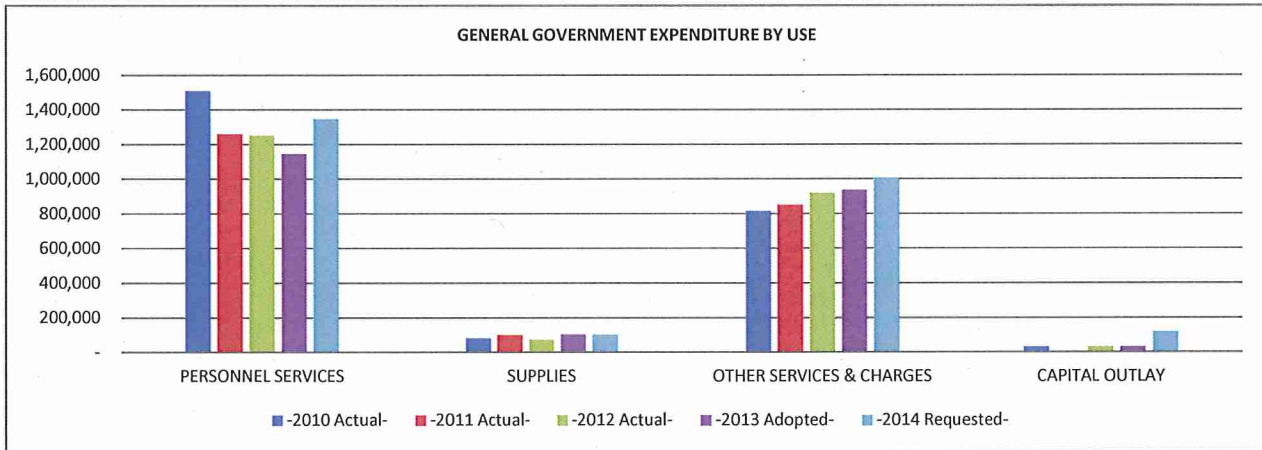
**THIS PAGE INTENTIONALLY LEFT BLANK**

City of Ramsey 2014 Requested General Fund Budget

GENERAL FUND 101 - GENERAL GOVERNMENT

2010 Actual	2011 Actual	2012 Actual	2013 Adopted	2014 Requested
GENERAL GOVERNMENT				111-195

EXPENDITURE BY OBJECT SUMMARY	-2010 Actual-	-2011 Actual-	-2012 Actual-	-2013 Adopted-	-2014 Requested-
PERSONNEL SERVICES	1,510,143	1,260,420	1,251,104	1,146,426	1,346,049
SUPPLIES	81,211	100,747	72,768	105,025	103,395
OTHER SERVICES & CHARGES	816,124	849,582	920,248	937,730	1,008,523
CAPITAL OUTLAY	31,081	5,900	31,709	31,000	117,850
<b>TOTAL EXPENDITURE BY OBJECT</b>	<b>2,438,559</b>	<b>2,216,649</b>	<b>2,275,829</b>	<b>2,220,181</b>	<b>2,575,817</b>



City of Ramsey 2014 Requested General Fund Budget

GENERAL FUND 101 - GENERAL GOVERNMENT

2010 Actual	2011 Actual	2012 Actual	2013 Adopted	2014 Requested
<b>GENERAL GOVERNMENT</b>				
				<b>111-195</b>

LINE ITEM DETAIL BY COST CENTER OR SUB-FUNCTION

EXPENDITURE BY OBJECT RECAP ALL SUB-FUNCTIONS	-2010 Actual-	-2011 Actual-	-2012 Actual-	-2013 Adopted-	-2014 Requested-
<b>PERSONNEL SERVICES</b>					
<b>WAGES AND SALARIES</b>					
6102 F.T. REGULAR-WAGES & SALARIES	1,005,334	813,635	774,119	800,854	878,733
6103 FULL TIME-REGULAR-OVERTIME	2,322	876	7,378	1,200	1,200
6104 PART TIME-WAGES & SALARIES	118,655	107,371	68,351	49,705	82,901
6105 TEMPORARY-WAGES & SALARIES	45,846	36,598	62,906	10,460	73,100
6107 OVERTIME-PART TIME	-	325	196	-	-
<b>TOTAL WAGES AND SALARIES</b>	<b>1,172,157</b>	<b>958,805</b>	<b>912,950</b>	<b>862,219</b>	<b>1,035,934</b>
<b>OTHER GROSS EARNINGS</b>					
6108 SEVERANCE PAY	20,904	10,027	44,841	-	-
<b>TOTAL OTHER GROSS EARNINGS</b>	<b>20,904</b>	<b>10,027</b>	<b>44,841</b>	<b>-</b>	<b>-</b>
<b>EMPLOYER CONTRIBUTIONS</b>					
6121 PERA CONTRIBUTIONS	76,753	64,188	63,414	59,240	66,915
6122 FICA/MEDICARE CONTRIBUTIONS	83,966	69,125	69,216	72,609	81,127
6123 ICMA RETIREMENT TRUST	2,000	2,000	2,080	2,000	2,000
6131 GROUP INSURANCE	144,555	143,431	149,977	139,998	146,995
6133 WORKERS COMP INSURANCE PREMIUM	9,808	12,844	8,626	10,360	13,078
<b>TOTAL EMPLOYER CONTRIBUTIONS</b>	<b>317,082</b>	<b>291,588</b>	<b>293,313</b>	<b>284,207</b>	<b>310,115</b>
<b>Total PERSONNEL SERVICES</b>	<b>1,510,143</b>	<b>1,260,420</b>	<b>1,251,104</b>	<b>1,146,426</b>	<b>1,346,049</b>
<b>SUPPLIES</b>					
<b>OFFICE SUPPLIES</b>					
6203 DUPLICATING SUPPLY & COPY PAPER	8,074	6,352	5,305	6,000	6,175
6204 STATIONERY, ENVELOPES & FORMS	2,913	2,401	1,960	2,800	2,380
6206 FILM, MICROFILM, TAPES, DISKS	122	142	-	500	150
6208 MISCELLANEOUS OFFICE SUPPLIES	4,861	6,098	4,053	6,275	6,335
<b>TOTAL OFFICE SUPPLIES</b>	<b>15,970</b>	<b>14,993</b>	<b>11,318</b>	<b>15,575</b>	<b>15,040</b>
<b>OPERATING SUPPLIES</b>					
6221 CLEANING SUPPLIES	1,928	1,798	2,844	2,500	2,700
6223 GASOLINE	2,384	2,754	2,966	3,000	2,500
6225 DIESEL FUEL	246	484	1,735	2,000	2,000
6247 HAPPY DAYS SUPPLIES	7,000	7,000	7,000	7,000	7,000
6249 MISCELLANEOUS OPERATING SUPPLY	31,636	38,971	28,919	32,050	32,105
<b>TOTAL OPERATING SUPPLIES</b>	<b>43,194</b>	<b>51,007</b>	<b>43,464</b>	<b>46,550</b>	<b>46,305</b>
<b>REPAIR AND MAINTENANCE SUPPLIES</b>					
6257 OTHER VEHICLE PARTS	926	1,428	701	1,000	1,080
6259 BUILDING MAINT/REPAIR SUPPLIES	2,750	2,302	1,274	5,500	5,420
6275 OTHER EQUIPMENT PARTS	85	10	89	400	400
<b>TOTAL REPAIR AND MAINTENANCE SUPPLIES</b>	<b>3,761</b>	<b>3,740</b>	<b>2,064</b>	<b>6,900</b>	<b>6,900</b>
<b>SMALL TOOLS AND MINOR EQUIPMENT</b>					
6281 SMALL TOOLS & MINOR EQUIPMENT	18,286	31,007	15,922	36,000	35,150
<b>TOTAL SMALL TOOLS AND MINOR EQUIPMENT</b>	<b>18,286</b>	<b>31,007</b>	<b>15,922</b>	<b>36,000</b>	<b>35,150</b>
<b>Total SUPPLIES</b>	<b>81,211</b>	<b>100,747</b>	<b>72,768</b>	<b>105,025</b>	<b>103,395</b>
<b>OTHER SERVICES &amp; CHARGES</b>					
<b>PROFESSIONAL SERVICES</b>					
6302 AUDITING & ACCOUNTING SERVICES	29,285	26,835	27,035	30,000	27,500
6304 LEGAL FEES	126,355	115,864	123,432	125,000	130,000
6305 MEDICAL/PSYCHOLOGICAL FEES	5,404	3,488	17,880	6,000	14,350
6306 PERSONNEL TESTING & RECRUITMT	544	544	1,177	2,200	2,200
6315 MISCELLANEOUS PROFESSIONAL SER	38,876	60,573	85,334	70,500	73,500
<b>TOTAL PROFESSIONAL SERVICES</b>	<b>200,464</b>	<b>207,304</b>	<b>254,858</b>	<b>233,700</b>	<b>247,550</b>
<b>COMMUNICATION</b>					
6321 TELEPHONE	17,465	16,549	16,609	17,600	18,600
6322 POSTAGE	11,472	11,273	10,936	10,005	10,690
6323 CELLULAR PHONES	5,351	5,684	5,026	5,750	5,950
6325 LONG DISTANCE CHARGES	-	-	-	200	100
<b>TOTAL COMMUNICATION</b>	<b>34,288</b>	<b>33,506</b>	<b>32,571</b>	<b>33,555</b>	<b>35,340</b>

City of Ramsey 2014 Requested General Fund Budget

GENERAL FUND 101 - GENERAL GOVERNMENT		2010 Actual	2011 Actual	2012 Actual	2013 Adopted	2014 Requested
<b>EMPLOYEE REIMBURSEMENTS</b>						
6331	TRAVEL & LODGING	5,384	4,351	4,110	4,200	4,900
6334	MILEAGE REIMBURSEMENT	446	213	89	550	500
6335	TRAINING	7,855	15,699	21,926	18,500	23,500
TOTAL EMPLOYEE REIMBURSEMENTS		13,685	20,263	26,125	23,250	28,900
<b>ADVERTISING AND PUBLISHING</b>						
6352	GENERAL NOTICE & PUBLIC INFOR	31,922	35,752	36,815	28,100	25,400
6353	ORDINANCE PUBLICATION	1,717	1,138	2,501	1,700	1,700
6354	HELP WANTED ADVERTISEMENTS	1,598	296	614	1,000	2,000
TOTAL ADVERTISING AND PUBLISHING		35,237	37,186	39,930	30,800	29,100
<b>INSURANCE</b>						
6361	GENERAL LIABILITY/PROPERTY INS	29,674	35,502	32,448	33,875	36,725
TOTAL INSURANCE		29,674	35,502	32,448	33,875	36,725
<b>UTILITIES</b>						
6371	ELECTRIC UTILITIES	91,868	85,527	105,946	95,000	97,000
6372	WATER/IRRIGATION	3,632	10,080	3,710	5,000	5,000
6373	GAS	29,323	30,505	25,985	40,000	40,000
6374	REFUSE/RECYCLING	5,713	4,049	2,983	6,000	6,000
TOTAL UTILITIES		130,536	130,161	138,624	146,000	148,000
<b>REPAIRS AND MAINTENANCE - LABOR</b>						
6381	BUILDING & STRUCTURE REPAIR	347	814	1,577	10,000	10,000
6382	MACHINERY & EQUIPMENT REPAIR	865	2,379	1,756	10,000	10,000
6388	OTHER VEHICLE REPAIR	-	60	257	500	1,000
TOTAL REPAIRS AND MAINTENANCE - LABOR		1,212	3,253	3,590	20,500	21,000
<b>REPAIRS AND MAINTENANCE - CONTRACTS</b>						
6405	OFFICE & DATA PROCESSING EQUIP	185,476	190,341	199,330	212,200	205,619
TOTAL REPAIRS AND MAINTENANCE - CONTRACTS		185,476	190,341	199,330	212,200	205,619
<b>RENTALS</b>						
6415	OTHER EQUIPMENT RENTAL	643	771	782	1,000	950
6417	UNIFORM RENTAL	107	28	-	750	750
TOTAL RENTALS		750	799	782	1,750	1,700
<b>DUES, SUBSCRIPTIONS, AND REGISTRATION FEES</b>						
6451	MEMBERSHIP DUES	39,549	39,610	38,214	40,950	42,514
6452	SUBSCRIPTIONS	834	1,059	1,191	1,400	1,400
TOTAL DUES, SUBSCRIPTIONS, AND REGISTRATION FEES		40,383	40,669	39,405	42,350	43,914
<b>BOOKS AND PAMPHLETS</b>						
6471	BOOKS & PAMPHLETS	341	-	-	350	350
TOTAL BOOKS AND PAMPHLETS		341	-	-	350	350
<b>CONTRACTED SERVICES</b>						
6489	OTHER CONTRACTED SERVICES	144,078	150,598	152,585	159,400	210,325
TOTAL CONTRACTED SERVICES		144,078	150,598	152,585	159,400	210,325
<b>Total OTHER SERVICES &amp; CHARGES</b>		<b>816,124</b>	<b>849,582</b>	<b>920,248</b>	<b>937,730</b>	<b>1,008,523</b>
<b>CAPITAL OUTLAY</b>						
<b>CAPITAL OUTLAY</b>						
6550	MOTOR VEHICLES	-	-	25,865	-	-
6580	OTHER EQUIPMENT	5,983	-	5,844	6,000	5,850
6585	COMPUTER HARDWARE/SOFTWARE	25,098	5,900	-	25,000	112,000
TOTAL CAPITAL OUTLAY		31,081	5,900	31,709	31,000	117,850
<b>Total CAPITAL OUTLAY</b>		<b>31,081</b>	<b>5,900</b>	<b>31,709</b>	<b>31,000</b>	<b>117,850</b>
<b>TOTAL EXPENDITURES &amp; OTHER FINANCING</b>		<b>2,438,559</b>	<b>2,216,649</b>	<b>2,275,829</b>	<b>2,220,181</b>	<b>2,575,817</b>

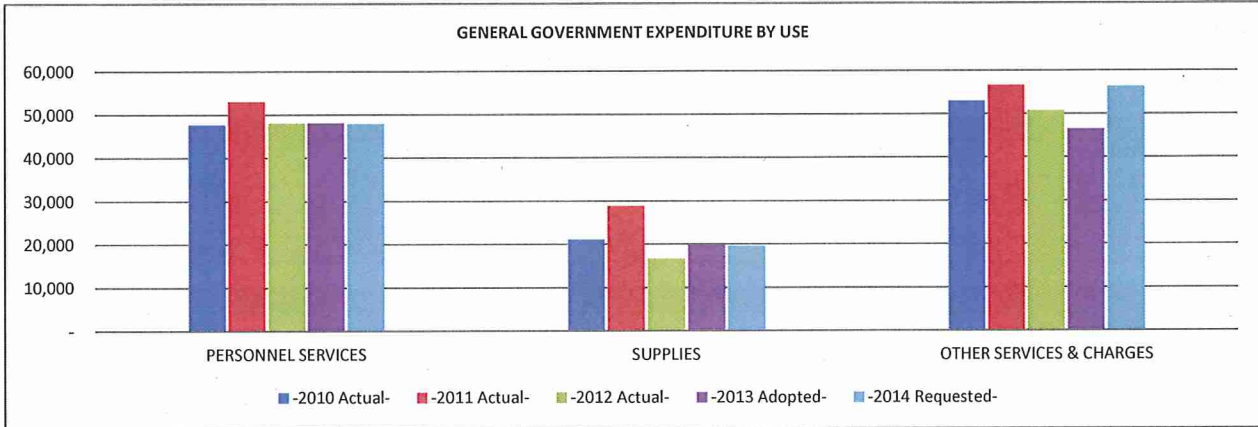
**THIS PAGE INTENTIONALLY LEFT BLANK**

City of Ramsey 2014 Requested General Fund Budget

GENERAL FUND 101 - GENERAL GOVERNMENT  
 LINE ITEM DETAIL BY COST CENTER OR SUB-FUNCTION

MAYOR AND COUNCIL 111

EXPENDITURE BY OBJECT SUMMARY	-2010 Actual-	-2011 Actual-	-2012 Actual-	-2013 Adopted-	-2014 Requested-
PERSONNEL SERVICES	47,745	53,096	48,057	48,166	47,921
SUPPLIES	21,122	28,921	16,756	20,000	19,600
OTHER SERVICES & CHARGES	53,061	56,687	50,790	46,500	56,354
<b>TOTAL EXPENDITURE BY OBJECT</b>	<b>121,928</b>	<b>138,704</b>	<b>115,603</b>	<b>114,666</b>	<b>123,875</b>



City of Ramsey 2014 Requested General Fund Budget

GENERAL FUND 101 - GENERAL GOVERNMENT  
 LINE ITEM DETAIL BY COST CENTER OR SUB-FUNCTION

MAYOR AND COUNCIL 111

EXPENDITURE BY OBJECT RECAP ALL SUB-FUNCTIONS	-2010 Actual-	-2011 Actual-	-2012 Actual-	-2013 Adopted-	-2014 Requested-
<b>PERSONNEL SERVICES</b>					
<b>WAGES AND SALARIES</b>					
6104 PART TIME-WAGES & SALARIES	44,000	48,550	44,000	44,000	44,000
<b>TOTAL WAGES AND SALARIES</b>	<b>44,000</b>	<b>48,550</b>	<b>44,000</b>	<b>44,000</b>	<b>44,000</b>
<b>EMPLOYER CONTRIBUTIONS</b>					
6121 PERA CONTRIBUTIONS	300	600	600	600	300
6122 FICA/MEDICARE CONTRIBUTIONS	3,366	3,691	3,366	3,366	3,366
6133 WORKERS COMP INSURANCE PREMIUM	79	255	91	200	255
<b>TOTAL EMPLOYER CONTRIBUTIONS</b>	<b>3,745</b>	<b>4,546</b>	<b>4,057</b>	<b>4,166</b>	<b>3,921</b>
<b>Total PERSONNEL SERVICES</b>	<b>47,745</b>	<b>53,096</b>	<b>48,057</b>	<b>48,166</b>	<b>47,921</b>
<b>SUPPLIES</b>					
<b>OPERATING SUPPLIES</b>					
6247 HAPPY DAYS SUPPLIES	7,000	7,000	7,000	7,000	7,000
6249 MISCELLANEOUS OPERATING SUPPLY	14,122	21,921	9,756	13,000	12,600
<b>TOTAL OPERATING SUPPLIES</b>	<b>21,122</b>	<b>28,921</b>	<b>16,756</b>	<b>20,000</b>	<b>19,600</b>
<b>Total SUPPLIES</b>	<b>21,122</b>	<b>28,921</b>	<b>16,756</b>	<b>20,000</b>	<b>19,600</b>
<b>OTHER SERVICES &amp; CHARGES</b>					
<b>PROFESSIONAL SERVICES</b>					
6315 MISCELLANEOUS PROFESSIONAL SER	11,689	13,231	7,518	-	7,500
<b>TOTAL PROFESSIONAL SERVICES</b>	<b>11,689</b>	<b>13,231</b>	<b>7,518</b>	<b>-</b>	<b>7,500</b>
<b>COMMUNICATION</b>					
6322 POSTAGE	-	100	19	100	100
<b>TOTAL COMMUNICATION</b>	<b>-</b>	<b>100</b>	<b>19</b>	<b>100</b>	<b>100</b>
<b>EMPLOYEE REIMBURSEMENTS</b>					
6331 TRAVEL & LODGING	744	477	276	800	1,500
6335 TRAINING	675	1,572	848	2,500	2,500
<b>TOTAL EMPLOYEE REIMBURSEMENTS</b>	<b>1,419</b>	<b>2,049</b>	<b>1,124</b>	<b>3,300</b>	<b>4,000</b>
<b>INSURANCE</b>					
6361 GENERAL LIABILITY/PROPERTY INS	6,059	6,800	7,112	7,200	7,300
<b>TOTAL INSURANCE</b>	<b>6,059</b>	<b>6,800</b>	<b>7,112</b>	<b>7,200</b>	<b>7,300</b>
<b>DUES, SUBSCRIPTIONS, AND REGISTRATION FEES</b>					
6451 MEMBERSHIP DUES	33,894	34,042	35,017	35,900	37,454
<b>TOTAL DUES, SUBSCRIPTIONS, AND REGISTRATION FEES</b>	<b>33,894</b>	<b>34,042</b>	<b>35,017</b>	<b>35,900</b>	<b>37,454</b>
<b>CONTRACTED SERVICES</b>					
6489 OTHER CONTRACTED SERVICES	-	465	-	-	-
<b>TOTAL CONTRACTED SERVICES</b>	<b>-</b>	<b>465</b>	<b>-</b>	<b>-</b>	<b>-</b>
<b>Total OTHER SERVICES &amp; CHARGES</b>	<b>53,061</b>	<b>56,687</b>	<b>50,790</b>	<b>46,500</b>	<b>56,354</b>
<b>TOTAL EXPENDITURES &amp; OTHER FINANCING</b>	<b>121,928</b>	<b>138,704</b>	<b>115,603</b>	<b>114,666</b>	<b>123,875</b>

City of Ramsey 2014 Requested General Fund Budget

GENERAL FUND 101 - GENERAL GOVERNMENT  
LINE ITEM DETAIL BY COST CENTER OR SUB-FUNCTION

MAYOR AND COUNCIL					
111					
	2010 Actual	2011 Actual	2012 Actual	2013 Adopted	2014 Requested
<b>PERSONNEL COMPLEMENT</b>					
Mayor	1.00	1.00	1.00	1.00	1.00
Council	6.00	6.00	6.00	6.00	6.00
Mayor and Council Total	7.00	7.00	7.00	7.00	7.00
<b>6249 Miscellaneous Operating Supplies</b>					
Commissioner Appreciation Dinner	1,500	1,500	1,500	1,500	1,500
Mayor's Prayer Breakfast	300	270	300	300	300
Employee Appreciation Event	1,000	1,000	1,000	1,000	1,000
City Celebration	-	-	-	-	-
Meals for Council Work sessions	9,722	8,010	5,000	6,100	6,100
Anoka Area Chamber of Commerce	600	600	600	600	600
Holiday Party	-	6,020	1,000	1,000	1,000
Golf	-	1,770	-	-	-
Sister City Expenses	-	-	-	-	-
Miscellaneous	1,000	2,751	356	2,500	2,100
	14,122	21,921	9,756	13,000	12,600
<b>6451 Dues</b>					
Anoka County Mediation Services	-	-	-	-	-
North Metro Mayors Association	10,712	10,712	10,400	10,800	10,800
North Metro Chamber	305	305	250	250	250
North Metro Hwy 10 Corridor	-	-	1,000	1,000	1,000
Anoka Area Chamber of Commerce	400	400	600	600	600
Transportation Alliance	-	-	-	-	-
Youth First (\$3000 Lawful Gambling Funded)	7,000	7,000	7,000	7,000	7,000
AMM	-	-	-	-	-
League of Minnesota Cities	15,477	15,605	15,500	15,660	17,214
Anoka County Hwy Dept	-	-	-	-	-
Misc	-	20	267	590	590
	33,894	34,042	35,017	35,900	37,454

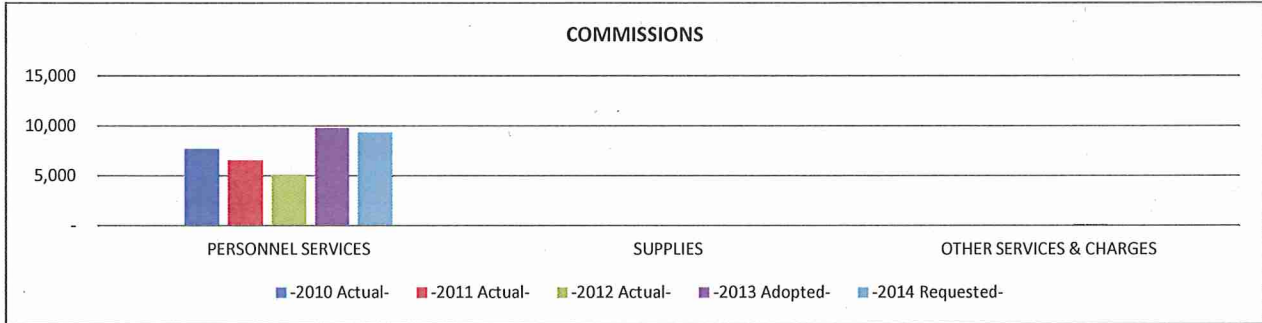
**THIS PAGE INTENTIONALLY LEFT BLANK**

City of Ramsey 2014 Requested General Fund Budget

GENERAL FUND 101 - GENERAL GOVERNMENT  
 LINE ITEM DETAIL BY COST CENTER OR SUB-FUNCTION

**COMMISSIONS** 114

EXPENDITURE BY OBJECT SUMMARY	-2010 Actual-	-2011 Actual-	-2012 Actual-	-2013 Adopted-	-2014 Requested-
PERSONNEL SERVICES	7,731	6,551	5,052	9,782	9,373
SUPPLIES	-	56	-	-	-
OTHER SERVICES & CHARGES	60	102	42	125	105
<b>TOTAL EXPENDITURE BY OBJECT</b>	<b>7,791</b>	<b>6,709</b>	<b>5,094</b>	<b>9,907</b>	<b>9,478</b>



City of Ramsey 2014 Requested General Fund Budget

GENERAL FUND 101 - GENERAL GOVERNMENT  
 LINE ITEM DETAIL BY COST CENTER OR SUB-FUNCTION

**COMMISSIONS** 114

EXPENDITURE BY OBJECT RECAP ALL SUB-FUNCTIONS	-2010 Actual-	-2011 Actual-	-2012 Actual-	-2013 Adopted-	-2014 Requested-
<b>PERSONNEL SERVICES</b>					
<b>WAGES AND SALARIES</b>					
6105 TEMPORARY-WAGES & SALARIES	7,185	6,068	4,662	8,960	8,660
<b>TOTAL WAGES AND SALARIES</b>	<b>7,185</b>	<b>6,068</b>	<b>4,662</b>	<b>8,960</b>	<b>8,660</b>
<b>EMPLOYER CONTRIBUTIONS</b>					
6121 PERA CONTRIBUTIONS	-	-	-	87	-
6122 FICA/MEDICARE CONTRIBUTIONS	505	433	359	685	663
6133 WORKERS COMP INSURANCE PREMIUM	41	50	31	50	50
<b>TOTAL EMPLOYER CONTRIBUTIONS</b>	<b>546</b>	<b>483</b>	<b>390</b>	<b>822</b>	<b>713</b>
<b>Total PERSONNEL SERVICES</b>	<b>7,731</b>	<b>6,551</b>	<b>5,052</b>	<b>9,782</b>	<b>9,373</b>
<b>SUPPLIES</b>					
<b>OPERATING SUPPLIES</b>					
6249 MISCELLANEOUS OPERATING SUPPLY	-	56	-	-	-
<b>TOTAL OPERATING SUPPLIES</b>	<b>-</b>	<b>56</b>	<b>-</b>	<b>-</b>	<b>-</b>
<b>Total SUPPLIES</b>	<b>-</b>	<b>56</b>	<b>-</b>	<b>-</b>	<b>-</b>
<b>OTHER SERVICES &amp; CHARGES</b>					
<b>COMMUNICATION</b>					
6322 POSTAGE	.5	2	-	75	30
<b>TOTAL COMMUNICATION</b>	<b>5</b>	<b>2</b>	<b>-</b>	<b>75</b>	<b>30</b>
<b>INSURANCE</b>					
6361 GENERAL LIABILITY/PROPERTY INS	55	100	42	50	75
<b>TOTAL INSURANCE</b>	<b>55</b>	<b>100</b>	<b>42</b>	<b>50</b>	<b>75</b>
<b>Total OTHER SERVICES &amp; CHARGES</b>	<b>60</b>	<b>102</b>	<b>42</b>	<b>125</b>	<b>105</b>
<b>TOTAL EXPENDITURES &amp; OTHER FINANCING</b>	<b>7,791</b>	<b>6,709</b>	<b>5,094</b>	<b>9,907</b>	<b>9,478</b>

PERSONNEL COMPLEMENT	2010 Actual	2011 Actual	2012 Actual	2013 Adopted	2014 Requested
Charter Commission Members	9.00	9.00	9.00	9.00	9.00
Planning Commission Members	7.00	7.00	7.00	7.00	7.00
<b>Commission Total</b>	<b>16.00</b>	<b>16.00</b>	<b>16.00</b>	<b>16.00</b>	<b>16.00</b>

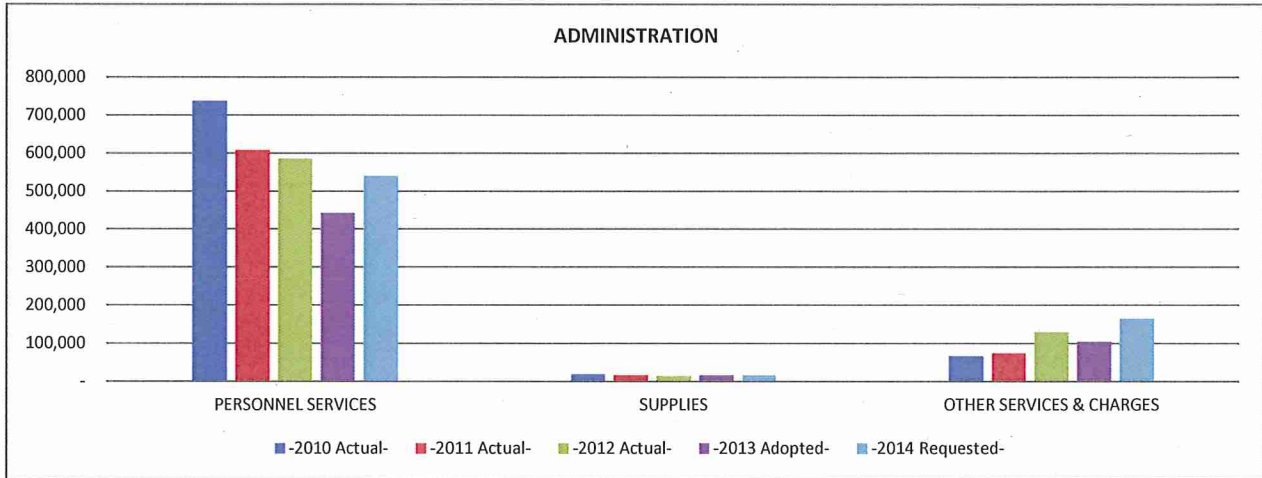
City of Ramsey 2014 Requested General Fund Budget

GENERAL FUND 101 - GENERAL GOVERNMENT  
 LINE ITEM DETAIL BY COST CENTER OR SUB-FUNCTION

**ADMINISTRATION** 130

2010 Actual      2011 Actual      2012 Actual      2013 Adopted      2014 Requested

EXPENDITURE BY OBJECT SUMMARY	-2010 Actual-	-2011 Actual-	-2012 Actual-	-2013 Adopted-	-2014 Requested-
PERSONNEL SERVICES	737,690	608,272	585,369	442,539	540,092
SUPPLIES	18,330	16,110	13,710	16,250	16,225
OTHER SERVICES & CHARGES	67,369	74,162	129,902	103,950	164,550
<b>TOTAL EXPENDITURE BY OBJECT</b>	<b>823,389</b>	<b>698,544</b>	<b>728,981</b>	<b>562,739</b>	<b>720,867</b>



City of Ramsey 2014 Requested General Fund Budget

GENERAL FUND 101 - GENERAL GOVERNMENT  
LINE ITEM DETAIL BY COST CENTER OR SUB-FUNCTION

**ADMINISTRATION** 130

2010 Actual      2011 Actual      2012 Actual      2013 Adopted      2014 Requested

**EXPENDITURE BY OBJECT RECAP ALL SUB-FUNCTIONS**

**PERSONNEL SERVICES**

	-2010 Actual-	-2011 Actual-	-2012 Actual-	-2013 Adopted-	-2014 Requested-
<b>WAGES AND SALARIES</b>					
6102 F.T. REGULAR-WAGES & SALARIES	531,629	415,465	388,311	336,469	395,423
6103 FULL TIME-REGULAR-OVERTIME	627	193	1,849	-	-
6104 PART TIME-WAGES & SALARIES	24,564	26,728	12,446	-	-
6105 TEMPORARY-WAGES & SALARIES	14,315	29,030	19,179	-	12,480
6107 OVERTIME-PART TIME	-	90	-	-	-
<b>TOTAL WAGES AND SALARIES</b>	<b>571,135</b>	<b>471,506</b>	<b>421,785</b>	<b>336,469</b>	<b>407,903</b>
<b>OTHER GROSS EARNINGS</b>					
6108 SEVERANCE PAY	11,676	-	29,497	-	-
<b>TOTAL OTHER GROSS EARNINGS</b>	<b>11,676</b>	<b>-</b>	<b>29,497</b>	<b>-</b>	<b>-</b>
<b>EMPLOYER CONTRIBUTIONS</b>					
6121 PERA CONTRIBUTIONS	39,422	31,946	31,702	24,394	28,668
6122 FICA/MEDICARE CONTRIBUTIONS	40,825	32,774	33,451	29,972	33,210
6123 ICMA RETIREMENT TRUST	2,000	2,000	2,080	2,000	2,000
6131 GROUP INSURANCE	69,279	66,044	63,880	47,010	65,048
6133 WORKERS COMP INSURANCE PREMIUM	3,353	4,002	2,974	2,694	3,263
<b>TOTAL EMPLOYER CONTRIBUTIONS</b>	<b>154,879</b>	<b>136,766</b>	<b>134,087</b>	<b>106,070</b>	<b>132,189</b>
<b>Total PERSONNEL SERVICES</b>	<b>737,690</b>	<b>608,272</b>	<b>585,369</b>	<b>442,539</b>	<b>540,092</b>

**SUPPLIES**

<b>OFFICE SUPPLIES</b>					
6203 DUPLICATING SUPPLY & COPY PAPER	8,074	6,352	5,305	6,000	6,175
6204 STATIONERY, ENVELOPES & FORMS	2,103	1,648	846	2,000	1,450
6208 MISCELLANEOUS OFFICE SUPPLIES	4,222	4,966	3,031	5,250	4,800
<b>TOTAL OFFICE SUPPLIES</b>	<b>14,399</b>	<b>12,966</b>	<b>9,182</b>	<b>13,250</b>	<b>12,425</b>
<b>OPERATING SUPPLIES</b>					
6249 MISCELLANEOUS OPERATING SUPPLY	3,931	3,144	4,528	3,000	3,800
<b>TOTAL OPERATING SUPPLIES</b>	<b>3,931</b>	<b>3,144</b>	<b>4,528</b>	<b>3,000</b>	<b>3,800</b>
<b>Total SUPPLIES</b>	<b>18,330</b>	<b>16,110</b>	<b>13,710</b>	<b>16,250</b>	<b>16,225</b>

**OTHER SERVICES & CHARGES**

<b>PROFESSIONAL SERVICES</b>					
6305 MEDICAL/PSYCHOLOGICAL FEES	5,404	3,488	17,880	6,000	14,350
6306 PERSONNEL TESTING & RECRUITMT	544	544	1,177	2,200	2,200
6315 MISCELLANEOUS PROFESSIONAL SER	19,189	23,984	59,391	50,500	46,000
<b>TOTAL PROFESSIONAL SERVICES</b>	<b>25,137</b>	<b>28,016</b>	<b>78,448</b>	<b>58,700</b>	<b>62,550</b>
<b>COMMUNICATION</b>					
6321 TELEPHONE	2,910	2,576	2,288	3,000	3,000
6322 POSTAGE	815	618	484	1,000	1,000
6323 CELLULAR PHONES	2,988	3,424	3,282	3,400	3,600
6325 LONG DISTANCE CHARGES	-	-	-	100	-
<b>TOTAL COMMUNICATION</b>	<b>6,713</b>	<b>6,618</b>	<b>6,054</b>	<b>7,500</b>	<b>7,600</b>
<b>EMPLOYEE REIMBURSEMENTS</b>					
6331 TRAVEL & LODGING	3,839	3,681	3,397	2,500	2,500
6334 MILEAGE REIMBURSEMENT	346	206	40	350	300
6335 TRAINING	6,076	9,334	17,518	9,000	14,000
<b>TOTAL EMPLOYEE REIMBURSEMENTS</b>	<b>10,261</b>	<b>13,221</b>	<b>20,955</b>	<b>11,850</b>	<b>16,800</b>
<b>ADVERTISING AND PUBLISHING</b>					
6352 GENERAL NOTICE & PUBLIC INFOR	1,398	1,724	1,231	1,500	1,500
6353 ORDINANCE PUBLICATION	1,717	1,138	2,501	1,700	1,700
6354 HELP WANTED ADVERTISEMENTS	1,598	296	614	1,000	2,000
<b>TOTAL ADVERTISING AND PUBLISHING</b>	<b>4,713</b>	<b>3,158</b>	<b>4,346</b>	<b>4,200</b>	<b>5,200</b>

City of Ramsey 2014 Requested General Fund Budget

GENERAL FUND 101 - GENERAL GOVERNMENT  
LINE ITEM DETAIL BY COST CENTER OR SUB-FUNCTION

		ADMINISTRATION					130
		2010 Actual	2011 Actual	2012 Actual	2013 Adopted	2014 Requested	
<b>INSURANCE</b>							
6361	GENERAL LIABILITY/PROPERTY INS	5,551	7,000	6,026	6,000	6,700	
<b>TOTAL INSURANCE</b>		<b>5,551</b>	<b>7,000</b>	<b>6,026</b>	<b>6,000</b>	<b>6,700</b>	
<b>REPAIRS AND MAINTENANCE - CONTRACTS</b>							
6405	OFFICE & DATA PROCESSING EQUIP	10,206	11,683	11,161	12,000	12,000	
<b>TOTAL REPAIRS AND MAINTENANCE - CONTRACTS</b>		<b>10,206</b>	<b>11,683</b>	<b>11,161</b>	<b>12,000</b>	<b>12,000</b>	
<b>DUES, SUBSCRIPTIONS, AND REGISTRATION FEES</b>							
6451	MEMBERSHIP DUES	4,122	3,870	2,145	2,900	2,900	
6452	SUBSCRIPTIONS	666	596	767	800	800	
<b>TOTAL DUES, SUBSCRIPTIONS, AND REGISTRATION FEES</b>		<b>4,788</b>	<b>4,466</b>	<b>2,912</b>	<b>3,700</b>	<b>3,700</b>	
<b>CONTRACTED SERVICES</b>							
6489	OTHER CONTRACTED SERVICES	-	-	-	-	50,000	
<b>TOTAL CONTRACTED SERVICES</b>		<b>-</b>	<b>-</b>	<b>-</b>	<b>-</b>	<b>50,000</b>	
<b>Total OTHER SERVICES &amp; CHARGES</b>		<b>67,369</b>	<b>74,162</b>	<b>129,902</b>	<b>103,950</b>	<b>164,550</b>	
<b>TOTAL EXPENDITURES &amp; OTHER FINANCING</b>		<b>823,389</b>	<b>698,544</b>	<b>728,981</b>	<b>562,739</b>	<b>720,867</b>	
<b>PERSONNEL COMPLEMENT</b>							
	City Administrator	1.00	1.00	1.00	1.00	1.00	
	Deputy City Administrator/Comm Dev Dir	1.00	1.00	1.00	-	-	
	Human Resources Manager	1.00	-	-	1.00	1.00	
	Personnel Technician	1.00	1.00	1.00	-	-	
	Records Retention Clerk	1.00	1.00	1.00	-	-	
	City Clerk	1.00	1.00	1.00	1.00	1.00	
	Secretary	0.60	0.60	0.60	-	-	
	Administrative Clerks	-	-	-	1.20	1.20	
	Mgmt/IT Intern	0.25	0.50	1.50	-	-	
	Assistant to City Administrator - Management Analyst	-	-	-	1.00	1.50	
	Office Assistant	-	-	-	-	1.00	
	Receptionist	1.00	1.00	1.00	1.00	1.00	
	Administration Total	<b>7.85</b>	<b>7.10</b>	<b>8.10</b>	<b>6.20</b>	<b>7.70</b>	
<b>6249 Miscellaneous Operating Supplies</b>							
	Employee Recognition	1,593	1,660	3,000	2,000	3,000	
	Flowers for illnesses, expenses for staff workshops, thank-you cards, and other miscellaneous operating supplies.	2,338	1,484	1,528	1,000	800	
		<b>3,931</b>	<b>3,144</b>	<b>4,528</b>	<b>3,000</b>	<b>3,800</b>	
<b>6315 Miscellaneous Professional Services</b>							
	Insurance Agent of Record Annual Fee	5,305	5,800	6,000	6,200	6,400	
	Flex Spending(admin & deposit)	808	1,013	1,176	1,500	1,500	
	Employee Assistance Program	1,650	2,490	1,476	2,500	2,500	
	City Code Codification	5,950	7,217	6,926	10,450	7,000	
	Miscellaneous department charges	5,476	840	1,639	6,850	2,100	
	Employment Law Attorney	-	4,719	31,680	-	-	
	CPM Survey	-	1,905	-	-	3,500	
	Minute Taking	-	-	10,494	23,000	23,000	
		<b>19,189</b>	<b>23,984</b>	<b>59,391</b>	<b>50,500</b>	<b>46,000</b>	

City of Ramsey 2014 Requested General Fund Budget

GENERAL FUND 101 - GENERAL GOVERNMENT  
LINE ITEM DETAIL BY COST CENTER OR SUB-FUNCTION

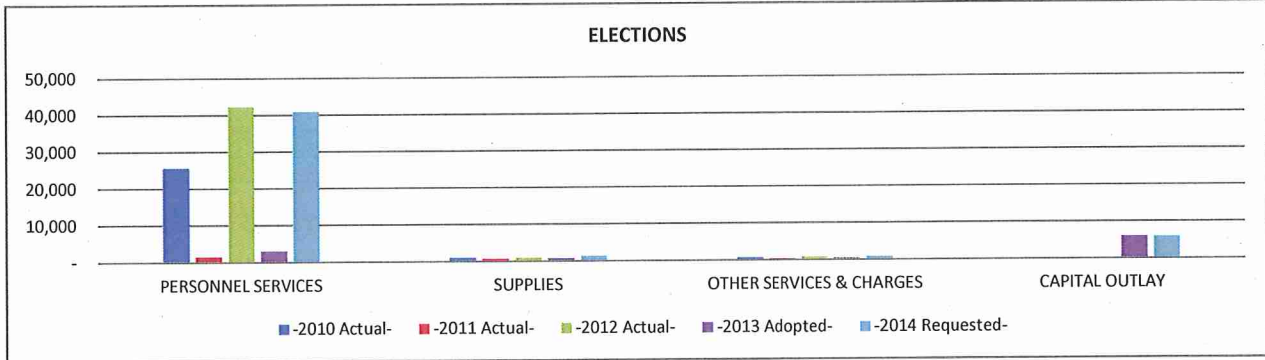
ADMINISTRATION					130
	2010 Actual	2011 Actual	2012 Actual	2013 Adopted	2014 Requested
<b>6335 Training</b>					
League of Minnesota Cities Annual/monthly Conference	-	820	485	900	900
MCMA Conference	-	-	-	750	750
Wellness Fair	-	-	-	1,200	1,200
Don Salverda & Assoc	-	780	780	-	-
Employment Law Seminar	-	-	250	500	500
ICMA Annual Conference	-	1,609	1,690	1,500	1,500
Metropolitan Area Management Assoc (MAMA)	-	165	80	150	150
National Clerks Conference	-	-	-	2,000	2,000
Web QA	-	-	3,000	-	-
Consulting	-	-	5,000	-	-
Miscellaneous Training	6,076	5,960	6,233	2,000	7,000
	<u>6,076</u>	<u>9,334</u>	<u>17,518</u>	<u>9,000</u>	<u>14,000</u>
<b>6405 Office/Data Processing Equipment-Contract</b>					
Postage Meter	1,236	1,236	1,300	1,300	1,300
Copy Machines (3)	8,563	10,097	9,300	9,300	9,300
Shredder	407	350	400	400	400
Misc.	-	-	161	1,000	1,000
	<u>10,206</u>	<u>11,683</u>	<u>11,161</u>	<u>12,000</u>	<u>12,000</u>
<b>6451 Dues</b>					
IPMA - National	-	-	145	145	600
ICMA	-	1,840	1,200	1,000	1,000
MCCMA	-	381	200	-	-
MAMA	-	225	100	-	-
Miscellaneous	-	-	-	1,155	1,300
HR organizations-misc	-	330	500	-	-
Rotary	4,122	1,094	-	600	-
	<u>4,122</u>	<u>3,870</u>	<u>2,145</u>	<u>2,900</u>	<u>2,900</u>
<b>6452 Subscriptions</b>					
Star Tribune Newspaper	223	446	100	450	450
Miscellaneous Subscriptions	443	150	667	350	350
	<u>666</u>	<u>596</u>	<u>767</u>	<u>800</u>	<u>800</u>

City of Ramsey 2014 Requested General Fund Budget

GENERAL FUND 101 - GENERAL GOVERNMENT  
 LINE ITEM DETAIL BY COST CENTER OR SUB-FUNCTION

**ELECTIONS** 141

EXPENDITURE BY OBJECT SUMMARY	-2010 Actual-	-2011 Actual-	-2012 Actual-	-2013 Adopted-	-2014 Requested-
PERSONNEL SERVICES	25,624	1,530	42,257	3,039	40,840
SUPPLIES	1,049	719	986	825	1,350
OTHER SERVICES & CHARGES	657	322	803	405	920
CAPITAL OUTLAY	-	-	-	6,000	5,850
<b>TOTAL EXPENDITURE BY OBJECT</b>	<b>27,330</b>	<b>2,571</b>	<b>44,046</b>	<b>10,269</b>	<b>48,960</b>



City of Ramsey 2014 Requested General Fund Budget

GENERAL FUND 101 - GENERAL GOVERNMENT  
 LINE ITEM DETAIL BY COST CENTER OR SUB-FUNCTION

ELECTIONS 141


EXPENDITURE BY OBJECT RECAP ALL SUB-FUNCTIONS	-2010 Actual-	-2011 Actual-	-2012 Actual-	-2013 Adopted-	-2014 Requested-
<b>PERSONNEL SERVICES</b>					
<b>WAGES AND SALARIES</b>					
6102 F.T. REGULAR-WAGES & SALARIES	127	-	12,325	150	10,594
6103 FULL TIME-REGULAR-OVERTIME	977	-	3,724	1,200	1,200
6105 TEMPORARY-WAGES & SALARIES	24,214	1,500	23,598	1,500	27,000
<b>TOTAL WAGES AND SALARIES</b>	<b>25,318</b>	<b>1,500</b>	<b>39,647</b>	<b>2,850</b>	<b>38,794</b>
<b>EMPLOYER CONTRIBUTIONS</b>					
6121 PERA CONTRIBUTIONS	77	-	1,163	87	855
6122 FICA/MEDICARE CONTRIBUTIONS	83	-	1,186	92	902
6133 WORKERS COMP INSURANCE PREMIUM	146	30	261	10	289
<b>TOTAL EMPLOYER CONTRIBUTIONS</b>	<b>306</b>	<b>30</b>	<b>2,610</b>	<b>189</b>	<b>2,046</b>
<b>Total PERSONNEL SERVICES</b>	<b>25,624</b>	<b>1,530</b>	<b>42,257</b>	<b>3,039</b>	<b>40,840</b>
<b>SUPPLIES</b>					
<b>OFFICE SUPPLIES</b>					
6208 MISCELLANEOUS OFFICE SUPPLIES	-	-	-	25	200
<b>TOTAL OFFICE SUPPLIES</b>	<b>-</b>	<b>-</b>	<b>-</b>	<b>25</b>	<b>200</b>
<b>OPERATING SUPPLIES</b>					
6249 MISCELLANEOUS OPERATING SUPPLY	1,049	719	986	800	1,150
<b>TOTAL OPERATING SUPPLIES</b>	<b>1,049</b>	<b>719</b>	<b>986</b>	<b>800</b>	<b>1,150</b>
<b>Total SUPPLIES</b>	<b>1,049</b>	<b>719</b>	<b>986</b>	<b>825</b>	<b>1,350</b>
<b>OTHER SERVICES &amp; CHARGES</b>					
<b>COMMUNICATION</b>					
6322 POSTAGE	126	-	154	130	160
<b>TOTAL COMMUNICATION</b>	<b>126</b>	<b>-</b>	<b>154</b>	<b>130</b>	<b>160</b>
<b>INSURANCE</b>					
6361 GENERAL LIABILITY/PROPERTY INS	186	2	364	25	500
<b>TOTAL INSURANCE</b>	<b>186</b>	<b>2</b>	<b>364</b>	<b>25</b>	<b>500</b>
<b>DUES, SUBSCRIPTIONS, AND REGISTRATION FEES</b>					
6451 MEMBERSHIP DUES	345	320	285	250	260
<b>TOTAL DUES, SUBSCRIPTIONS, AND REGISTRATION FEES</b>	<b>345</b>	<b>320</b>	<b>285</b>	<b>250</b>	<b>260</b>
<b>Total OTHER SERVICES &amp; CHARGES</b>	<b>657</b>	<b>322</b>	<b>803</b>	<b>405</b>	<b>920</b>
<b>CAPITAL OUTLAY</b>					
<b>CAPITAL OUTLAY</b>					
6580 OTHER EQUIPMENT	-	-	-	6,000	5,850
<b>TOTAL CAPITAL OUTLAY</b>	<b>-</b>	<b>-</b>	<b>-</b>	<b>6,000</b>	<b>5,850</b>
<b>Total CAPITAL OUTLAY</b>	<b>-</b>	<b>-</b>	<b>-</b>	<b>6,000</b>	<b>5,850</b>
<b>TOTAL EXPENDITURES &amp; OTHER FINANCING</b>	<b>27,330</b>	<b>2,571</b>	<b>44,046</b>	<b>10,269</b>	<b>48,960</b>

City of Ramsey 2014 Requested General Fund Budget

GENERAL FUND 101 - GENERAL GOVERNMENT  
 LINE ITEM DETAIL BY COST CENTER OR SUB-FUNCTION

**FINANCE** 153

EXPENDITURE BY OBJECT SUMMARY	-2010 Actual-	-2011 Actual-	-2012 Actual-	-2013 Adopted-	-2014 Requested-
PERSONNEL SERVICES	328,157	278,381	275,729	262,808	261,721
SUPPLIES	1,263	1,604	1,590	1,600	1,710
OTHER SERVICES & CHARGES	39,609	40,732	40,229	46,700	45,550
<b>TOTAL EXPENDITURE BY OBJECT</b>	<b>369,029</b>	<b>320,717</b>	<b>317,548</b>	<b>311,108</b>	<b>308,981</b>



City of Ramsey 2014 Requested General Fund Budget

GENERAL FUND 101 - GENERAL GOVERNMENT  
LINE ITEM DETAIL BY COST CENTER OR SUB-FUNCTION

		FINANCE					153
EXPENDITURE BY OBJECT RECAP ALL SUB-FUNCTIONS		-2010 Actual-	-2011 Actual-	-2012 Actual-	-2013 Adopted-	-2014 Requested-	
<b>PERSONNEL SERVICES</b>							
<b>WAGES AND SALARIES</b>							
6102	F.T. REGULAR-WAGES & SALARIES	220,880	192,915	197,056	189,181	199,535	
6104	PART TIME-WAGES & SALARIES	26,242	9,903	-	-	-	
6105	TEMPORARY-WAGES & SALARIES	-	-	2,820	-	-	
<b>TOTAL WAGES AND SALARIES</b>		<b>247,122</b>	<b>202,818</b>	<b>199,876</b>	<b>189,181</b>	<b>199,535</b>	
<b>OTHER GROSS EARNINGS</b>							
6108	SEVERANCE PAY	9,228	6,632	-	-	-	
<b>TOTAL OTHER GROSS EARNINGS</b>		<b>9,228</b>	<b>6,632</b>	<b>-</b>	<b>-</b>	<b>-</b>	
<b>EMPLOYER CONTRIBUTIONS</b>							
6121	PERA CONTRIBUTIONS	17,429	14,887	15,032	13,716	14,466	
6122	FICA/MEDICARE CONTRIBUTIONS	18,844	15,526	15,202	16,341	16,468	
6131	GROUP INSURANCE	34,059	36,590	44,302	42,084	29,685	
6133	WORKERS COMP INSURANCE PREMIUM	1,475	1,928	1,317	1,486	1,567	
<b>TOTAL EMPLOYER CONTRIBUTIONS</b>		<b>71,807</b>	<b>68,931</b>	<b>75,853</b>	<b>73,627</b>	<b>62,186</b>	
<b>Total PERSONNEL SERVICES</b>		<b>328,157</b>	<b>278,381</b>	<b>275,729</b>	<b>262,808</b>	<b>261,721</b>	
<b>SUPPLIES</b>							
<b>OFFICE SUPPLIES</b>							
6204	STATIONERY, ENVELOPES & FORMS	810	753	1,114	800	930	
6208	MISCELLANEOUS OFFICE SUPPLIES	453	851	476	800	780	
<b>TOTAL OFFICE SUPPLIES</b>		<b>1,263</b>	<b>1,604</b>	<b>1,590</b>	<b>1,600</b>	<b>1,710</b>	
<b>Total SUPPLIES</b>		<b>1,263</b>	<b>1,604</b>	<b>1,590</b>	<b>1,600</b>	<b>1,710</b>	
<b>OTHER SERVICES &amp; CHARGES</b>							
<b>PROFESSIONAL SERVICES</b>							
6302	AUDITING & ACCOUNTING SERVICES	29,285	26,835	27,035	30,000	27,500	
<b>TOTAL PROFESSIONAL SERVICES</b>		<b>29,285</b>	<b>26,835</b>	<b>27,035</b>	<b>30,000</b>	<b>27,500</b>	
<b>COMMUNICATION</b>							
6321	TELEPHONE	490	452	527	600	600	
6322	POSTAGE	2,058	1,974	1,929	2,300	2,300	
<b>TOTAL COMMUNICATION</b>		<b>2,548</b>	<b>2,426</b>	<b>2,456</b>	<b>2,900</b>	<b>2,900</b>	
<b>EMPLOYEE REIMBURSEMENTS</b>							
6335	TRAINING	72	3,322	1,707	5,000	5,000	
<b>TOTAL EMPLOYEE REIMBURSEMENTS</b>		<b>72</b>	<b>3,322</b>	<b>1,707</b>	<b>5,000</b>	<b>5,000</b>	
<b>ADVERTISING AND PUBLISHING</b>							
6352	GENERAL NOTICE & PUBLIC INFOR	267	876	887	700	1,000	
<b>TOTAL ADVERTISING AND PUBLISHING</b>		<b>267</b>	<b>876</b>	<b>887</b>	<b>700</b>	<b>1,000</b>	
<b>INSURANCE</b>							
6361	GENERAL LIABILITY/PROPERTY INS	4,029	3,800	3,652	4,200	4,200	
<b>TOTAL INSURANCE</b>		<b>4,029</b>	<b>3,800</b>	<b>3,652</b>	<b>4,200</b>	<b>4,200</b>	
<b>DUES, SUBSCRIPTIONS, AND REGISTRATION FEES</b>							
6451	MEMBERSHIP DUES	370	310	310	500	500	
<b>TOTAL DUES, SUBSCRIPTIONS, AND REGISTRATION FEES</b>		<b>370</b>	<b>310</b>	<b>310</b>	<b>500</b>	<b>500</b>	
<b>CONTRACTED SERVICES</b>							
6489	OTHER CONTRACTED SERVICES	3,038	3,163	4,182	3,400	4,450	
<b>TOTAL CONTRACTED SERVICES</b>		<b>3,038</b>	<b>3,163</b>	<b>4,182</b>	<b>3,400</b>	<b>4,450</b>	
<b>Total OTHER SERVICES &amp; CHARGES</b>		<b>39,609</b>	<b>40,732</b>	<b>40,229</b>	<b>46,700</b>	<b>45,550</b>	
<b>TOTAL EXPENDITURES &amp; OTHER FINANCING</b>		<b>369,029</b>	<b>320,717</b>	<b>317,548</b>	<b>311,108</b>	<b>308,981</b>	

City of Ramsey 2014 Requested General Fund Budget

GENERAL FUND 101 - GENERAL GOVERNMENT  
 LINE ITEM DETAIL BY COST CENTER OR SUB-FUNCTION

	FINANCE					153
	2010 Actual	2011 Actual	2012 Actual	2013 Adopted	2014 Requested	
<b>PERSONNEL COMPLEMENT</b>						
Finance Director	1.00	1.00	1.00	1.00	1.00	1.00
Asst. Finance Director	1.00	1.00	1.00	1.00	1.00	1.00
Accountant I	1.00	1.00	1.00	1.00	1.00	1.00
Accountant II	-	-	-	-	-	-
Accounting Clerk	1.00	1.00	1.00	0.80	0.70	0.70
Data Entry Clerk	0.62	0.62	-	-	-	-
Finance Total	4.62	4.62	4.00	3.80	3.70	3.70
<b>6489 Other Contracted Services</b>						
CIP Software Support	721	722	720	800	800	800
Misc-safe repair and collateral charge for deposits						
Statutes.	2,317	2,441	3,462	2,600	3,650	3,650
	3,038	3,163	4,182	3,400	4,450	4,450

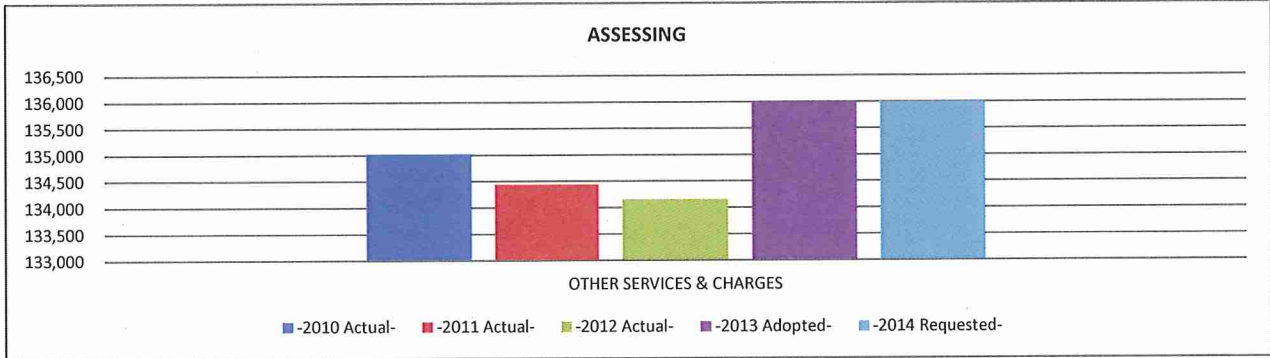
**THIS PAGE INTENTIONALLY LEFT BLANK**

City of Ramsey 2014 Requested General Fund Budget

GENERAL FUND 101 - GENERAL GOVERNMENT  
LINE ITEM DETAIL BY COST CENTER OR SUB-FUNCTION

ASSESSING 155

EXPENDITURE BY OBJECT SUMMARY	-2010 Actual-	-2011 Actual-	-2012 Actual-	-2013 Adopted-	-2014 Requested-
OTHER SERVICES & CHARGES	135,018	134,439	134,156	136,000	136,000
<b>TOTAL EXPENDITURE BY OBJECT</b>	<b>135,018</b>	<b>134,439</b>	<b>134,156</b>	<b>136,000</b>	<b>136,000</b>



EXPENDITURE BY OBJECT RECAP ALL SUB-FUNCTIONS	-2010 Actual-	-2011 Actual-	-2012 Actual-	-2013 Adopted-	-2014 Requested-
OTHER SERVICES & CHARGES					
CONTRACTED SERVICES					
6489 OTHER CONTRACTED SERVICES	135,018	134,439	134,156	136,000	136,000
TOTAL CONTRACTED SERVICES	135,018	134,439	134,156	136,000	136,000
Total OTHER SERVICES & CHARGES	135,018	134,439	134,156	136,000	136,000
<b>TOTAL EXPENDITURES &amp; OTHER FINANCING</b>	<b>135,018</b>	<b>134,439</b>	<b>134,156</b>	<b>136,000</b>	<b>136,000</b>

	2010 Actual	2011 Actual	2012 Actual	2013 Adopted	2014 Requested
<b>6489 Other Contracted Services</b>					
Residential Improved Parcels	98,883	98,322	98,883	98,883	98,883
Commercial and Industrial Parcels	31,600	31,600	31,600	32,600	32,600
Unimproved land Parcels	4,535	4,517	3,673	4,517	4,517
	135,018	134,439	134,156	136,000	136,000

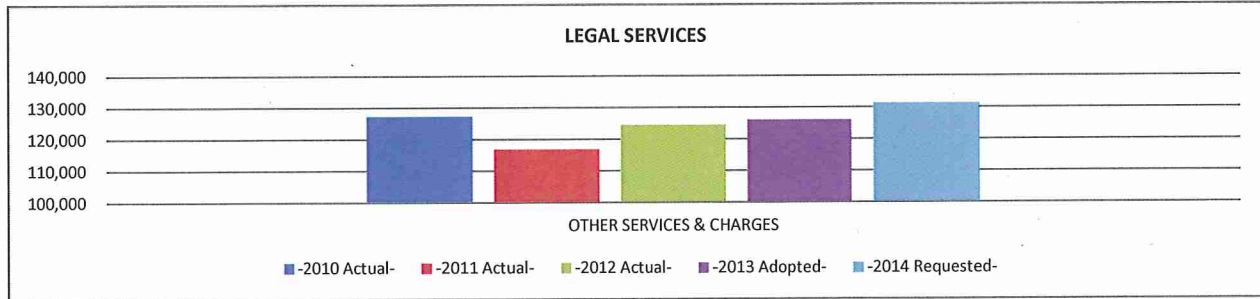
**THIS PAGE INTENTIONALLY LEFT BLANK**

City of Ramsey 2014 Requested General Fund Budget

GENERAL FUND 101 - GENERAL GOVERNMENT  
LINE ITEM DETAIL BY COST CENTER OR SUB-FUNCTION

**LEGAL SERVICES** 161

EXPENDITURE BY OBJECT SUMMARY	-2010 Actual-	-2011 Actual-	-2012 Actual-	-2013 Adopted-	-2014 Requested-
OTHER SERVICES & CHARGES	127,252	116,864	124,461	126,000	131,200
<b>TOTAL EXPENDITURE BY OBJECT</b>	<b>127,252</b>	<b>116,864</b>	<b>124,461</b>	<b>126,000</b>	<b>131,200</b>



EXPENDITURE BY OBJECT RECAP ALL SUB-FUNCTIONS	-2010 Actual-	-2011 Actual-	-2012 Actual-	-2013 Adopted-	-2014 Requested-
<b>OTHER SERVICES &amp; CHARGES</b>					
<b>PROFESSIONAL SERVICES</b>					
6304 LEGAL FEES	126,355	115,864	123,432	125,000	130,000
<b>TOTAL PROFESSIONAL SERVICES</b>	<b>126,355</b>	<b>115,864</b>	<b>123,432</b>	<b>125,000</b>	<b>130,000</b>
<b>INSURANCE</b>					
6361 GENERAL LIABILITY/PROPERTY INS	897	1,000	1,029	1,000	1,200
<b>TOTAL INSURANCE</b>	<b>897</b>	<b>1,000</b>	<b>1,029</b>	<b>1,000</b>	<b>1,200</b>
<b>Total OTHER SERVICES &amp; CHARGES</b>	<b>127,252</b>	<b>116,864</b>	<b>124,461</b>	<b>126,000</b>	<b>131,200</b>
<b>TOTAL EXPENDITURES &amp; OTHER FINANCING</b>	<b>127,252</b>	<b>116,864</b>	<b>124,461</b>	<b>126,000</b>	<b>131,200</b>

**2010 Actual    2011 Actual    2012 Actual    2013 Adopted    2014 Requested**

6304 Legal Fees	2010 Actual	2011 Actual	2012 Actual	2013 Adopted	2014 Requested
General Legal - Randall, Dehn, Goodrich	52,521	56,741	50,000	53,000	55,000
Prosecution - Randall, Dehn, Goodrich	68,000	56,202	68,000	69,000	71,000
Other Legal - Kennedy & Graven, Personnel, etc.	5,834	2,921	5,432	3,000	4,000
	<b>126,355</b>	<b>115,864</b>	<b>123,432</b>	<b>125,000</b>	<b>130,000</b>


**THIS PAGE INTENTIONALLY LEFT BLANK**

City of Ramsey 2014 Requested General Fund Budget

GENERAL FUND 101 - GENERAL GOVERNMENT  
 LINE ITEM DETAIL BY COST CENTER OR SUB-FUNCTION

**PLANNING AND ZONING** 191

EXPENDITURE BY OBJECT SUMMARY	-2010 Actual-	-2011 Actual-	-2012 Actual-	-2013 Adopted-	-2014 Requested-
PERSONNEL SERVICES	207,362	153,152	114,015	127,467	164,812
SUPPLIES	807	1,170	374	1,200	1,180
OTHER SERVICES & CHARGES	14,410	31,261	24,779	30,400	30,400
<b>TOTAL EXPENDITURE BY OBJECT</b>	<b>222,579</b>	<b>185,583</b>	<b>139,168</b>	<b>159,067</b>	<b>196,392</b>



City of Ramsey 2014 Requested General Fund Budget

GENERAL FUND 101 - GENERAL GOVERNMENT  
 LINE ITEM DETAIL BY COST CENTER OR SUB-FUNCTION

PLANNING AND ZONING 191

EXPENDITURE BY OBJECT RECAP ALL SUB-FUNCTIONS	-2010 Actual-	-2011 Actual-	-2012 Actual-	-2013 Adopted-	-2014 Requested-
<b>PERSONNEL SERVICES</b>					
<b>WAGES AND SALARIES</b>					
6102 F.T. REGULAR-WAGES & SALARIES	160,261	111,528	78,241	94,341	104,280
6103 FULL TIME-REGULAR-OVERTIME	172	-	-	-	-
6105 TEMPORARY-WAGES & SALARIES	-	-	-	-	24,960
<b>TOTAL WAGES AND SALARIES</b>	<b>160,433</b>	<b>111,528</b>	<b>78,241</b>	<b>94,341</b>	<b>129,240</b>
<b>OTHER GROSS EARNINGS</b>					
6108 SEVERANCE PAY	-	3,395	5,724	-	-
<b>TOTAL OTHER GROSS EARNINGS</b>	<b>-</b>	<b>3,395</b>	<b>5,724</b>	<b>-</b>	<b>-</b>
<b>EMPLOYER CONTRIBUTIONS</b>					
6121 PERA CONTRIBUTIONS	11,329	8,305	5,935	6,840	7,560
6122 FICA/MEDICARE CONTRIBUTIONS	11,906	8,359	6,483	7,891	10,622
6131 GROUP INSURANCE	22,771	20,270	17,497	17,640	16,356
6133 WORKERS COMP INSURANCE PREMIUM	923	1,295	135	755	1,034
<b>TOTAL EMPLOYER CONTRIBUTIONS</b>	<b>46,929</b>	<b>38,229</b>	<b>30,050</b>	<b>33,126</b>	<b>35,572</b>
<b>Total PERSONNEL SERVICES</b>	<b>207,362</b>	<b>153,152</b>	<b>114,015</b>	<b>127,467</b>	<b>164,812</b>
<b>SUPPLIES</b>					
<b>OFFICE SUPPLIES</b>					
6208 MISCELLANEOUS OFFICE SUPPLIES	186	281	239	200	180
<b>TOTAL OFFICE SUPPLIES</b>	<b>186</b>	<b>281</b>	<b>239</b>	<b>200</b>	<b>180</b>
<b>OPERATING SUPPLIES</b>					
6249 MISCELLANEOUS OPERATING SUPPLY	621	889	135	1,000	1,000
<b>TOTAL OPERATING SUPPLIES</b>	<b>621</b>	<b>889</b>	<b>135</b>	<b>1,000</b>	<b>1,000</b>
<b>Total SUPPLIES</b>	<b>807</b>	<b>1,170</b>	<b>374</b>	<b>1,200</b>	<b>1,180</b>
<b>OTHER SERVICES &amp; CHARGES</b>					
<b>PROFESSIONAL SERVICES</b>					
6315 MISCELLANEOUS PROFESSIONAL SER	7,998	23,358	18,425	20,000	20,000
<b>TOTAL PROFESSIONAL SERVICES</b>	<b>7,998</b>	<b>23,358</b>	<b>18,425</b>	<b>20,000</b>	<b>20,000</b>
<b>COMMUNICATION</b>					
6321 TELEPHONE	492	452	527	1,000	1,000
6322 POSTAGE	318	756	251	600	600
6323 CELLULAR PHONES	900	843	595	850	850
6325 LONG DISTANCE CHARGES	-	-	-	100	100
<b>TOTAL COMMUNICATION</b>	<b>1,710</b>	<b>2,051</b>	<b>1,373</b>	<b>2,550</b>	<b>2,550</b>
<b>EMPLOYEE REIMBURSEMENTS</b>					
6331 TRAVEL & LODGING	801	193	437	900	900
6334 MILEAGE REIMBURSEMENT	100	7	49	200	200
6335 TRAINING	682	1,121	1,853	1,500	1,500
<b>TOTAL EMPLOYEE REIMBURSEMENTS</b>	<b>1,583</b>	<b>1,321</b>	<b>2,339</b>	<b>2,600</b>	<b>2,600</b>
<b>ADVERTISING AND PUBLISHING</b>					
6352 GENERAL NOTICE & PUBLIC INFOR	282	-	610	900	900
<b>TOTAL ADVERTISING AND PUBLISHING</b>	<b>282</b>	<b>-</b>	<b>610</b>	<b>900</b>	<b>900</b>
<b>INSURANCE</b>					
6361 GENERAL LIABILITY/PROPERTY INS	1,510	3,000	1,151	2,000	2,000
<b>TOTAL INSURANCE</b>	<b>1,510</b>	<b>3,000</b>	<b>1,151</b>	<b>2,000</b>	<b>2,000</b>
<b>DUES, SUBSCRIPTIONS, AND REGISTRATION FEES</b>					
6451 MEMBERSHIP DUES	818	1,068	457	1,400	1,400
6452 SUBSCRIPTIONS	168	463	424	600	600
<b>TOTAL DUES, SUBSCRIPTIONS, AND REGISTRATION FEES</b>	<b>986</b>	<b>1,531</b>	<b>881</b>	<b>2,000</b>	<b>2,000</b>
<b>BOOKS AND PAMPHLETS</b>					
6471 BOOKS & PAMPHLETS	341	-	-	350	350
<b>TOTAL BOOKS AND PAMPHLETS</b>	<b>341</b>	<b>-</b>	<b>-</b>	<b>350</b>	<b>350</b>
<b>Total OTHER SERVICES &amp; CHARGES</b>	<b>14,410</b>	<b>31,261</b>	<b>24,779</b>	<b>30,400</b>	<b>30,400</b>
<b>TOTAL EXPENDITURES &amp; OTHER FINANCING</b>	<b>222,579</b>	<b>185,583</b>	<b>139,168</b>	<b>159,067</b>	<b>196,392</b>

City of Ramsey 2014 Requested General Fund Budget

GENERAL FUND 101 - GENERAL GOVERNMENT  
 LINE ITEM DETAIL BY COST CENTER OR SUB-FUNCTION

**PLANNING AND ZONING** **191**

	2010 Actual	2011 Actual	2012 Actual	2013 Adopted	2014 Requested
<b>PERSONNEL COMPLEMENT</b>					
Economic Development Manager	-	-	1.00	1.00	1.00
TIF/Economic Development Specialist	1.00	-	-	-	-
Planning Manager	1.00	1.00	-	-	-
Development Services Manager	-	-	-	-	1.00
Senior Planner	-	-	1.00	1.00	-
Associate Planner	1.00	1.00	-	-	1.00
Secretary	1.00	1.00	1.00	1.00	1.00
Planning Intern	-	-	-	-	0.50
Rental License Intern	0.25	-	-	-	0.50
Planning & Zoning/EDA Total	4.25	3.00	3.00	3.00	5.00
<b>6315 Miscellaneous Professional Services</b>					
Planning Service Consultant	7,998	23,358	18,425	20,000	20,000
	7,998	23,358	18,425	20,000	20,000

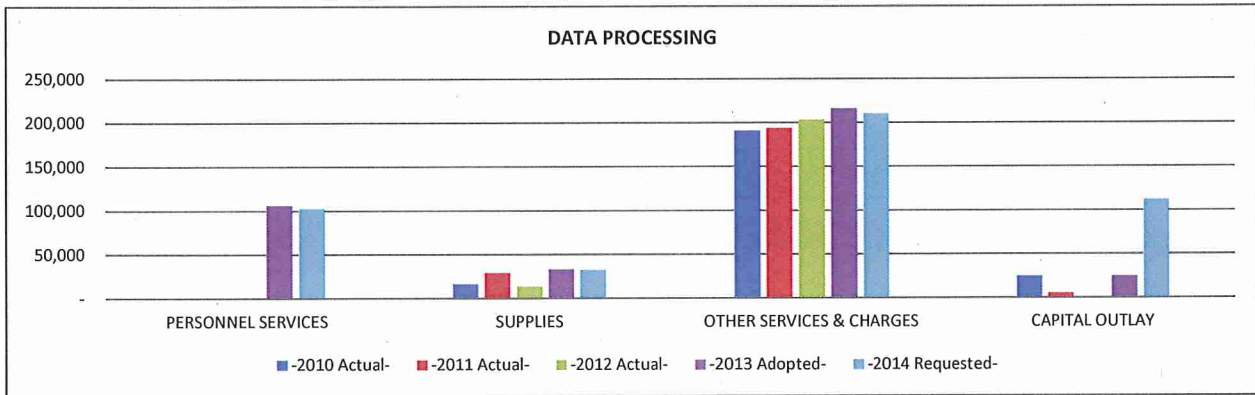
**THIS PAGE INTENTIONALLY LEFT BLANK**

City of Ramsey 2014 Requested General Fund Budget

GENERAL FUND 101 - GENERAL GOVERNMENT  
 LINE ITEM DETAIL BY COST CENTER OR SUB-FUNCTION

**DATA PROCESSING** 192

EXPENDITURE BY OBJECT SUMMARY	-2010 Actual-	-2011 Actual-	-2012 Actual-	-2013 Adopted-	-2014 Requested-
PERSONNEL SERVICES	-	-	-	106,051	102,124
SUPPLIES	16,481	29,060	13,681	33,250	32,625
OTHER SERVICES & CHARGES	190,722	193,877	203,229	215,700	210,319
CAPITAL OUTLAY	25,098	5,900	-	25,000	112,000
<b>TOTAL EXPENDITURE BY OBJECT</b>	<b>232,301</b>	<b>228,837</b>	<b>216,910</b>	<b>380,001</b>	<b>457,068</b>



City of Ramsey 2014 Requested General Fund Budget

GENERAL FUND 101 - GENERAL GOVERNMENT  
 LINE ITEM DETAIL BY COST CENTER OR SUB-FUNCTION

**DATA PROCESSING** **192**

EXPENDITURE BY OBJECT RECAP ALL SUB-FUNCTIONS	-2010 Actual-	-2011 Actual-	-2012 Actual-	-2013 Adopted-	-2014 Requested-
<b>PERSONNEL SERVICES</b>					
<b>WAGES AND SALARIES</b>					
6102 F.T. REGULAR-WAGES & SALARIES	-	-	-	84,037	58,984
6104 PART TIME-WAGES & SALARIES	-	-	-	-	20,967
<b>TOTAL WAGES AND SALARIES</b>	-	-	-	<b>84,037</b>	<b>79,951</b>
<b>EMPLOYER CONTRIBUTIONS</b>					
6121 PERA CONTRIBUTIONS	-	-	-	6,093	5,796
6122 FICA/MEDICARE CONTRIBUTIONS	-	-	-	6,429	6,116
6131 GROUP INSURANCE	-	-	-	8,820	9,621
6133 WORKERS COMP INSURANCE PREMIUM	-	-	-	672	640
<b>TOTAL EMPLOYER CONTRIBUTIONS</b>	-	-	-	<b>22,014</b>	<b>22,173</b>
<b>Total PERSONNEL SERVICES</b>	-	-	-	<b>106,051</b>	<b>102,124</b>
<b>SUPPLIES</b>					
<b>OFFICE SUPPLIES</b>					
6206 FILM, MICROFILM, TAPES, DISKS	122	142	-	500	150
6208 MISCELLANEOUS OFFICE SUPPLIES	-	-	307	-	375
<b>TOTAL OFFICE SUPPLIES</b>	<b>122</b>	<b>142</b>	<b>307</b>	<b>500</b>	<b>525</b>
<b>OPERATING SUPPLIES</b>					
6249 MISCELLANEOUS OPERATING SUPPLY	439	1,078	567	750	740
<b>TOTAL OPERATING SUPPLIES</b>	<b>439</b>	<b>1,078</b>	<b>567</b>	<b>750</b>	<b>740</b>
<b>SMALL TOOLS AND MINOR EQUIPMENT</b>					
6281 SMALL TOOLS & MINOR EQUIPMENT	15,920	27,840	12,807	32,000	31,360
<b>TOTAL SMALL TOOLS AND MINOR EQUIPMENT</b>	<b>15,920</b>	<b>27,840</b>	<b>12,807</b>	<b>32,000</b>	<b>31,360</b>
<b>Total SUPPLIES</b>	<b>16,481</b>	<b>29,060</b>	<b>13,681</b>	<b>33,250</b>	<b>32,625</b>
<b>OTHER SERVICES &amp; CHARGES</b>					
<b>COMMUNICATION</b>					
6321 TELEPHONE	13,573	13,069	13,267	13,000	14,000
<b>TOTAL COMMUNICATION</b>	<b>13,573</b>	<b>13,069</b>	<b>13,267</b>	<b>13,000</b>	<b>14,000</b>
<b>EMPLOYEE REIMBURSEMENTS</b>					
6335 TRAINING	350	350	-	500	500
<b>TOTAL EMPLOYEE REIMBURSEMENTS</b>	<b>350</b>	<b>350</b>	<b>-</b>	<b>500</b>	<b>500</b>
<b>INSURANCE</b>					
6361 GENERAL LIABILITY/PROPERTY INS	1,529	1,800	1,793	2,000	2,200
<b>TOTAL INSURANCE</b>	<b>1,529</b>	<b>1,800</b>	<b>1,793</b>	<b>2,000</b>	<b>2,200</b>
<b>REPAIRS AND MAINTENANCE - CONTRACTS</b>					
6405 OFFICE & DATA PROCESSING EQUIP	175,270	178,658	188,169	200,200	193,619
<b>TOTAL REPAIRS AND MAINTENANCE - CONTRACTS</b>	<b>175,270</b>	<b>178,658</b>	<b>188,169</b>	<b>200,200</b>	<b>193,619</b>
<b>Total OTHER SERVICES &amp; CHARGES</b>	<b>190,722</b>	<b>193,877</b>	<b>203,229</b>	<b>215,700</b>	<b>210,319</b>
<b>CAPITAL OUTLAY</b>					
<b>CAPITAL OUTLAY</b>					
6585 COMPUTER HARDWARE/SOFTWARE	25,098	5,900	-	25,000	112,000
<b>TOTAL CAPITAL OUTLAY</b>	<b>25,098</b>	<b>5,900</b>	<b>-</b>	<b>25,000</b>	<b>112,000</b>
<b>Total CAPITAL OUTLAY</b>	<b>25,098</b>	<b>5,900</b>	<b>-</b>	<b>25,000</b>	<b>112,000</b>
<b>TOTAL EXPENDITURES &amp; OTHER FINANCING</b>	<b>232,301</b>	<b>228,837</b>	<b>216,910</b>	<b>380,001</b>	<b>457,068</b>

City of Ramsey 2014 Requested General Fund Budget

GENERAL FUND 101 - GENERAL GOVERNMENT  
LINE ITEM DETAIL BY COST CENTER OR SUB-FUNCTION

<b>DATA PROCESSING</b>						<b>192</b>
	<b>2010 Actual</b>	<b>2011 Actual</b>	<b>2012 Actual</b>	<b>2013 Adopted</b>	<b>2014 Requested</b>	
<b>PERSONNEL COMPLEMENT</b>						
IT Manager	1.00	1.00	1.00	1.00	1.00	
IT Tech	-	-	-	-	0.50	
Data Processing	1.00	1.00	1.00	1.00	1.50	
<b>6405 Office Equipment Contracts</b>						
Support	8,560	12,000	12,623	12,000	12,000	
Destiny Software	-	-	3,741	-	-	
GL Inquiry Software	900	920	2,455	-	-	
Financial Support (General Ledger, P/R, S/A, F/A & System Dev)	57,407	56,586	56,281	64,631	67,053	
Code Enforcement Software	-	-	3,000	-	-	
PIMS System Support	27,186	23,034	22,740	25,736	27,197	
GIS	35,798	36,946	38,064	38,066	30,000	
Laser Fiche Licensing	6,590	7,000	9,491	7,000	7,000	
Licensing/maintenance	29,000	30,000	22,686	35,300	35,000	
Internet (Included in LOGIS Support)	9,829	9,972	10,044	10,044	10,185	
Employee Self-Service (ESS)	-	2,200	2,244	2,239	-	
CRM Support	-	-	4,800	5,184	5,184	
	175,270	178,658	188,169	200,200	193,619	
<b>6585 Computer Hardware / Software</b>						
Other Capital Outlay	25,098	5,900	-	-	-	
2012 Fiber Hardware & Sever	-	-	-	25,000	112,000	
	25,098	5,900	-	25,000	112,000	

**THIS PAGE INTENTIONALLY LEFT BLANK**

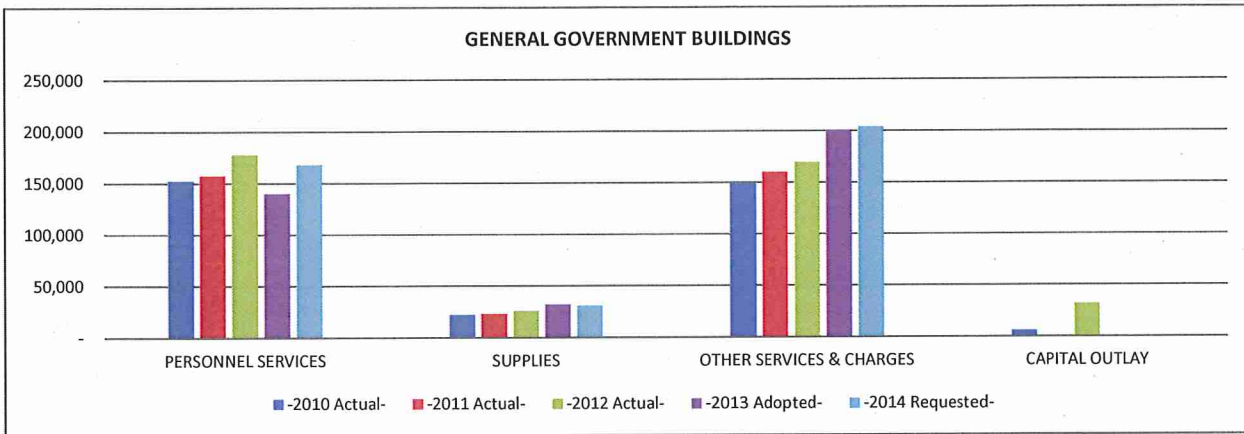
City of Ramsey 2014 Requested General Fund Budget

GENERAL FUND 101 - GENERAL GOVERNMENT  
 LINE ITEM DETAIL BY COST CENTER OR SUB-FUNCTION

**GENERAL GOVERNMENT BUILDINGS** 194

2010 Actual    2011 Actual    2012 Actual    2013 Adopted    2014 Requested

EXPENDITURE BY OBJECT SUMMARY	-2010 Actual-	-2011 Actual-	-2012 Actual-	-2013 Adopted-	-2014 Requested-
PERSONNEL SERVICES	152,489	157,515	177,621	139,972	167,792
SUPPLIES	22,159	23,107	25,671	31,900	30,705
OTHER SERVICES & CHARGES	149,547	160,161	169,294	200,750	204,075
CAPITAL OUTLAY	5,983	-	31,709	-	-
<b>TOTAL EXPENDITURE BY OBJECT</b>	<b>330,178</b>	<b>340,783</b>	<b>404,295</b>	<b>372,622</b>	<b>402,572</b>



City of Ramsey 2014 Requested General Fund Budget

GENERAL FUND 101 - GENERAL GOVERNMENT  
 LINE ITEM DETAIL BY COST CENTER OR SUB-FUNCTION

**GENERAL GOVERNMENT BUILDINGS** 194

2010 Actual      2011 Actual      2012 Actual      2013 Adopted      2014 Requested

**EXPENDITURE BY OBJECT RECAP ALL SUB-FUNCTIONS**      -2010 Actual-      -2011 Actual-      -2012 Actual-      -2013 Adopted-      -2014 Requested-

**PERSONNEL SERVICES**

PERSONNEL SERVICES		-2010 Actual-	-2011 Actual-	-2012 Actual-	-2013 Adopted-	-2014 Requested-
<b>WAGES AND SALARIES</b>						
6102	F.T. REGULAR-WAGES & SALARIES	92,437	93,727	97,045	96,676	100,087
6103	FULL TIME-REGULAR-OVERTIME	546	683	1,805	-	-
6104	PART TIME-WAGES & SALARIES	20,975	20,554	10,443	-	17,934
6105	TEMPORARY-WAGES & SALARIES	132	-	12,647	-	-
6107	OVERTIME-PART TIME	-	235	196	-	-
<b>TOTAL WAGES AND SALARIES</b>		<b>114,090</b>	<b>115,199</b>	<b>122,136</b>	<b>96,676</b>	<b>118,021</b>
<b>OTHER GROSS EARNINGS</b>						
6108	SEVERANCE PAY	-	-	9,620	-	-
<b>TOTAL OTHER GROSS EARNINGS</b>		<b>-</b>	<b>-</b>	<b>9,620</b>	<b>-</b>	<b>-</b>
<b>EMPLOYER CONTRIBUTIONS</b>						
6121	PERA CONTRIBUTIONS	7,977	8,331	8,795	7,009	8,557
6122	FICA/MEDICARE CONTRIBUTIONS	8,202	8,217	8,972	7,396	9,028
6131	GROUP INSURANCE	18,446	20,527	24,298	24,444	26,285
6133	WORKERS COMP INSURANCE PREMIUM	3,774	5,241	3,800	4,447	5,901
<b>TOTAL EMPLOYER CONTRIBUTIONS</b>		<b>38,399</b>	<b>42,316</b>	<b>45,865</b>	<b>43,296</b>	<b>49,771</b>
<b>Total PERSONNEL SERVICES</b>		<b>152,489</b>	<b>157,515</b>	<b>177,621</b>	<b>139,972</b>	<b>167,792</b>

**SUPPLIES**

<b>OPERATING SUPPLIES</b>						
6221	CLEANING SUPPLIES	1,928	1,798	2,844	2,500	2,700
6223	GASOLINE	2,384	2,754	2,966	3,000	2,500
6225	DIESEL FUEL	246	484	1,735	2,000	2,000
6249	MISCELLANEOUS OPERATING SUPPLY	11,474	11,164	12,947	13,500	12,815
<b>TOTAL OPERATING SUPPLIES</b>		<b>16,032</b>	<b>16,200</b>	<b>20,492</b>	<b>21,000</b>	<b>20,015</b>
<b>REPAIR AND MAINTENANCE SUPPLIES</b>						
6257	OTHER VEHICLE PARTS	926	1,428	701	1,000	1,080
6259	BUILDING MAINT/REPAIR SUPPLIES	2,750	2,302	1,274	5,500	5,420
6275	OTHER EQUIPMENT PARTS	85	10	89	400	400
<b>TOTAL REPAIR AND MAINTENANCE SUPPLIES</b>		<b>3,761</b>	<b>3,740</b>	<b>2,064</b>	<b>6,900</b>	<b>6,900</b>
<b>SMALL TOOLS AND MINOR EQUIPMENT</b>						
6281	SMALL TOOLS & MINOR EQUIPMENT	2,366	3,167	3,115	4,000	3,790
<b>TOTAL SMALL TOOLS AND MINOR EQUIPMENT</b>		<b>2,366</b>	<b>3,167</b>	<b>3,115</b>	<b>4,000</b>	<b>3,790</b>
<b>Total SUPPLIES</b>		<b>22,159</b>	<b>23,107</b>	<b>25,671</b>	<b>31,900</b>	<b>30,705</b>

**OTHER SERVICES & CHARGES**

<b>COMMUNICATION</b>						
6323	CELLULAR PHONES	1,463	1,417	1,149	1,500	1,500
<b>TOTAL COMMUNICATION</b>		<b>1,463</b>	<b>1,417</b>	<b>1,149</b>	<b>1,500</b>	<b>1,500</b>
<b>INSURANCE</b>						
6361	GENERAL LIABILITY/PROPERTY INS	9,564	12,000	10,902	11,000	12,000
<b>TOTAL INSURANCE</b>		<b>9,564</b>	<b>12,000</b>	<b>10,902</b>	<b>11,000</b>	<b>12,000</b>
<b>UTILITIES</b>						
6371	ELECTRIC UTILITIES	91,868	85,527	105,946	95,000	97,000
6372	WATER/IRRIGATION	3,632	10,080	3,710	5,000	5,000
6373	GAS	29,323	30,505	25,985	40,000	40,000
6374	REFUSE/RECYCLING	5,713	4,049	2,983	6,000	6,000
<b>TOTAL UTILITIES</b>		<b>130,536</b>	<b>130,161</b>	<b>138,624</b>	<b>146,000</b>	<b>148,000</b>
<b>REPAIRS AND MAINTENANCE - LABOR</b>						
6381	BUILDING & STRUCTURE REPAIR	347	814	1,577	10,000	10,000
6382	MACHINERY & EQUIPMENT REPAIR	865	2,379	1,756	10,000	10,000
6388	OTHER VEHICLE REPAIR	-	60	257	500	1,000
<b>TOTAL REPAIRS AND MAINTENANCE - LABOR</b>		<b>1,212</b>	<b>3,253</b>	<b>3,590</b>	<b>20,500</b>	<b>21,000</b>

City of Ramsey 2014 Requested General Fund Budget

GENERAL FUND 101 - GENERAL GOVERNMENT  
LINE ITEM DETAIL BY COST CENTER OR SUB-FUNCTION

GENERAL GOVERNMENT BUILDINGS						194
	2010 Actual	2011 Actual	2012 Actual	2013 Adopted	2014 Requested	
<b>RENTALS</b>						
6415 OTHER EQUIPMENT RENTAL	643	771	782	1,000	950	
6417 UNIFORM RENTAL	107	28	-	750	750	
<b>TOTAL RENTALS</b>	<b>750</b>	<b>799</b>	<b>782</b>	<b>1,750</b>	<b>1,700</b>	
<b>CONTRACTED SERVICES</b>						
6489 OTHER CONTRACTED SERVICES	6,022	12,531	14,247	20,000	19,875	
<b>TOTAL CONTRACTED SERVICES</b>	<b>6,022</b>	<b>12,531</b>	<b>14,247</b>	<b>20,000</b>	<b>19,875</b>	
<b>Total OTHER SERVICES &amp; CHARGES</b>	<b>149,547</b>	<b>160,161</b>	<b>169,294</b>	<b>200,750</b>	<b>204,075</b>	
<b>CAPITAL OUTLAY</b>						
<b>CAPITAL OUTLAY</b>						
6550 MOTOR VEHICLES	-	-	25,865	-	-	
6580 OTHER EQUIPMENT	5,983	-	5,844	-	-	
<b>TOTAL CAPITAL OUTLAY</b>	<b>5,983</b>	<b>-</b>	<b>31,709</b>	<b>-</b>	<b>-</b>	
<b>Total CAPITAL OUTLAY</b>	<b>5,983</b>	<b>-</b>	<b>31,709</b>	<b>-</b>	<b>-</b>	
<b>TOTAL EXPENDITURES &amp; OTHER FINANCING</b>	<b>330,178</b>	<b>340,783</b>	<b>404,295</b>	<b>372,622</b>	<b>402,572</b>	

	2010 Actual	2011 Actual	2012 Actual	2013 Adopted	2014 Requested	
<b>PERSONNEL COMPLEMENT</b>						
<b>Gen. Gov't. Bldgs.</b>						
Building Maintenance	2.50	2.50	2.50	2.00	2.50	
Gen Govt Bldgs Total	2.50	2.50	2.50	2.00	2.50	
<b>6371 Electric Utilities</b>						
Electric for Municipal Center	91,868	85,527	103,946	92,500	94,300	
Electric for city reader sign	-	-	2,000	2,500	2,700	
	91,868	85,527	105,946	95,000	97,000	
<b>6550 Motor Vehicles</b>						
2012 plow truck (less \$2500 trade-in)	-	-	25,865	-	-	
	-	-	25,865	-	-	
<b>6580 Other Equipment</b>						
2013 Phone system	-	-	-	-	-	
2012 plow truck emergency lights	5,983	-	5,844	-	-	
	5,983	-	5,844	-	-	

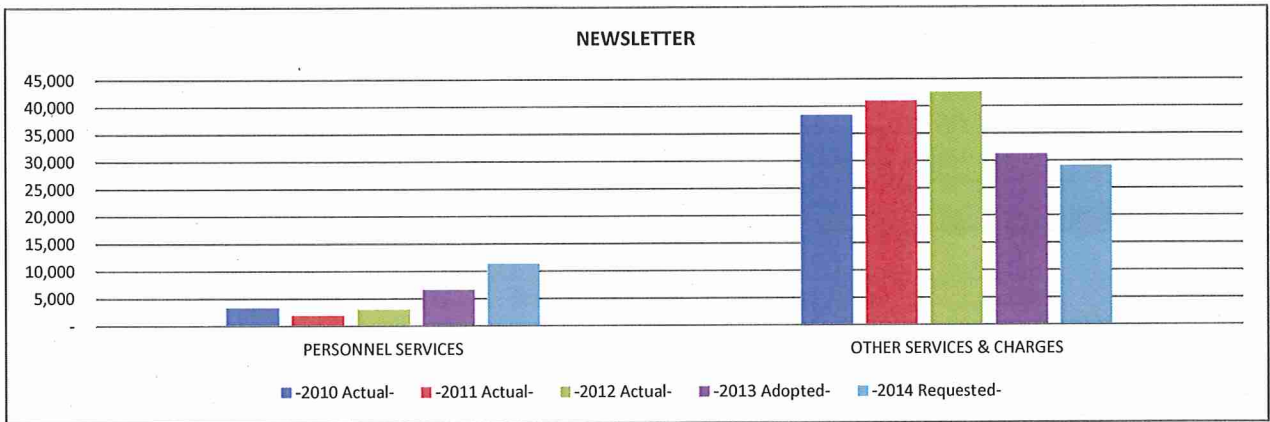
**THIS PAGE INTENTIONALLY LEFT BLANK**

City of Ramsey 2014 Requested General Fund Budget

GENERAL FUND 101 - GENERAL GOVERNMENT  
 LINE ITEM DETAIL BY COST CENTER OR SUB-FUNCTION

NEWSLETTER 195

EXPENDITURE BY OBJECT SUMMARY	-2010 Actual-	-2011 Actual-	-2012 Actual-	-2013 Adopted-	-2014 Requested-
PERSONNEL SERVICES	3,345	1,923	3,004	6,602	11,374
OTHER SERVICES & CHARGES	38,419	40,975	42,563	31,200	29,050
<b>TOTAL EXPENDITURE BY OBJECT</b>	<b>41,764</b>	<b>42,898</b>	<b>45,567</b>	<b>37,802</b>	<b>40,424</b>



City of Ramsey 2014 Requested General Fund Budget

GENERAL FUND 101 - GENERAL GOVERNMENT  
 LINE ITEM DETAIL BY COST CENTER OR SUB-FUNCTION

NEWSLETTER 195

EXPENDITURE BY OBJECT RECAP ALL SUB-FUNCTIONS	-2010 Actual-	-2011 Actual-	-2012 Actual-	-2013 Adopted-	-2014 Requested-
<b>PERSONNEL SERVICES</b>					
<b>WAGES AND SALARIES</b>					
6102 F.T. REGULAR-WAGES & SALARIES	-	-	1,141	-	9,830
6104 PART TIME-WAGES & SALARIES	2,874	1,636	1,462	5,705	-
<b>TOTAL WAGES AND SALARIES</b>	<b>2,874</b>	<b>1,636</b>	<b>2,603</b>	<b>5,705</b>	<b>9,830</b>
<b>EMPLOYER CONTRIBUTIONS</b>					
6121 PERA CONTRIBUTIONS	219	119	187	414	713
6122 FICA/MEDICARE CONTRIBUTIONS	235	125	197	437	752
6133 WORKERS COMP INSURANCE PREMIUM	17	43	17	46	79
<b>TOTAL EMPLOYER CONTRIBUTIONS</b>	<b>471</b>	<b>287</b>	<b>401</b>	<b>897</b>	<b>1,544</b>
<b>Total PERSONNEL SERVICES</b>	<b>3,345</b>	<b>1,923</b>	<b>3,004</b>	<b>6,602</b>	<b>11,374</b>
<b>OTHER SERVICES &amp; CHARGES</b>					
<b>COMMUNICATION</b>					
6322 POSTAGE	8,150	7,823	8,099	5,800	6,500
<b>TOTAL COMMUNICATION</b>	<b>8,150</b>	<b>7,823</b>	<b>8,099</b>	<b>5,800</b>	<b>6,500</b>
<b>ADVERTISING AND PUBLISHING</b>					
6352 GENERAL NOTICE & PUBLIC INFOR	29,975	33,152	34,087	25,000	22,000
<b>TOTAL ADVERTISING AND PUBLISHING</b>	<b>29,975</b>	<b>33,152</b>	<b>34,087</b>	<b>25,000</b>	<b>22,000</b>
<b>INSURANCE</b>					
6361 GENERAL LIABILITY/PROPERTY INS	294	-	377	400	550
<b>TOTAL INSURANCE</b>	<b>294</b>	<b>-</b>	<b>377</b>	<b>400</b>	<b>550</b>
<b>Total OTHER SERVICES &amp; CHARGES</b>	<b>38,419</b>	<b>40,975</b>	<b>42,563</b>	<b>31,200</b>	<b>29,050</b>
<b>TOTAL EXPENDITURES &amp; OTHER FINANCING</b>	<b>41,764</b>	<b>42,898</b>	<b>45,567</b>	<b>37,802</b>	<b>40,424</b>

	2010 Actual	2011 Actual	2012 Actual	2013 Adopted	2014 Requested
<b>6352 General Notice &amp; Public Information</b>					
4 full newsletters w/two UB inserts	29,975	33,152	34,087	25,000	22,000
	29,975	33,152	34,087	25,000	22,000

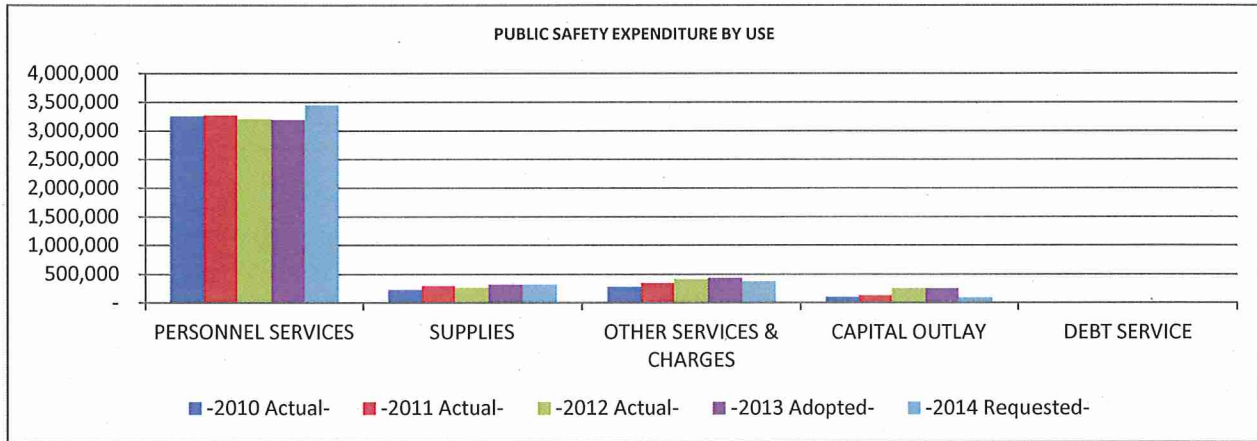
City of Ramsey 2014 Requested General Fund Budget

GENERAL FUND 101 - GENERAL GOVERNMENT

**PUBLIC SAFETY** 211-280

2010 Actual    2011 Actual    2012 Actual    2013 Adopted    2014 Requested

EXPENDITURE BY OBJECT SUMMARY	-2010 Actual-	-2011 Actual-	-2012 Actual-	-2013 Adopted-	-2014 Requested-
PERSONNEL SERVICES	3,251,746	3,265,779	3,205,593	3,191,253	3,446,893
SUPPLIES	230,591	298,911	260,587	317,850	321,830
OTHER SERVICES & CHARGES	280,267	348,907	417,715	436,670	374,625
CAPITAL OUTLAY	98,118	126,679	247,743	252,000	87,000
DEBT SERVICE	22,600	19,519	16,191	12,597	8,716
<b>TOTAL EXPENDITURE BY OBJECT</b>	<b>3,883,322</b>	<b>4,059,795</b>	<b>4,147,829</b>	<b>4,210,370</b>	<b>4,239,064</b>



City of Ramsey 2014 Requested General Fund Budget

GENERAL FUND 101 - GENERAL GOVERNMENT

PUBLIC SAFETY 211-280

2010 Actual 2011 Actual 2012 Actual 2013 Adopted 2014 Requested

EXPENDITURE BY OBJECT RECAP ALL SUB-FUNCTIONS	-2010 Actual-	-2011 Actual-	-2012 Actual-	-2013 Adopted-	-2014 Requested-
<b>PERSONNEL SERVICES</b>					
<b>WAGES AND SALARIES</b>					
6102 F.T. REGULAR-WAGES & SALARIES	2,234,348	2,241,314	2,132,657	2,140,745	2,304,478
6103 FULL TIME-REGULAR-OVERTIME	81,955	62,549	70,695	75,000	75,000
6104 PART TIME-WAGES & SALARIES	247,509	235,132	237,916	247,170	251,773
6105 TEMPORARY-WAGES & SALARIES	-	105	64	-	23,920
<b>TOTAL WAGES AND SALARIES</b>	<b>2,563,812</b>	<b>2,539,100</b>	<b>2,441,332</b>	<b>2,462,915</b>	<b>2,655,171</b>
<b>OTHER GROSS EARNINGS</b>					
6108 SEVERANCE PAY	20,738	6,025	46,971	-	-
<b>TOTAL OTHER GROSS EARNINGS</b>	<b>20,738</b>	<b>6,025</b>	<b>46,971</b>	<b>-</b>	<b>-</b>
<b>EMPLOYER CONTRIBUTIONS</b>					
6121 PERA CONTRIBUTIONS	297,717	304,479	306,606	299,086	333,640
6122 FICA/MEDICARE CONTRIBUTIONS	74,256	71,471	67,633	67,355	78,251
6131 GROUP INSURANCE	225,362	251,787	268,632	282,564	296,598
6132 DISABILITY INSURANCE	1,284	-	-	1,300	1,300
6133 WORKERS COMP INSURANCE PREMIUM	68,577	92,917	74,419	78,033	81,933
<b>TOTAL EMPLOYER CONTRIBUTIONS</b>	<b>667,196</b>	<b>720,654</b>	<b>717,290</b>	<b>728,338</b>	<b>791,722</b>
<b>Total PERSONNEL SERVICES</b>	<b>3,251,746</b>	<b>3,265,779</b>	<b>3,205,593</b>	<b>3,191,253</b>	<b>3,446,893</b>
<b>SUPPLIES</b>					
<b>OFFICE SUPPLIES</b>					
6204 STATIONERY, ENVELOPES & FORMS	2,396	2,799	3,244	2,550	2,370
6206 FILM, MICROFILM, TAPES, DISKS	414	693	534	1,200	1,130
6207 TRAINING SUPPLIES	2,760	3,214	853	3,000	2,990
6208 MISCELLANEOUS OFFICE SUPPLIES	4,948	4,922	5,232	5,300	5,125
<b>TOTAL OFFICE SUPPLIES</b>	<b>10,518</b>	<b>11,628</b>	<b>9,863</b>	<b>12,050</b>	<b>11,615</b>
<b>OPERATING SUPPLIES</b>					
6223 GASOLINE	75,276	98,574	89,042	95,000	101,500
6225 DIESEL FUEL	3,284	4,587	4,198	7,000	7,000
6227 LUBRICANTS & ADDITIVES	452	1,135	917	1,200	1,185
6229 SHOP MATERIALS	470	735	769	700	700
6231 UNIFORMS & TURN-OUT GEAR	40,460	58,624	48,855	43,000	43,280
6233 BATTERIES	1,002	1,713	768	2,800	2,600
6235 AMMUNITION	5,909	7,077	6,792	7,000	9,500
6237 CRIME SCENE KIT MATERIALS	789	1,000	2,030	1,000	990
6239 FIRST AID SUPPLIES	4,870	4,679	3,701	4,000	3,840
6241 COMMUNITY POLICING SUPPLIES	4,280	6,219	6,315	5,000	4,700
6249 MISCELLANEOUS OPERATING SUPPLY	44,654	50,367	40,449	49,350	47,525
<b>TOTAL OPERATING SUPPLIES</b>	<b>181,446</b>	<b>234,710</b>	<b>203,836</b>	<b>216,050</b>	<b>222,820</b>
<b>REPAIR AND MAINTENANCE SUPPLIES</b>					
6251 BATTERIES	1,634	1,195	671	3,200	2,975
6253 BRAKES	1,027	2,812	2,175	2,500	2,500
6255 TIRES	7,979	9,449	8,617	11,000	10,770
6257 OTHER VEHICLE PARTS	7,903	15,625	11,761	14,000	13,555
6259 BUILDING MAINT/REPAIR SUPPLIES	48	-	-	200	200
6266 SCBA-PARTS	4,357	3,529	7,435	4,500	5,500
6271 SIGN REPAIR MATERIALS	750	-	2,580	3,500	3,420
6275 OTHER EQUIPMENT PARTS	3,096	2,271	1,906	6,500	6,425
<b>TOTAL REPAIR AND MAINTENANCE SUPPLIES</b>	<b>26,794</b>	<b>34,881</b>	<b>35,145</b>	<b>45,400</b>	<b>45,345</b>
<b>SMALL TOOLS AND MINOR EQUIPMENT</b>					
6281 SMALL TOOLS & MINOR EQUIPMENT	11,833	17,692	11,743	44,250	41,950
<b>TOTAL SMALL TOOLS AND MINOR EQUIPMENT</b>	<b>11,833</b>	<b>17,692</b>	<b>11,743</b>	<b>44,250</b>	<b>41,950</b>
<b>MERCHANDISE FOR RESALE</b>					
6291 CULVERTS, SIGNS, STREET SUPPLY	-	-	-	100	100
<b>TOTAL MERCHANDISE FOR RESALE</b>	<b>-</b>	<b>-</b>	<b>-</b>	<b>100</b>	<b>100</b>
<b>Total SUPPLIES</b>	<b>230,591</b>	<b>298,911</b>	<b>260,587</b>	<b>317,850</b>	<b>321,830</b>

City of Ramsey 2014 Requested General Fund Budget

GENERAL FUND 101 - GENERAL GOVERNMENT

PUBLIC SAFETY 211-280

	2010 Actual	2011 Actual	2012 Actual	2013 Adopted	2014 Requested	
<b>OTHER SERVICES &amp; CHARGES</b>						
<b>PROFESSIONAL SERVICES</b>						
6302	AUDITING & ACCOUNTING SERVICES	3,250	3,250	3,300	3,600	3,400
6305	MEDICAL/PSYCHOLOGICAL FEES	4,800	5,805	14	-	-
6315	MISCELLANEOUS PROFESSIONAL SER	53,202	98,003	168,755	141,100	78,000
<b>TOTAL PROFESSIONAL SERVICES</b>		<b>61,252</b>	<b>107,058</b>	<b>172,069</b>	<b>144,700</b>	<b>81,400</b>
<b>COMMUNICATION</b>						
6321	TELEPHONE	5,172	4,755	5,372	4,850	5,000
6322	POSTAGE	1,926	2,155	3,417	3,300	3,400
6323	CELLULAR PHONES	15,186	14,466	9,483	16,000	12,000
<b>TOTAL COMMUNICATION</b>		<b>22,284</b>	<b>21,376</b>	<b>18,272</b>	<b>24,150</b>	<b>20,400</b>
<b>EMPLOYEE REIMBURSEMENTS</b>						
6331	TRAVEL & LODGING	4,079	4,925	5,023	3,950	3,950
6334	MILEAGE REIMBURSEMENT	519	708	435	1,150	1,150
6335	TRAINING	40,136	43,048	36,241	40,000	41,500
<b>TOTAL EMPLOYEE REIMBURSEMENTS</b>		<b>44,734</b>	<b>48,681</b>	<b>41,699</b>	<b>45,100</b>	<b>46,600</b>
<b>INSURANCE</b>						
6361	GENERAL LIABILITY/PROPERTY INS	44,732	48,000	54,991	53,300	63,200
<b>TOTAL INSURANCE</b>		<b>44,732</b>	<b>48,000</b>	<b>54,991</b>	<b>53,300</b>	<b>63,200</b>
<b>UTILITIES</b>						
6371	ELECTRIC UTILITIES	25,709	24,208	26,871	26,200	28,200
6372	WATER/IRRIGATION	74	100	89	100	100
6373	GAS	10,578	11,514	8,807	15,000	14,000
6374	REFUSE/RECYCLING	697	627	662	700	700
<b>TOTAL UTILITIES</b>		<b>37,058</b>	<b>36,449</b>	<b>36,429</b>	<b>42,000</b>	<b>43,000</b>
<b>REPAIRS AND MAINTENANCE - LABOR</b>						
6382	MACHINERY & EQUIPMENT REPAIR	4,571	2,865	8,088	12,500	12,500
6383	OFFICE EQUIPMENT REPAIR	-	-	-	700	500
6386	BRAKE REPAIR	-	-	-	1,000	1,000
6387	TIRE MOUNTING & BALANCING	-	-	-	100	100
6388	OTHER VEHICLE REPAIR	19,958	22,603	24,834	31,000	31,000
6389	TOWING SERVICES	-	-	228	3,500	2,000
<b>TOTAL REPAIRS AND MAINTENANCE - LABOR</b>		<b>24,529</b>	<b>25,468</b>	<b>33,150</b>	<b>48,800</b>	<b>47,100</b>
<b>REPAIRS AND MAINTENANCE - CONTRACTS</b>						
6405	OFFICE & DATA PROCESSING EQUIP	2,558	4,164	4,193	6,720	5,705
<b>TOTAL REPAIRS AND MAINTENANCE - CONTRACTS</b>		<b>2,558</b>	<b>4,164</b>	<b>4,193</b>	<b>6,720</b>	<b>5,705</b>
<b>RENTALS</b>						
6413	OFFICE EQUIPMENT RENTAL	1,689	4,529	4,562	5,000	4,860
6415	OTHER EQUIPMENT RENTAL	19,501	21,141	24,069	32,000	32,000
<b>TOTAL RENTALS</b>		<b>21,190</b>	<b>25,670</b>	<b>28,631</b>	<b>37,000</b>	<b>36,860</b>
<b>DUES, SUBSCRIPTIONS, AND REGISTRATION FEES</b>						
6451	MEMBERSHIP DUES	4,688	4,267	4,351	4,700	4,700
6452	SUBSCRIPTIONS	810	-	950	250	1,000
<b>TOTAL DUES, SUBSCRIPTIONS, AND REGISTRATION FEES</b>		<b>5,498</b>	<b>4,267</b>	<b>5,301</b>	<b>4,950</b>	<b>5,700</b>
<b>BOOKS AND PAMPHLETS</b>						
6471	BOOKS & PAMPHLETS	146	342	205	1,950	1,950
<b>TOTAL BOOKS AND PAMPHLETS</b>		<b>146</b>	<b>342</b>	<b>205</b>	<b>1,950</b>	<b>1,950</b>
<b>CONTRACTED SERVICES</b>						
6489	OTHER CONTRACTED SERVICES	16,286	27,432	22,775	28,000	22,710
<b>TOTAL CONTRACTED SERVICES</b>		<b>16,286</b>	<b>27,432</b>	<b>22,775</b>	<b>28,000</b>	<b>22,710</b>
<b>Total OTHER SERVICES &amp; CHARGES</b>		<b>280,267</b>	<b>348,907</b>	<b>417,715</b>	<b>436,670</b>	<b>374,625</b>

City of Ramsey 2014 Requested General Fund Budget

GENERAL FUND 101 - GENERAL GOVERNMENT

**PUBLIC SAFETY** 211-280

2010 Actual      2011 Actual      2012 Actual      2013 Adopted      2014 Requested

**CAPITAL OUTLAY**

CAPITAL OUTLAY		2010 Actual	2011 Actual	2012 Actual	2013 Adopted	2014 Requested
6540	HEAVY MACHINERY	-	-	130,000	150,000	-
6550	MOTOR VEHICLES	89,628	126,679	110,387	102,000	87,000
6580	OTHER EQUIPMENT	8,490	-	7,356	-	-
TOTAL CAPITAL OUTLAY		98,118	126,679	247,743	252,000	87,000
<b>Total CAPITAL OUTLAY</b>		<b>98,118</b>	<b>126,679</b>	<b>247,743</b>	<b>252,000</b>	<b>87,000</b>

**DEBT SERVICE**

DEBT SERVICE		2010 Actual	2011 Actual	2012 Actual	2013 Adopted	2014 Requested
6603	OTHER L.T. OBLIGATION PRINCIPA	22,600	19,519	16,191	12,597	8,716
TOTAL DEBT SERVICE		22,600	19,519	16,191	12,597	8,716
<b>Total DEBT SERVICE</b>		<b>22,600</b>	<b>19,519</b>	<b>16,191</b>	<b>12,597</b>	<b>8,716</b>

<b>TOTAL EXPENDITURES &amp; OTHER FINANCING</b>		<b>3,883,322</b>	<b>4,059,795</b>	<b>4,147,829</b>	<b>4,210,370</b>	<b>4,239,064</b>
---	--	------------------	------------------	------------------	------------------	------------------

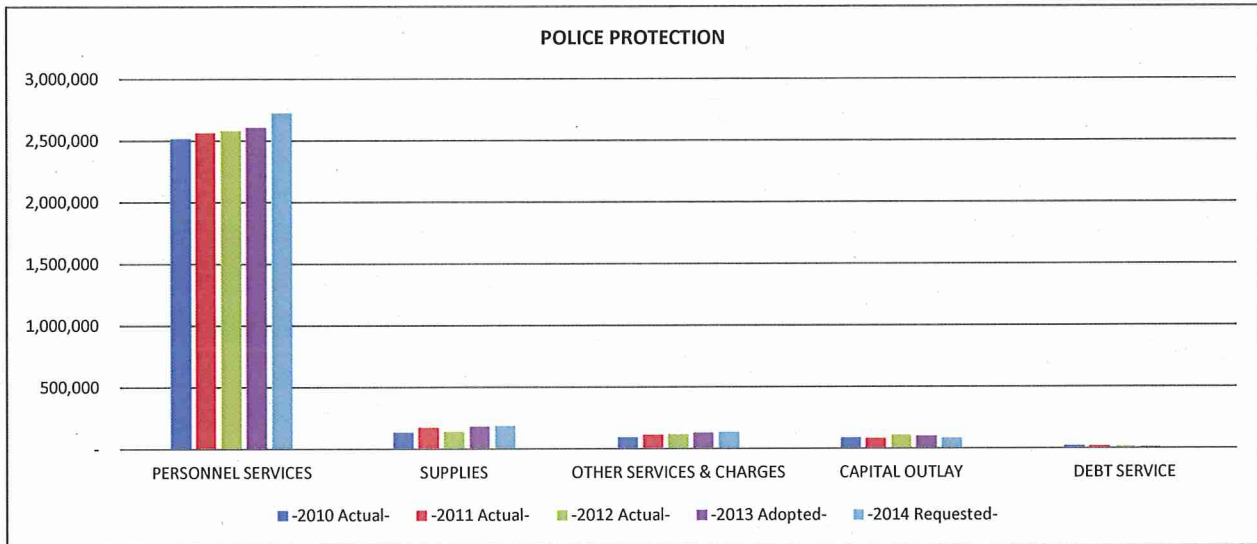
City of Ramsey 2014 Requested General Fund Budget

GENERAL FUND 101 - GENERAL GOVERNMENT  
LINE ITEM DETAIL BY COST CENTER OR SUB-FUNCTION

**POLICE PROTECTION** 211

2010 Actual    2011 Actual    2012 Actual    2013 Adopted    2014 Requested

EXPENDITURE BY OBJECT SUMMARY	-2010 Actual-	-2011 Actual-	-2012 Actual-	-2013 Adopted-	-2014 Requested-
PERSONNEL SERVICES	2,517,827	2,564,443	2,580,530	2,610,461	2,727,431
SUPPLIES	135,925	174,931	142,113	183,900	187,600
OTHER SERVICES & CHARGES	94,270	115,365	119,087	130,500	135,060
CAPITAL OUTLAY	89,628	83,669	110,387	102,000	87,000
DEBT SERVICE	22,600	19,519	16,191	12,597	8,716
<b>TOTAL EXPENDITURE BY OBJECT</b>	<b>2,860,250</b>	<b>2,957,927</b>	<b>2,968,308</b>	<b>3,039,458</b>	<b>3,145,807</b>



City of Ramsey 2014 Requested General Fund Budget

GENERAL FUND 101 - GENERAL GOVERNMENT  
 LINE ITEM DETAIL BY COST CENTER OR SUB-FUNCTION

<b>POLICE PROTECTION</b>					<b>211</b>
<b>2010 Actual</b>	<b>2011 Actual</b>	<b>2012 Actual</b>	<b>2013 Adopted</b>	<b>2014 Requested</b>	

EXPENDITURE BY OBJECT RECAP ALL SUB-FUNCTIONS	-2010 Actual-	-2011 Actual-	-2012 Actual-	-2013 Adopted-	-2014 Requested-
<b>PERSONNEL SERVICES</b>					
<b>WAGES AND SALARIES</b>					
6102 F.T. REGULAR-WAGES & SALARIES	1,855,548	1,866,461	1,834,088	1,872,528	1,945,791
6103 FULL TIME-REGULAR-OVERTIME	81,856	62,450	70,342	75,000	75,000
6104 PART TIME-WAGES & SALARIES	41,281	43,387	51,569	45,670	48,867
6105 TEMPORARY-WAGES & SALARIES	-	-	-	-	11,440
<b>TOTAL WAGES AND SALARIES</b>	<b>1,978,685</b>	<b>1,972,298</b>	<b>1,955,999</b>	<b>1,993,198</b>	<b>2,081,098</b>
<b>OTHER GROSS EARNINGS</b>					
6108 SEVERANCE PAY	-	6,025	22,634	-	-
<b>TOTAL OTHER GROSS EARNINGS</b>	<b>-</b>	<b>6,025</b>	<b>22,634</b>	<b>-</b>	<b>-</b>
<b>EMPLOYER CONTRIBUTIONS</b>					
6121 PERA CONTRIBUTIONS	259,757	265,678	271,773	267,365	293,328
6122 FICA/MEDICARE CONTRIBUTIONS	40,308	40,552	42,093	42,016	47,502
6131 GROUP INSURANCE	193,760	216,153	238,147	254,640	252,661
6133 WORKERS COMP INSURANCE PREMIUM	45,317	63,737	49,884	53,242	52,842
<b>TOTAL EMPLOYER CONTRIBUTIONS</b>	<b>539,142</b>	<b>586,120</b>	<b>601,897</b>	<b>617,263</b>	<b>646,333</b>
<b>Total PERSONNEL SERVICES</b>	<b>2,517,827</b>	<b>2,564,443</b>	<b>2,580,530</b>	<b>2,610,461</b>	<b>2,727,431</b>

<b>SUPPLIES</b>					
<b>OFFICE SUPPLIES</b>					
6204 STATIONERY, ENVELOPES & FORMS	2,096	2,088	2,205	1,800	1,690
6206 FILM, MICROFILM, TAPES, DISKS	414	693	505	1,000	980
6207 TRAINING SUPPLIES	2,760	3,214	853	3,000	2,990
6208 MISCELLANEOUS OFFICE SUPPLIES	3,684	4,063	3,890	4,000	3,910
<b>TOTAL OFFICE SUPPLIES</b>	<b>8,954</b>	<b>10,058</b>	<b>7,453</b>	<b>9,800</b>	<b>9,570</b>
<b>OPERATING SUPPLIES</b>					
6223 GASOLINE	63,015	82,330	71,814	80,000	85,000
6227 LUBRICANTS & ADDITIVES	452	1,135	917	1,200	1,185
6229 SHOP MATERIALS	470	735	769	700	700
6231 UNIFORMS & TURN-OUT GEAR	28,905	36,147	26,037	30,000	28,790
6233 BATTERIES	788	1,713	768	2,300	2,100
6235 AMMUNITION	5,909	7,077	6,792	7,000	9,500
6237 CRIME SCENE KIT MATERIALS	789	1,000	2,030	1,000	990
6239 FIRST AID SUPPLIES	2,909	3,854	2,390	2,500	2,390
6249 MISCELLANEOUS OPERATING SUPPLY	7,875	7,559	4,485	8,000	7,960
<b>TOTAL OPERATING SUPPLIES</b>	<b>111,112</b>	<b>141,550</b>	<b>116,002</b>	<b>132,700</b>	<b>138,615</b>
<b>REPAIR AND MAINTENANCE SUPPLIES</b>					
6251 BATTERIES	636	260	532	1,200	990
6253 BRAKES	1,027	2,812	2,175	2,500	2,500
6255 TIRES	7,979	9,449	8,617	10,000	9,470
6257 OTHER VEHICLE PARTS	5,735	6,857	6,211	6,000	5,830
6259 BUILDING MAINT/REPAIR SUPPLIES	48	-	-	200	200
6275 OTHER EQUIPMENT PARTS	434	383	1,123	500	425
<b>TOTAL REPAIR AND MAINTENANCE SUPPLIES</b>	<b>15,859</b>	<b>19,761</b>	<b>18,658</b>	<b>20,400</b>	<b>19,415</b>
<b>SMALL TOOLS AND MINOR EQUIPMENT</b>					
6281 SMALL TOOLS & MINOR EQUIPMENT	-	3,562	-	21,000	20,000
<b>TOTAL SMALL TOOLS AND MINOR EQUIPMENT</b>	<b>-</b>	<b>3,562</b>	<b>-</b>	<b>21,000</b>	<b>20,000</b>
<b>Total SUPPLIES</b>	<b>135,925</b>	<b>174,931</b>	<b>142,113</b>	<b>183,900</b>	<b>187,600</b>

City of Ramsey 2014 Requested General Fund Budget

GENERAL FUND 101 - GENERAL GOVERNMENT  
 LINE ITEM DETAIL BY COST CENTER OR SUB-FUNCTION

		POLICE PROTECTION				
		2.11				
		2010 Actual	2011 Actual	2012 Actual	2013 Adopted	2014 Requested
<b>OTHER SERVICES &amp; CHARGES</b>						
<b>PROFESSIONAL SERVICES</b>						
6305	MEDICAL/PSYCHOLOGICAL FEES	-	925	14	-	-
6315	MISCELLANEOUS PROFESSIONAL SER	2,453	2,594	6,342	3,000	3,000
<b>TOTAL PROFESSIONAL SERVICES</b>		<b>2,453</b>	<b>3,519</b>	<b>6,356</b>	<b>3,000</b>	<b>3,000</b>
<b>COMMUNICATION</b>						
6321	TELEPHONE	2,852	2,623	3,055	2,500	2,500
6322	POSTAGE	995	1,145	1,264	1,700	1,700
6323	CELLULAR PHONES	7,691	7,296	7,109	7,800	7,800
<b>TOTAL COMMUNICATION</b>		<b>11,538</b>	<b>11,064</b>	<b>11,428</b>	<b>12,000</b>	<b>12,000</b>
<b>EMPLOYEE REIMBURSEMENTS</b>						
6331	TRAVEL & LODGING	3,861	4,392	4,947	3,600	3,600
6334	MILEAGE REIMBURSEMENT	519	503	435	800	800
6335	TRAINING	16,170	22,216	20,060	17,000	20,000
<b>TOTAL EMPLOYEE REIMBURSEMENTS</b>		<b>20,550</b>	<b>27,111</b>	<b>25,442</b>	<b>21,400</b>	<b>24,400</b>
<b>INSURANCE</b>						
6361	GENERAL LIABILITY/PROPERTY INS	25,242	28,000	32,913	30,000	37,000
<b>TOTAL INSURANCE</b>		<b>25,242</b>	<b>28,000</b>	<b>32,913</b>	<b>30,000</b>	<b>37,000</b>
<b>REPAIRS AND MAINTENANCE - LABOR</b>						
6382	MACHINERY & EQUIPMENT REPAIR	193	48	57	500	500
6383	OFFICE EQUIPMENT REPAIR	-	-	-	700	500
6386	BRAKE REPAIR	-	-	-	1,000	1,000
6387	TIRE MOUNTING & BALANCING	-	-	-	100	100
6388	OTHER VEHICLE REPAIR	4,548	4,994	4,541	7,000	7,000
6389	TOWING SERVICES	-	-	228	500	500
<b>TOTAL REPAIRS AND MAINTENANCE - LABOR</b>		<b>4,741</b>	<b>5,042</b>	<b>4,826</b>	<b>9,800</b>	<b>9,600</b>
<b>REPAIRS AND MAINTENANCE - CONTRACTS</b>						
6405	OFFICE & DATA PROCESSING EQUIP	2,558	3,307	3,336	4,800	4,765
<b>TOTAL REPAIRS AND MAINTENANCE - CONTRACTS</b>		<b>2,558</b>	<b>3,307</b>	<b>3,336</b>	<b>4,800</b>	<b>4,765</b>
<b>RENTALS</b>						
6413	OFFICE EQUIPMENT RENTAL	1,689	4,529	4,562	5,000	4,860
6415	OTHER EQUIPMENT RENTAL	19,501	21,141	24,069	32,000	32,000
<b>TOTAL RENTALS</b>		<b>21,190</b>	<b>25,670</b>	<b>28,631</b>	<b>37,000</b>	<b>36,860</b>
<b>DUES, SUBSCRIPTIONS, AND REGISTRATION FEES</b>						
6451	MEMBERSHIP DUES	3,153	1,968	2,616	2,500	2,500
<b>TOTAL DUES, SUBSCRIPTIONS, AND REGISTRATION FEES</b>		<b>3,153</b>	<b>1,968</b>	<b>2,616</b>	<b>2,500</b>	<b>2,500</b>
<b>CONTRACTED SERVICES</b>						
6489	OTHER CONTRACTED SERVICES	2,845	9,684	3,539	10,000	4,935
<b>TOTAL CONTRACTED SERVICES</b>		<b>2,845</b>	<b>9,684</b>	<b>3,539</b>	<b>10,000</b>	<b>4,935</b>
<b>Total OTHER SERVICES &amp; CHARGES</b>		<b>94,270</b>	<b>115,365</b>	<b>119,087</b>	<b>130,500</b>	<b>135,060</b>
<b>CAPITAL OUTLAY</b>						
<b>CAPITAL OUTLAY</b>						
6550	MOTOR VEHICLES	89,628	83,669	110,387	102,000	87,000
<b>TOTAL CAPITAL OUTLAY</b>		<b>89,628</b>	<b>83,669</b>	<b>110,387</b>	<b>102,000</b>	<b>87,000</b>
<b>Total CAPITAL OUTLAY</b>		<b>89,628</b>	<b>83,669</b>	<b>110,387</b>	<b>102,000</b>	<b>87,000</b>
<b>DEBT SERVICE</b>						
<b>DEBT SERVICE</b>						
6603	OTHER L.T. OBLIGATION PRINCIPA	22,600	19,519	16,191	12,597	8,716
<b>TOTAL DEBT SERVICE</b>		<b>22,600</b>	<b>19,519</b>	<b>16,191</b>	<b>12,597</b>	<b>8,716</b>
<b>Total DEBT SERVICE</b>		<b>22,600</b>	<b>19,519</b>	<b>16,191</b>	<b>12,597</b>	<b>8,716</b>
<b>TOTAL EXPENDITURES &amp; OTHER FINANCING</b>		<b>2,860,250</b>	<b>2,957,927</b>	<b>2,968,308</b>	<b>3,039,458</b>	<b>3,145,807</b>

City of Ramsey 2014 Requested General Fund Budget

GENERAL FUND 101 - GENERAL GOVERNMENT  
LINE ITEM DETAIL BY COST CENTER OR SUB-FUNCTION

	POLICE PROTECTION				
	211				
	2010 Actual	2011 Actual	2012 Actual	2013 Adopted	2014 Requested
<b>PERSONNEL COMPLEMENT</b>					
Police Chief	1.00	1.00	1.00	1.00	1.00
Captain	1.00	1.00	1.00	2.00	2.00
Lieutenant	1.00	1.00	1.00	-	-
Sergeant	4.00	4.00	4.00	4.00	4.00
Patrol Officer	16.00	16.00	16.00	15.00	16.00
Community Service Officer	1.00	1.00	1.00	1.00	1.00
Crime Prevention Specialist	1.00	1.00	1.00	1.00	1.00
Clerical/Support Personnel	3.00	3.00	3.00	3.00	3.00
Code Enforcement Intern	-	-	0.50	-	0.50
Police Total	28.00	28.00	28.50	27.00	28.50
<b>6281 Small Tools and Minor Equipment</b>					
Equipment for Vehicles (Not Squads)	-	-	-	12,000	-
Computer Replacement (3 Laptops)	-	-	-	6,000	-
Misc	-	3,562	-	3,000	20,000
	-	3,562	-	21,000	20,000
<b>6335 Training</b>					
St. Cloud Driving School					
First Responder Course (initial and refresher)					
County Shoots					
County Attorney Updates					
Officer Post requirements					
Other miscellaneous seminars and training.					
	16,170	22,216	20,060	17,000	20,000
<b>6415 Other Equipment</b>					
MC quarterly charges/Visions Mobile Dispatch CDPD.					
800 MHz Radio					
Intertec CJDN Access					
GPS Wireless modem					
Crabtree/Netmotion/CDPG					
	19,501	21,141	24,069	32,000	32,000
<b>6451 Dues</b>					
MCPA - MN Chief - Local					
Post Board					
Anoka County Chiefs Association					
P.O.S.T License Renewals					
	3,153	1,968	2,616	2,500	2,500
<b>6489 Other Contracted Services</b>					
Alarm Monitoring					
Pawn Shop Transactions					
Citywide Hazmat Disposal & OSHA regulation					
Misc.					
	2,845	9,684	3,539	10,000	4,935

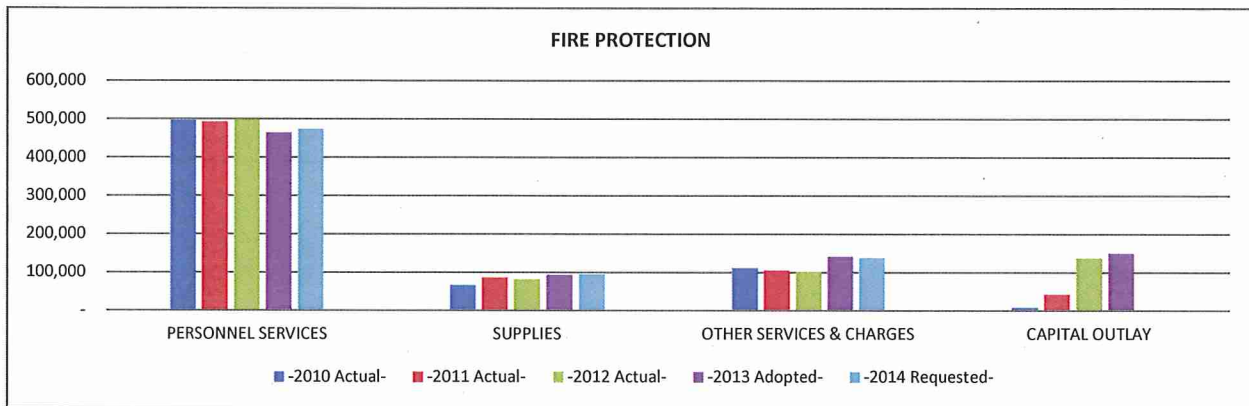
City of Ramsey 2014 Requested General Fund Budget

GENERAL FUND 101 - GENERAL GOVERNMENT  
 LINE ITEM DETAIL BY COST CENTER OR SUB-FUNCTION

**FIRE PROTECTION** 220

2010 Actual      2011 Actual      2012 Actual      2013 Adopted      2014 Requested

EXPENDITURE BY OBJECT SUMMARY	-2010 Actual-	-2011 Actual-	-2012 Actual-	-2013 Adopted-	-2014 Requested-
PERSONNEL SERVICES	497,048	493,200	497,664	464,367	473,939
SUPPLIES	66,803	86,383	81,317	92,650	94,695
OTHER SERVICES & CHARGES	111,447	105,781	101,954	141,420	138,015
CAPITAL OUTLAY	8,490	43,010	137,356	150,000	-
<b>TOTAL EXPENDITURE BY OBJECT</b>	<b>683,788</b>	<b>728,374</b>	<b>818,291</b>	<b>848,437</b>	<b>706,649</b>



City of Ramsey 2014 Requested General Fund Budget

GENERAL FUND 101 - GENERAL GOVERNMENT  
LINE ITEM DETAIL BY COST CENTER OR SUB-FUNCTION

**FIRE PROTECTION** **220**

2010 Actual      2011 Actual      2012 Actual      2013 Adopted      2014 Requested

EXPENDITURE BY OBJECT RECAP ALL SUB-FUNCTIONS	-2010 Actual-	-2011 Actual-	-2012 Actual-	-2013 Adopted-	-2014 Requested-
<b>PERSONNEL SERVICES</b>					
<b>WAGES AND SALARIES</b>					
6102 F.T. REGULAR-WAGES & SALARIES	206,890	210,324	198,008	177,089	183,332
6103 FULL TIME-REGULAR-OVERTIME	99	99	134	-	-
6104 PART TIME-WAGES & SALARIES	206,228	191,745	186,347	201,500	202,906
6105 TEMPORARY-WAGES & SALARIES	-	-	64	-	-
<b>TOTAL WAGES AND SALARIES</b>	<b>413,217</b>	<b>402,168</b>	<b>384,553</b>	<b>378,589</b>	<b>386,238</b>
<b>OTHER GROSS EARNINGS</b>					
6108 SEVERANCE PAY	-	-	24,337	-	-
<b>TOTAL OTHER GROSS EARNINGS</b>	<b>-</b>	<b>-</b>	<b>24,337</b>	<b>-</b>	<b>-</b>
<b>EMPLOYER CONTRIBUTIONS</b>					
6121 PERA CONTRIBUTIONS	25,811	27,005	27,730	25,114	27,599
6122 FICA/MEDICARE CONTRIBUTIONS	20,173	18,631	17,608	18,368	16,379
6131 GROUP INSURANCE	17,448	19,571	21,711	19,104	17,652
6132 DISABILITY INSURANCE	1,284	-	-	1,300	1,300
6133 WORKERS COMP INSURANCE PREMIUM	19,115	25,825	21,725	21,892	24,771
<b>TOTAL EMPLOYER CONTRIBUTIONS</b>	<b>83,831</b>	<b>91,032</b>	<b>88,774</b>	<b>85,778</b>	<b>87,701</b>
<b>Total PERSONNEL SERVICES</b>	<b>497,048</b>	<b>493,200</b>	<b>497,664</b>	<b>464,367</b>	<b>473,939</b>
<b>SUPPLIES</b>					
<b>OFFICE SUPPLIES</b>					
6206 FILM, MICROFILM, TAPES, DISKS	-	-	-	150	100
6208 MISCELLANEOUS OFFICE SUPPLIES	988	675	1,139	1,000	930
<b>TOTAL OFFICE SUPPLIES</b>	<b>988</b>	<b>675</b>	<b>1,139</b>	<b>1,150</b>	<b>1,030</b>
<b>OPERATING SUPPLIES</b>					
6223 GASOLINE	10,068	13,691	14,536	13,000	14,500
6225 DIESEL FUEL	3,284	4,587	4,198	7,000	7,000
6231 UNIFORMS & TURN-OUT GEAR	11,555	22,477	22,818	13,000	14,490
6233 BATTERIES	214	-	-	500	500
6239 FIRST AID SUPPLIES	1,961	825	1,311	1,500	1,450
6249 MISCELLANEOUS OPERATING SUPPLY	18,920	18,220	12,454	18,000	17,500
<b>TOTAL OPERATING SUPPLIES</b>	<b>46,002</b>	<b>59,800</b>	<b>55,317</b>	<b>53,000</b>	<b>55,440</b>
<b>REPAIR AND MAINTENANCE SUPPLIES</b>					
6255 TIRES	-	-	-	1,000	1,300
6257 OTHER VEHICLE PARTS	2,168	8,309	5,550	8,000	7,725
6266 SCBA-PARTS	4,357	3,529	7,435	4,500	5,500
6275 OTHER EQUIPMENT PARTS	1,484	342	133	2,000	2,000
<b>TOTAL REPAIR AND MAINTENANCE SUPPLIES</b>	<b>8,009</b>	<b>12,180</b>	<b>13,118</b>	<b>15,500</b>	<b>16,525</b>
<b>SMALL TOOLS AND MINOR EQUIPMENT</b>					
6281 SMALL TOOLS & MINOR EQUIPMENT	11,804	13,728	11,743	23,000	21,700
<b>TOTAL SMALL TOOLS AND MINOR EQUIPMENT</b>	<b>11,804</b>	<b>13,728</b>	<b>11,743</b>	<b>23,000</b>	<b>21,700</b>
<b>Total SUPPLIES</b>	<b>66,803</b>	<b>86,383</b>	<b>81,317</b>	<b>92,650</b>	<b>94,695</b>
<b>OTHER SERVICES &amp; CHARGES</b>					
<b>PROFESSIONAL SERVICES</b>					
6302 AUDITING & ACCOUNTING SERVICES	3,250	3,250	3,300	3,600	3,400
6305 MEDICAL/PSYCHOLOGICAL FEES	4,800	4,880	-	-	-
6315 MISCELLANEOUS PROFESSIONAL SER	-	-	-	15,000	15,000
<b>TOTAL PROFESSIONAL SERVICES</b>	<b>8,050</b>	<b>8,130</b>	<b>3,300</b>	<b>18,600</b>	<b>18,400</b>
<b>COMMUNICATION</b>					
6321 TELEPHONE	1,828	1,680	1,790	1,850	2,000
6322 POSTAGE	315	341	430	400	500
6323 CELLULAR PHONES	6,314	6,086	2,202	7,000	3,000
<b>TOTAL COMMUNICATION</b>	<b>8,457</b>	<b>8,107</b>	<b>4,422</b>	<b>9,250</b>	<b>5,500</b>
<b>EMPLOYEE REIMBURSEMENTS</b>					
6335 TRAINING	21,353	17,436	14,968	22,000	20,000
<b>TOTAL EMPLOYEE REIMBURSEMENTS</b>	<b>21,353</b>	<b>17,436</b>	<b>14,968</b>	<b>22,000</b>	<b>20,000</b>

City of Ramsey 2014 Requested General Fund Budget

GENERAL FUND 101 - GENERAL GOVERNMENT  
LINE ITEM DETAIL BY COST CENTER OR SUB-FUNCTION

		<b>FIRE PROTECTION</b>				
		<b>220</b>				
		2010 Actual	2011 Actual	2012 Actual	2013 Adopted	2014 Requested
<b>INSURANCE</b>						
6361	GENERAL LIABILITY/PROPERTY INS	17,015	14,500	19,008	20,000	22,000
<b>TOTAL INSURANCE</b>		<b>17,015</b>	<b>14,500</b>	<b>19,008</b>	<b>20,000</b>	<b>22,000</b>
<b>UTILITIES</b>						
6371	ELECTRIC UTILITIES	18,107	18,600	20,514	19,000	21,000
6372	WATER/IRRIGATION	74	100	89	100	100
6373	GAS	10,578	11,514	8,807	15,000	14,000
6374	REFUSE/RECYCLING	697	627	662	700	700
<b>TOTAL UTILITIES</b>		<b>29,456</b>	<b>30,841</b>	<b>30,072</b>	<b>34,800</b>	<b>35,800</b>
<b>REPAIRS AND MAINTENANCE - LABOR</b>						
6388	OTHER VEHICLE REPAIR	15,410	17,609	20,293	24,000	24,000
<b>TOTAL REPAIRS AND MAINTENANCE - LABOR</b>		<b>15,410</b>	<b>17,609</b>	<b>20,293</b>	<b>24,000</b>	<b>24,000</b>
<b>REPAIRS AND MAINTENANCE - CONTRACTS</b>						
6405	OFFICE & DATA PROCESSING EQUIP	-	857	857	1,920	940
<b>TOTAL REPAIRS AND MAINTENANCE - CONTRACTS</b>		<b>-</b>	<b>857</b>	<b>857</b>	<b>1,920</b>	<b>940</b>
<b>DUES, SUBSCRIPTIONS, AND REGISTRATION FEES</b>						
6451	MEMBERSHIP DUES	1,340	1,660	1,150	1,600	1,600
6452	SUBSCRIPTIONS	810	-	950	250	1,000
<b>TOTAL DUES, SUBSCRIPTIONS, AND REGISTRATION FEES</b>		<b>2,150</b>	<b>1,660</b>	<b>2,100</b>	<b>1,850</b>	<b>2,600</b>
<b>BOOKS AND PAMPHLETS</b>						
6471	BOOKS & PAMPHLETS	-	342	-	1,000	1,000
<b>TOTAL BOOKS AND PAMPHLETS</b>		<b>-</b>	<b>342</b>	<b>-</b>	<b>1,000</b>	<b>1,000</b>
<b>CONTRACTED SERVICES</b>						
6489	OTHER CONTRACTED SERVICES	9,556	6,299	6,934	8,000	7,775
<b>TOTAL CONTRACTED SERVICES</b>		<b>9,556</b>	<b>6,299</b>	<b>6,934</b>	<b>8,000</b>	<b>7,775</b>
<b>Total OTHER SERVICES &amp; CHARGES</b>		<b>111,447</b>	<b>105,781</b>	<b>101,954</b>	<b>141,420</b>	<b>138,015</b>
<b>CAPITAL OUTLAY</b>						
<b>CAPITAL OUTLAY</b>						
6540	HEAVY MACHINERY	-	-	130,000	150,000	-
6550	MOTOR VEHICLES	-	43,010	-	-	-
6580	OTHER EQUIPMENT	8,490	-	7,356	-	-
<b>TOTAL CAPITAL OUTLAY</b>		<b>8,490</b>	<b>43,010</b>	<b>137,356</b>	<b>150,000</b>	<b>-</b>
<b>Total CAPITAL OUTLAY</b>		<b>8,490</b>	<b>43,010</b>	<b>137,356</b>	<b>150,000</b>	<b>-</b>
<b>TOTAL EXPENDITURES &amp; OTHER FINANCING</b>		<b>683,788</b>	<b>728,374</b>	<b>818,291</b>	<b>848,437</b>	<b>706,649</b>
<b>PERSONNEL COMPLEMENT</b>						
Fire Chief		1.00	1.00	1.00	1.00	1.00
Fire Secretary		1.00	1.00	1.00	-	-
Fire Inspector		1.00	1.00	-	-	-
Fire Marshall		-	-	1.00	1.00	1.00
Firefighters		7.58	7.58	7.58	7.58	7.58
Fire Total		10.58	10.58	10.58	9.58	9.58
<b>6315 Miscellaneous Professional Service</b>						
Consultant for joint fire service venture		-	-	-	15,000	15,000
		-	-	-	15,000	15,000
<b>6540 Heavy Machinery</b>						
Tanker truck (less \$20,000 trade-in)		-	-	130,000	150,000	-
Two-year payment schedule		-	-	130,000	150,000	-
<b>6580 Other Equipment</b>						
2012 Zodiac Rescue Boat		-	-	7,356	-	-
		8,490	-	7,356	-	-

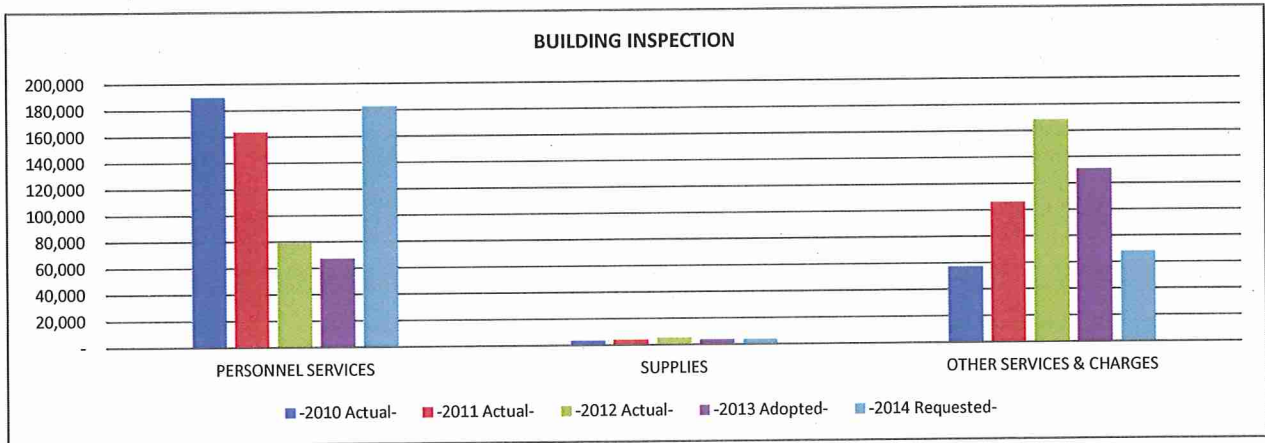
**THIS PAGE INTENTIONALLY LEFT BLANK**

City of Ramsey 2014 Requested General Fund Budget

GENERAL FUND 101 - GENERAL GOVERNMENT  
 LINE ITEM DETAIL BY COST CENTER OR SUB-FUNCTION

**BUILDING INSPECTION** 240

EXPENDITURE BY OBJECT SUMMARY	-2010 Actual-	-2011 Actual-	-2012 Actual-	-2013 Adopted-	-2014 Requested-
PERSONNEL SERVICES	189,979	163,666	78,973	67,438	182,799
SUPPLIES	3,436	3,928	5,154	3,800	3,680
OTHER SERVICES & CHARGES	57,445	106,026	168,571	130,900	68,300
<b>TOTAL EXPENDITURE BY OBJECT</b>	<b>250,860</b>	<b>273,620</b>	<b>252,698</b>	<b>202,138</b>	<b>254,779</b>



City of Ramsey 2014 Requested General Fund Budget

GENERAL FUND 101 - GENERAL GOVERNMENT  
 LINE ITEM DETAIL BY COST CENTER OR SUB-FUNCTION

**BUILDING INSPECTION** 240

EXPENDITURE BY OBJECT RECAP ALL SUB-FUNCTIONS	-2010 Actual-	-2011 Actual-	-2012 Actual-	-2013 Adopted-	-2014 Requested-
<b>PERSONNEL SERVICES</b>					
<b>WAGES AND SALARIES</b>					
6102 F.T. REGULAR-WAGES & SALARIES	132,922	127,806	60,702	50,666	123,578
6103 FULL TIME-REGULAR-OVERTIME	-	-	219	-	-
6105 TEMPORARY-WAGES & SALARIES	-	-	-	-	12,480
<b>TOTAL WAGES AND SALARIES</b>	<b>132,922</b>	<b>127,806</b>	<b>60,921</b>	<b>50,666</b>	<b>136,058</b>
<b>OTHER GROSS EARNINGS</b>					
6108 SEVERANCE PAY	20,738	-	-	-	-
<b>TOTAL OTHER GROSS EARNINGS</b>	<b>20,738</b>	<b>-</b>	<b>-</b>	<b>-</b>	<b>-</b>
<b>EMPLOYER CONTRIBUTIONS</b>					
6121 PERA CONTRIBUTIONS	9,425	9,266	4,047	3,673	8,959
6122 FICA/MEDICARE CONTRIBUTIONS	10,810	9,677	4,947	3,876	10,409
6131 GROUP INSURANCE	14,154	16,063	8,774	8,820	26,285
6133 WORKERS COMP INSURANCE PREMIUM	1,930	854	284	403	1,088
<b>TOTAL EMPLOYER CONTRIBUTIONS</b>	<b>36,319</b>	<b>35,860</b>	<b>18,052</b>	<b>16,772</b>	<b>46,741</b>
<b>Total PERSONNEL SERVICES</b>	<b>189,979</b>	<b>163,666</b>	<b>78,973</b>	<b>67,438</b>	<b>182,799</b>
<b>SUPPLIES</b>					
<b>OFFICE SUPPLIES</b>					
6204 STATIONERY, ENVELOPES & FORMS	300	460	1,039	500	430
6208 MISCELLANEOUS OFFICE SUPPLIES	276	184	203	300	285
<b>TOTAL OFFICE SUPPLIES</b>	<b>576</b>	<b>644</b>	<b>1,242</b>	<b>800</b>	<b>715</b>
<b>OPERATING SUPPLIES</b>					
6223 GASOLINE	2,193	2,553	2,692	2,000	2,000
6249 MISCELLANEOUS OPERATING SUPPLY	667	272	1,220	1,000	965
<b>TOTAL OPERATING SUPPLIES</b>	<b>2,860</b>	<b>2,825</b>	<b>3,912</b>	<b>3,000</b>	<b>2,965</b>
<b>REPAIR AND MAINTENANCE SUPPLIES</b>					
6257 OTHER VEHICLE PARTS	-	459	-	-	-
<b>TOTAL REPAIR AND MAINTENANCE SUPPLIES</b>	<b>-</b>	<b>459</b>	<b>-</b>	<b>-</b>	<b>-</b>
<b>Total SUPPLIES</b>	<b>3,436</b>	<b>3,928</b>	<b>5,154</b>	<b>3,800</b>	<b>3,680</b>
<b>OTHER SERVICES &amp; CHARGES</b>					
<b>PROFESSIONAL SERVICES</b>					
6315 MISCELLANEOUS PROFESSIONAL SER	50,749	95,409	162,413	123,100	60,000
<b>TOTAL PROFESSIONAL SERVICES</b>	<b>50,749</b>	<b>95,409</b>	<b>162,413</b>	<b>123,100</b>	<b>60,000</b>
<b>COMMUNICATION</b>					
6321 TELEPHONE	492	452	527	500	500
6322 POSTAGE	501	586	1,651	1,000	1,000
6323 CELLULAR PHONES	1,181	1,084	172	1,200	1,200
<b>TOTAL COMMUNICATION</b>	<b>2,174</b>	<b>2,122</b>	<b>2,350</b>	<b>2,700</b>	<b>2,700</b>
<b>EMPLOYEE REIMBURSEMENTS</b>					
6334 MILEAGE REIMBURSEMENT	-	205	-	350	350
6335 TRAINING	2,353	3,246	801	1,000	1,000
<b>TOTAL EMPLOYEE REIMBURSEMENTS</b>	<b>2,353</b>	<b>3,451</b>	<b>801</b>	<b>1,350</b>	<b>1,350</b>
<b>INSURANCE</b>					
6361 GENERAL LIABILITY/PROPERTY INS	1,873	4,500	2,262	2,500	3,000
<b>TOTAL INSURANCE</b>	<b>1,873</b>	<b>4,500</b>	<b>2,262</b>	<b>2,500</b>	<b>3,000</b>
<b>DUES, SUBSCRIPTIONS, AND REGISTRATION FEES</b>					
6451 MEMBERSHIP DUES	150	544	540	500	500
<b>TOTAL DUES, SUBSCRIPTIONS, AND REGISTRATION FEES</b>	<b>150</b>	<b>544</b>	<b>540</b>	<b>500</b>	<b>500</b>
<b>BOOKS AND PAMPHLETS</b>					
6471 BOOKS & PAMPHLETS	146	-	205	750	750
<b>TOTAL BOOKS AND PAMPHLETS</b>	<b>146</b>	<b>-</b>	<b>205</b>	<b>750</b>	<b>750</b>
<b>Total OTHER SERVICES &amp; CHARGES</b>	<b>57,445</b>	<b>106,026</b>	<b>168,571</b>	<b>130,900</b>	<b>68,300</b>
<b>TOTAL EXPENDITURES &amp; OTHER FINANCING</b>	<b>250,860</b>	<b>273,620</b>	<b>252,698</b>	<b>202,138</b>	<b>254,779</b>

City of Ramsey 2014 Requested General Fund Budget

GENERAL FUND 101 - GENERAL GOVERNMENT  
 LINE ITEM DETAIL BY COST CENTER OR SUB-FUNCTION

**BUILDING INSPECTION** 240

PERSONNEL COMPLEMENT	2010 Actual	2011 Actual	2012 Actual	2013 Adopted	2014 Requested
Building Official	1.00	1.00	1.00	-	1.00
Building Inspections Intern	-	-	-	-	0.50
Permit Technician	1.00	1.00	1.00	1.00	1.00
Inspectors	1.00	-	-	-	-
Building Inspection Total	3.00	2.00	2.00	1.00	2.50

6315 Miscellaneous Professional Services	2010 Actual	2011 Actual	2012 Actual	2013 Adopted	2014 Requested
Electrical Inspection Contract	-	-	31,138	30,000	30,000
Building Inspection Contract	50,749	95,409	131,275	93,100	30,000
	50,749	95,409	162,413	123,100	60,000

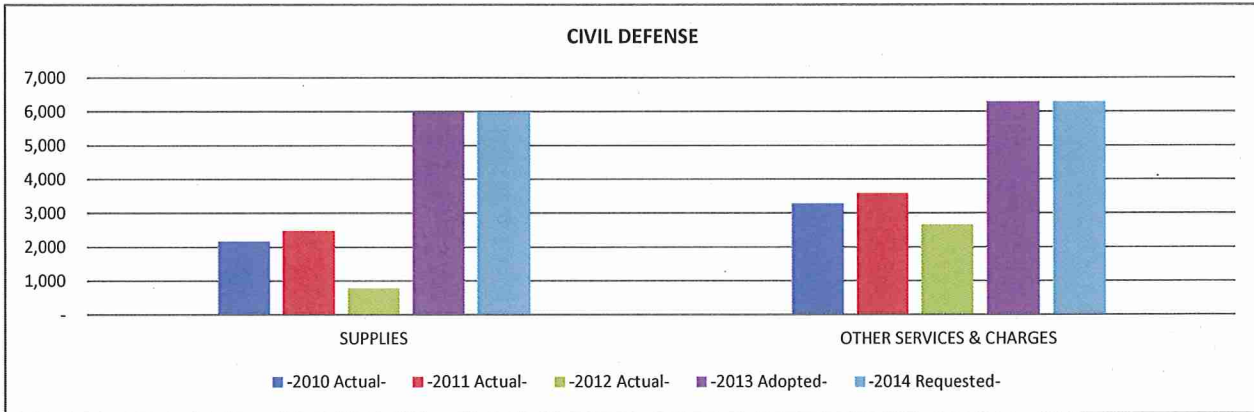
**THIS PAGE INTENTIONALLY LEFT BLANK**

City of Ramsey 2014 Requested General Fund Budget

GENERAL FUND 101 - GENERAL GOVERNMENT  
LINE ITEM DETAIL BY COST CENTER OR SUB-FUNCTION

**CIVIL DEFENSE** 250

EXPENDITURE BY OBJECT SUMMARY	-2010 Actual-	-2011 Actual-	-2012 Actual-	-2013 Adopted-	-2014 Requested-
SUPPLIES	2,176	2,481	789	6,000	5,985
OTHER SERVICES & CHARGES	3,292	3,586	2,663	6,300	6,300
<b>TOTAL EXPENDITURE BY OBJECT</b>	<b>5,468</b>	<b>6,067</b>	<b>3,452</b>	<b>12,300</b>	<b>12,285</b>



EXPENDITURE BY OBJECT RECAP ALL SUB-FUNCTIONS	-2010 Actual-	-2011 Actual-	-2012 Actual-	-2013 Adopted-	-2014 Requested-
<b>SUPPLIES</b>					
REPAIR AND MAINTENANCE SUPPLIES					
6251 BATTERIES	998	935	139	2,000	1,985
6275 OTHER EQUIPMENT PARTS	1,178	1,546	650	4,000	4,000
TOTAL REPAIR AND MAINTENANCE SUPPLIES	2,176	2,481	789	6,000	5,985
<b>Total SUPPLIES</b>	<b>2,176</b>	<b>2,481</b>	<b>789</b>	<b>6,000</b>	<b>5,985</b>
<b>OTHER SERVICES &amp; CHARGES</b>					
INSURANCE					
6361 GENERAL LIABILITY/PROPERTY INS	63	300	29	100	100
TOTAL INSURANCE	63	300	29	100	100
UTILITIES					
6371 ELECTRIC UTILITIES	1,091	1,176	1,089	1,200	1,200
TOTAL UTILITIES	1,091	1,176	1,089	1,200	1,200
REPAIRS AND MAINTENANCE - LABOR					
6382 MACHINERY & EQUIPMENT REPAIR	2,138	2,110	1,545	5,000	5,000
TOTAL REPAIRS AND MAINTENANCE - LABOR	2,138	2,110	1,545	5,000	5,000
<b>Total OTHER SERVICES &amp; CHARGES</b>	<b>3,292</b>	<b>3,586</b>	<b>2,663</b>	<b>6,300</b>	<b>6,300</b>
<b>TOTAL EXPENDITURES &amp; OTHER FINANCING</b>	<b>5,468</b>	<b>6,067</b>	<b>3,452</b>	<b>12,300</b>	<b>12,285</b>

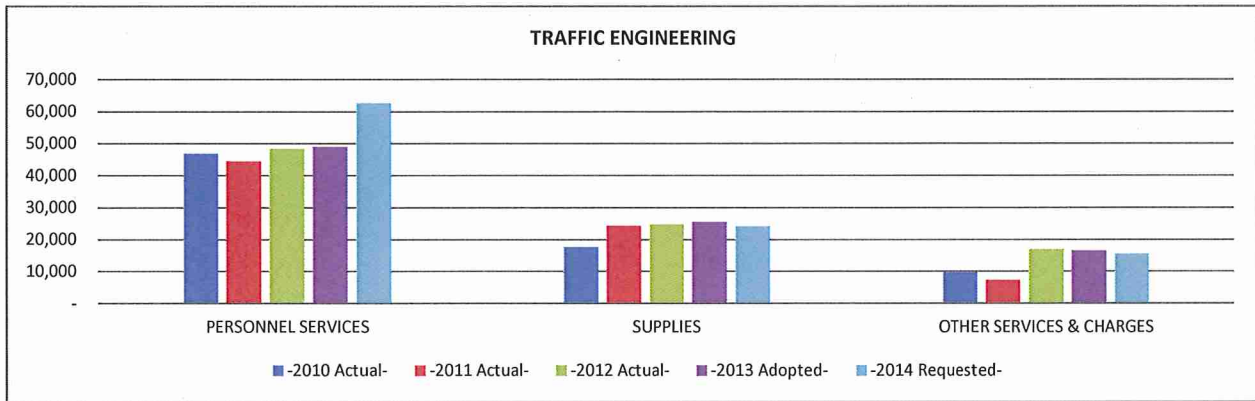
**THIS PAGE INTENTIONALLY LEFT BLANK**

City of Ramsey 2014 Requested General Fund Budget

GENERAL FUND 101 - GENERAL GOVERNMENT  
LINE ITEM DETAIL BY COST CENTER OR SUB-FUNCTION

**TRAFFIC ENGINEERING** 260

EXPENDITURE BY OBJECT SUMMARY	-2010 Actual-	-2011 Actual-	-2012 Actual-	-2013 Adopted-	-2014 Requested-
PERSONNEL SERVICES	46,892	44,470	48,426	48,987	62,724
SUPPLIES	17,644	24,316	24,767	25,500	24,170
OTHER SERVICES & CHARGES	9,756	7,353	17,007	16,600	15,500
<b>TOTAL EXPENDITURE BY OBJECT</b>	<b>74,292</b>	<b>76,139</b>	<b>90,200</b>	<b>91,087</b>	<b>102,394</b>



EXPENDITURE BY OBJECT RECAP ALL SUB-FUNCTIONS	-2010 Actual-	-2011 Actual-	-2012 Actual-	-2013 Adopted-	-2014 Requested-
<b>PERSONNEL SERVICES</b>					
<b>WAGES AND SALARIES</b>					
6102 F.T. REGULAR-WAGES & SALARIES	38,988	36,723	39,859	40,462	51,777
6105 TEMPORARY-WAGES & SALARIES	-	105	-	-	-
<b>TOTAL WAGES AND SALARIES</b>	<b>38,988</b>	<b>36,828</b>	<b>39,859</b>	<b>40,462</b>	<b>51,777</b>
<b>EMPLOYER CONTRIBUTIONS</b>					
6121 PERA CONTRIBUTIONS	2,724	2,530	3,056	2,934	3,754
6122 FICA/MEDICARE CONTRIBUTIONS	2,965	2,611	2,985	3,095	3,961
6133 WORKERS COMP INSURANCE PREMIUM	2,215	2,501	2,526	2,496	3,232
<b>TOTAL EMPLOYER CONTRIBUTIONS</b>	<b>7,904</b>	<b>7,642</b>	<b>8,567</b>	<b>8,525</b>	<b>10,947</b>
<b>Total PERSONNEL SERVICES</b>	<b>46,892</b>	<b>44,470</b>	<b>48,426</b>	<b>48,987</b>	<b>62,724</b>
<b>SUPPLIES</b>					
<b>OPERATING SUPPLIES</b>					
6249 MISCELLANEOUS OPERATING SUPPLY	16,894	24,316	22,187	22,000	20,750
<b>TOTAL OPERATING SUPPLIES</b>	<b>16,894</b>	<b>24,316</b>	<b>22,187</b>	<b>22,000</b>	<b>20,750</b>
<b>REPAIR AND MAINTENANCE SUPPLIES</b>					
6271 SIGN REPAIR MATERIALS	750	-	2,580	3,500	3,420
<b>TOTAL REPAIR AND MAINTENANCE SUPPLIES</b>	<b>750</b>	<b>-</b>	<b>2,580</b>	<b>3,500</b>	<b>3,420</b>
<b>Total SUPPLIES</b>	<b>17,644</b>	<b>24,316</b>	<b>24,767</b>	<b>25,500</b>	<b>24,170</b>
<b>OTHER SERVICES &amp; CHARGES</b>					
<b>INSURANCE</b>					
6361 GENERAL LIABILITY/PROPERTY INS	505	550	721	600	1,000
<b>TOTAL INSURANCE</b>	<b>505</b>	<b>550</b>	<b>721</b>	<b>600</b>	<b>1,000</b>
<b>UTILITIES</b>					
6371 ELECTRIC UTILITIES	6,511	4,432	5,268	6,000	6,000
<b>TOTAL UTILITIES</b>	<b>6,511</b>	<b>4,432</b>	<b>5,268</b>	<b>6,000</b>	<b>6,000</b>
<b>REPAIRS AND MAINTENANCE - LABOR</b>					
6382 MACHINERY & EQUIPMENT REPAIR	2,240	707	6,486	7,000	7,000
6389 TOWING SERVICES	-	-	-	3,000	1,500
<b>TOTAL REPAIRS AND MAINTENANCE - LABOR</b>	<b>2,240</b>	<b>707</b>	<b>6,486</b>	<b>10,000</b>	<b>8,500</b>
<b>CONTRACTED SERVICES</b>					
6489 OTHER CONTRACTED SERVICES	500	1,664	4,532	-	-
<b>TOTAL CONTRACTED SERVICES</b>	<b>500</b>	<b>1,664</b>	<b>4,532</b>	<b>-</b>	<b>-</b>
<b>Total OTHER SERVICES &amp; CHARGES</b>	<b>9,756</b>	<b>7,353</b>	<b>17,007</b>	<b>16,600</b>	<b>15,500</b>
<b>TOTAL EXPENDITURES &amp; OTHER FINANCING</b>	<b>74,292</b>	<b>76,139</b>	<b>90,200</b>	<b>91,087</b>	<b>102,394</b>

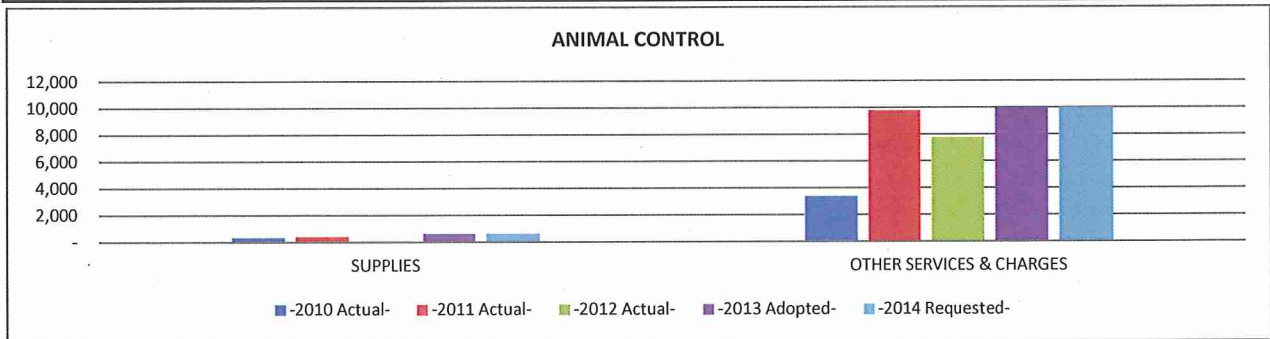
**THIS PAGE INTENTIONALLY LEFT BLANK**

City of Ramsey 2014 Requested General Fund Budget

GENERAL FUND 101 - GENERAL GOVERNMENT  
LINE ITEM DETAIL BY COST CENTER OR SUB-FUNCTION

**ANIMAL CONTROL** 270

EXPENDITURE BY OBJECT SUMMARY	-2010 Actual-	-2011 Actual-	-2012 Actual-	-2013 Adopted-	-2014 Requested-
SUPPLIES	327	402	103	600	600
OTHER SERVICES & CHARGES	3,385	9,785	7,770	10,000	10,000
<b>TOTAL EXPENDITURE BY OBJECT</b>	<b>3,712</b>	<b>10,187</b>	<b>7,873</b>	<b>10,600</b>	<b>10,600</b>



EXPENDITURE BY OBJECT RECAP ALL SUB-FUNCTIONS	-2010 Actual-	-2011 Actual-	-2012 Actual-	-2013 Adopted-	-2014 Requested-
<b>SUPPLIES</b>					
<b>OPERATING SUPPLIES</b>					
6249 MISCELLANEOUS OPERATING SUPPLY	298	-	103	350	350
<b>TOTAL OPERATING SUPPLIES</b>	<b>298</b>	<b>-</b>	<b>103</b>	<b>350</b>	<b>350</b>
<b>SMALL TOOLS AND MINOR EQUIPMENT</b>					
6281 SMALL TOOLS & MINOR EQUIPMENT	29	402	-	250	250
<b>TOTAL SMALL TOOLS AND MINOR EQUIPMENT</b>	<b>29</b>	<b>402</b>	<b>-</b>	<b>250</b>	<b>250</b>
<b>Total SUPPLIES</b>	<b>327</b>	<b>402</b>	<b>103</b>	<b>600</b>	<b>600</b>
<b>OTHER SERVICES &amp; CHARGES</b>					
<b>CONTRACTED SERVICES</b>					
6489 OTHER CONTRACTED SERVICES	3,385	9,785	7,770	10,000	10,000
<b>TOTAL CONTRACTED SERVICES</b>	<b>3,385</b>	<b>9,785</b>	<b>7,770</b>	<b>10,000</b>	<b>10,000</b>
<b>Total OTHER SERVICES &amp; CHARGES</b>	<b>3,385</b>	<b>9,785</b>	<b>7,770</b>	<b>10,000</b>	<b>10,000</b>
<b>TOTAL EXPENDITURES &amp; OTHER FINANCING</b>	<b>3,712</b>	<b>10,187</b>	<b>7,873</b>	<b>10,600</b>	<b>10,600</b>

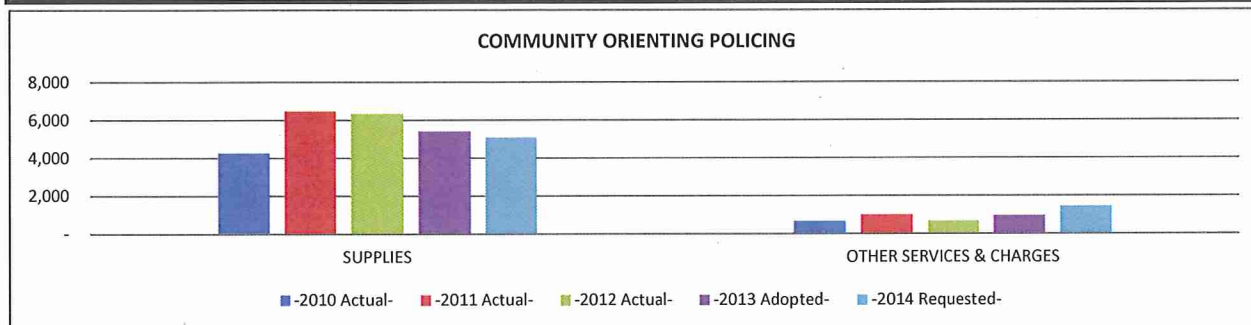
**THIS PAGE INTENTIONALLY LEFT BLANK**

City of Ramsey 2014 Requested General Fund Budget

GENERAL FUND 101 - GENERAL GOVERNMENT  
 LINE ITEM DETAIL BY COST CENTER OR SUB-FUNCTION

**COMMUNITY ORIENTING POLICING** 280

EXPENDITURE BY OBJECT SUMMARY	-2010 Actual-	-2011 Actual-	-2012 Actual-	-2013 Adopted-	-2014 Requested-
SUPPLIES	4,280	6,470	6,344	5,400	5,100
OTHER SERVICES & CHARGES	672	1,011	663	950	1,450
<b>TOTAL EXPENDITURE BY OBJECT</b>	<b>4,952</b>	<b>7,481</b>	<b>7,007</b>	<b>6,350</b>	<b>6,550</b>



EXPENDITURE BY OBJECT RECAP ALL SUB-FUNCTIONS	-2010 Actual-	-2011 Actual-	-2012 Actual-	-2013 Adopted-	-2014 Requested-
<b>SUPPLIES</b>					
<b>OFFICE SUPPLIES</b>					
6204 STATIONERY, ENVELOPES & FORMS	-	251	-	250	250
6206 FILM, MICROFILM, TAPES, DISKS	-	-	29	50	50
<b>TOTAL OFFICE SUPPLIES</b>	-	251	29	300	300
<b>OPERATING SUPPLIES</b>					
6241 COMMUNITY POLICING SUPPLIES	4,280	6,219	6,315	5,000	4,700
<b>TOTAL OPERATING SUPPLIES</b>	4,280	6,219	6,315	5,000	4,700
<b>MERCHANDISE FOR RESALE</b>					
6291 CULVERTS, SIGNS, STREET SUPPLY	-	-	-	100	100
<b>TOTAL MERCHANDISE FOR RESALE</b>	-	-	-	100	100
<b>Total SUPPLIES</b>	<b>4,280</b>	<b>6,470</b>	<b>6,344</b>	<b>5,400</b>	<b>5,100</b>
<b>OTHER SERVICES &amp; CHARGES</b>					
<b>COMMUNICATION</b>					
6322 POSTAGE	115	83	72	200	200
<b>TOTAL COMMUNICATION</b>	115	83	72	200	200
<b>EMPLOYEE REIMBURSEMENTS</b>					
6331 TRAVEL & LODGING	218	533	76	350	350
6335 TRAINING	260	150	412	-	500
<b>TOTAL EMPLOYEE REIMBURSEMENTS</b>	478	683	488	350	850
<b>INSURANCE</b>					
6361 GENERAL LIABILITY/PROPERTY INS	34	150	58	100	100
<b>TOTAL INSURANCE</b>	34	150	58	100	100
<b>DUES, SUBSCRIPTIONS, AND REGISTRATION FEES</b>					
6451 MEMBERSHIP DUES	45	95	45	100	100
<b>TOTAL DUES, SUBSCRIPTIONS, AND REGISTRATION FEES</b>	45	95	45	100	100
<b>BOOKS AND PAMPHLETS</b>					
6471 BOOKS & PAMPHLETS	-	-	-	200	200
<b>TOTAL BOOKS AND PAMPHLETS</b>	-	-	-	200	200
<b>Total OTHER SERVICES &amp; CHARGES</b>	<b>672</b>	<b>1,011</b>	<b>663</b>	<b>950</b>	<b>1,450</b>
<b>TOTAL EXPENDITURES &amp; OTHER FINANCING</b>	<b>4,952</b>	<b>7,481</b>	<b>7,007</b>	<b>6,350</b>	<b>6,550</b>

**THIS PAGE INTENTIONALLY LEFT BLANK**

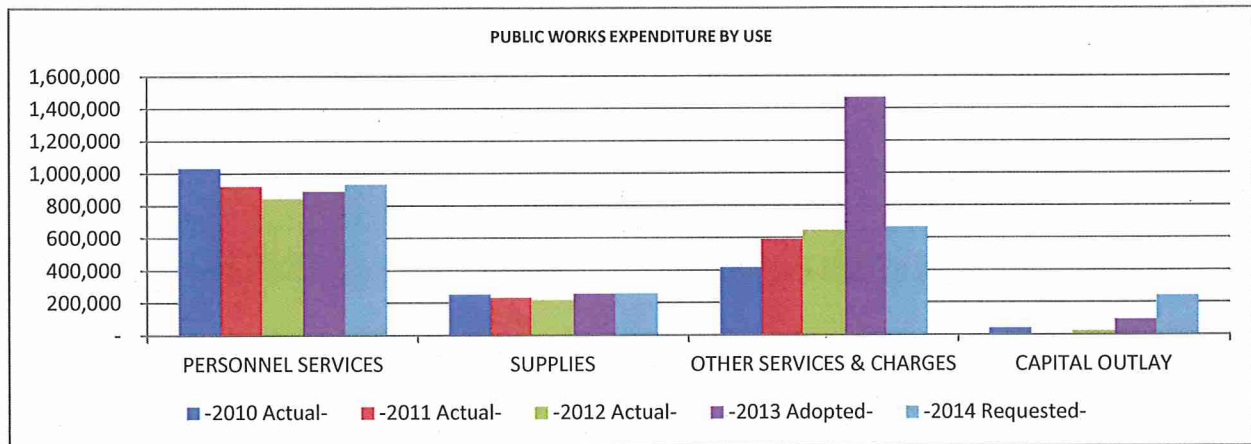
City of Ramsey 2014 Requested General Fund Budget

GENERAL FUND 101 - GENERAL GOVERNMENT

**PUBLIC WORKS** 301-312

2010 Actual 2011 Actual 2012 Actual 2013 Adopted 2014 Requested

EXPENDITURE BY OBJECT SUMMARY	-2010 Actual-	-2011 Actual-	-2012 Actual-	-2013 Adopted-	-2014 Requested-
PERSONNEL SERVICES	1,032,622	920,655	844,219	890,531	934,171
SUPPLIES	250,866	232,556	218,559	256,900	258,015
OTHER SERVICES & CHARGES	418,491	591,331	646,427	1,467,250	665,745
CAPITAL OUTLAY	40,016	-	22,371	94,000	241,100
<b>TOTAL EXPENDITURE BY OBJECT</b>	<b>1,741,995</b>	<b>1,744,542</b>	<b>1,731,576</b>	<b>2,708,681</b>	<b>2,099,031</b>



EXPENDITURE BY OBJECT RECAP ALL SUB-FUNCTIONS	-2010 Actual-	-2011 Actual-	-2012 Actual-	-2013 Adopted-	-2014 Requested-
<b>PERSONNEL SERVICES</b>					
<b>WAGES AND SALARIES</b>					
6102 F.T. REGULAR-WAGES & SALARIES	709,170	595,404	533,780	544,218	615,899
6103 FULL TIME-REGULAR-OVERTIME	41,014	36,300	26,284	36,000	33,000
6104 PART TIME-WAGES & SALARIES	-	94	-	-	-
6105 TEMPORARY-WAGES & SALARIES	1,947	30,833	11,578	21,875	14,875
<b>TOTAL WAGES AND SALARIES</b>	<b>752,131</b>	<b>662,631</b>	<b>571,642</b>	<b>602,093</b>	<b>663,774</b>
<b>OTHER GROSS EARNINGS</b>					
6108 SEVERANCE PAY	27,105	-	22,591	-	-
<b>TOTAL OTHER GROSS EARNINGS</b>	<b>27,105</b>	<b>-</b>	<b>22,591</b>	<b>-</b>	<b>-</b>
<b>EMPLOYER CONTRIBUTIONS</b>					
6121 PERA CONTRIBUTIONS	53,238	46,237	42,495	42,040	47,045
6122 FICA/MEDICARE CONTRIBUTIONS	52,630	46,842	42,880	50,155	51,837
6131 GROUP INSURANCE	122,057	134,602	141,305	170,556	138,590
6133 WORKERS COMP INSURANCE PREMIUM	25,461	30,343	23,306	25,687	32,925
<b>TOTAL EMPLOYER CONTRIBUTIONS</b>	<b>253,386</b>	<b>258,024</b>	<b>249,986</b>	<b>288,438</b>	<b>270,397</b>
<b>Total PERSONNEL SERVICES</b>	<b>1,032,622</b>	<b>920,655</b>	<b>844,219</b>	<b>890,531</b>	<b>934,171</b>

<b>SUPPLIES</b>					
<b>OFFICE SUPPLIES</b>					
6205 DRAFTING SUPPLIES	514	-	-	1,000	500
6208 MISCELLANEOUS OFFICE SUPPLIES	654	1,474	498	3,800	1,775
<b>TOTAL OFFICE SUPPLIES</b>	<b>1,168</b>	<b>1,474</b>	<b>498</b>	<b>4,800</b>	<b>2,275</b>
<b>OPERATING SUPPLIES</b>					
6221 CLEANING SUPPLIES	-	-	-	200	200
6223 GASOLINE	9,262	16,328	11,997	14,500	16,000
6225 DIESEL FUEL	44,200	46,220	37,823	43,000	43,525
6227 LUBRICANTS & ADDITIVES	3,400	2,660	1,745	4,300	4,300
6229 SHOP MATERIALS	3,230	3,746	3,424	4,500	4,225

City of Ramsey 2014 Requested General Fund Budget

GENERAL FUND 101 - GENERAL GOVERNMENT

		PUBLIC WORKS 301-312				
		2010 Actual	2011 Actual	2012 Actual	2013 Adopted	2014 Requested
6231	UNIFORMS & TURN-OUT GEAR	2,354	2,261	2,329	3,000	3,150
6249	MISCELLANEOUS OPERATING SUPPLY	7,397	8,428	6,793	9,000	8,465
<b>TOTAL OPERATING SUPPLIES</b>		<b>69,843</b>	<b>79,643</b>	<b>64,111</b>	<b>78,500</b>	<b>79,865</b>
<b>REPAIR AND MAINTENANCE SUPPLIES</b>						
6257	OTHER VEHICLE PARTS	37,605	46,429	39,217	40,000	43,845
6259	BUILDING MAINT/REPAIR SUPPLIES	3,322	2,594	2,661	4,000	3,980
6261	SAND & GRAVEL	1,980	3,110	3,377	4,000	3,765
6263	SALT	109,785	71,413	77,693	84,000	82,905
6265	ASPHALT	7,136	15,862	13,073	15,000	15,475
6267	OTHER STREET MAINTENANCE SUPPL	2,608	5,155	6,318	5,000	5,625
6269	LANDSCAPE MATERIALS	6,019	3,554	7,118	8,000	7,500
6275	OTHER EQUIPMENT PARTS	-	-	-	1,000	500
<b>TOTAL REPAIR AND MAINTENANCE SUPPLIES</b>		<b>168,455</b>	<b>148,117</b>	<b>149,457</b>	<b>161,000</b>	<b>163,595</b>
<b>SMALL TOOLS AND MINOR EQUIPMENT</b>						
6281	SMALL TOOLS & MINOR EQUIPMENT	11,400	3,322	4,493	12,600	12,280
<b>TOTAL SMALL TOOLS AND MINOR EQUIPMENT</b>		<b>11,400</b>	<b>3,322</b>	<b>4,493</b>	<b>12,600</b>	<b>12,280</b>
<b>Total SUPPLIES</b>		<b>250,866</b>	<b>232,556</b>	<b>218,559</b>	<b>256,900</b>	<b>258,015</b>
<b>OTHER SERVICES &amp; CHARGES</b>						
<b>PROFESSIONAL SERVICES</b>						
6315	MISCELLANEOUS PROFESSIONAL SER	14,158	32,078	71,421	29,500	35,000
<b>TOTAL PROFESSIONAL SERVICES</b>		<b>14,158</b>	<b>32,078</b>	<b>71,421</b>	<b>29,500</b>	<b>35,000</b>
<b>COMMUNICATION</b>						
6321	TELEPHONE	2,438	1,623	1,909	2,400	2,100
6322	POSTAGE	960	490	427	1,100	1,100
6323	CELLULAR PHONES	6,063	7,543	5,572	7,500	7,200
<b>TOTAL COMMUNICATION</b>		<b>9,461</b>	<b>9,656</b>	<b>7,908</b>	<b>11,000</b>	<b>10,400</b>

City of Ramsey 2014 Requested General Fund Budget

GENERAL FUND 101 - GENERAL GOVERNMENT

		PUBLIC WORKS 301-312				
		2010 Actual	2011 Actual	2012 Actual	2013 Adopted	2014 Requested
<b>EMPLOYEE REIMBURSEMENTS</b>						
6331	TRAVEL & LODGING	-	37	-	1,000	500
6335	TRAINING	2,980	5,176	5,382	9,000	8,500
<b>TOTAL EMPLOYEE REIMBURSEMENTS</b>		<b>2,980</b>	<b>5,213</b>	<b>5,382</b>	<b>10,000</b>	<b>9,000</b>
<b>INSURANCE</b>						
6361	GENERAL LIABILITY/PROPERTY INS	27,111	25,700	31,648	31,500	34,700
<b>TOTAL INSURANCE</b>		<b>27,111</b>	<b>25,700</b>	<b>31,648</b>	<b>31,500</b>	<b>34,700</b>
<b>UTILITIES</b>						
6371	ELECTRIC UTILITIES	8,892	8,348	5,870	9,200	9,200
6372	WATER/IRRIGATION	531	500	544	500	500
6373	GAS	5,012	5,745	3,607	8,650	8,650
6374	REFUSE/RECYCLING	1,826	1,624	988	2,200	2,200
<b>TOTAL UTILITIES</b>		<b>16,261</b>	<b>16,217</b>	<b>11,009</b>	<b>20,550</b>	<b>20,550</b>
<b>REPAIRS AND MAINTENANCE - LABOR</b>						
6381	BUILDING & STRUCTURE REPAIR	6,737	12,006	3,328	7,000	8,000
6382	MACHINERY & EQUIPMENT REPAIR	(1,105)	316	-	2,000	3,000
6387	TIRE MOUNTING & BALANCING	399	60	-	400	400
6388	OTHER VEHICLE REPAIR	3,168	3,822	10,635	8,000	12,000
<b>TOTAL REPAIRS AND MAINTENANCE - LABOR</b>		<b>9,199</b>	<b>16,204</b>	<b>13,963</b>	<b>17,400</b>	<b>23,400</b>
<b>REPAIRS AND MAINTENANCE - CONTRACTS</b>						
6404	MACHINERY & EQUIPMENT	1,211	1,208	1,226	1,500	1,415
6405	OFFICE & DATA PROCESSING EQUIP	-	-	-	3,500	500
<b>TOTAL REPAIRS AND MAINTENANCE - CONTRACTS</b>		<b>1,211</b>	<b>1,208</b>	<b>1,226</b>	<b>5,000</b>	<b>1,915</b>
<b>RENTALS</b>						
6415	OTHER EQUIPMENT RENTAL	3,279	4,700	4,849	3,000	4,660
6416	MACHINERY RENTAL	283	-	-	-	-
6417	UNIFORM RENTAL	3,981	3,464	4,021	4,500	4,220
<b>TOTAL RENTALS</b>		<b>7,543</b>	<b>8,164</b>	<b>8,870</b>	<b>7,500</b>	<b>8,880</b>
<b>DUES, SUBSCRIPTIONS, AND REGISTRATION FEES</b>						
6451	MEMBERSHIP DUES	1,645	995	500	2,000	1,400
<b>TOTAL DUES, SUBSCRIPTIONS, AND REGISTRATION FEES</b>		<b>1,645</b>	<b>995</b>	<b>500</b>	<b>2,000</b>	<b>1,400</b>
<b>BOOKS AND PAMPHLETS</b>						
6471	BOOKS & PAMPHLETS	-	-	-	300	500
<b>TOTAL BOOKS AND PAMPHLETS</b>		<b>-</b>	<b>-</b>	<b>-</b>	<b>300</b>	<b>500</b>
<b>CONTRACTED SERVICES</b>						
6488	STREET MAINTENANCE CONTRACT	326,247	475,709	494,500	1,327,500	500,000
6489	OTHER CONTRACTED SERVICES	2,675	187	-	5,000	20,000
<b>TOTAL CONTRACTED SERVICES</b>		<b>328,922</b>	<b>475,896</b>	<b>494,500</b>	<b>1,332,500</b>	<b>520,000</b>
<b>Total OTHER SERVICES &amp; CHARGES</b>		<b>418,491</b>	<b>591,331</b>	<b>646,427</b>	<b>1,467,250</b>	<b>665,745</b>
<b>CAPITAL OUTLAY</b>						
<b>CAPITAL OUTLAY</b>						
6540	HEAVY MACHINERY	40,016	-	-	49,000	241,100
6580	OTHER EQUIPMENT	-	-	22,371	45,000	-
<b>TOTAL CAPITAL OUTLAY</b>		<b>40,016</b>	<b>-</b>	<b>22,371</b>	<b>94,000</b>	<b>241,100</b>
<b>Total CAPITAL OUTLAY</b>		<b>40,016</b>	<b>-</b>	<b>22,371</b>	<b>94,000</b>	<b>241,100</b>
<b>TOTAL EXPENDITURES &amp; OTHER FINANCING</b>		<b>1,741,995</b>	<b>1,744,542</b>	<b>1,731,576</b>	<b>2,708,681</b>	<b>2,099,031</b>

**THIS PAGE INTENTIONALLY LEFT BLANK**

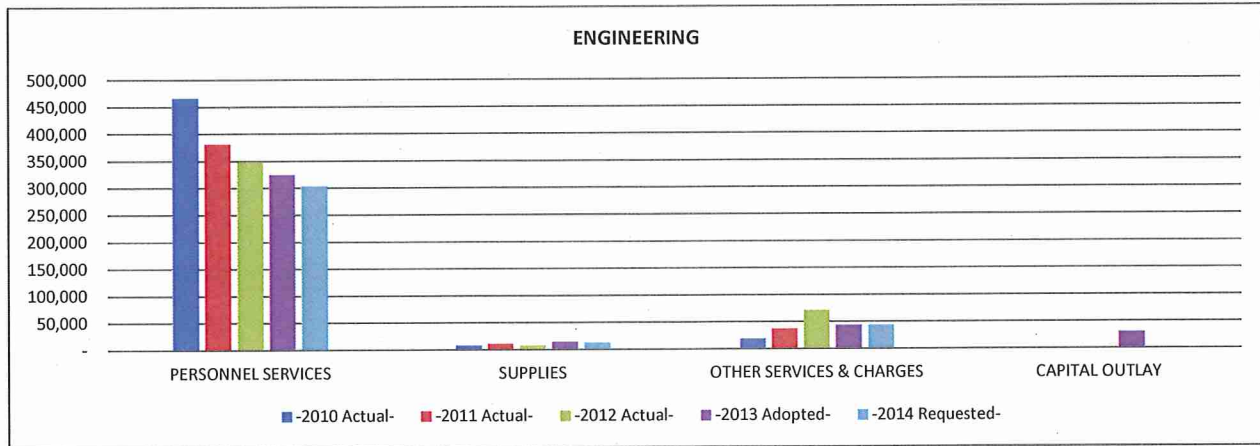
City of Ramsey 2014 Requested General Fund Budget

GENERAL FUND 101 - GENERAL GOVERNMENT  
LINE ITEM DETAIL BY COST CENTER OR SUB-FUNCTION

ENGINEERING 301

2010 Actual 2011 Actual 2012 Actual 2013 Adopted 2014 Requested

EXPENDITURE BY OBJECT SUMMARY	-2010 Actual-	-2011 Actual-	-2012 Actual-	-2013 Adopted-	-2014 Requested-
PERSONNEL SERVICES	466,516	381,762	348,014	325,261	303,488
SUPPLIES	8,008	11,025	7,765	14,100	12,410
OTHER SERVICES & CHARGES	18,572	37,248	70,583	43,600	43,300
CAPITAL OUTLAY	-	-	-	30,000	-
<b>TOTAL EXPENDITURE BY OBJECT</b>	<b>493,096</b>	<b>430,035</b>	<b>426,362</b>	<b>412,961</b>	<b>359,198</b>



City of Ramsey 2014 Requested General Fund Budget

GENERAL FUND 101 - GENERAL GOVERNMENT  
 LINE ITEM DETAIL BY COST CENTER OR SUB-FUNCTION

**ENGINEERING** **301**

2010 Actual      2011 Actual      2012 Actual      2013 Adopted      2014 Requested

**EXPENDITURE BY OBJECT RECAP ALL SUB-FUNCTIONS**      -2010 Actual-      -2011 Actual-      -2012 Actual-      -2013 Adopted-      -2014 Requested-

**PERSONNEL SERVICES**

**WAGES AND SALARIES**

6102	F.T. REGULAR-WAGES & SALARIES	311,745	234,760	202,679	181,842	188,841
6103	FULL TIME-REGULAR-OVERTIME	18,435	19,777	15,809	18,000	18,000
6105	TEMPORARY-WAGES & SALARIES	-	20,751	3,430	6,875	6,875
<b>TOTAL WAGES AND SALARIES</b>		<b>330,180</b>	<b>275,288</b>	<b>221,918</b>	<b>206,717</b>	<b>213,716</b>

**OTHER GROSS EARNINGS**

6108	SEVERANCE PAY	27,105	-	22,591	-	-
<b>TOTAL OTHER GROSS EARNINGS</b>		<b>27,105</b>	<b>-</b>	<b>22,591</b>	<b>-</b>	<b>-</b>

**EMPLOYER CONTRIBUTIONS**

6121	PERA CONTRIBUTIONS	23,192	18,455	16,950	14,465	14,996
6122	FICA/MEDICARE CONTRIBUTIONS	21,339	18,097	16,680	15,876	16,349
6131	GROUP INSURANCE	63,210	68,023	68,736	86,940	56,688
6133	WORKERS COMP INSURANCE PREMIUM	1,490	1,899	1,139	1,263	1,739
<b>TOTAL EMPLOYER CONTRIBUTIONS</b>		<b>109,231</b>	<b>106,474</b>	<b>103,505</b>	<b>118,544</b>	<b>89,772</b>

**Total PERSONNEL SERVICES**      **466,516**      **381,762**      **348,014**      **325,261**      **303,488**

**SUPPLIES**

**OFFICE SUPPLIES**

6205	DRAFTING SUPPLIES	514	-	-	1,000	500
6208	MISCELLANEOUS OFFICE SUPPLIES	211	1,403	303	3,500	1,475
<b>TOTAL OFFICE SUPPLIES</b>		<b>725</b>	<b>1,403</b>	<b>303</b>	<b>4,500</b>	<b>1,975</b>

**OPERATING SUPPLIES**

6223	GASOLINE	3,204	5,440	4,220	5,000	5,500
6231	UNIFORMS & TURN-OUT GEAR	700	700	1,001	1,000	1,200
6249	MISCELLANEOUS OPERATING SUPPLY	986	1,813	577	2,000	1,765
<b>TOTAL OPERATING SUPPLIES</b>		<b>4,890</b>	<b>7,953</b>	<b>5,798</b>	<b>8,000</b>	<b>8,465</b>

**REPAIR AND MAINTENANCE SUPPLIES**

6257	OTHER VEHICLE PARTS	944	1,669	1,603	1,000	1,470
<b>TOTAL REPAIR AND MAINTENANCE SUPPLIES</b>		<b>944</b>	<b>1,669</b>	<b>1,603</b>	<b>1,000</b>	<b>1,470</b>

**SMALL TOOLS AND MINOR EQUIPMENT**

6281	SMALL TOOLS & MINOR EQUIPMENT	1,449	-	61	600	500
<b>TOTAL SMALL TOOLS AND MINOR EQUIPMENT</b>		<b>1,449</b>	<b>-</b>	<b>61</b>	<b>600</b>	<b>500</b>

**Total SUPPLIES**      **8,008**      **11,025**      **7,765**      **14,100**      **12,410**

**OTHER SERVICES & CHARGES**

**PROFESSIONAL SERVICES**

6315	MISCELLANEOUS PROFESSIONAL SER	5,551	22,800	58,193	20,000	25,000
<b>TOTAL PROFESSIONAL SERVICES</b>		<b>5,551</b>	<b>22,800</b>	<b>58,193</b>	<b>20,000</b>	<b>25,000</b>

**COMMUNICATION**

6321	TELEPHONE	1,363	633	737	1,300	1,000
6322	POSTAGE	929	384	358	1,000	1,000
6323	CELLULAR PHONES	3,104	4,046	3,075	4,000	3,700
<b>TOTAL COMMUNICATION</b>		<b>5,396</b>	<b>5,063</b>	<b>4,170</b>	<b>6,300</b>	<b>5,700</b>

**EMPLOYEE REIMBURSEMENTS**

6331	TRAVEL & LODGING	-	37	-	1,000	500
6335	TRAINING	2,379	3,669	3,677	6,500	5,500
<b>TOTAL EMPLOYEE REIMBURSEMENTS</b>		<b>2,379</b>	<b>3,706</b>	<b>3,677</b>	<b>7,500</b>	<b>6,000</b>

**INSURANCE**

6361	GENERAL LIABILITY/PROPERTY INS	3,812	5,000	4,279	4,500	4,700
<b>TOTAL INSURANCE</b>		<b>3,812</b>	<b>5,000</b>	<b>4,279</b>	<b>4,500</b>	<b>4,700</b>

**REPAIRS AND MAINTENANCE - CONTRACTS**

6405	OFFICE & DATA PROCESSING EQUIP	-	-	-	3,500	500
<b>TOTAL REPAIRS AND MAINTENANCE - CONTRACTS</b>		<b>-</b>	<b>-</b>	<b>-</b>	<b>3,500</b>	<b>500</b>

City of Ramsey 2014 Requested General Fund Budget

GENERAL FUND 101 - GENERAL GOVERNMENT  
LINE ITEM DETAIL BY COST CENTER OR SUB-FUNCTION

<b>ENGINEERING</b>						<b>301</b>
	<b>2010 Actual</b>	<b>2011 Actual</b>	<b>2012 Actual</b>	<b>2013 Adopted</b>	<b>2014 Requested</b>	
<b>DUES, SUBSCRIPTIONS, AND REGISTRATION FEES</b>						
6451 MEMBERSHIP DUES	1,434	679	264	1,500	900	
<b>TOTAL DUES, SUBSCRIPTIONS, AND REGISTRATION FEES</b>	<b>1,434</b>	<b>679</b>	<b>264</b>	<b>1,500</b>	<b>900</b>	
<b>BOOKS AND PAMPHLETS</b>						
6471 BOOKS & PAMPHLETS	-	-	-	300	500	
<b>TOTAL BOOKS AND PAMPHLETS</b>	<b>-</b>	<b>-</b>	<b>-</b>	<b>300</b>	<b>500</b>	
<b>Total OTHER SERVICES &amp; CHARGES</b>	<b>18,572</b>	<b>37,248</b>	<b>70,583</b>	<b>43,600</b>	<b>43,300</b>	
<b>CAPITAL OUTLAY</b>						
<b>CAPITAL OUTLAY</b>						
6580 OTHER EQUIPMENT	-	-	-	30,000	-	
<b>TOTAL CAPITAL OUTLAY</b>	<b>-</b>	<b>-</b>	<b>-</b>	<b>30,000</b>	<b>-</b>	
<b>Total CAPITAL OUTLAY</b>	<b>-</b>	<b>-</b>	<b>-</b>	<b>30,000</b>	<b>-</b>	
<b>TOTAL EXPENDITURES &amp; OTHER FINANCING</b>	<b>493,096</b>	<b>430,035</b>	<b>426,362</b>	<b>412,961</b>	<b>359,198</b>	

	<b>2010 Actual</b>	<b>2011 Actual</b>	<b>2012 Actual</b>	<b>2013 Adopted</b>	<b>2014 Requested</b>	
<b>PERSONNEL COMPLEMENT</b>						
City Engineer	1.00	1.00	1.00	1.00	1.00	1.00
City Engineer/PW Director	1.00	1.00	1.00	-	-	-
PW Director	-	-	-	-	-	-
Assistant City Engineer	1.00	-	-	-	-	-
Engineering Tech IV	1.00	1.00	1.00	1.00	1.00	1.00
Engineering Tech II	1.00	1.00	1.00	1.00	1.00	1.00
Engineering Tech III	-	-	-	1.00	1.00	1.00
Civil Engineer II	1.00	1.00	1.00	1.00	1.00	1.00
Secretary	1.00	1.00	1.00	1.00	1.00	1.00
Intern	0.48	-	0.60	0.30	0.30	0.30
Public Works Total	<b>7.48</b>	<b>6.00</b>	<b>6.60</b>	<b>6.30</b>	<b>6.30</b>	<b>6.30</b>
<b>6580 - Other Equipment</b>						
Scanner	-	-	-	20,000	-	-
Colored plotter/scanner	-	-	-	10,000	-	-
	<b>-</b>	<b>-</b>	<b>-</b>	<b>30,000</b>	<b>-</b>	<b>-</b>

**THIS PAGE INTENTIONALLY LEFT BLANK**

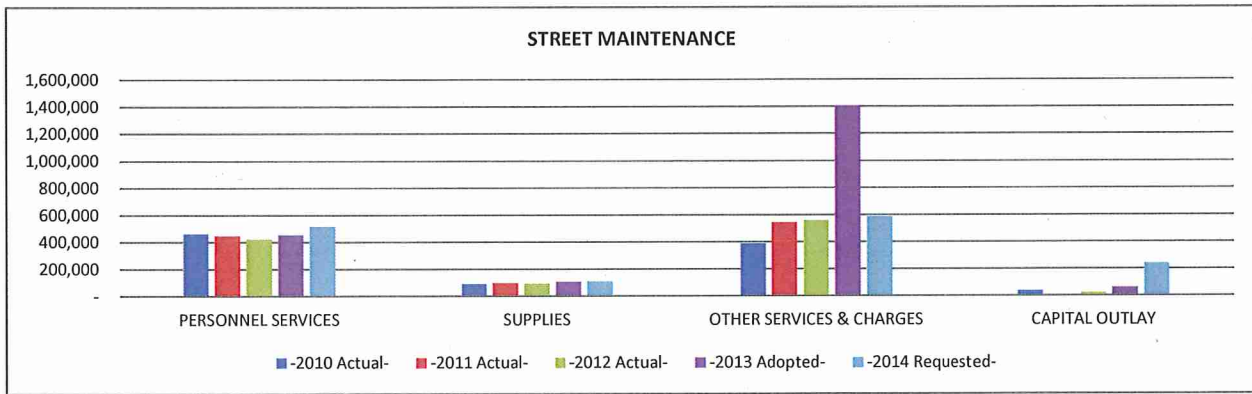
City of Ramsey 2014 Requested General Fund Budget

GENERAL FUND 101 - GENERAL GOVERNMENT  
LINE ITEM DETAIL BY COST CENTER OR SUB-FUNCTION

**STREET MAINTENANCE** 311

2010 Actual    2011 Actual    2012 Actual    2013 Adopted    2014 Requested

EXPENDITURE BY OBJECT SUMMARY	-2010 Actual-	-2011 Actual-	-2012 Actual-	-2013 Adopted-	-2014 Requested-
PERSONNEL SERVICES	463,781	449,309	421,546	456,442	516,981
SUPPLIES	91,266	100,357	93,928	109,800	110,235
OTHER SERVICES & CHARGES	389,091	545,475	557,652	1,406,650	587,445
CAPITAL OUTLAY	40,016	-	22,371	64,000	241,100
<b>TOTAL EXPENDITURE BY OBJECT</b>	<b>984,154</b>	<b>1,095,141</b>	<b>1,095,497</b>	<b>2,036,892</b>	<b>1,455,761</b>



City of Ramsey 2014 Requested General Fund Budget

GENERAL FUND 101 - GENERAL GOVERNMENT  
LINE ITEM DETAIL BY COST CENTER OR SUB-FUNCTION

		STREET MAINTENANCE					311
		2010 Actual	2011 Actual	2012 Actual	2013 Adopted	2014 Requested	
EXPENDITURE BY OBJECT RECAP ALL SUB-FUNCTIONS		-2010 Actual-	-2011 Actual-	-2012 Actual-	-2013 Adopted-	-2014 Requested-	
<b>PERSONNEL SERVICES</b>							
<b>WAGES AND SALARIES</b>							
6102	F.T. REGULAR-WAGES & SALARIES	336,699	307,068	281,111	293,920	354,651	
6103	FULL TIME-REGULAR-OVERTIME	233	1,196	495	2,000	2,000	
6105	TEMPORARY-WAGES & SALARIES	66	7,739	6,243	10,000	-	
<b>TOTAL WAGES AND SALARIES</b>		<b>336,998</b>	<b>316,003</b>	<b>287,849</b>	<b>305,920</b>	<b>356,651</b>	
<b>EMPLOYER CONTRIBUTIONS</b>							
6121	PERA CONTRIBUTIONS	24,030	22,005	21,241	21,454	25,857	
6122	FICA/MEDICARE CONTRIBUTIONS	24,761	22,666	21,642	26,003	28,343	
6131	GROUP INSURANCE	58,847	66,579	72,569	83,616	81,902	
6133	WORKERS COMP INSURANCE PREMIUM	19,145	22,056	18,245	19,449	24,228	
<b>TOTAL EMPLOYER CONTRIBUTIONS</b>		<b>126,783</b>	<b>133,306</b>	<b>133,697</b>	<b>150,522</b>	<b>160,330</b>	
<b>Total PERSONNEL SERVICES</b>		<b>463,781</b>	<b>449,309</b>	<b>421,546</b>	<b>456,442</b>	<b>516,981</b>	
<b>SUPPLIES</b>							
<b>OFFICE SUPPLIES</b>							
6208	MISCELLANEOUS OFFICE SUPPLIES	443	71	195	300	300	
<b>TOTAL OFFICE SUPPLIES</b>		<b>443</b>	<b>71</b>	<b>195</b>	<b>300</b>	<b>300</b>	
<b>OPERATING SUPPLIES</b>							
6221	CLEANING SUPPLIES	-	-	-	200	200	
6223	GASOLINE	5,070	7,670	7,777	7,000	7,500	
6225	DIESEL FUEL	27,158	29,480	20,648	24,000	24,000	
6227	LUBRICANTS & ADDITIVES	3,400	2,660	1,745	4,300	4,300	
6229	SHOP MATERIALS	3,225	3,355	3,319	4,000	3,725	
6231	UNIFORMS & TURN-OUT GEAR	1,654	1,561	1,328	2,000	1,950	
6249	MISCELLANEOUS OPERATING SUPPLY	6,411	6,615	6,216	7,000	6,700	
<b>TOTAL OPERATING SUPPLIES</b>		<b>46,918</b>	<b>51,341</b>	<b>41,033</b>	<b>48,500</b>	<b>48,375</b>	
<b>REPAIR AND MAINTENANCE SUPPLIES</b>							
6257	OTHER VEHICLE PARTS	16,441	20,394	18,077	17,000	18,300	
6259	BUILDING MAINT/REPAIR SUPPLIES	3,322	2,594	2,661	4,000	3,980	
6261	SAND & GRAVEL	20	1,110	1,388	2,000	1,900	
6265	ASPHALT	7,136	15,862	13,073	15,000	15,475	
6267	OTHER STREET MAINTENANCE SUPPL	1,016	2,109	5,951	2,000	2,125	
6269	LANDSCAPE MATERIALS	6,019	3,554	7,118	8,000	7,500	
6275	OTHER EQUIPMENT PARTS	-	-	-	1,000	500	
<b>TOTAL REPAIR AND MAINTENANCE SUPPLIES</b>		<b>33,954</b>	<b>45,623</b>	<b>48,268</b>	<b>49,000</b>	<b>49,780</b>	
<b>SMALL TOOLS AND MINOR EQUIPMENT</b>							
6281	SMALL TOOLS & MINOR EQUIPMENT	9,951	3,322	4,432	12,000	11,780	
<b>TOTAL SMALL TOOLS AND MINOR EQUIPMENT</b>		<b>9,951</b>	<b>3,322</b>	<b>4,432</b>	<b>12,000</b>	<b>11,780</b>	
<b>Total SUPPLIES</b>		<b>91,266</b>	<b>100,357</b>	<b>93,928</b>	<b>109,800</b>	<b>110,235</b>	
<b>OTHER SERVICES &amp; CHARGES</b>							
<b>PROFESSIONAL SERVICES</b>							
6315	MISCELLANEOUS PROFESSIONAL SER	8,607	9,278	9,858	9,500	10,000	
<b>TOTAL PROFESSIONAL SERVICES</b>		<b>8,607</b>	<b>9,278</b>	<b>9,858</b>	<b>9,500</b>	<b>10,000</b>	
<b>COMMUNICATION</b>							
6321	TELEPHONE	1,075	990	1,172	1,100	1,100	
6322	POSTAGE	31	106	69	100	100	
6323	CELLULAR PHONES	2,959	3,497	2,497	3,500	3,500	
<b>TOTAL COMMUNICATION</b>		<b>4,065</b>	<b>4,593</b>	<b>3,738</b>	<b>4,700</b>	<b>4,700</b>	
<b>EMPLOYEE REIMBURSEMENTS</b>							
6335	TRAINING	601	1,507	1,705	2,500	3,000	
<b>TOTAL EMPLOYEE REIMBURSEMENTS</b>		<b>601</b>	<b>1,507</b>	<b>1,705</b>	<b>2,500</b>	<b>3,000</b>	

City of Ramsey 2014 Requested General Fund Budget

GENERAL FUND 101 - GENERAL GOVERNMENT  
LINE ITEM DETAIL BY COST CENTER OR SUB-FUNCTION

		STREET MAINTENANCE					311
		2010 Actual	2011 Actual	2012 Actual	2013 Adopted	2014 Requested	
<b>INSURANCE</b>							
6361	GENERAL LIABILITY/PROPERTY INS	16,901	14,500	20,193	20,000	22,000	
<b>TOTAL INSURANCE</b>		<b>16,901</b>	<b>14,500</b>	<b>20,193</b>	<b>20,000</b>	<b>22,000</b>	
<b>UTILITIES</b>							
6371	ELECTRIC UTILITIES	8,892	8,348	5,870	9,200	9,200	
6372	WATER/IRRIGATION	531	500	544	500	500	
6373	GAS	5,012	5,745	3,607	8,650	8,650	
6374	REFUSE/RECYCLING	1,826	1,624	988	2,200	2,200	
<b>TOTAL UTILITIES</b>		<b>16,261</b>	<b>16,217</b>	<b>11,009</b>	<b>20,550</b>	<b>20,550</b>	
<b>REPAIRS AND MAINTENANCE - LABOR</b>							
6381	BUILDING & STRUCTURE REPAIR	6,737	12,006	3,328	7,000	8,000	
6382	MACHINERY & EQUIPMENT REPAIR	(1,105)	316	-	2,000	3,000	
6387	TIRE MOUNTING & BALANCING	399	60	-	400	400	
6388	OTHER VEHICLE REPAIR	1,413	1,601	2,989	3,000	5,000	
<b>TOTAL REPAIRS AND MAINTENANCE - LABOR</b>		<b>7,444</b>	<b>13,983</b>	<b>6,317</b>	<b>12,400</b>	<b>16,400</b>	
<b>REPAIRS AND MAINTENANCE - CONTRACTS</b>							
6404	MACHINERY & EQUIPMENT	1,211	1,208	1,226	1,500	1,415	
<b>TOTAL REPAIRS AND MAINTENANCE - CONTRACTS</b>		<b>1,211</b>	<b>1,208</b>	<b>1,226</b>	<b>1,500</b>	<b>1,415</b>	
<b>RENTALS</b>							
6415	OTHER EQUIPMENT RENTAL	3,279	4,700	4,849	3,000	4,660	
6416	MACHINERY RENTAL	283	-	-	-	-	
6417	UNIFORM RENTAL	3,981	3,464	4,021	4,500	4,220	
<b>TOTAL RENTALS</b>		<b>7,543</b>	<b>8,164</b>	<b>8,870</b>	<b>7,500</b>	<b>8,880</b>	
<b>DUES, SUBSCRIPTIONS, AND REGISTRATION FEES</b>							
6451	MEMBERSHIP DUES	211	316	236	500	500	
<b>TOTAL DUES, SUBSCRIPTIONS, AND REGISTRATION FEES</b>		<b>211</b>	<b>316</b>	<b>236</b>	<b>500</b>	<b>500</b>	
<b>CONTRACTED SERVICES</b>							
6488	STREET MAINTENANCE CONTRACT	326,247	475,709	494,500	1,327,500	500,000	
<b>TOTAL CONTRACTED SERVICES</b>		<b>326,247</b>	<b>475,709</b>	<b>494,500</b>	<b>1,327,500</b>	<b>500,000</b>	
<b>Total OTHER SERVICES &amp; CHARGES</b>		<b>389,091</b>	<b>545,475</b>	<b>557,652</b>	<b>1,406,650</b>	<b>587,445</b>	
<b>CAPITAL OUTLAY</b>							
<b>CAPITAL OUTLAY</b>							
6540	HEAVY MACHINERY	40,016	-	-	49,000	241,100	
6580	OTHER EQUIPMENT	-	-	22,371	15,000	-	
<b>TOTAL CAPITAL OUTLAY</b>		<b>40,016</b>	<b>-</b>	<b>22,371</b>	<b>64,000</b>	<b>241,100</b>	
<b>Total CAPITAL OUTLAY</b>		<b>40,016</b>	<b>-</b>	<b>22,371</b>	<b>64,000</b>	<b>241,100</b>	
<b>TOTAL EXPENDITURES &amp; OTHER FINANCING</b>		<b>984,154</b>	<b>1,095,141</b>	<b>1,095,497</b>	<b>2,036,892</b>	<b>1,455,761</b>	

City of Ramsey 2014 Requested General Fund Budget

GENERAL FUND 101 - GENERAL GOVERNMENT  
LINE ITEM DETAIL BY COST CENTER OR SUB-FUNCTION

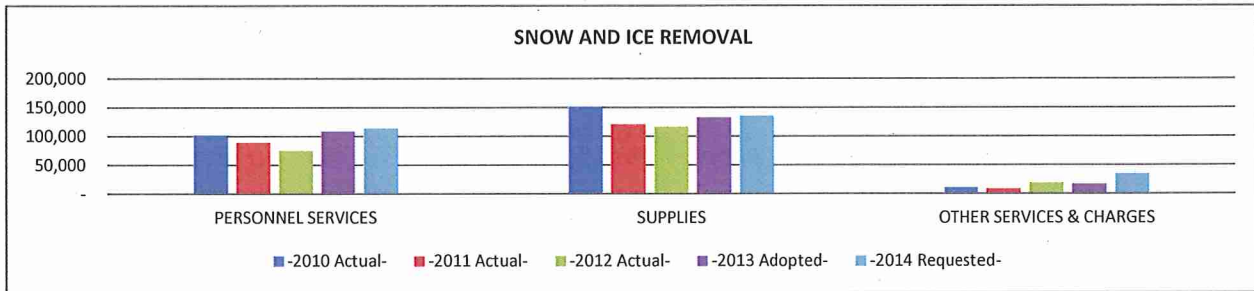
<b>STREET MAINTENANCE</b>						<b>311</b>
	<b>2010 Actual</b>	<b>2011 Actual</b>	<b>2012 Actual</b>	<b>2013 Adopted</b>	<b>2014 Requested</b>	
	<b>2010 Actual</b>	<b>2011 Actual</b>	<b>2012 Actual</b>	<b>2013 Adopted</b>	<b>2014 Requested</b>	
<b>PERSONNEL COMPLEMENT</b>						
Public Works Superintendent	1.00	1.00	1.00	1.00	1.00	1.00
Heavy Equipment Operator	1.00	1.00	1.00	1.00	1.00	1.00
Mechanic	1.00	1.00	1.00	1.00	1.00	1.00
PW Maintenance Worker	4.00	4.00	4.00	4.00	4.00	4.00
Temporary - Streets	-	-	-	-	-	-
Streets Total	7.00	7.00	7.00	7.00	7.00	7.00
<b>6315 Miscellaneous Professional Services</b>						
Work Program - County jail workers	5,044	4,000	3,363	4,000	4,000	4,000
Engineering services, janitorial services.	3,563	5,278	6,495	5,500	6,000	6,000
	8,607	9,278	9,858	9,500	10,000	10,000
<b>6488/6489 Other Contracted Services</b>						
Street Maintenance Program	-	400,000	400,000	-	-	-
Long term road reconstruction	-	-	-	1,327,500	500,000	500,000
Increase Asphalt Costs	-	30,000	30,000	-	-	-
Sealcoating Costs previously assessed (86/14 - 2012)	-	45,709	64,500	-	-	-
	326,247	475,709	494,500	1,327,500	500,000	500,000
<b>6540 - Heavy Machinery</b>						
F350 truck with plow	-	-	-	49,000	186,900	186,900
Tractor with mower	-	-	-	-	54,200	54,200
	40,016	-	-	49,000	241,100	241,100
<b>6580 - Other Equipment</b>						
Felling Trailer (less \$4,000 trade-in)	-	-	22,371	-	-	-
AUL system for tracking	-	-	-	15,000	-	-
	-	-	22,371	15,000	-	-

City of Ramsey 2014 Requested General Fund Budget

GENERAL FUND 101 - GENERAL GOVERNMENT  
 LINE ITEM DETAIL BY COST CENTER OR SUB-FUNCTION

**SNOW AND ICE REMOVAL** 312

EXPENDITURE BY OBJECT SUMMARY	-2010 Actual-	-2011 Actual-	-2012 Actual-	-2013 Adopted-	-2014 Requested-
PERSONNEL SERVICES	102,325	89,584	74,659	108,828	113,702
SUPPLIES	151,592	121,174	116,866	133,000	135,370
OTHER SERVICES & CHARGES	10,828	8,608	18,192	17,000	35,000
<b>TOTAL EXPENDITURE BY OBJECT</b>	<b>264,745</b>	<b>219,366</b>	<b>209,717</b>	<b>258,828</b>	<b>284,072</b>



City of Ramsey 2014 Requested General Fund Budget

GENERAL FUND 101 - GENERAL GOVERNMENT  
 LINE ITEM DETAIL BY COST CENTER OR SUB-FUNCTION

**SNOW AND ICE REMOVAL** 312

EXPENDITURE BY OBJECT RECAP ALL SUB-FUNCTIONS		-2010 Actual-	-2011 Actual-	-2012 Actual-	-2013 Adopted-	-2014 Requested-
<b>PERSONNEL SERVICES</b>						
<b>WAGES AND SALARIES</b>						
6102	F.T. REGULAR-WAGES & SALARIES	60,726	53,576	49,990	68,456	72,407
6103	FULL TIME-REGULAR-OVERTIME	22,346	15,327	9,980	16,000	13,000
6104	PART TIME-WAGES & SALARIES	-	94	-	-	-
6105	TEMPORARY-WAGES & SALARIES	1,881	2,343	1,905	5,000	8,000
<b>TOTAL WAGES AND SALARIES</b>		<b>84,953</b>	<b>71,340</b>	<b>61,875</b>	<b>89,456</b>	<b>93,407</b>
<b>EMPLOYER CONTRIBUTIONS</b>						
6121	PERA CONTRIBUTIONS	6,016	5,777	4,304	6,121	6,192
6122	FICA/MEDICARE CONTRIBUTIONS	6,530	6,079	4,558	8,276	7,145
6133	WORKERS COMP INSURANCE PREMIUM	4,826	6,388	3,922	4,975	6,958
<b>TOTAL EMPLOYER CONTRIBUTIONS</b>		<b>17,372</b>	<b>18,244</b>	<b>12,784</b>	<b>19,372</b>	<b>20,295</b>
<b>Total PERSONNEL SERVICES</b>		<b>102,325</b>	<b>89,584</b>	<b>74,659</b>	<b>108,828</b>	<b>113,702</b>
<b>SUPPLIES</b>						
<b>OPERATING SUPPLIES</b>						
6223	GASOLINE	988	3,218	-	2,500	3,000
6225	DIESEL FUEL	17,042	16,740	17,175	19,000	19,525
6229	SHOP MATERIALS	5	391	105	500	500
<b>TOTAL OPERATING SUPPLIES</b>		<b>18,035</b>	<b>20,349</b>	<b>17,280</b>	<b>22,000</b>	<b>23,025</b>
<b>REPAIR AND MAINTENANCE SUPPLIES</b>						
6257	OTHER VEHICLE PARTS	20,220	24,366	19,537	22,000	24,075
6261	SAND & GRAVEL	1,960	2,000	1,989	2,000	1,865
6263	SALT	109,785	71,413	77,693	84,000	82,905
6267	OTHER STREET MAINTENANCE SUPPL	1,592	3,046	367	3,000	3,500
<b>TOTAL REPAIR AND MAINTENANCE SUPPLIES</b>		<b>133,557</b>	<b>100,825</b>	<b>99,586</b>	<b>111,000</b>	<b>112,345</b>
<b>Total SUPPLIES</b>		<b>151,592</b>	<b>121,174</b>	<b>116,866</b>	<b>133,000</b>	<b>135,370</b>
<b>OTHER SERVICES &amp; CHARGES</b>						
<b>PROFESSIONAL SERVICES</b>						
6315	MISCELLANEOUS PROFESSIONAL SER	-	-	3,370	-	-
<b>TOTAL PROFESSIONAL SERVICES</b>		<b>-</b>	<b>-</b>	<b>3,370</b>	<b>-</b>	<b>-</b>
<b>INSURANCE</b>						
6361	GENERAL LIABILITY/PROPERTY INS	6,398	6,200	7,176	7,000	8,000
<b>TOTAL INSURANCE</b>		<b>6,398</b>	<b>6,200</b>	<b>7,176</b>	<b>7,000</b>	<b>8,000</b>
<b>REPAIRS AND MAINTENANCE - LABOR</b>						
6388	OTHER VEHICLE REPAIR	1,755	2,221	7,646	5,000	7,000
<b>TOTAL REPAIRS AND MAINTENANCE - LABOR</b>		<b>1,755</b>	<b>2,221</b>	<b>7,646</b>	<b>5,000</b>	<b>7,000</b>
<b>CONTRACTED SERVICES</b>						
6489	OTHER CONTRACTED SERVICES	2,675	187	-	5,000	20,000
<b>TOTAL CONTRACTED SERVICES</b>		<b>2,675</b>	<b>187</b>	<b>-</b>	<b>5,000</b>	<b>20,000</b>
<b>Total OTHER SERVICES &amp; CHARGES</b>		<b>10,828</b>	<b>8,608</b>	<b>18,192</b>	<b>17,000</b>	<b>35,000</b>
<b>TOTAL EXPENDITURES &amp; OTHER FINANCING</b>		<b>264,745</b>	<b>219,366</b>	<b>209,717</b>	<b>258,828</b>	<b>284,072</b>

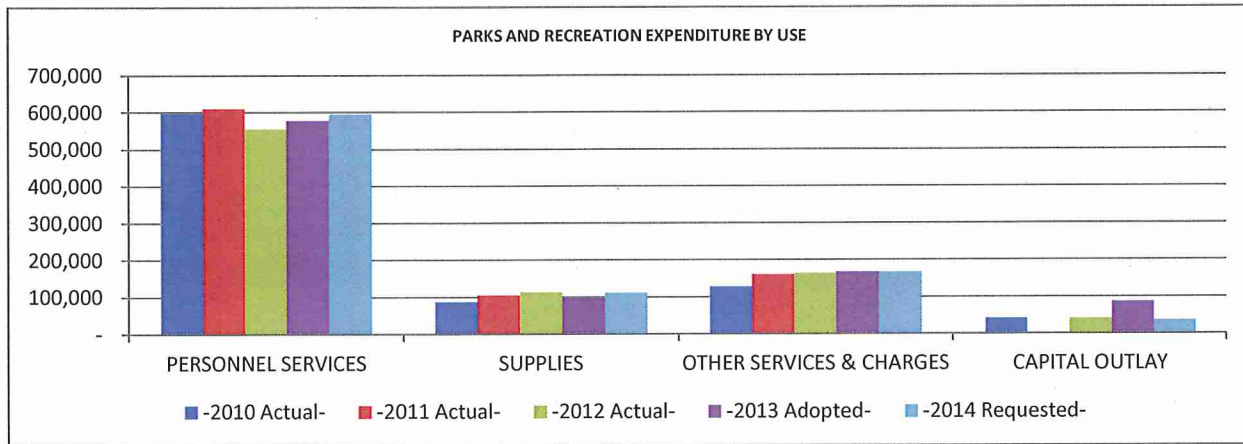
City of Ramsey 2014 Requested General Fund Budget

GENERAL FUND 101 - GENERAL GOVERNMENT

**PARKS AND RECREATION** 452-461

2010 Actual      2011 Actual      2012 Actual      2013 Adopted      2014 Requested

EXPENDITURE BY OBJECT SUMMARY	-2010 Actual-	-2011 Actual-	-2012 Actual-	-2013 Adopted-	-2014 Requested-
PERSONNEL SERVICES	598,321	610,671	555,922	578,121	595,103
SUPPLIES	87,685	104,914	113,185	98,600	111,475
OTHER SERVICES & CHARGES	127,686	160,321	164,377	167,345	166,725
CAPITAL OUTLAY	40,871	-	40,421	86,000	36,000
<b>TOTAL EXPENDITURE BY OBJECT</b>	<b>854,563</b>	<b>875,906</b>	<b>873,905</b>	<b>930,066</b>	<b>909,303</b>



City of Ramsey 2014 Requested General Fund Budget

GENERAL FUND 101 - GENERAL GOVERNMENT

**PARKS AND RECREATION** 452-461

2010 Actual 2011 Actual 2012 Actual 2013 Adopted 2014 Requested

LINE ITEM DETAIL BY COST CENTER OR SUB-FUNCTION

EXPENDITURE BY OBJECT RECAP ALL SUB-FUNCTIONS	-2010 Actual-	-2011 Actual-	-2012 Actual-	-2013 Adopted-	-2014 Requested-
<b>PERSONNEL SERVICES</b>					
<b>WAGES AND SALARIES</b>					
6102 F.T. REGULAR-WAGES & SALARIES	411,647	400,535	355,234	369,761	377,088
6103 FULL TIME-REGULAR-OVERTIME	1,023	321	1,310	1,000	1,000
6105 TEMPORARY-WAGES & SALARIES	57,344	70,980	69,924	71,000	82,440
6106 OVERTIME-TEMPORARY	-	-	354	-	-
<b>TOTAL WAGES AND SALARIES</b>	<b>470,014</b>	<b>471,836</b>	<b>426,822</b>	<b>441,761</b>	<b>460,528</b>
<b>EMPLOYER CONTRIBUTIONS</b>					
6121 PERA CONTRIBUTIONS	28,862	28,969	26,806	26,880	27,411
6122 FICA/MEDICARE CONTRIBUTIONS	34,714	35,066	32,528	33,793	35,230
6131 GROUP INSURANCE	53,652	58,006	58,730	59,724	56,090
6133 WORKERS COMP INSURANCE PREMIUM	11,079	16,794	11,036	15,963	15,844
<b>TOTAL EMPLOYER CONTRIBUTIONS</b>	<b>128,307</b>	<b>138,835</b>	<b>129,100</b>	<b>136,360</b>	<b>134,575</b>
<b>Total PERSONNEL SERVICES</b>	<b>598,321</b>	<b>610,671</b>	<b>555,922</b>	<b>578,121</b>	<b>595,103</b>
<b>SUPPLIES</b>					
<b>OFFICE SUPPLIES</b>					
6208 MISCELLANEOUS OFFICE SUPPLIES	446	382	306	600	575
<b>TOTAL OFFICE SUPPLIES</b>	<b>446</b>	<b>382</b>	<b>306</b>	<b>600</b>	<b>575</b>
<b>OPERATING SUPPLIES</b>					
6223 GASOLINE	16,012	18,700	18,190	20,000	20,000
6225 DIESEL FUEL	2,910	4,788	6,107	8,000	7,000
6229 SHOP MATERIALS	1,041	3,823	1,671	2,500	2,430
6231 UNIFORMS & TURN-OUT GEAR	1,826	2,005	1,333	2,000	2,600
6249 MISCELLANEOUS OPERATING SUPPLY	21,096	24,073	30,117	20,250	33,250
<b>TOTAL OPERATING SUPPLIES</b>	<b>42,885</b>	<b>53,389</b>	<b>57,418</b>	<b>52,750</b>	<b>65,280</b>
<b>REPAIR AND MAINTENANCE SUPPLIES</b>					
6257 OTHER VEHICLE PARTS	11,069	16,352	15,656	14,000	13,100
6265 ASPHALT	17,786	15,000	20,402	15,000	18,600
6269 LANDSCAPE MATERIALS	11,558	16,593	13,037	12,500	11,570
<b>TOTAL REPAIR AND MAINTENANCE SUPPLIES</b>	<b>40,413</b>	<b>47,945</b>	<b>49,095</b>	<b>41,500</b>	<b>43,270</b>
<b>SMALL TOOLS AND MINOR EQUIPMENT</b>					
6281 SMALL TOOLS & MINOR EQUIPMENT	3,941	3,198	6,366	3,750	2,350
<b>TOTAL SMALL TOOLS AND MINOR EQUIPMENT</b>	<b>3,941</b>	<b>3,198</b>	<b>6,366</b>	<b>3,750</b>	<b>2,350</b>
<b>Total SUPPLIES</b>	<b>87,685</b>	<b>104,914</b>	<b>113,185</b>	<b>98,600</b>	<b>111,475</b>
<b>OTHER SERVICES &amp; CHARGES</b>					
<b>PROFESSIONAL SERVICES</b>					
6315 MISCELLANEOUS PROFESSIONAL SER	13,430	28,646	58,058	39,700	24,700
<b>TOTAL PROFESSIONAL SERVICES</b>	<b>13,430</b>	<b>28,646</b>	<b>58,058</b>	<b>39,700</b>	<b>24,700</b>
<b>COMMUNICATION</b>					
6321 TELEPHONE	890	874	890	1,300	1,300
6322 POSTAGE	113	103	631	370	350
6323 CELLULAR PHONES	3,240	3,167	2,731	3,500	3,500
<b>TOTAL COMMUNICATION</b>	<b>4,243</b>	<b>4,144</b>	<b>4,252</b>	<b>5,170</b>	<b>5,150</b>
<b>EMPLOYEE REIMBURSEMENTS</b>					
6331 TRAVEL & LODGING	32	16	-	250	250
6334 MILEAGE REIMBURSEMENT	-	-	-	50	50
6335 TRAINING	2,022	1,524	1,680	3,000	3,000
<b>TOTAL EMPLOYEE REIMBURSEMENTS</b>	<b>2,054</b>	<b>1,540</b>	<b>1,680</b>	<b>3,300</b>	<b>3,300</b>
<b>ADVERTISING AND PUBLISHING</b>					
6352 GENERAL NOTICE & PUBLIC INFOR	-	-	-	200	200
<b>TOTAL ADVERTISING AND PUBLISHING</b>	<b>-</b>	<b>-</b>	<b>-</b>	<b>200</b>	<b>200</b>

City of Ramsey 2014 Requested General Fund Budget

GENERAL FUND 101 - GENERAL GOVERNMENT

		PARKS AND RECREATION 452-461				
		2010 Actual	2011 Actual	2012 Actual	2013 Adopted	2014 Requested
<b>INSURANCE</b>						
6361	GENERAL LIABILITY/PROPERTY INS	7,230	9,700	8,615	8,200	9,800
<b>TOTAL INSURANCE</b>		<b>7,230</b>	<b>9,700</b>	<b>8,615</b>	<b>8,200</b>	<b>9,800</b>
<b>UTILITIES</b>						
6371	ELECTRIC UTILITIES	20,405	16,656	25,419	18,000	19,000
6372	WATER/IRRIGATION	33,068	50,000	22,097	40,000	25,000
6373	GAS	2,752	3,500	2,113	3,500	4,500
6374	REFUSE/RECYCLING	1,987	2,055	2,350	2,000	2,000
<b>TOTAL UTILITIES</b>		<b>58,212</b>	<b>72,211</b>	<b>51,979</b>	<b>63,500</b>	<b>50,500</b>
<b>REPAIRS AND MAINTENANCE - LABOR</b>						
6381	BUILDING & STRUCTURE REPAIR	6,876	5,093	2,750	6,000	6,000
6382	MACHINERY & EQUIPMENT REPAIR	3,560	630	2,053	1,000	1,000
6388	OTHER VEHICLE REPAIR	3,025	3,247	872	2,000	3,000
<b>TOTAL REPAIRS AND MAINTENANCE - LABOR</b>		<b>13,461</b>	<b>8,970</b>	<b>5,675</b>	<b>9,000</b>	<b>10,000</b>
<b>RENTALS</b>						
6415	OTHER EQUIPMENT RENTAL	6,703	8,622	8,643	9,000	8,400
6416	MACHINERY RENTAL	444	-	-	1,000	1,000
6417	UNIFORM RENTAL	1,479	591	1,006	2,800	3,130
<b>TOTAL RENTALS</b>		<b>8,626</b>	<b>9,213</b>	<b>9,649</b>	<b>12,800</b>	<b>12,530</b>
<b>DUES, SUBSCRIPTIONS, AND REGISTRATION FEES</b>						
6451	MEMBERSHIP DUES	402	409	514	475	685
<b>TOTAL DUES, SUBSCRIPTIONS, AND REGISTRATION FEES</b>		<b>402</b>	<b>409</b>	<b>514</b>	<b>475</b>	<b>685</b>
<b>CONTRACTED SERVICES</b>						
6489	OTHER CONTRACTED SERVICES	20,028	25,488	23,955	25,000	49,860
<b>TOTAL CONTRACTED SERVICES</b>		<b>20,028</b>	<b>25,488</b>	<b>23,955</b>	<b>25,000</b>	<b>49,860</b>
<b>Total OTHER SERVICES &amp; CHARGES</b>		<b>127,686</b>	<b>160,321</b>	<b>164,377</b>	<b>167,345</b>	<b>166,725</b>
<b>CAPITAL OUTLAY</b>						
<b>CAPITAL OUTLAY</b>						
6540	HEAVY MACHINERY	40,871	-	-	86,000	36,000
6550	MOTOR VEHICLES	-	-	40,421	-	-
<b>TOTAL CAPITAL OUTLAY</b>		<b>40,871</b>	<b>-</b>	<b>40,421</b>	<b>86,000</b>	<b>36,000</b>
<b>Total CAPITAL OUTLAY</b>		<b>40,871</b>	<b>-</b>	<b>40,421</b>	<b>86,000</b>	<b>36,000</b>
<b>TOTAL EXPENDITURES &amp; OTHER FINANCING</b>		<b>854,563</b>	<b>875,906</b>	<b>873,905</b>	<b>930,066</b>	<b>909,303</b>

**THIS PAGE INTENTIONALLY LEFT BLANK**

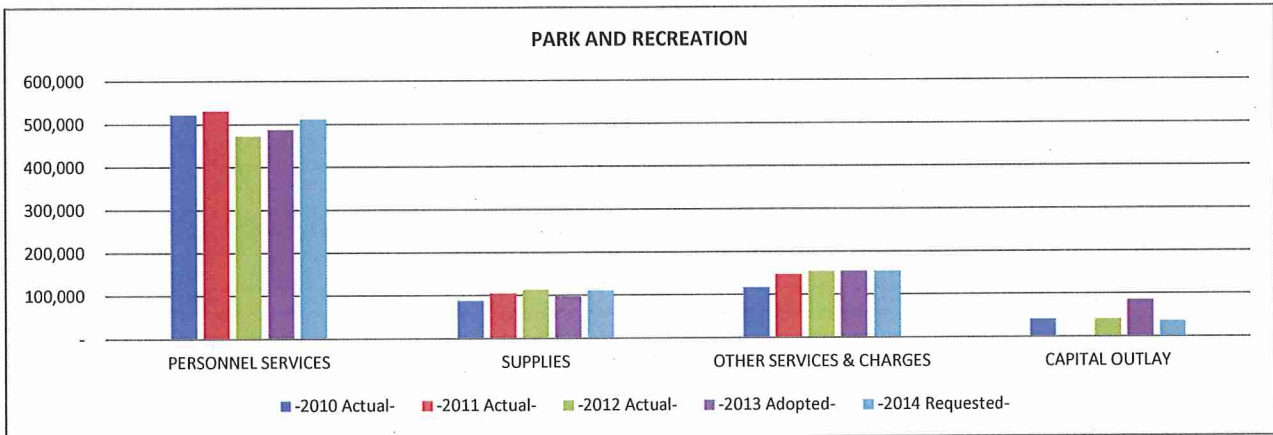
City of Ramsey 2014 Requested General Fund Budget

GENERAL FUND 101 - GENERAL GOVERNMENT  
 LINE ITEM DETAIL BY COST CENTER OR SUB-FUNCTION

**PARK AND RECREATION** 452

2010 Actual 2011 Actual 2012 Actual 2013 Adopted 2014 Requested

EXPENDITURE BY OBJECT SUMMARY	-2010 Actual-	-2011 Actual-	-2012 Actual-	-2013 Adopted-	-2014 Requested-
PERSONNEL SERVICES	522,732	531,154	472,586	487,364	512,153
SUPPLIES	87,685	104,903	113,185	97,900	110,775
OTHER SERVICES & CHARGES	116,465	147,372	153,866	154,375	153,700
CAPITAL OUTLAY	40,871	-	40,421	86,000	36,000
<b>TOTAL EXPENDITURE BY OBJECT</b>	<b>767,753</b>	<b>783,429</b>	<b>780,058</b>	<b>825,639</b>	<b>812,628</b>



City of Ramsey 2014 Requested General Fund Budget

GENERAL FUND 101 - GENERAL GOVERNMENT  
 LINE ITEM DETAIL BY COST CENTER OR SUB-FUNCTION

**PARK AND RECREATION 452**

2010 Actual 2011 Actual 2012 Actual 2013 Adopted 2014 Requested

EXPENDITURE BY OBJECT RECAP ALL SUB-FUNCTIONS	-2010 Actual-	-2011 Actual-	-2012 Actual-	-2013 Adopted-	-2014 Requested-
<b>PERSONNEL SERVICES</b>					
<b>WAGES AND SALARIES</b>					
6102 F.T. REGULAR-WAGES & SALARIES	355,171	341,648	295,283	304,699	313,005
6103 FULL TIME-REGULAR-OVERTIME	514	321	1,310	1,000	1,000
6105 TEMPORARY-WAGES & SALARIES	57,344	70,980	69,924	71,000	82,440
6106 OVERTIME-TEMPORARY	-	-	354	-	-
<b>TOTAL WAGES AND SALARIES</b>	<b>413,029</b>	<b>412,949</b>	<b>366,871</b>	<b>376,699</b>	<b>396,445</b>
<b>EMPLOYER CONTRIBUTIONS</b>					
6121 PERA CONTRIBUTIONS	24,891	24,701	22,310	22,163	22,765
6122 FICA/MEDICARE CONTRIBUTIONS	31,292	31,556	28,779	28,816	30,328
6131 GROUP INSURANCE	42,679	45,510	43,869	44,100	47,143
6133 WORKERS COMP INSURANCE PREMIUM	10,841	16,438	10,757	15,586	15,472
<b>TOTAL EMPLOYER CONTRIBUTIONS</b>	<b>109,703</b>	<b>118,205</b>	<b>105,715</b>	<b>110,665</b>	<b>115,708</b>
<b>Total PERSONNEL SERVICES</b>	<b>522,732</b>	<b>531,154</b>	<b>472,586</b>	<b>487,364</b>	<b>512,153</b>
<b>SUPPLIES</b>					
<b>OFFICE SUPPLIES</b>					
6208 MISCELLANEOUS OFFICE SUPPLIES	446	382	306	500	475
<b>TOTAL OFFICE SUPPLIES</b>	<b>446</b>	<b>382</b>	<b>306</b>	<b>500</b>	<b>475</b>
<b>OPERATING SUPPLIES</b>					
6223 GASOLINE	16,012	18,700	18,190	20,000	20,000
6225 DIESEL FUEL	2,910	4,788	6,107	8,000	7,000
6229 SHOP MATERIALS	1,041	3,823	1,671	2,500	2,430
6231 UNIFORMS & TURN-OUT GEAR	1,826	2,005	1,333	1,900	2,500
6249 MISCELLANEOUS OPERATING SUPPLY	21,096	24,062	30,117	20,000	33,000
<b>TOTAL OPERATING SUPPLIES</b>	<b>42,885</b>	<b>53,378</b>	<b>57,418</b>	<b>52,400</b>	<b>64,930</b>
<b>REPAIR AND MAINTENANCE SUPPLIES</b>					
6257 OTHER VEHICLE PARTS	11,069	16,352	15,656	14,000	13,100
6265 ASPHALT	17,786	15,000	20,402	15,000	18,600
6269 LANDSCAPE MATERIALS	11,558	16,593	13,037	12,500	11,570
<b>TOTAL REPAIR AND MAINTENANCE SUPPLIES</b>	<b>40,413</b>	<b>47,945</b>	<b>49,095</b>	<b>41,500</b>	<b>43,270</b>
<b>SMALL TOOLS AND MINOR EQUIPMENT</b>					
6281 SMALL TOOLS & MINOR EQUIPMENT	3,941	3,198	6,366	3,500	2,100
<b>TOTAL SMALL TOOLS AND MINOR EQUIPMENT</b>	<b>3,941</b>	<b>3,198</b>	<b>6,366</b>	<b>3,500</b>	<b>2,100</b>
<b>Total SUPPLIES</b>	<b>87,685</b>	<b>104,903</b>	<b>113,185</b>	<b>97,900</b>	<b>110,775</b>
<b>OTHER SERVICES &amp; CHARGES</b>					
<b>PROFESSIONAL SERVICES</b>					
6315 MISCELLANEOUS PROFESSIONAL SER	13,430	28,491	58,013	39,000	24,000
<b>TOTAL PROFESSIONAL SERVICES</b>	<b>13,430</b>	<b>28,491</b>	<b>58,013</b>	<b>39,000</b>	<b>24,000</b>
<b>COMMUNICATION</b>					
6321 TELEPHONE	792	784	784	1,050	1,050
6322 POSTAGE	76	94	620	250	250
6323 CELLULAR PHONES	3,240	3,167	2,731	3,500	3,500
<b>TOTAL COMMUNICATION</b>	<b>4,108</b>	<b>4,045</b>	<b>4,135</b>	<b>4,800</b>	<b>4,800</b>
<b>EMPLOYEE REIMBURSEMENTS</b>					
6335 TRAINING	1,732	1,359	1,505	2,500	2,500
<b>TOTAL EMPLOYEE REIMBURSEMENTS</b>	<b>1,732</b>	<b>1,359</b>	<b>1,505</b>	<b>2,500</b>	<b>2,500</b>
<b>INSURANCE</b>					
6361 GENERAL LIABILITY/PROPERTY INS	6,707	9,000	7,915	7,500	9,000
<b>TOTAL INSURANCE</b>	<b>6,707</b>	<b>9,000</b>	<b>7,915</b>	<b>7,500</b>	<b>9,000</b>
<b>UTILITIES</b>					
6371 ELECTRIC UTILITIES	20,405	16,656	25,419	18,000	19,000
6372 WATER/IRRIGATION	33,068	50,000	22,097	40,000	25,000
6373 GAS	2,752	3,500	2,113	3,500	4,500
6374 REFUSE/RECYCLING	1,987	2,055	2,350	2,000	2,000
<b>TOTAL UTILITIES</b>	<b>58,212</b>	<b>72,211</b>	<b>51,979</b>	<b>63,500</b>	<b>50,500</b>

City of Ramsey 2014 Requested General Fund Budget

GENERAL FUND 101 - GENERAL GOVERNMENT  
LINE ITEM DETAIL BY COST CENTER OR SUB-FUNCTION

		<b>PARK AND RECREATION</b>				
		<b>452</b>				
		2010 Actual	2011 Actual	2012 Actual	2013 Adopted	2014 Requested
<b>REPAIRS AND MAINTENANCE - LABOR</b>						
6381	BUILDING & STRUCTURE REPAIR	6,876	5,093	2,750	6,000	6,000
6382	MACHINERY & EQUIPMENT REPAIR	3,560	630	2,053	1,000	1,000
6388	OTHER VEHICLE REPAIR	3,025	3,247	872	2,000	3,000
<b>TOTAL REPAIRS AND MAINTENANCE - LABOR</b>		<b>13,461</b>	<b>8,970</b>	<b>5,675</b>	<b>9,000</b>	<b>10,000</b>
<b>RENTALS</b>						
6415	OTHER EQUIPMENT RENTAL	6,703	8,622	8,643	9,000	8,400
6416	MACHINERY RENTAL	444	-	-	1,000	1,000
6417	UNIFORM RENTAL	1,479	591	1,006	2,800	3,130
<b>TOTAL RENTALS</b>		<b>8,626</b>	<b>9,213</b>	<b>9,649</b>	<b>12,800</b>	<b>12,530</b>
<b>DUES, SUBSCRIPTIONS, AND REGISTRATION FEES</b>						
6451	MEMBERSHIP DUES	242	249	249	275	285
<b>TOTAL DUES, SUBSCRIPTIONS, AND REGISTRATION FEES</b>		<b>242</b>	<b>249</b>	<b>249</b>	<b>275</b>	<b>285</b>
<b>CONTRACTED SERVICES</b>						
6489	OTHER CONTRACTED SERVICES	9,947	13,834	14,746	15,000	40,085
<b>TOTAL CONTRACTED SERVICES</b>		<b>9,947</b>	<b>13,834</b>	<b>14,746</b>	<b>15,000</b>	<b>40,085</b>
<b>Total OTHER SERVICES &amp; CHARGES</b>		<b>116,465</b>	<b>147,372</b>	<b>153,866</b>	<b>154,375</b>	<b>153,700</b>
<b>CAPITAL OUTLAY</b>						
<b>CAPITAL OUTLAY</b>						
6540	HEAVY MACHINERY	40,871	-	-	86,000	36,000
6550	MOTOR VEHICLES	-	-	40,421	-	-
<b>TOTAL CAPITAL OUTLAY</b>		<b>40,871</b>	<b>-</b>	<b>40,421</b>	<b>86,000</b>	<b>36,000</b>
<b>Total CAPITAL OUTLAY</b>		<b>40,871</b>	<b>-</b>	<b>40,421</b>	<b>86,000</b>	<b>36,000</b>
<b>TOTAL EXPENDITURES &amp; OTHER FINANCING</b>		<b>767,753</b>	<b>783,429</b>	<b>780,058</b>	<b>825,639</b>	<b>812,628</b>

		2010 Actual	2011 Actual	2012 Actual	2013 Adopted	2014 Requested
<b>PERSONNEL COMPLEMENT</b>						
Park Maintenance Worker		5.00	5.00	4.00	4.00	5.00
Utilities Maintenance Worker		2.00	2.00	2.00	2.00	2.00
Utilities Supervisor		2.00	2.00	2.00	1.00	1.00
Park Supervisor/Assistant PW Superintendent		-	-	-	1.00	1.00
Temporary - Parks		1.47	2.47	2.47	2.47	2.47
Parks Intern		-	-	-	-	0.50
<b>Parks/Utilities Total</b>		<b>10.47</b>	<b>11.47</b>	<b>10.47</b>	<b>10.47</b>	<b>11.97</b>
<b>6315 Miscellaneous Professional Services</b>						
The Draw Park maintenance contract		-	-	2,440	20,000	-
Work Program - County jail workers		10,081	10,088	10,594	11,000	12,000
Other Misc		3,349	18,403	44,979	8,000	12,000
		<b>13,430</b>	<b>28,491</b>	<b>58,013</b>	<b>39,000</b>	<b>24,000</b>
<b>6489 Other Contracted Services</b>						
Contracted Maintenance		-	-	-	-	40,085
		-	-	-	-	40,085
<b>6540 Heavy Machinery</b>						
Toro Mower		-	-	-	86,000	36,000
		<b>40,871</b>	<b>-</b>	<b>-</b>	<b>86,000</b>	<b>36,000</b>
<b>6550 Motor Vehicles</b>						
2012 1-Ton Truck w/dump (less \$3000 trade-in)		-	-	40,421	-	-
		-	-	40,421	-	-

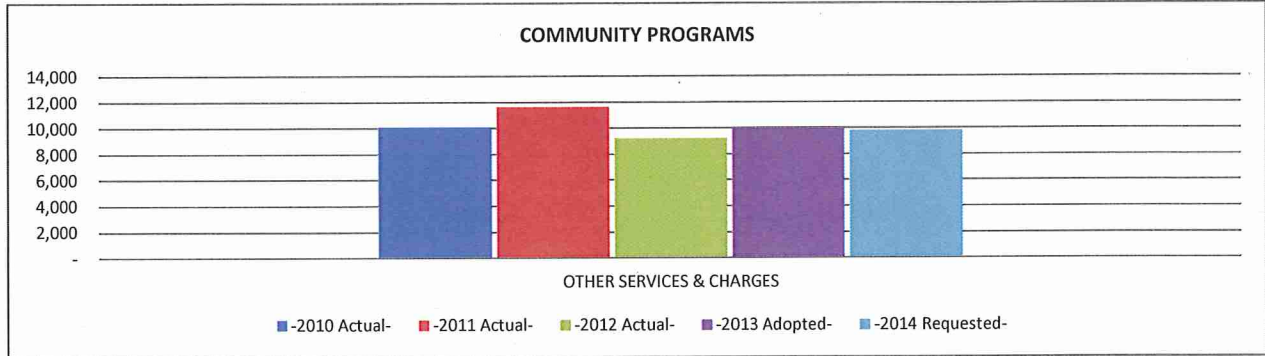
**THIS PAGE INTENTIONALLY LEFT BLANK**

City of Ramsey 2014 Requested General Fund Budget

GENERAL FUND 101 - GENERAL GOVERNMENT  
LINE ITEM DETAIL BY COST CENTER OR SUB-FUNCTION

**COMMUNITY PROGRAMS** 455

EXPENDITURE BY OBJECT SUMMARY	-2010 Actual-	-2011 Actual-	-2012 Actual-	-2013 Adopted-	-2014 Requested-
OTHER SERVICES & CHARGES	10,081	11,654	9,209	10,000	9,775
<b>TOTAL EXPENDITURE BY OBJECT</b>	<b>10,081</b>	<b>11,654</b>	<b>9,209</b>	<b>10,000</b>	<b>9,775</b>



EXPENDITURE BY OBJECT RECAP ALL SUB-FUNCTIONS	-2010 Actual-	-2011 Actual-	-2012 Actual-	-2013 Adopted-	-2014 Requested-
<b>OTHER SERVICES &amp; CHARGES</b>					
CONTRACTED SERVICES					
6489 OTHER CONTRACTED SERVICES	10,081	11,654	9,209	10,000	9,775
TOTAL CONTRACTED SERVICES	10,081	11,654	9,209	10,000	9,775
<b>Total OTHER SERVICES &amp; CHARGES</b>	<b>10,081</b>	<b>11,654</b>	<b>9,209</b>	<b>10,000</b>	<b>9,775</b>
<b>TOTAL EXPENDITURES &amp; OTHER FINANCING</b>	<b>10,081</b>	<b>11,654</b>	<b>9,209</b>	<b>10,000</b>	<b>9,775</b>

	2010 Actual	2011 Actual	2012 Actual	2013 Adopted	2014 Requested
<b>6489 Other Contracted Services</b>					
Alexandra House	7,000	7,000	5,000	5,000	5,000
Arbor Events/Environmental Expo	3,081	4,654	4,209	5,000	4,775
	10,081	11,654	9,209	10,000	9,775

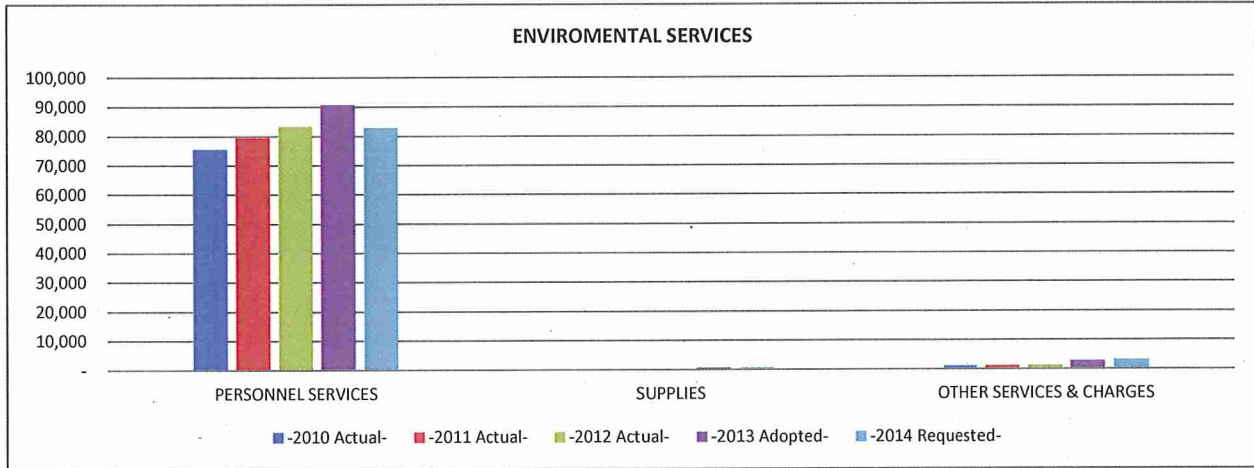
**THIS PAGE INTENTIONALLY LEFT BLANK**

City of Ramsey 2014 Requested General Fund Budget

GENERAL FUND 101 - GENERAL GOVERNMENT  
 LINE ITEM DETAIL BY COST CENTER OR SUB-FUNCTION

**ENVIROMENTAL SERVICES** 461

EXPENDITURE BY OBJECT SUMMARY	-2010 Actual-	-2011 Actual-	-2012 Actual-	-2013 Adopted-	-2014 Requested-
PERSONNEL SERVICES	75,589	79,517	83,336	90,757	82,950
SUPPLIES	-	11	-	700	700
OTHER SERVICES & CHARGES	1,140	1,295	1,302	2,970	3,250
<b>TOTAL EXPENDITURE BY OBJECT</b>	<b>76,729</b>	<b>80,823</b>	<b>84,638</b>	<b>94,427</b>	<b>86,900</b>



City of Ramsey 2014 Requested General Fund Budget

GENERAL FUND 101 - GENERAL GOVERNMENT  
LINE ITEM DETAIL BY COST CENTER OR SUB-FUNCTION

**ENVIRONMENTAL SERVICES 461**

EXPENDITURE BY OBJECT RECAP ALL SUB-FUNCTIONS	-2010 Actual-	-2011 Actual-	-2012 Actual-	-2013 Adopted-	-2014 Requested-
<b>PERSONNEL SERVICES</b>					
<b>WAGES AND SALARIES</b>					
6102 F.T. REGULAR-WAGES & SALARIES	56,476	58,887	59,951	65,062	64,083
6103 FULL TIME-REGULAR-OVERTIME	509	-	-	-	-
<b>TOTAL WAGES AND SALARIES</b>	<b>56,985</b>	<b>58,887</b>	<b>59,951</b>	<b>65,062</b>	<b>64,083</b>
<b>EMPLOYER CONTRIBUTIONS</b>					
6121 PERA CONTRIBUTIONS	3,971	4,268	4,496	4,717	4,646
6122 FICA/MEDICARE CONTRIBUTIONS	3,422	3,510	3,749	4,977	4,902
6131 GROUP INSURANCE	10,973	12,496	14,861	15,624	8,947
6133 WORKERS COMP INSURANCE PREMIUM	238	356	279	377	372
<b>TOTAL EMPLOYER CONTRIBUTIONS</b>	<b>18,604</b>	<b>20,630</b>	<b>23,385</b>	<b>25,695</b>	<b>18,867</b>
<b>Total PERSONNEL SERVICES</b>	<b>75,589</b>	<b>79,517</b>	<b>83,336</b>	<b>90,757</b>	<b>82,950</b>
<b>SUPPLIES</b>					
<b>OFFICE SUPPLIES</b>					
6208 MISCELLANEOUS OFFICE SUPPLIES	-	-	-	100	100
<b>TOTAL OFFICE SUPPLIES</b>	<b>-</b>	<b>-</b>	<b>-</b>	<b>100</b>	<b>100</b>
<b>OPERATING SUPPLIES</b>					
6231 UNIFORMS & TURN-OUT GEAR	-	-	-	100	100
6249 MISCELLANEOUS OPERATING SUPPLY	-	11	-	250	250
<b>TOTAL OPERATING SUPPLIES</b>	<b>-</b>	<b>11</b>	<b>-</b>	<b>350</b>	<b>350</b>
<b>SMALL TOOLS AND MINOR EQUIPMENT</b>					
6281 SMALL TOOLS & MINOR EQUIPMENT	-	-	-	250	250
<b>TOTAL SMALL TOOLS AND MINOR EQUIPMENT</b>	<b>-</b>	<b>-</b>	<b>-</b>	<b>250</b>	<b>250</b>
<b>Total SUPPLIES</b>	<b>-</b>	<b>11</b>	<b>-</b>	<b>700</b>	<b>700</b>
<b>OTHER SERVICES &amp; CHARGES</b>					
<b>PROFESSIONAL SERVICES</b>					
6315 MISCELLANEOUS PROFESSIONAL SER	-	155	45	700	700
<b>TOTAL PROFESSIONAL SERVICES</b>	<b>-</b>	<b>155</b>	<b>45</b>	<b>700</b>	<b>700</b>
<b>COMMUNICATION</b>					
6321 TELEPHONE	98	90	106	250	250
6322 POSTAGE	37	9	11	120	100
<b>TOTAL COMMUNICATION</b>	<b>135</b>	<b>99</b>	<b>117</b>	<b>370</b>	<b>350</b>
<b>EMPLOYEE REIMBURSEMENTS</b>					
6331 TRAVEL & LODGING	32	16	-	250	250
6334 MILEAGE REIMBURSEMENT	-	-	-	50	50
6335 TRAINING	290	165	175	500	500
<b>TOTAL EMPLOYEE REIMBURSEMENTS</b>	<b>322</b>	<b>181</b>	<b>175</b>	<b>800</b>	<b>800</b>
<b>ADVERTISING AND PUBLISHING</b>					
6352 GENERAL NOTICE & PUBLIC INFOR	-	-	-	200	200
<b>TOTAL ADVERTISING AND PUBLISHING</b>	<b>-</b>	<b>-</b>	<b>-</b>	<b>200</b>	<b>200</b>
<b>INSURANCE</b>					
6361 GENERAL LIABILITY/PROPERTY INS	523	700	700	700	800
<b>TOTAL INSURANCE</b>	<b>523</b>	<b>700</b>	<b>700</b>	<b>700</b>	<b>800</b>
<b>DUES, SUBSCRIPTIONS, AND REGISTRATION FEES</b>					
6451 MEMBERSHIP DUES	160	160	265	200	400
<b>TOTAL DUES, SUBSCRIPTIONS, AND REGISTRATION FEES</b>	<b>160</b>	<b>160</b>	<b>265</b>	<b>200</b>	<b>400</b>
<b>Total OTHER SERVICES &amp; CHARGES</b>	<b>1,140</b>	<b>1,295</b>	<b>1,302</b>	<b>2,970</b>	<b>3,250</b>
<b>TOTAL EXPENDITURES &amp; OTHER FINANCING</b>	<b>76,729</b>	<b>80,823</b>	<b>84,638</b>	<b>94,427</b>	<b>86,900</b>

	2010 Actual	2011 Actual	2012 Actual	2013 Adopted	2014 Requested
<b>PERSONNEL COMPLEMENT</b>					
Environmental Specialist/Zoning *	1.00	1.00	1.00	1.00	-
<b>Environmental Total</b>	<b>1.00</b>	<b>1.00</b>	<b>1.00</b>	<b>1.00</b>	<b>-</b>

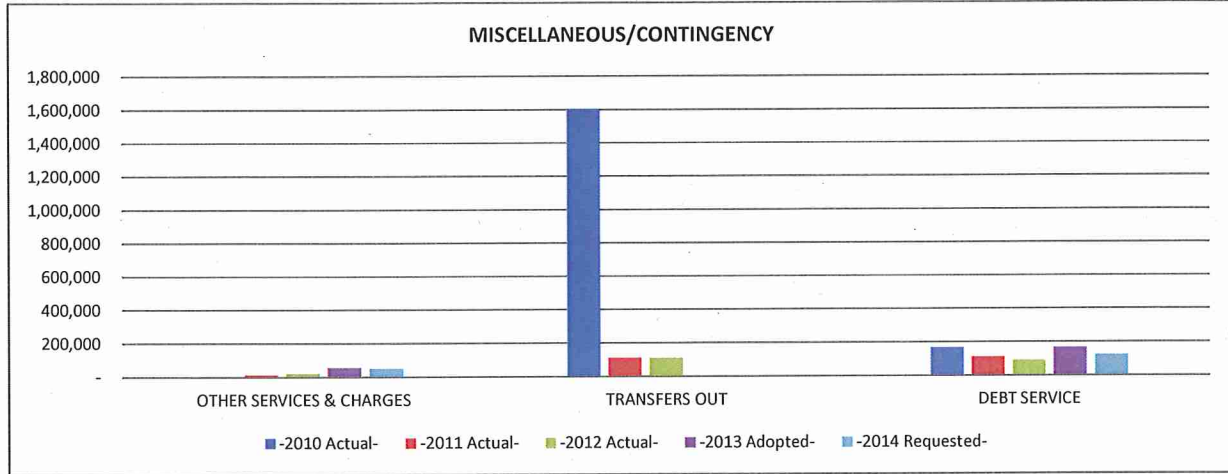
\*(See Community Development)

City of Ramsey 2014 Requested General Fund Budget

GENERAL FUND 101 - GENERAL GOVERNMENT  
 LINE ITEM DETAIL BY COST CENTER OR SUB-FUNCTION

MISCELLANEOUS/CONTINGENCY 892

EXPENDITURE BY OBJECT SUMMARY	-2010 Actual-	-2011 Actual-	-2012 Actual-	-2013 Adopted-	-2014 Requested-
OTHER SERVICES & CHARGES	-	10,898	18,955	56,313	50,000
TRANSFERS OUT	1,603,000	110,016	108,000	-	-
DEBT SERVICE	168,048	111,344	91,267	168,226	123,169
<b>TOTAL EXPENDITURE BY OBJECT</b>	<b>1,771,048</b>	<b>232,258</b>	<b>218,222</b>	<b>224,539</b>	<b>173,169</b>



City of Ramsey 2014 Requested General Fund Budget

GENERAL FUND 101 - GENERAL GOVERNMENT  
LINE ITEM DETAIL BY COST CENTER OR SUB-FUNCTION

MISCELLANEOUS/CONTINGENCY 892

EXPENDITURE BY OBJECT RECAP ALL SUB-FUNCTIONS	-2010 Actual-	-2011 Actual-	-2012 Actual-	-2013 Adopted-	-2014 Requested-
<b>OTHER SERVICES &amp; CHARGES</b>					
<b>PROFESSIONAL SERVICES</b>					
6315 MISCELLANEOUS PROFESSIONAL SER	-	10,898	18,955	56,313	50,000
TOTAL PROFESSIONAL SERVICES	-	10,898	18,955	56,313	50,000
<b>Total OTHER SERVICES &amp; CHARGES</b>	-	<b>10,898</b>	<b>18,955</b>	<b>56,313</b>	<b>50,000</b>
<b>TRANSFERS OUT</b>					
<b>OPERATING TRANSFERS</b>					
6820 OPERATING TRANSFERS TO OTHER F	1,603,000	110,016	108,000	-	-
TOTAL OPERATING TRANSFERS	1,603,000	110,016	108,000	-	-
<b>Total TRANSFERS OUT</b>	<b>1,603,000</b>	<b>110,016</b>	<b>108,000</b>	<b>-</b>	<b>-</b>
<b>DEBT SERVICE</b>					
<b>DEBT SERVICE</b>					
6603 OTHER L.T. OBLIGATION PRINCIPA	168,048	111,344	91,267	168,226	123,169
TOTAL DEBT SERVICE	168,048	111,344	91,267	168,226	123,169
<b>Total DEBT SERVICE</b>	<b>168,048</b>	<b>111,344</b>	<b>91,267</b>	<b>168,226</b>	<b>123,169</b>
<b>TOTAL EXPENDITURES &amp; OTHER FINANCING</b>	<b>1,771,048</b>	<b>232,258</b>	<b>218,222</b>	<b>224,539</b>	<b>173,169</b>

	2010 Actual	2011 Actual	2012 Actual	2013 Adopted	2014 Requested
<b>6603 Debt Service Payment</b>					
Principal - Park & Ride (PIR Fund)	10,400	10,400	10,400	-	-
Interest - Park & Ride (PIR Fund)	1,404	936	468	-	-
Muni Center Internal Loan (Water Fund)	48,488	18,760	61,853	-	-
Muni Center Internal Loan (Sewer Fund)	50,000	19,395	18,546	61,853	16,796
Bury Carlson Internal Loan (PIR Fund)	57,756	-	-	44,520	44,520
Municipal Center debt transfer interfund	-	61,853	-	61,853	61,853
	168,048	111,344	91,267	168,226	123,169

ITEM COST #	NEW/REPLACEMENT CAPITAL OUTLAY CNTR DESCRIPTION	ESTIMATED PURCHASE PRICE	USEFUL LIFE	TOTAL OF PURCH PRC	REPLACE ASSET #	NOTES	ORIGINAL PURCHASE PRICE	OTHER FUND AVAILABL 12/31/XX	Net 2014 FUNDING REQUIRED
<b>2014 CAPITAL OUTLAY</b>									
Elections #141									
6580	141 Election Equipment	5,850.00	10	5,850.00					5,850.00
Data Processing #192									
6580	192 Phone System	105,000.00	15	105,000.00		Replace old phone-Intertell Axxess			105,000.00
6585	192 CMS Server (Squad Video Server)	7,000.00	6	7,000.00					7,000.00
	Total Data Processing #192	112,000.00		112,000.00			0.00	0.00	112,000.00
	Total General Government Buildings #194	0.00		0.00			0.00	0.00	0.00
POLICE PROTECTION #211									
6550	211 3 squads & set up	87,000.00	2	87,000.00					87,000.00
	Total Police Protection #211	87,000.00		87,000.00			0.00	0.00	87,000.00
FIRE #220									
	Total Fire #220	0.00		0.00			0.00	0.00	0.00
Engineering #301									
	Total Engineering #301	0.00		0.00			0.00	0.00	0.00
PUBLIC Works #311									
6540	311 4X2 International Truck with plow	186,900.00	10	186,900.00					186,900.00
6540	311 Kubota Tractor with rear flail mower	54,200.00	15	54,200.00					54,200.00
	Total Public Works #311	241,100.00		241,100.00			0.00	0.00	241,100.00
PARK & RECREATION #452									
6540	452 3 Zero Turn Mowers	36,000.00	5	36,000.00	643	Replace Unit #643			36,000.00
	Total Park & Recreation #452	36,000.00		36,000.00			0.00	0.00	36,000.00
	TOTAL GENERAL FUND - 2014	481,950.00		481,950.00			0.00	0.00	481,950.00




**EQUIPMENT REVOLVING FUND #234**


	Actual 2009	Actual 2010	Actual 2011	Actual 2012	Projected 2013	Projected 2014	Projected 2015	Projected 2016	Projected 2017	Projected 2018
FUND BALANCE, Beginning of Year	3,669,695.17	3,609,061.22	3,342,842.56	3,276,235.72	1,780,818.16	1,807,530.43	1,352,693.39	1,372,983.79	1,393,578.55	1,414,482.22
REVENUES:										
Transfers from General Fund:										
Excess Revenue	0.00	0.00	12,973.00	17,926.00	0.00	0.00	0.00	0.00	0.00	0.00
Zayo Fiber			30,000.00	9,519.00						
QCTV Funds			0.00	0.00	0.00	0.00	0.00	0.00	0.00	0.00
Sale of Fixed Assets			0.00	0.00	0.00	0.00	0.00	0.00	0.00	0.00
Prm-half of fire truck (included in exp transfer in 2012 but will be bought in 2013)			0.00	130,000.00	0.00	0.00	0.00	0.00	0.00	0.00
Prn-Sunfish Commons	11,438.59	0.00	0.00	0.00	0.00	0.00	0.00	0.00	0.00	0.00
Int-Sunfish Commons	299.56	0.00	0.00	0.00	0.00	0.00	0.00	0.00	0.00	0.00
Interest Earnings	128,977.87	131,239.16	76,962.22	48,968.44	26,712.27	27,112.96	20,290.40	20,594.76	20,903.68	21,217.23
Total Revenues	140,716.02	131,239.16	119,935.22	206,413.44	26,712.27	27,112.96	20,290.40	20,594.76	20,903.68	21,217.23

EXPENDITURES:



Capital Outlay:										
Parks CIP										
General Government		26,200.00	16,000.00	57,600.00		481,950.00	0.00	0.00	0.00	0.00
Fire		17,600.00	32,000.00	136,000.00						
Parks/PW		87,200.00	12,887.81	52,052.00			0.00	0.00	0.00	0.00
Police		0.00	94,600.00	94,600.00		0.00	0.00	0.00	0.00	0.00
Improvements with qctv funds			31,054.25							
Transfers to General Fund										
Debt Service on Equipment Certificates										
Debt Service on Muni Bldg										
Capital Outlay	201,349.97									
Muni Center Remodel		50,937.69								
Fire Station Generator		112,333.26								
PW Repair parts on sweeper		9,336.87								
2012 Street Maint (Allows TIF 4 to go to Sunwood Dr)				275,000.00						
Sunwood Drive Realignment See Above Entry				1,086,579.00						
Fire Station #2 Rebuild										
Sign Making Equipment										
Total Expenditures	201,349.97	397,457.82	186,542.06	1,701,831.00	0.00	481,950.00	0.00	0.00	0.00	0.00
Increase (Decrease) in Cash	(60,633.95)	(266,218.66)	(66,606.84)	(1,495,417.56)	26,712.27	(454,837.04)	20,290.40	20,594.76	20,903.68	21,217.23
<b>FUND BALANCE, End of Year</b>	<b>3,609,061.22</b>	<b>3,342,842.56</b>	<b>3,276,235.72</b>	<b>1,780,818.16</b>	<b>1,807,530.43</b>	<b>1,352,693.39</b>	<b>1,372,983.79</b>	<b>1,393,578.55</b>	<b>1,414,482.22</b>	<b>1,435,699.46</b>

\*\* 2013-2018 Are Shown as Funding From Capital Equipment Certificates





**CITY OF RAMSEY**  
**ECONOMIC DEVELOPMENT AUTHORITY**  
**REQUESTED BUDGET**  
**For Fiscal Year 2014**



**THIS PAGE INTENTIONALLY LEFT BLANK**

City of Ramsey  
2014 Requested Economic Development Authority Fund Budget

**ECONOMIC DEVELOPMENT AUTHORITY FUND 230 - SUMMARY**

**REVENUES**

	-Actual 2010-	-Actual 2011-	-Actual 2012-	-Adopted 2013-	-Requested 2014-
TAXES	\$ 273,506	\$ 273,440	\$ 170,917	\$ 104,466	\$ 136,739
INVESTMENT EARNINGS	42,637	30,038	15,293	2,000	3,000
OTHER FINANCING SOURCES	1,136	-	-	-	-
<b>TOTAL REVENUES</b>	<b>\$ 317,279</b>	<b>\$ 303,478</b>	<b>\$ 186,210</b>	<b>\$ 106,466</b>	<b>\$ 139,739</b>

**EXPENDITURES**

	-Actual 2010-	-Actual 2011-	-Actual 2012-	-Adopted 2013-	-Requested 2014-
PERSONAL SERVICES	\$ 48,229	\$ 87,798	\$ 53,872	\$ 35,086	\$ 64,759
SUPPLIES	10,325	10,604	8,608	11,000	10,600
OTHER SERVICES & CHARGES	186,772	169,745	59,559	60,380	61,380
CAPITAL OUTLAY	-	-	-	-	-
TRANSFERS OUT	-	19,733	-	-	-
<b>TOTAL EXPENDITURES</b>	<b>\$ 245,326</b>	<b>\$ 287,880</b>	<b>\$ 122,039</b>	<b>\$ 106,466</b>	<b>\$ 136,739</b>

**FUND BALANCE**

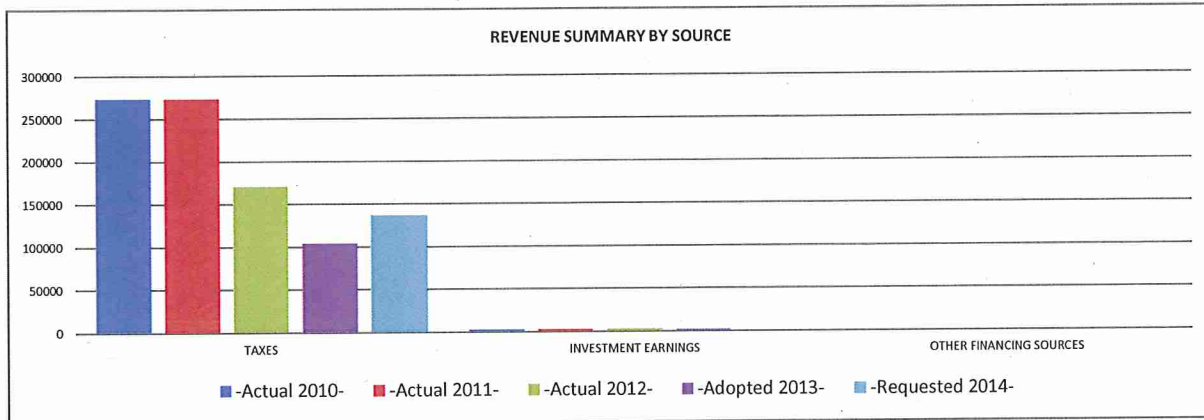
	-Actual 2010-	-Actual 2011-	-Actual 2012-	-Adopted 2013-	-Requested 2014-
FUND BALANCE, Beginning on Yr	\$ 1,207,092	\$ 1,279,045	\$ 1,294,643	\$ 737,664	\$ 737,664
Revenues & Other Sources	317,279	303,478	186,210	106,466	139,739
Expenditures & Other Uses	(245,326)	(287,880)	(122,039)	(106,466)	(136,739)
Less Land Held for Resale	-	-	(621,150)	-	-
<b>FUND BALANCE, End of Yr</b>	<b>\$ 1,279,045</b>	<b>\$ 1,294,643</b>	<b>\$ 737,664</b>	<b>\$ 737,664</b>	<b>\$ 740,664</b>

**THIS PAGE INTENTIONALLY LEFT BLANK**

City of Ramsey  
2014 Requested Economic Development Authority Fund Budget

**ECONOMIC DEVELOPMENT AUTHORITY FUND 230 - REVENUE DETAIL**

	2010 Actual	2011 Actual	2012 Actual	2013 Adopted	2014 Requested
<b>EDA FUND 230 - REVENUE SUMMARY</b>	<b>-Actual 2010-</b>	<b>-Actual 2011-</b>	<b>-Actual 2012-</b>	<b>-Adopted 2013-</b>	<b>-Requested 2014-</b>
TAXES	\$ 273,506	\$ 273,440	\$ 170,917	\$ 104,466	\$ 136,739
INVESTMENT EARNINGS	42,637	30,038	15,293	2,000	3,000
OTHER FINANCING SOURCES	1,136	-	-	-	-
<b>TOTAL REVENUES</b>	<b>\$ 317,279</b>	<b>\$ 303,478</b>	<b>\$ 186,210</b>	<b>\$ 106,466</b>	<b>\$ 139,739</b>



<b>EDA FUND 230 - REVENUE BY SOURCE</b>		<b>-Actual 2010-</b>	<b>-Actual 2011-</b>	<b>-Actual 2012-</b>	<b>-Adopted 2013-</b>	<b>-Requested 2014-</b>
<b>TAXES</b>						
4011	CURRENT-AD VALOREM TAXES	\$ 227,839	\$ 220,610	\$ 115,278	\$ 104,466	\$ 136,739
4012	DELINQUENT-AD VALOREM TAXES	4,899	4,198	4,129	-	-
4014	FISCAL DISPARITIES	40,768	48,632	51,510	-	-
<b>- Total</b>		<b>\$ 273,506</b>	<b>\$ 273,440</b>	<b>\$ 170,917</b>	<b>\$ 104,466</b>	<b>\$ 136,739</b>
<b>INVESTMENT EARNINGS</b>						
4701	INTEREST ON INVESTMENTS	\$ 42,637	\$ 30,038	\$ 15,293	\$ 2,000	\$ 3,000
4901	OTHER FINANCING SOURCES	1,136	-	-	-	-
<b>INVESTMENT EARNINGS Total</b>		<b>\$ 43,773</b>	<b>\$ 30,038</b>	<b>\$ 15,293</b>	<b>\$ 2,000</b>	<b>\$ 3,000</b>
<b>TOTAL REVENUE</b>		<b>\$ 317,279</b>	<b>\$ 303,478</b>	<b>\$ 186,210</b>	<b>\$ 106,466</b>	<b>\$ 139,739</b>

**ECONOMIC DEVELOPMENT AUTHORITY FUND 230 - REVENUE DETAIL**

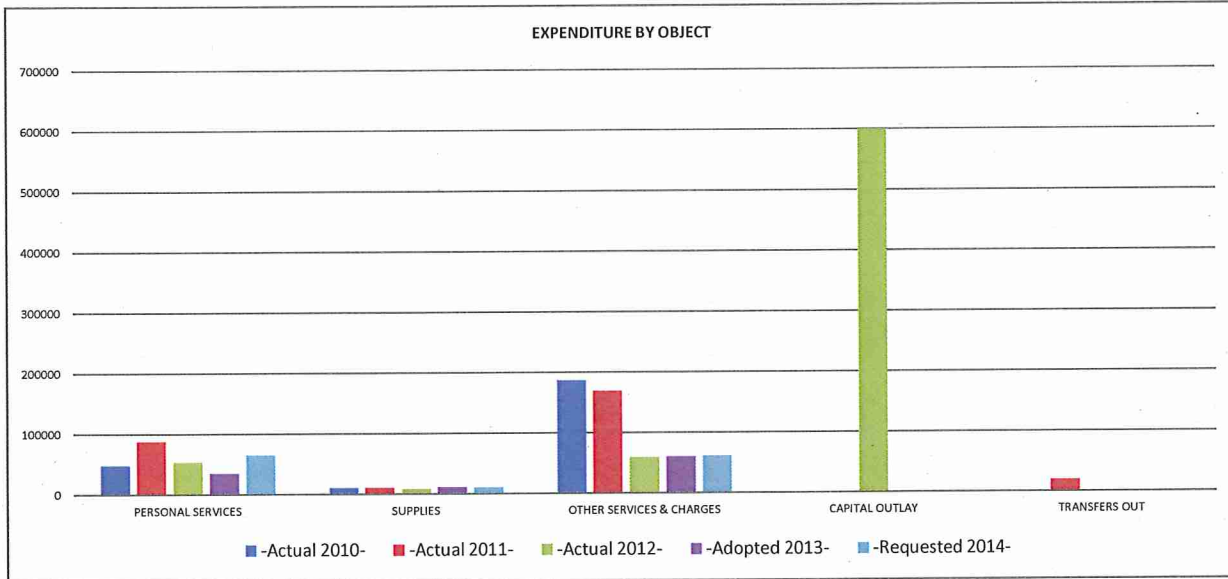
	2009 Actual	2010 Actual	2011 Actual	2012 Adopted	2013 Requested
<b>Personnel Complement</b>					
Economic Development Commission Members	7	7	7	7	7
	7	7	7	7	7
<b>4011-4263 Taxes</b>	<b>\$ 273,506</b>	<b>\$ 273,440</b>	<b>\$ 170,917</b>	<b>\$ 104,466</b>	<b>\$ 136,739</b>
<b>4701 Interest Earnings</b>	<b>\$ 42,637</b>	<b>\$ 30,038</b>	<b>\$ 15,293</b>	<b>\$ 2,000</b>	<b>\$ 3,000</b>

**THIS PAGE INTENTIONALLY LEFT BLANK**

City of Ramsey  
2014 Requested Economic Development Authority Fund Budget

**ECONOMIC DEVELOPMENT AUTHORITY FUND 230 - EXPENDITURE DETAIL**

	2010 Actual	2011 Actual	2012 Actual	2013 Adopted	2014 Requested
<b>EXPENDITURE BY OBJECT SUMMARY</b>	<b>-Actual 2010-</b>	<b>-Actual 2011-</b>	<b>-Actual 2012-</b>	<b>-Adopted 2013-</b>	<b>-Requested 2014-</b>
PERSONAL SERVICES	\$ 48,229	\$ 87,798	\$ 53,872	\$ 35,086	\$ 64,759
SUPPLIES	10,325	10,604	8,608	11,000	10,600
OTHER SERVICES & CHARGES	186,772	169,745	59,559	60,380	61,380
CAPITAL OUTLAY	-	-	-	-	-
TRANSFERS OUT	-	19,733	-	-	-
<b>TOTAL EXPENDITURE BY OBJECT</b>	<b>\$ 245,326</b>	<b>\$ 287,880</b>	<b>\$ 122,039</b>	<b>\$ 106,466</b>	<b>\$ 136,739</b>



<b>EXPENDITURE BY OBJECT RECAP</b>		<b>-Actual 2010-</b>	<b>-Actual 2011-</b>	<b>-Actual 2012-</b>	<b>-Adopted 2013-</b>	<b>-Requested 2014-</b>
<b>PERSONAL SERVICES</b>						
<b>WAGES AND SALARIES</b>						
6102	F.T. REGULAR-WAGES & SALARIES	\$ 39,920	\$ 67,261	\$ 44,248	\$ 30,325	\$ 49,183
6105	TEMPORARY-WAGES & SALARIES	-	1,230	1,360	-	-
<b>WAGES AND SALARIES TOTAL</b>		<b>\$ 39,920</b>	<b>\$ 68,491</b>	<b>\$ 45,608</b>	<b>\$ 30,325</b>	<b>\$ 49,183</b>
<b>EMPLOYER CONTRIBUTIONS</b>						
6121	PERA CONTRIBUTIONS	\$ 2,794	\$ 4,876	\$ 3,208	\$ 2,199	\$ 3,370
6122	FICA/MEDICARE CONTRIBUTIONS	2,999	5,422	3,489	2,320	3,832
6131	GROUP INSURANCE	2,060	8,625	1,274	-	8,002
6133	WORKERS COMP INSURANCE PREMIUM	456	384	293	242	372
<b>EMPLOYER CONTRIBUTIONS TOTAL</b>		<b>\$ 8,309</b>	<b>\$ 19,307</b>	<b>\$ 8,264</b>	<b>\$ 4,761</b>	<b>\$ 15,576</b>
<b>PERSONAL SERVICES TOTAL</b>		<b>\$ 48,229</b>	<b>\$ 87,798</b>	<b>\$ 53,872</b>	<b>\$ 35,086</b>	<b>\$ 64,759</b>
<b>SUPPLIES</b>						
6249	MISCELLANEOUS OPERATING SUPPLY	\$ 10,325	\$ 10,604	\$ 8,608	\$ 11,000	\$ 10,600
<b>SUPPLIES TOTAL</b>		<b>\$ 10,325</b>	<b>\$ 10,604</b>	<b>\$ 8,608</b>	<b>\$ 11,000</b>	<b>\$ 10,600</b>

City of Ramsey  
2014 Requested Economic Development Authority Fund Budget

**ECONOMIC DEVELOPMENT AUTHORITY FUND 230 - EXPENDITURE DETAIL**


	2010 Actual	2011 Actual	2012 Actual	2013 Adopted	2014 Requested
<b>OTHER SERVICES &amp; CHARGES</b>					
<b>PROFESSIONAL SERVICES</b>					
6304 LEGAL FEES	\$ -	\$ 110	\$ -	\$ 1,500	\$ 1,500
6315 MISCELLANEOUS PROFESSIONAL SER	100,161	162,651	51,581	45,000	45,000
<b>PROFESSIONAL SERVICES TOTAL</b>	<b>100,161</b>	<b>162,761</b>	<b>51,581</b>	<b>46,500</b>	<b>46,500</b>
<b>COMMUNICATION</b>					
6322 POSTAGE	240	252	46	250	250
6323 CELLULAR PHONES	308	793	269	700	700
<b>COMMUNICATION TOTAL</b>	<b>548</b>	<b>1,045</b>	<b>315</b>	<b>950</b>	<b>950</b>
<b>EMPLOYEE REIMBURSEMENTS</b>					
6331 TRAVEL & LODGING	4,563	1,002	110	1,000	1,000
6335 TRAINING	3,364	1,659	290	2,000	2,000
<b>EMPLOYEE REIMBURSEMENTS TOTAL</b>	<b>7,927</b>	<b>2,661</b>	<b>400</b>	<b>3,000</b>	<b>3,000</b>
<b>INSURANCE</b>					
6361 GENERAL LIABILITY/PROPERTY INS	1,707	1,869	5,970	2,000	3,000
<b>UTILITIES</b>					
6371 ELECTRIC UTILITIES	1,063	1,073	1,130	1,250	1,250
<b>DUES, SUBSCRIPTIONS, AND REGISTRATION FEES</b>					
6451 MEMBERSHIP DUES	370	336	163	500	500
6452 SUBSCRIPTIONS	-	-	-	300	300
6453 REGISTRATION FEES	40	-	-	-	-
<b>DUES, SUBSCRIPTIONS, AND REGISTRATION FEES</b>	<b>410</b>	<b>336</b>	<b>163</b>	<b>800</b>	<b>800</b>
<b>MISCELLANEOUS</b>					
6439 OTHER MISCELLANEOUS	74,956	-	-	5,880	5,880
<b>OTHER SERVICES &amp; CHARGES TOTAL</b>	<b>\$ 186,772</b>	<b>\$ 169,745</b>	<b>\$ 59,559</b>	<b>\$ 60,380</b>	<b>\$ 61,380</b>
<b>TRANSFERS OUT</b>					
6820 OPERATING TRANSFERS TO OTHER F	-	19,733	-	-	-
<b>TRANSFERS OUT TOTAL</b>	<b>\$ -</b>	<b>\$ 19,733</b>	<b>\$ -</b>	<b>\$ -</b>	<b>\$ -</b>
<b>TOTAL EXPENDITURES &amp; OTHER FINANCING</b>	<b>\$ 245,326</b>	<b>\$ 287,880</b>	<b>\$ 122,039</b>	<b>\$ 106,466</b>	<b>\$ 136,739</b>

City of Ramsey  
2014 Requested Economic Development Authority Fund Budget



**ECONOMIC DEVELOPMENT AUTHORITY FUND 230 - EXPENDITURE DETAIL**

	2010 Actual	2011 Actual	2012 Actual	2013 Adopted	2014 Requested
<b>6102-6133 Wages &amp; Salaries</b>					
Personnel	\$ 48,229	\$ 87,798	\$ 53,872	\$ 35,086	\$ 64,759
ED Manager: 34% EDA, 46% HRA, 20% TIF; Develop. Serv. Mgr: 15%; City Admin 5%					
<b>6249 Miscellaneous Operating Supplies</b>					
Golf Tournament	\$ 8,345	\$ 3,789	\$ 3,500	\$ 4,000	\$ 4,000
Business Expo	556	1,011	3,500	4,000	4,000
Business Network Meeting	1,083	1,180	1,500	2,000	2,000
Miscellaneous	341	4,624	108	1,000	600
	\$ 10,325	\$ 10,604	\$ 8,608	\$ 11,000	\$ 10,600
<b>6304 Legal Fees</b>					
Legal Fees	\$ -	\$ 110	\$ -	\$ 1,500	\$ 1,500
<b>6315 Miscellaneous Professional Services</b>					
Misc Consulting Services	\$ 100,161	\$ 67,819	\$ 51,581	\$ 45,000	\$ 45,000
Fire Suppression @ 6701 Hwy 10	-	94,832	-	-	-
Buxton Study	-	-	-	-	-
	\$ 100,161	\$ 162,651	\$ 51,581	\$ 45,000	\$ 45,000
<b>6322 Postage</b>					
Postage for agendas, general information and various flyers.	\$ 240	\$ 252	\$ 46	\$ 250	\$ 250
<b>6323 Cellular Phones</b>					
Cell Phone Usage by Economic Development Director	\$ 308	\$ 793	\$ 269	\$ 700	\$ 700
<b>6331 Travel/Meals/Lodging</b>					
	\$ 4,563	\$ 1,002	\$ 110	\$ 1,000	\$ 1,000
<b>6335 Training</b>					
ICSC	\$ 825	\$ -	\$ -	\$ -	\$ -
NDC Training	2,220	-	-	-	-
EDAM Conference-Summer/Winter	319	1,659	290	2,000	2,000
	\$ 3,364	\$ 1,659	\$ 290	\$ 2,000	\$ 2,000
<b>6361 General Liability/Property/Auto Insurance</b>					
Share of applicable insurance coverage.	\$ 1,707	\$ 1,869	\$ 5,970	\$ 2,000	\$ 3,000
<b>6371 Electric Utilities</b>					
Electric service-EDA St Lights, Old Town Hall	\$ 1,063	\$ 1,073	\$ 1,130	\$ 1,250	\$ 1,250
<b>6439 Other Miscellaneous</b>					
Sophia-Ramsey Trunk payments	\$ 74,956	\$ -	\$ -	\$ 5,880	\$ 5,880
<b>6451 Dues</b>					
Membership Dues	\$ 370	\$ 336	\$ 500	\$ 500	\$ 500
<b>6452 Subscriptions</b>					
MN Real Estage Journal & Business Journal	\$ -	\$ -	\$ -	\$ 300	\$ 300
<b>6820 Transfers to Other Funds</b>					
TIF expenditures in non-used Districts (TIF 11-TIF13)	\$ -	\$ 19,733	\$ -	\$ -	\$ -





**CITY OF RAMSEY**  
**HOUSING REDEVELOPMENT AUTHORITY**  
**REQUESTED BUDGET**  
**For Fiscal Year 2014**



**THIS PAGE INTENTIONALLY LEFT BLANK**

City of Ramsey  
2014 Requested Housing Redevelopment Authority Fund Budget

**HOUSING REDEVELOPMENT AUTHORITY FUND 295 - SUMMARY**

**REVENUES**

	-Actual 2010-	-Actual 2011-	-Actual 2012-	-Adopted 2013-	-Requested 2014-
TAXES	\$ 383,005	\$ 346,428	\$ 367,288	\$ 187,268	\$ 207,802
INTERGOVERNMENTAL REVENUES	-	-	-	-	-
INVESTMENT EARNINGS	24,420	11,666	7,421	2,500	2,500
MISCELLANEOUS	5	34,395	152,664	-	-
OTHER FINANCING SOURCES	5,000	136,302	13,747	-	-
<b>TOTAL REVENUES</b>	<b>\$ 412,430</b>	<b>\$ 528,791</b>	<b>\$ 541,120</b>	<b>\$ 189,768</b>	<b>\$ 210,302</b>

**EXPENDITURES**

	-Actual 2010-	-Actual 2011-	-Actual 2012-	-Adopted 2013-	-Requested 2014-
PERSONNEL SERVICES	\$ 43,084	\$ 149,754	\$ 72,927	\$ 130,268	\$ 150,802
SUPPLIES	77,512	59,826	26,552	-	-
OTHER SERVICES & CHARGES	426,439	436,075	230,520	57,000	57,000
CAPITAL OUTLAY	-	111,669	-	-	-
TRANSFERS OUT	-	-	286,874	-	-
<b>TOTAL EXPENDITURES</b>	<b>\$ 547,035</b>	<b>\$ 757,324</b>	<b>\$ 616,873</b>	<b>\$ 187,268</b>	<b>\$ 207,802</b>

**FUND BALANCE**

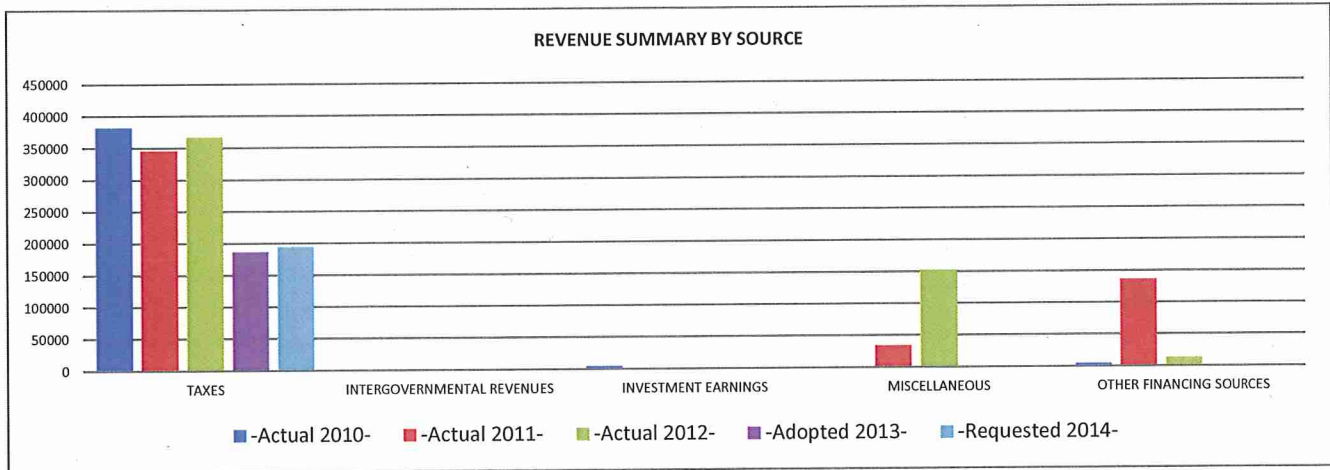
	-Actual 2010-	-Actual 2011-	-Actual 2012-	-Adopted 2013-	-Requested 2014-
FUND BALANCE, Begining on Yr	\$ 751,807	\$ 617,202	\$ 388,669	\$ 312,916	\$ 315,416
Revenues & Other Sources	412,430	528,791	541,120	189,768	210,302
Expenditures & Other Uses	(547,035)	(757,324)	(616,873)	(187,268)	(207,802)
<b>FUND BALANCE, End of Yr</b>	<b>\$ 617,202</b>	<b>\$ 388,669</b>	<b>\$ 312,916</b>	<b>\$ 315,416</b>	<b>\$ 317,916</b>

**THIS PAGE INTENTIONALLY LEFT BLANK**

City of Ramsey  
2014 Requested Housing Redevelopment Authority Fund Budget

**HOUSING REDEVELOPMENT AUTHORITY FUND 295 - REVENUE DETAIL**

	2010 Actual	2011 Actual	2012 Actual	2013 Adopted	2014 Requested
<b>HRA FUND 9295 - REVENUE SUMMARY</b>	<b>-Actual 2010-</b>	<b>-Actual 2011-</b>	<b>-Actual 2012-</b>	<b>-Adopted 2013-</b>	<b>-Requested 2014-</b>
TAXES	\$ 383,005	\$ 346,428	\$ 367,288	\$ 187,268	\$ 207,802
INTERGOVERNMENTAL REVENUES	-	-	-	-	-
INVESTMENT EARNINGS	24,420	11,666	7,421	2,500	2,500
MISCELLANEOUS	5	34,395	152,664	-	-
OTHER FINANCING SOURCES	5,000	136,302	13,747	-	-
<b>TOTAL REVENUES</b>	<b>\$ 412,430</b>	<b>\$ 528,791</b>	<b>\$ 541,120</b>	<b>\$ 189,768</b>	<b>\$ 210,302</b>



<b>HRA FUND 9295 - REVENUE BY SOURCE</b>		<b>-Actual 2010-</b>	<b>-Actual 2011-</b>	<b>-Actual 2012-</b>	<b>-Adopted 2013-</b>	<b>-Requested 2014-</b>
<b>TAXES</b>						
4011	CURRENT-AD VALOREM TAXES	\$ 331,889	\$ 270,931	\$ 298,923	\$ 187,268	\$ 207,802
4012	DELINQUENT-AD VALOREM TAXES	5,093	5,517	4,934	-	-
4014	FISCAL DISPARITIES	46,023	69,980	63,195	-	-
4263	MARKET VALUE HOMESTEAD CREDIT	-	-	236	-	-
<b>TAXES TOTAL</b>		<b>\$ 383,005</b>	<b>\$ 346,428</b>	<b>\$ 367,288</b>	<b>\$ 187,268</b>	<b>\$ 207,802</b>
<b>INVESTMENT EARNINGS</b>						
4701	INTEREST ON INVESTMENTS	\$ 24,420	\$ 11,666	\$ 7,421	\$ 2,500	\$ 2,500
<b>MISCELLANEOUS</b>						
4609	OTHER MISCELLANEOUS REVENUES	\$ 5	\$ 34,395	\$ 152,664	\$ -	\$ -
<b>OTHER FINANCING SOURCES</b>						
<b>TRANSFERS IN</b>						
4901	TRANSFER IN FROM OTHER FUNDS	\$ 5,000	\$ 136,302	\$ 13,747	\$ -	\$ -
<b>TRANSFERS IN TOTAL</b>		<b>5,000</b>	<b>136,302</b>	<b>13,747</b>	<b>-</b>	<b>-</b>
<b>OTHER FINANCING SOURCES TOTAL</b>		<b>\$ 5,000</b>	<b>\$ 136,302</b>	<b>\$ 13,747</b>	<b>\$ -</b>	<b>\$ -</b>
<b>TOTAL REVENUE</b>		<b>\$ 412,430</b>	<b>\$ 528,791</b>	<b>\$ 541,120</b>	<b>\$ 189,768</b>	<b>\$ 210,302</b>

City of Ramsey  
2014 Requested Housing Redevelopment Authority Fund Budget

2010 Actual	2011 Actual	2012 Actual	2013 Adopted	2014 Requested
-------------	-------------	-------------	--------------	----------------

**HOUSING REDEVELOPMENT AUTHORITY FUND 295 - REVENUE DETAIL**

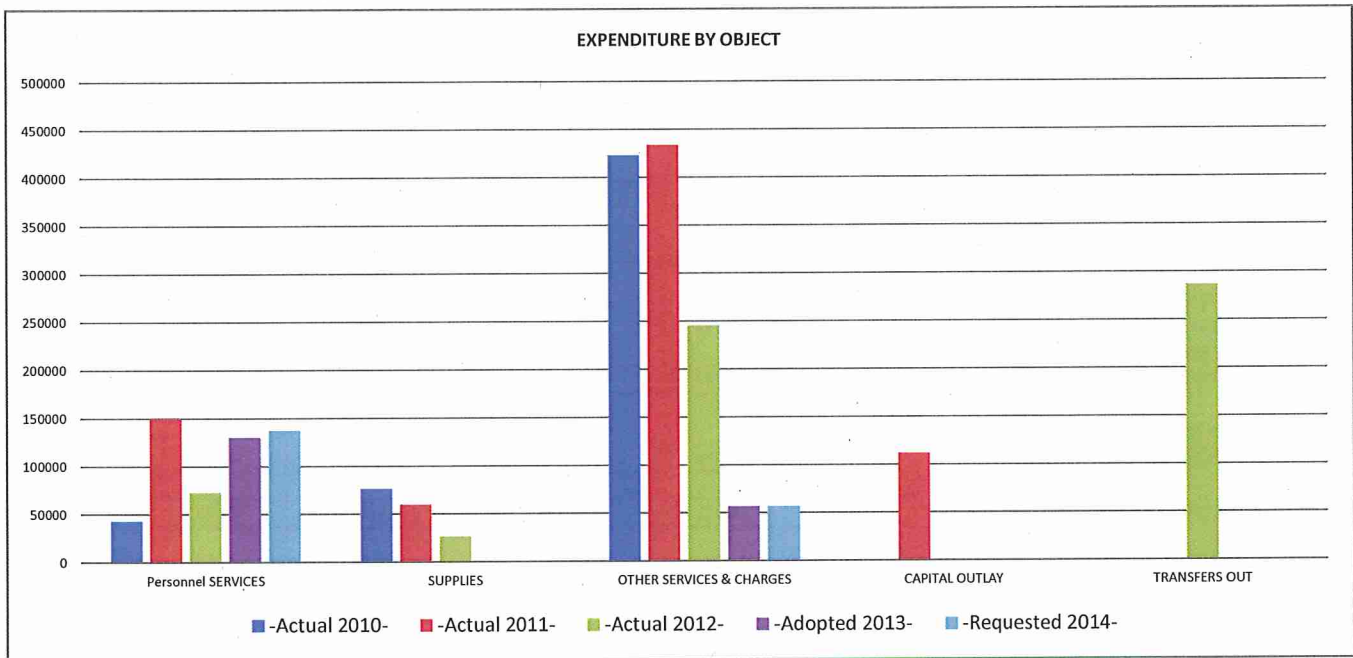
	2010 Actual	2011 Actual	2012 Actual	2013 Adopted	2014 Requested
<b>4011 Current Ad Valorem Taxes</b>					
((includes taxes from Town Center))	\$ 383,005	\$ 346,428	\$ 367,288	\$ 187,268	\$ 207,802
<b>4701 Interest Earnings</b>					
	\$ 24,420	\$ 11,666	\$ 7,421	\$ 2,500	\$ 2,500
<b>4609 Miscellaneous Revenues</b>					
Earnest Money - TOTI		\$ 34,395	\$ -	\$ -	-
County HRA payment towards RTC land purchase	5	-	152,664	-	-
	\$ 5	\$ 34,395	\$ 152,664	\$ -	-
<b>4901 Transfers in from other funds</b>					
Letter of Credit Proceeds & Sewer/Water Loan	\$ 5,000	\$ -	\$ -	\$ -	-
Non TIF Interest Earnings	-	136,302	13,747	-	-
	\$ 5,000	\$ 136,302	\$ 13,747	\$ -	-

City of Ramsey  
2014 Requested Housing Redevelopment Authority Fund Budget

**HOUSING REDEVELOPMENT AUTHORITY FUND 295 - EXPENDITURE DETAIL**

2010 Actual      2011 Actual      2012 Actual      2013 Adopted      2014 Requested

EXPENDITURE BY OBJECT SUMMARY	-Actual 2010-	-Actual 2011-	-Actual 2012-	-Adopted 2013-	-Requested 2014-
PERSONNEL SERVICES	\$ 43,084	\$ 149,754	\$ 72,927	\$ 130,268	\$ 150,802
SUPPLIES	77,512	59,826	26,552	-	-
OTHER SERVICES & CHARGES	426,439	436,075	230,520	57,000	57,000
CAPITAL OUTLAY	-	111,669	-	-	-
TRANSFERS OUT	-	-	286,874	-	-
<b>TOTAL EXPENDITURE BY OBJECT</b>	<b>\$ 547,035</b>	<b>\$ 757,324</b>	<b>\$ 616,873</b>	<b>\$ 187,268</b>	<b>\$ 207,802</b>



EXPENDITURE BY OBJECT RECAP	-Actual 2010-	-Actual 2011-	-Actual 2012-	-Adopted 2013-	-Requested 2014-
<b>PERSONNEL SERVICES</b>					
<b>WAGES AND SALARIES</b>					
6102 F.T. REGULAR-WAGES & SALARIES	\$ 37,221	\$ 123,895	\$ 58,407	\$ 107,410	\$ 111,780
6104 PART TIME-WAGES & SALARIES	-	6,175	5,025	6,000	6,000
<b>WAGES AND SALARIES</b>	<b>\$ 37,221</b>	<b>\$ 130,070</b>	<b>\$ 63,432</b>	<b>\$ 113,410</b>	<b>\$ 117,780</b>
<b>EMPLOYER CONTRIBUTIONS</b>					
6121 PERA CONTRIBUTIONS	\$ 2,605	\$ 8,983	\$ 4,235	\$ 7,787	\$ 8,105
6122 FICA/MEDICARE CONTRIBUTIONS	2,847	9,973	4,852	8,217	8,962
6131 GROUP INSURANCE	-	-	-	-	15,060
6133 WORKERS COMP INSURANCE PREMIUM	411	728	408	854	895
<b>EMPLOYER CONTRIBUTIONS</b>	<b>\$ 5,863</b>	<b>\$ 19,684</b>	<b>\$ 9,495</b>	<b>\$ 16,858</b>	<b>\$ 33,022</b>
<b>PERSONNEL SERVICES TOTAL</b>	<b>\$ 43,084</b>	<b>\$ 149,754</b>	<b>\$ 72,927</b>	<b>\$ 130,268</b>	<b>\$ 150,802</b>
<b>SUPPLIES</b>					
<b>OPERATING SUPPLIES</b>					
6246 MARKETING & PROMOTIONS	\$ 70,035	\$ 59,350	\$ 24,783	\$ -	\$ -
6249 MISCELLANEOUS OPERATING SUPPLY	7,477	476	1,769	-	-
<b>OPERATING SUPPLIES</b>	<b>\$ 77,512</b>	<b>\$ 59,826</b>	<b>\$ 26,552</b>	<b>\$ -</b>	<b>\$ -</b>
<b>SUPPLIES TOTAL</b>	<b>\$ 77,512</b>	<b>\$ 59,826</b>	<b>\$ 26,552</b>	<b>\$ -</b>	<b>\$ -</b>

City of Ramsey  
2014 Requested Housing Redevelopment Authority Fund Budget

**HOUSING REDEVELOPMENT AUTHORITY FUND 295 - EXPENDITURE DETAIL**

	2010 Actual	2011 Actual	2012 Actual	2013 Adopted	2014 Requested
<b>OTHER SERVICES &amp; CHARGES</b>					
<b>PROFESSIONAL SERVICES</b>					
6304 LEGAL FEES	\$ 32,424	\$ 77,390	\$ 75,262	\$ -	\$ -
6315 MISCELLANEOUS PROFESSIONAL SER	323,886	283,940	94,234	-	-
<b>PROFESSIONAL SERVICES</b>	<b>\$ 356,310</b>	<b>\$ 361,330</b>	<b>\$ 169,496</b>	<b>\$ -</b>	<b>\$ -</b>
<b>COMMUNICATION</b>					
6322 POSTAGE	\$ 7	\$ 938	\$ 520	\$ -	\$ -
<b>EMPLOYEE REIMBURSEMENTS</b>					
6331 TRAVEL & LODGING	\$ 12,003	\$ 19,858	\$ 4,949	\$ -	\$ -
6334 MILEAGE REIMBURSEMENT	-	36	-	-	-
6335 TRAINING	3,655	242	339	-	-
<b>EMPLOYEE REIMBURSEMENTS</b>	<b>\$ 15,658</b>	<b>\$ 20,136</b>	<b>\$ 5,288</b>	<b>\$ -</b>	<b>\$ -</b>
<b>INSURANCE</b>					
6361 GENERAL LIABILITY/PROPERTY INS	\$ 4,562	\$ 5,865	\$ 6,255	\$ 6,000	\$ 7,000
<b>UTILITIES</b>					
6371 ELECTRIC UTILITIES	\$ -	\$ 108	\$ 1,101	\$ 3,000	\$ 2,000
<b>DUES, SUBSCRIPTIONS, AND REGISTRATION FEES</b>					
6451 MEMBERSHIP DUES	\$ 2,242	\$ -	\$ 200	\$ -	\$ -
6452 SUBSCRIPTIONS	-	98	-	-	-
<b>DUES, SUBSCRIPTIONS, AND REGISTRATION FEES</b>	<b>\$ 2,242</b>	<b>\$ 98</b>	<b>\$ 200</b>	<b>\$ -</b>	<b>\$ -</b>
<b>CONTRACTED SERVICES</b>					
6489 OTHER CONTRACTED SERVICES	\$ 47,660	\$ 47,600	\$ 47,660	\$ 48,000	\$ 48,000
<b>OTHER SERVICES &amp; CHARGES TOTAL</b>	<b>\$ 426,439</b>	<b>\$ 436,075</b>	<b>\$ 230,520</b>	<b>\$ 57,000</b>	<b>\$ 57,000</b>
<b>CAPITAL OUTLAY</b>					
6580 OTHER EQUIPMENT	\$ -	\$ 111,669	\$ -	\$ -	\$ -
<b>TRANSFERS OUT</b>					
6820 OPERATING TRANSFERS TO OTHER FUNDS	\$ -	\$ -	\$ 286,874	\$ -	\$ -
<b>TOTAL EXPENDITURES &amp; OTHER FINANCING</b>	<b>\$ 547,035</b>	<b>\$ 757,324</b>	<b>\$ 616,873</b>	<b>\$ 187,268</b>	<b>\$ 207,802</b>

City of Ramsey  
2014 Requested Housing Redevelopment Authority Fund Budget

**HOUSING REDEVELOPMENT AUTHORITY FUND 295 - EXPENDITURE DETAIL**

	2010 Actual	2011 Actual	2012 Actual	2013 Adopted	2014 Requested
<b>6102 Wages &amp; Salaries</b>					
Personnel	\$ 37,221	\$ 123,895	\$ 58,407	\$ 107,410	\$ 111,780
EDA Manager (Funded 20% TIF, 34% EDA, 46% HRA)					
Assistant to City Admin (Funded 15% HRA)					
City Admin (Funded 39% HRA)					
Development Services Manager (Funded 15% HRA)					
<b>6104 Wages &amp; Salaries-Part Time</b>					
Stipend for HRA Meeting \$25/mtg	\$ -	\$ 6,175	\$ 5,025	\$ 6,000	\$ 6,000
<b>6246 Marketing &amp; Promotional Supplies</b>					
COR Website Domains	\$ 2,234	\$ 1,750	\$ 3,000	\$ -	\$ -
COR Marketing	67,801	57,600	21,783	-	-
	\$ 70,035	\$ 59,350	\$ 24,783	\$ -	\$ -
<b>6249 Miscellaneous Operating Supplies</b>					
Miscellaneous	\$ 7,477	\$ 476	\$ 1,769	\$ -	\$ -
<b>6304 Legal Fees</b>					
Legal Fees	\$ 32,424	\$ 77,390	\$ 75,262	\$ -	\$ -
<b>6315 Miscellaneous Professional Services</b>					
Development Management Contract & Exp	\$ 311,750	\$ 267,359	\$ 57,282	\$ -	\$ -
Misc Consulting Services	12,136	16,581	36,952	-	-
	\$ 323,886	\$ 283,940	\$ 94,234	\$ -	\$ -
<b>6322 Postage</b>					
Mailing Housing Surveys	\$ 7	\$ 938	\$ 520	\$ -	\$ -
<b>6331 Travel/Meals/Lodging</b>					
Travel for COR	\$ 12,003	\$ 19,858	\$ 4,949	\$ -	\$ -
<b>6334 Mileage Reimbursement</b>					
Reimbursement for Personnel use of auto	\$ -	\$ 36	\$ -	\$ -	\$ -
<b>6335 Training</b>					
Misc HRA Conferences	\$ 3,655	\$ 242	\$ 339	\$ -	\$ -
<b>6361 General Liability/Property/Auto Insurance</b>					
Share of applicable insurance coverage.	\$ 4,562	\$ 5,865	\$ 6,255	\$ 6,000	\$ 7,000
<b>6371 Electric Utilities</b>					
Electric for COR Sign	\$ -	\$ 108	\$ 1,101	\$ 3,000	\$ 2,000

City of Ramsey  
2014 Requested Housing Redevelopment Authority Fund Budget

**HOUSING REDEVELOPMENT AUTHORITY FUND 295 - EXPENDITURE DETAIL**

	2010 Actual	2011 Actual	2012 Actual	2013 Adopted	2014 Requested
<b>6451 Dues</b>					
ICSC	\$ 2,242	\$ -	\$ 200	\$ -	\$ -
<b>6452 Subscriptions</b>					
MN Real Estate Journal & Business Journal	\$ -	\$ 98	\$ -	\$ -	\$ -
<b>6489 Other Contracted Services</b>					
Park Ramp Maintenance Agreement	\$ 47,660	\$ 47,600	\$ 47,660	\$ 48,000	\$ 48,000
<b>6580 Other Equipment</b>					
Signs	\$ -	\$ 111,669	\$ -	\$ -	\$ -
<b>6820 Transfers Out</b>					
Land sale transfer per policy	\$ -	\$ -	\$ 286,874	\$ -	\$ -



**Appendix E**

**Scenario: A New Day (Working Document)**

**Strategic Imperative I: Financial Stability**

Ensure strategic economic development that complements the city's desired quality of life and builds a stable tax base, all while maintaining a low tax levy.

Strategic Initiative	Department	Tactics	Initiation Date	Completion Date	Additional Resources Required	Additional Tools Required	Responsible Party	Key Outcome Indicators/Metrics
<i>Ensuring financial stability</i>	Finance	Determine adequate balances Develop policy that outlines fund balance minimums per fund Examine sufficient balance of overall rainy day funds to avoid the need to borrow Calculate square footage cost basis for The COR	7/2013	Ongoing	None	None	Diana Lund	<ul style="list-style-type: none"> <li>Retained bond rating of AA+</li> </ul>
	Finance		6/2013	7/2013	None	None	Diana Lund	<ul style="list-style-type: none"> <li>Recouped at least 100 percent of City's net costs</li> </ul>
Optimizing TIF to support infrastructure improvements	City Administration/ Department Heads	Evaluate other revenue generating sources: franchise fees, increased permit fees, etc.	2013	2014	None	None	Leadership Team	<ul style="list-style-type: none"> <li>Implemented new revenue sources</li> </ul>
	City Administrator/Finance	Evaluate selling city-owned properties	2013	2014	None	None	Kurt Ulrich/Diana Lund/ED	<ul style="list-style-type: none"> <li>Source of one-time monies</li> </ul>
	Finance/ED	Conduct a comprehensive study to determine correct size of TIF 14	6/2013	8/2013	\$8,000 TIF 14		Diana Lund/ED	<ul style="list-style-type: none"> <li>Return 10 percent of TIF 14 taxable value to general tax base</li> </ul>
	Engineering/ED	Identify needed infrastructure improvements in TIF districts Prioritize needs and establish timeline for completion of improvements	2013	2018	None	None	Bruce Westby/ED	<ul style="list-style-type: none"> <li>Completed infrastructure improvements in TIF districts</li> </ul>



**Appendix E**  
Scenario: A New Day (Working Document)

**Strategic Imperative I: Financial Stability (Continued)**

Ensure strategic economic development that complements the city's desired quality of life and builds a stable tax base, all while maintaining a low tax levy.

Strategic Initiative	Department	Tactics	Initiation Date	Completion Date	Additional Resources Required	Additional Tools Required	Responsible Party	Key Outcome Indicators/Metrics
<i>Increasing economic growth</i>	ED/Engineering	<p>Develop a well-designed marketing and sales plan for city's development opportunities (commercial/industrial)</p> <p>Develop/refine City promotional materials to attract economic growth e.g., Fact Sheets for marketable City-owned land</p>	10/2013	4/2014	None	None	ED/Bruce Westby	<ul style="list-style-type: none"> <li>Launched a successful marketing plan that informs businesses, developers and real estate brokers that the City is Open For Business – It is a <i>New Day and a New Beginning</i></li> <li>Achieved X number of jobs, private capital investment, and sold X acres in 2015</li> <li>Selected course of action</li> <li>Finalized development options</li> </ul>
<i>Maximizing land use</i>	Administration CD	<p>Approve exit strategy for COR</p> <p>Determine appropriate land uses and development opportunities for property including but not limited to the following:</p> <ul style="list-style-type: none"> <li>➢ Industrial Park development</li> <li>➢ 167<sup>th</sup> commercial node</li> <li>➢ Sunfish Lake Blvd/ Sunwood Drive commercial node</li> <li>➢ Legacy/Hageman site</li> <li>➢ West of Armstrong area</li> <li>➢ Former municipal center</li> <li>➢ Pearson property south of 10 River's Bend site</li> <li>➢ 181<sup>st</sup> and Bagh/Armstrong Blvd</li> </ul>	4/2013 2013	7/2013 2013	None Can accomplish if new staff is hired	None None	Kurt Ulrich Tim Gladhill	<ul style="list-style-type: none"> <li>Adopted Comprehensive Plan Update by City Council and approved by Metropolitan Council</li> <li>Secured at least one Community Development Block Grant (CDBG) grant annually</li> <li>Secured at least one Livable Communities Act (LCA) grant annually</li> </ul>
	CD	Identify roadmap for future development	1/2015	12/2018	\$20,000 (General Funds)	None	Tim Gladhill	<ul style="list-style-type: none"> <li>Adopted Comprehensive Plan Update by City Council and approved by Metropolitan Council</li> <li>Secured at least one Community Development Block Grant (CDBG) grant annually</li> <li>Secured at least one Livable Communities Act (LCA) grant annually</li> </ul>
	CD	Secure funding to achieve land use vision and goals	1/2013	Ongoing	Can accomplish if new staff is hired	None	Tim Gladhill	<ul style="list-style-type: none"> <li>Adopted Comprehensive Plan Update by City Council and approved by Metropolitan Council</li> <li>Secured at least one Community Development Block Grant (CDBG) grant annually</li> <li>Secured at least one Livable Communities Act (LCA) grant annually</li> </ul>

**Three - Year Strategic Action Plan**



**Appendix E**  
**Scenario: A New Day (Working Document)**

**Strategic Imperative I: Financial Stability (Continued)**

Ensure strategic economic development that complements the city's desired quality of life and builds a stable tax base, all while maintaining a low tax levy.

Strategic Initiative	Department	Tactics	Initiation Date	Completion Date	Additional Resources Required	Additional Tools Required	Responsible Party	Key Outcome Indicators/Metrics
<i>Enhancing infrastructure development to meet city's growth</i>	PW/Engineering	Secure Bury Carlson property for future PW site	2013	2013	None	None	PW/Engineering	<ul style="list-style-type: none"> <li>City Council dedicates this property for future PW site</li> </ul>
	PW/Engineering	Conduct preliminary space study and design for PW facility	2015	2016	\$20,000 (General Funds)		PW/Engineering	<ul style="list-style-type: none"> <li>Plan for new PW facility</li> </ul>
	PW/Engineering	Work for a regional solution for a water treatment plant	2013	2014	State and regional funding	Design of future treatment plant	PW/Engineering	<ul style="list-style-type: none"> <li>Commitment to a regional solution for long-term water supply</li> </ul>
	Engineering/Finance	Conduct a revised water study based on regional feasibility	2015	2015	\$12,500 (Enterprise Fund)	Consultant	Engineering	<ul style="list-style-type: none"> <li>Achieved a stable long-term water supply at reasonable rates</li> </ul>
	Fire/Finance	Determine cost and funding mechanism for new fire station (if station #2 is relocated)	4/2013	2014	\$2.5 M (CIP -- General Obligation Bond)	Architectural Plan	Dean Kapler/Diana Lund	<ul style="list-style-type: none"> <li>Built new fire station</li> </ul>
	Engineering/CD	Work with Anoka County (Joint Powers Agreement) regarding Alternative Urban Area Review (AUAR) improvements	6/2013	12/2013	None	None	Bruce Westby	<ul style="list-style-type: none"> <li>Approved AUAR road improvement schedule</li> </ul>



**Appendix E**  
Scenario: A New Day (Working Document)

**Strategic Imperative II: A Connected Community**

Ensure that the city is a connected city that is part of a comprehensive regional transportation system that enables all citizens to easily navigate the community and attracts business development.

Strategic Initiative	Department	Tactics	Initiation Date	Completion Date	Additional Resources Required	Additional Tools Required	Responsible Party	Key Outcome Indicators/Metrics
Enhancing the State, County and City's transportation system	CD/Engineering/Finance	Analyze Right-of-Way Acquisition Loan Fund (RALF) program Work with MNDOT on status	2013	2013	None	None	Bruce Westby	<ul style="list-style-type: none"> <li>MNDOT continues RALF program</li> </ul>
	PW/Engineering	Develop and implement a long-term road maintenance plan/policy	2013	Ongoing	\$808,500 (General Fund) \$2,191,500 annually (New revenue - use of other funding sources) 1 FTE Engineering Technician	None	Grant Riemer/Bruce Westby	<ul style="list-style-type: none"> <li>Approved maintenance policy</li> <li>Maintain street pavement rating to 7 to 10+</li> </ul>
Enhancing trail way system	Finance/Engineering	Conduct analysis of funding for road construction and explore financing mechanisms	4/2013	12/2013	Can accomplish if new staff is hired	None	Diana Lund/Bruce Westby	<ul style="list-style-type: none"> <li>Approved dedicated financing mechanism that supports improvements</li> </ul>
	City Administration/Engineering/Finance	Update/amend Charter Determine funding partners and city's contribution and source to construct Armstrong Interchange	2013	TBD	None	TBD	Kurt Ulrich	<ul style="list-style-type: none"> <li>Secure funding for Armstrong Interchange</li> </ul>
Enhancing trail way system	PW/Parks	Expand Mississippi River Trail (MRT)	2015	2017	Build alliance with Kelly Farm (Grant Funding)	Letters of support for legislators	Mark Riverblood	<ul style="list-style-type: none"> <li>Achieved grant funding</li> <li>Expanded MRT by 1.5 miles</li> </ul>

**Three - Year Strategic Action Plan**



Appendix E

Scenario: A New Day (Working Document)

**Strategic Imperative III: Smart, Citizen-Focused Government**

Continue the delivery of quality services to ensure the city will have safe and thriving neighborhoods and business districts, and a clean environment.

Strategic Initiative	Department	Tactics	Initiation Date	Completion Date	Additional Resources Required	Additional Tools Required	Responsible Party	Key Outcome Indicators/Metrics
Ensuring quality services based on customer requirements	City Administration	Develop a plan for increased citizen engagement by monitoring inquiries/utilities consumption	2013	Ongoing	Can accomplish if new staff is hired	Enhance CRM tool/website	Kurt Ulrich	<ul style="list-style-type: none"> <li>Achieved X percent increase in suggestions from citizens</li> </ul>
	PW	Purchase additional snow removal equipment	2013	2015	\$180,000 (CIP)		Grant Riemer	<ul style="list-style-type: none"> <li>Provided snow removal services within 8 hours</li> </ul>
	PW/Utilities	Upgrade and replace 1- ton pickup for daily operations and lift station maintenance	2013	2015	\$6,000 upgrade (Enterprise Funds) 1 FTE PW/Park Maintenance	Truck	Grant Riemer	<ul style="list-style-type: none"> <li>Maintain level of service</li> </ul>
Ensuring a safe city		Expand staffing	2014	Ongoing				
	HR/Police	Review employment of the "Code Enforcement Intern"	2014	Ongoing	1 Seasonal Intern (General Funds)	None	Colleen Lasher/Jim Way	<ul style="list-style-type: none"> <li>Achieved reporting time within 14 days</li> </ul>
	Police	Place cameras at locations around city/parks	2014	2014 - 2015 ongoing	\$25,000 (General Funds)	Cameras	Jim Way	<ul style="list-style-type: none"> <li>10% decrease in number of vandalism</li> </ul>
	Police	Conduct on-site visits/surveys of businesses	2013	2013	None	Survey	Jim Way/Police Staff	<ul style="list-style-type: none"> <li>Achieve 100 percent business participation in business outreach program</li> </ul>
	Police	Publish public notifications of crime	2013	Ongoing	None	None	Jim Way	<ul style="list-style-type: none"> <li>Enhanced awareness of citizens</li> </ul>
	Police	Restore Police Force	2014	2014	Add one FTE, Officer (General Funds)	None	Jim Way	<ul style="list-style-type: none"> <li>Expanded police coverage</li> </ul>
	Police	Expand Police Force by assigning an officer on the Drug Task Force	2015	Ongoing	Add one FTE, Officer (General Funds)	None	Jim Way	<ul style="list-style-type: none"> <li>Increased levels of drug arrests in community by X percent</li> </ul>
Department Heads	Investigate the use of all employees as "Roger Ramsey" "community watchers"	2014	Ongoing	Can accomplish if new staff is hired	TBD/Badges	Department Heads	<ul style="list-style-type: none"> <li>Increased team approach to identifying issues and opportunities</li> </ul>	

per Jim Way 5/20/13

**Three - Year Strategic Action Plan**



**Appendix E**

Scenario: A New Day (Working Document)

**Strategic Imperative III: Smart, Citizen-Focused Government (Continued)**

Continue the delivery of quality services to ensure the city will have safe and thriving neighborhoods and business districts, and a clean environment.

Strategic Initiative	Department	Tactics	Initiation Date	Completion Date	Additional Resources Required	Additional Tools Required	Responsible Party	Key Outcome Indicators/Metrics
Expanding shared services	Fire/City Administration/Finance	Conduct a detailed feasibility study of joining fire services across community lines	10/2011	2013	Participation by other communities	None	Dean Kapler/Kurt Ulrich	<ul style="list-style-type: none"> <li>Completed study with recommendation</li> </ul>
	Fire	Research opportunities for sharing costs for required training	2013	Ongoing	Participation by other communities	TBD	Dean Kapler	<ul style="list-style-type: none"> <li>Completed cost comparison with recommendation including quality of training rating</li> </ul>
Improving safety and quality of housing stock	CD	Adopt Housing Assistance Policy	3/2013	2013	None	None	Tim Gladhill	<ul style="list-style-type: none"> <li>Implemented Housing Assistance Policy</li> </ul>
	CD	Determine if Rental Licensing Program should be expanded	2014	2014	.5 FTE Building Inspection Intern/Technician (General Funds)	None	Tim Gladhill	<ul style="list-style-type: none"> <li>Adopted Rental Licensing Program Amendment – City Council</li> </ul>
Enhancing recreational and cultural opportunities	PW/Parks	Examine/study need for comprehensive community and recreational programming	2015	2017	Can accomplish if new staff is hired	None	Mark Riverblood	<ul style="list-style-type: none"> <li>Completed survey</li> </ul>
	PW/Parks	Build with Anoka Technical College/Hennepin College as an in-service work site for outdoor landscape programs	2014	Ongoing	.5 FTE Intern (General Funds)	None	Mark Riverblood	<ul style="list-style-type: none"> <li>Enhanced landscaping</li> </ul>
	PW/Parks	Examine/study to establish a nonprofit Friends of Ramsey Parks to raise private funds	2015	Ongoing	Can accomplish if new staff is hired	None	Mark Riverblood	<ul style="list-style-type: none"> <li>Achieved private fundraising to enhance City's parks</li> </ul>



**Appendix E**

Scenario: A New Day (Working Document)

**Strategic Imperative III: Smart, Citizen-Focused Government (Continued)**

Continue the delivery of quality services to ensure the city will have safe and thriving neighborhoods and business districts, and a clean environment.

Strategic Initiative	Department	Tactics	Initiation Date	Completion Date	Additional Resources Required	Additional Tools Required	Responsible Party	Key Outcome Indicators/Metrics
<i>Enhancing recreational and cultural opportunities</i>	CD	Identify potential for future indoor community/recreational center	1/2015	1/2018	Can accomplish if new staff is hired	None	Tim Gladhill	<ul style="list-style-type: none"> <li>Agreed to preferred business model (location and amenities) for future approval by City Council</li> </ul>
	PW/Parks	Develop a plan for Public Art at Northstar Rail Station	2013	2014	Can accomplish if new staff is hired	Engage artist to develop schematic design	PW/Parks	<ul style="list-style-type: none"> <li>Partner with Metro Transit (Met Council)</li> <li>Secured Legacy/other non-city funding</li> </ul>
	Finance/PW/Parks	Conduct a cost/benefit analysis of community programs	2013	2013	None	None	Diana Lund	<ul style="list-style-type: none"> <li>Allocation of dollars in line with Council's priorities</li> </ul>
<i>Building and expanding community connections</i>	City Administration	Evaluate and develop a "Get Healthy" program	2015	2015	Can accomplish if new staff is hired (Grant Funds)	Mailings	Kurt Ulrich	<ul style="list-style-type: none"> <li>Secured grant funding</li> <li>Achieved 1,000 citizens participating in program</li> </ul>
	City Clerk	Utilize certified Election Judges for assistance with pre-election tasks and with in-person absentee voting	Date dependent on primary election	Ongoing	Can accomplish if new staff is hired	Election Budget	Jo Thieling	<ul style="list-style-type: none"> <li>Enhanced use of City's staffing time</li> <li>Provided updated election information by certified Election Judges</li> </ul>



**Appendix E**

Scenario: A New Day (Working Document)

**Strategic Imperative IV: An Effective Organization**

Maintain a highly functional staff, citizen volunteers, and elected officials and governance structure that meet the ever-changing, increasing needs of the organization.

Strategic Initiative	Department	Tactics	Initiation Date	Completion Date	Additional Resources Required	Additional Tools Required	Responsible Party	Key Outcome Indicators/Metrics
Enhancing governance structure	City Administration/ City Council/ Charter Commission	Modify the authority of the City Administrator	6/2013	12/2013	Council/Commissions Time	None	Kurt Ulrich/Colleen Lasher/Jo Thieling	<ul style="list-style-type: none"> <li>Centered responsibility and accountability of City's performance with one person</li> <li>Achieved significant savings by reducing the number of Personnel Committee meetings and Council agenda items</li> </ul>
	City Administration /City Council	Disolve HRA	2013	2013	None	None	Kurt Ulrich/City Council	<ul style="list-style-type: none"> <li>Reduced redundancy, administrative work, and time</li> <li>Decreased stipend expenses by X percent</li> </ul>



Appendix E

Scenario: A New Day (Working Document)

**Strategic Imperative IV: An Effective Organization (Continued)**

Maintain a highly functional staff, citizen volunteers, and elected officials and governance structure that meet the increasingly ever-changing needs of the organization.

Strategic Initiative	Department	Tactics	Initiation Date	Completion Date	Additional Resources Required	Additional Tools Required	Responsible Party	Key Outcome Indicators/Metrics
Enhancing organizational structure	City Administration	Review organizational structure for efficiency and effectiveness (reporting, grouping like work groups, etc.)	2014	2015	.5 FTE Administrative Intern Can accomplish if new staff is hired	None	Kurt Ulrich/Colleen Lasher	<ul style="list-style-type: none"> <li>Develop a three year staffing projection</li> <li>Established highly-functioning and sustainable organizational structure</li> </ul>
	City Administration/Human Resources	Reclassification of jobs	2013	Ongoing	\$16,968 – 2014, \$28,863-2015 (General Fund)	None	Kurt Ulrich/Colleen Lasher	<ul style="list-style-type: none"> <li>Retained employees</li> </ul>
	Administrative Services/Department Heads	Update key human resource tools- job descriptions (basis for employee performance and pay strategy) and development plans  Update and distribute Personnel Policy, ensure Personnel Policy mirrors labor agreements	7/2013	2/2014	Can accomplish if new staff is hired	League of Minnesota Cities template  Job Description/development plan templates	Colleen Lasher/Department Heads	<ul style="list-style-type: none"> <li>100 percent updated job descriptions</li> <li>Updated Personnel Policy</li> <li>Enhanced clarity and transparency among staff</li> </ul>
	Administrative Services/Department Heads	Develop a cross-training, succession planning, 3 Deep strategy	2014	2014	Can accomplish if new staff is hired	TBD	Colleen Lasher/Department Heads	<ul style="list-style-type: none"> <li>A plan to increase bench strength</li> </ul>
	Administrative Services/Department Heads	Develop and implement a supervisor training program	2014	2014	\$5,000 Training (General Fund)	None	Colleen Lasher/Department Heads	<ul style="list-style-type: none"> <li>100% trained supervisors</li> </ul>
	Administrative Services/Department Heads	Evaluate performance management HRIS systems	12/2013	2/2014	Can accomplish if new staff is hired	Manager & Supervisor Training	Colleen Lasher/Department Heads	<ul style="list-style-type: none"> <li>Adopted up-to-date HR security and tracking</li> </ul>

Three - Year Strategic Action Plan



Appendix E

Scenario: A New Day (Working Document)



**Strategic Imperative IV: An Effective Organization (Continued)**

Maintain a highly functional staff, citizen volunteers, and elected officials and governance structure that meet the ever-changing, increasing needs of the organization.

Strategic Initiative	Department	Tactics	Initiation Date	Completion Date	Additional Resources Required	Additional Tools Required	Responsible Party	Key Outcome Indicators/Metrics
Creating a high-performance work environment and workforce	City Administration	Conduct meetings regarding the new strategic framework, strategic imperatives, and goals (All Staff and All Commissions)	5/2013	7/2013	None	None	Kurt Ulrich	<ul style="list-style-type: none"> <li>Achieve buy-in of Three-Year Strategic Action Plan</li> </ul>
	City Administration	Publish and promote the approved Three - Year Strategic Action Plan	5/2013	Ongoing	None	None	Kurt Ulrich	<ul style="list-style-type: none"> <li>Informed community</li> </ul>
	City Administration	Write newsletter/blog focused on new strategic direction (e.g., Kurt's Korner)	2014	Six times annually	Can accomplish if new staff is hired	None	Kurt Ulrich	<ul style="list-style-type: none"> <li>Enhanced contact six times a year</li> </ul>
	City Administration	Establish and hold accountable department heads for agreed-to measurable goals	6/2013	Annually	None	None	Kurt Ulrich	<ul style="list-style-type: none"> <li>Conducted performance reviews based on achieving department goals</li> </ul>
	City Administration	Enhance engagement with staff by -implementing revised management/staff "Koffee with Kurt" - conducting regular department meetings - resume informal all staff quarterly meetings (2 appreciation meetings/2 regular meetings	2014	Depending on type of meeting	None	None	Kurt Ulrich	<ul style="list-style-type: none"> <li>Increased X percent of employee participation</li> <li>Increased visibility of City Administrator/Leadership Team</li> <li>Enhanced trust</li> <li>Achieved "buy-i</li> </ul>



**Appendix E**  
**Scenario: A New Day (Working Document)**

**Strategic Imperative IV: An Effective Organization (Continued)**

Maintain a highly functional staff, citizen volunteers, and elected officials and governance structure that meet the increasingly ever-changing needs of the organization.

Strategic Initiative	Department	Tactics	Initiation Date	Completion Date	Additional Resources Required	Additional Tools Required	Responsible Party	Key Outcome Indicators/Metrics
<i>Creating a high-performance work environment and workforce (cont'd)</i>	City Administration	Design and implement a "Team Awards" program	2015	Annually	Can accomplish if new staff is hired	Awards	Kurt Ulrich	<ul style="list-style-type: none"> <li>Rewarded X number of teams annually</li> </ul>
	City Administration	Conduct an annual employee survey; analyze results from previous years	12/2013	Annually	None	Survey	Kurt Ulrich	<ul style="list-style-type: none"> <li>Achieved 100 percent participation rate</li> </ul>
	Human Resources/City Clerk	Provide overall administrative services Provide back up for two key areas of work Supports City Council requests and outreach	2014	Ongoing	1 FTE Administrative Assistant	None	Colleen Lasher/Jo Thieling	<ul style="list-style-type: none"> <li>Services being provided at the appropriate job level</li> </ul>
<i>Maximizing consultants' accountability</i>	Finance	Provide application and Desk Top support	2014	Ongoing	.5 FTE IT Tech	None	Diana Lund	<ul style="list-style-type: none"> <li>Timely IT support</li> </ul>
	Department Heads	Evaluate the selection, management, and performance of 'outsourcing' key functions	2014	2014	Can accomplish if new staff is hired	None	Colleen Lasher/Department Heads	<ul style="list-style-type: none"> <li>Efficient use of staffing strategies</li> </ul>
	City Administration/Department Heads	Develop and implement a regular citizen survey	2014	Ongoing	\$7,500 professional survey study	Balanced Scorecard	Kurt Ulrich	<ul style="list-style-type: none"> <li>Collect metric feedback for approved Balanced Scorecard</li> </ul>
	Department Heads	Fully vet proposals for services Review and approve work product prior to authorizing payment Conduct a 'lessons learned' session after each major contract	2013	Ongoing	Can accomplish if new staff is hired	None	Department	<ul style="list-style-type: none"> <li>Reduced or eliminated change orders on consultants/contracts/construction contracts Implemented Lessons Learned</li> </ul>

**Three - Year Strategic Action Plan**



**Appendix E**  
Scenario: A New Day (Working Document)

**Strategic Imperative IV: An Effective Organization (Continued)**

Maintain a highly functional staff, citizen volunteers, and elected officials and governance structure that meet the ever-changing, increasing needs of the organization.

Strategic Initiative	Department	Tactics	Initiation Date	Completion Date	Additional Resources Required	Additional Tools Required	Responsible Party	Key Outcome Indicators/Metrics
<i>Streamlining internal processes</i>	ED/CD	Design a seamless development process	6/2013	2014	.50 FTE Planning Intern (General Funds)	TBD	ED/Tim Gladhill	<ul style="list-style-type: none"> <li>Implemented a seamless development process driven by customer requirements</li> </ul>
	CD	Streamline a centralized permitting center Implement ePermit system and file system library procedure	1/2013	2014	1 FTE Building Official (\$2,000 net costs from General Funds) (Costs are offset by current contractor \$)	Software	Tim Gladhill	<ul style="list-style-type: none"> <li>Implemented a highly efficient/effective permitting process with metrics</li> </ul>
	Department Heads	Train staff on process design/redesign of work processes	2015	2015	\$10,000/Consultant	Process Design Handbook	Kurt Ulrich	<ul style="list-style-type: none"> <li>Acquired internal knowledge and ability to redesign work processes</li> </ul>
	CD/City Clerk/Fire/Police	Study and develop a centralized licensing center	2015	2015	Can accomplish if new staff is hired	TBD	Tim Gladhill/Jo Thieling	<ul style="list-style-type: none"> <li>Implemented a highly efficient/effective licensing process with metrics</li> </ul>
	Department Heads	Maximize meeting effectiveness by developing an agenda template that includes purpose, timeframes, responsible parties, and outcomes	4/2013	Ongoing	None	Meeting Template	Kurt Ulrich/Department Heads	<ul style="list-style-type: none"> <li>Conducted highly effective and efficient meetings</li> </ul>
	Department Heads	Increase safety operations by reviewing safety policies and resuming Safety Committee meetings  Resume Labor Management Committee meetings twice a year	6/2013	Ongoing	None	None	Colleen Lasher	<ul style="list-style-type: none"> <li>Streamlined safety policies</li> <li>Decreased work accidents by X percent</li> </ul>
	Administrative Services/City Clerk/HR	Determine Personnel Committee related work processes that need to be redesigned	6/2013	12/2013	None	None	Jo Thieling Colleen Lasher	<ul style="list-style-type: none"> <li>Enhanced HR processes</li> <li>Achieved time savings of Mayor/City Council</li> <li>Achieved X percent of cost savings</li> </ul>

**Three - Year Strategic Action Plan**



**Appendix E**  
Scenario: A New Day (Working Document)

**Strategic Imperative IV: An Effective Organization (Continued)**

Maintain a highly functional staff, citizen volunteers, and elected officials and governance structure that meet the ever-changing, increasing needs of the organization.

Strategic Initiative	Department	Tactics	Initiation Date	Completion Date	Additional Resources Required	Additional Tools Required	Responsible Party	Key Outcome Indicators/Metrics
<i>Enhancing internal/external communications</i>	City Administration/City Clerk/Administrative Services	Employ communications services	2014	Ongoing	\$50,000 contract or 1 FTE (General Funds)	Study	Kurt Ulrich/Colleen Lasher/Jo Thieling	<ul style="list-style-type: none"> <li>Enhanced internal/external communications</li> </ul>
	City Administration/Department Heads	Develop a communications plan ensuring key messages and information is aligned with city's strategic framework	2014	Ongoing	Can accomplish if staff is hired or work is contracted	None	Kurt Ulrich/Colleen Lasher/Jo Thieling	<ul style="list-style-type: none"> <li>Highly informed community</li> </ul>