



CITY OF RAMSEY  
ECONOMIC DEVELOPMENT AUTHORITY  
**REQUESTED BUDGET**  
For Fiscal Year 2014



**THIS PAGE INTENTIONALLY LEFT BLANK**

City of Ramsey  
2014 Requested Economic Development Authority Fund Budget

**ECONOMIC DEVELOPMENT AUTHORITY FUND 230 - SUMMARY**

**REVENUES**

	-Actual 2010-	-Actual 2011-	-Actual 2012-	-Adopted 2013-	-Requested 2014-
TAXES	\$ 273,506	\$ 273,440	\$ 170,917	\$ 104,466	\$ 136,739
INVESTMENT EARNINGS	42,637	30,038	15,293	2,000	3,000
OTHER FINANCING SOURCES	1,136	-	-	-	-
<b>TOTAL REVENUES</b>	<b>\$ 317,279</b>	<b>\$ 303,478</b>	<b>\$ 186,210</b>	<b>\$ 106,466</b>	<b>\$ 139,739</b>

**EXPENDITURES**

	-Actual 2010-	-Actual 2011-	-Actual 2012-	-Adopted 2013-	-Requested 2014-
PERSONAL SERVICES	\$ 48,229	\$ 87,798	\$ 53,872	\$ 35,086	\$ 64,759
SUPPLIES	10,325	10,604	8,608	11,000	10,600
OTHER SERVICES & CHARGES	186,772	169,745	59,559	60,380	61,380
CAPITAL OUTLAY	-	-	-	-	-
TRANSFERS OUT	-	19,733	-	-	-
<b>TOTAL EXPENDITURES</b>	<b>\$ 245,326</b>	<b>\$ 287,880</b>	<b>\$ 122,039</b>	<b>\$ 106,466</b>	<b>\$ 136,739</b>

**FUND BALANCE**

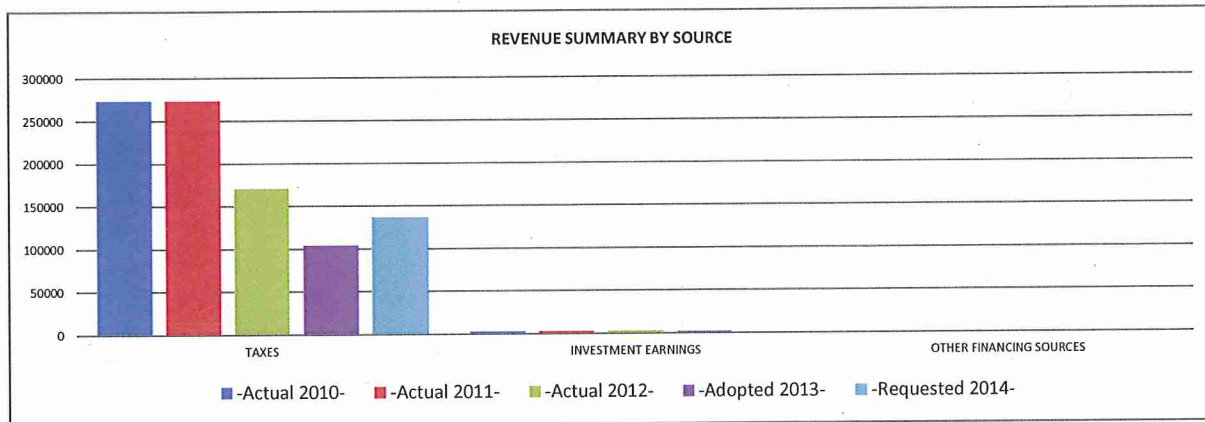
	-Actual 2010-	-Actual 2011-	-Actual 2012-	-Adopted 2013-	-Requested 2014-
FUND BALANCE, Beginning on Yr	\$ 1,207,092	\$ 1,279,045	\$ 1,294,643	\$ 737,664	\$ 737,664
Revenues & Other Sources	317,279	303,478	186,210	106,466	139,739
Expenditures & Other Uses	(245,326)	(287,880)	(122,039)	(106,466)	(136,739)
Less Land Held for Resale	-	-	(621,150)	-	-
<b>FUND BALANCE, End of Yr</b>	<b>\$ 1,279,045</b>	<b>\$ 1,294,643</b>	<b>\$ 737,664</b>	<b>\$ 737,664</b>	<b>\$ 740,664</b>

**THIS PAGE INTENTIONALLY LEFT BLANK**

City of Ramsey  
2014 Requested Economic Development Authority Fund Budget

**ECONOMIC DEVELOPMENT AUTHORITY FUND 230 - REVENUE DETAIL**

	2010 Actual	2011 Actual	2012 Actual	2013 Adopted	2014 Requested
<b>EDA FUND 230 - REVENUE SUMMARY</b>	<b>-Actual 2010-</b>	<b>-Actual 2011-</b>	<b>-Actual 2012-</b>	<b>-Adopted 2013-</b>	<b>-Requested 2014-</b>
TAXES	\$ 273,506	\$ 273,440	\$ 170,917	\$ 104,466	\$ 136,739
INVESTMENT EARNINGS	42,637	30,038	15,293	2,000	3,000
OTHER FINANCING SOURCES	1,136	-	-	-	-
<b>TOTAL REVENUES</b>	<b>\$ 317,279</b>	<b>\$ 303,478</b>	<b>\$ 186,210</b>	<b>\$ 106,466</b>	<b>\$ 139,739</b>



<b>EDA FUND 230 - REVENUE BY SOURCE</b>		<b>-Actual 2010-</b>	<b>-Actual 2011-</b>	<b>-Actual 2012-</b>	<b>-Adopted 2013-</b>	<b>-Requested 2014-</b>
<b>TAXES</b>						
4011	CURRENT-AD VALOREM TAXES	\$ 227,839	\$ 220,610	\$ 115,278	\$ 104,466	\$ 136,739
4012	DELINQUENT-AD VALOREM TAXES	4,899	4,198	4,129	-	-
4014	FISCAL DISPARITIES	40,768	48,632	51,510	-	-
<b>- Total</b>		<b>\$ 273,506</b>	<b>\$ 273,440</b>	<b>\$ 170,917</b>	<b>\$ 104,466</b>	<b>\$ 136,739</b>
<b>INVESTMENT EARNINGS</b>						
4701	INTEREST ON INVESTMENTS	\$ 42,637	\$ 30,038	\$ 15,293	\$ 2,000	\$ 3,000
4901	OTHER FINANCING SOURCES	1,136	-	-	-	-
<b>INVESTMENT EARNINGS Total</b>		<b>\$ 43,773</b>	<b>\$ 30,038</b>	<b>\$ 15,293</b>	<b>\$ 2,000</b>	<b>\$ 3,000</b>
<b>TOTAL REVENUE</b>		<b>\$ 317,279</b>	<b>\$ 303,478</b>	<b>\$ 186,210</b>	<b>\$ 106,466</b>	<b>\$ 139,739</b>

**ECONOMIC DEVELOPMENT AUTHORITY FUND 230 - REVENUE DETAIL**

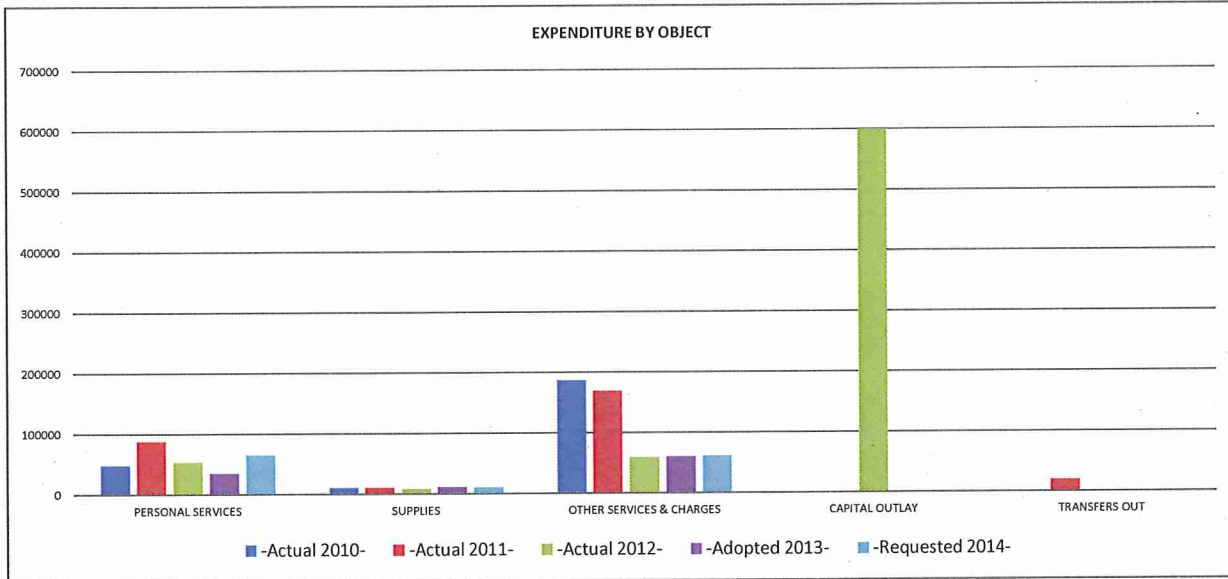
	2009 Actual	2010 Actual	2011 Actual	2012 Adopted	2013 Requested
<b>Personnel Complement</b>					
Economic Development Commission Members	7	7	7	7	7
	7	7	7	7	7
<b>4011-4263 Taxes</b>	<b>\$ 273,506</b>	<b>\$ 273,440</b>	<b>\$ 170,917</b>	<b>\$ 104,466</b>	<b>\$ 136,739</b>
<b>4701 Interest Earnings</b>	<b>\$ 42,637</b>	<b>\$ 30,038</b>	<b>\$ 15,293</b>	<b>\$ 2,000</b>	<b>\$ 3,000</b>

**THIS PAGE INTENTIONALLY LEFT BLANK**

City of Ramsey  
2014 Requested Economic Development Authority Fund Budget

**ECONOMIC DEVELOPMENT AUTHORITY FUND 230 - EXPENDITURE DETAIL**

	2010 Actual	2011 Actual	2012 Actual	2013 Adopted	2014 Requested
<b>EXPENDITURE BY OBJECT SUMMARY</b>	<b>-Actual 2010-</b>	<b>-Actual 2011-</b>	<b>-Actual 2012-</b>	<b>-Adopted 2013-</b>	<b>-Requested 2014-</b>
PERSONAL SERVICES	\$ 48,229	\$ 87,798	\$ 53,872	\$ 35,086	\$ 64,759
SUPPLIES	10,325	10,604	8,608	11,000	10,600
OTHER SERVICES & CHARGES	186,772	169,745	59,559	60,380	61,380
CAPITAL OUTLAY	-	-	-	-	-
TRANSFERS OUT	-	19,733	-	-	-
<b>TOTAL EXPENDITURE BY OBJECT</b>	<b>\$ 245,326</b>	<b>\$ 287,880</b>	<b>\$ 122,039</b>	<b>\$ 106,466</b>	<b>\$ 136,739</b>



<b>EXPENDITURE BY OBJECT RECAP</b>		<b>-Actual 2010-</b>	<b>-Actual 2011-</b>	<b>-Actual 2012-</b>	<b>-Adopted 2013-</b>	<b>-Requested 2014-</b>
<b>PERSONAL SERVICES</b>						
<b>WAGES AND SALARIES</b>						
6102	F.T. REGULAR-WAGES & SALARIES	\$ 39,920	\$ 67,261	\$ 44,248	\$ 30,325	\$ 49,183
6105	TEMPORARY-WAGES & SALARIES	-	1,230	1,360	-	-
<b>WAGES AND SALARIES TOTAL</b>		<b>\$ 39,920</b>	<b>\$ 68,491</b>	<b>\$ 45,608</b>	<b>\$ 30,325</b>	<b>\$ 49,183</b>
<b>EMPLOYER CONTRIBUTIONS</b>						
6121	PERA CONTRIBUTIONS	\$ 2,794	\$ 4,876	\$ 3,208	\$ 2,199	\$ 3,370
6122	FICA/MEDICARE CONTRIBUTIONS	2,999	5,422	3,489	2,320	3,832
6131	GROUP INSURANCE	2,060	8,625	1,274	-	8,002
6133	WORKERS COMP INSURANCE PREMIUM	456	384	293	242	372
<b>EMPLOYER CONTRIBUTIONS TOTAL</b>		<b>\$ 8,309</b>	<b>\$ 19,307</b>	<b>\$ 8,264</b>	<b>\$ 4,761</b>	<b>\$ 15,576</b>
<b>PERSONAL SERVICES TOTAL</b>		<b>\$ 48,229</b>	<b>\$ 87,798</b>	<b>\$ 53,872</b>	<b>\$ 35,086</b>	<b>\$ 64,759</b>
<b>SUPPLIES</b>						
6249	MISCELLANEOUS OPERATING SUPPLY	\$ 10,325	\$ 10,604	\$ 8,608	\$ 11,000	\$ 10,600
<b>SUPPLIES TOTAL</b>		<b>\$ 10,325</b>	<b>\$ 10,604</b>	<b>\$ 8,608</b>	<b>\$ 11,000</b>	<b>\$ 10,600</b>

City of Ramsey  
2014 Requested Economic Development Authority Fund Budget

**ECONOMIC DEVELOPMENT AUTHORITY FUND 230 - EXPENDITURE DETAIL**

	2010 Actual	2011 Actual	2012 Actual	2013 Adopted	2014 Requested
<b>OTHER SERVICES &amp; CHARGES</b>					
<b>PROFESSIONAL SERVICES</b>					
6304 LEGAL FEES	\$ -	\$ 110	\$ -	\$ 1,500	\$ 1,500
6315 MISCELLANEOUS PROFESSIONAL SER	100,161	162,651	51,581	45,000	45,000
<b>PROFESSIONAL SERVICES TOTAL</b>	<b>100,161</b>	<b>162,761</b>	<b>51,581</b>	<b>46,500</b>	<b>46,500</b>
<b>COMMUNICATION</b>					
6322 POSTAGE	240	252	46	250	250
6323 CELLULAR PHONES	308	793	269	700	700
<b>COMMUNICATION TOTAL</b>	<b>548</b>	<b>1,045</b>	<b>315</b>	<b>950</b>	<b>950</b>
<b>EMPLOYEE REIMBURSEMENTS</b>					
6331 TRAVEL & LODGING	4,563	1,002	110	1,000	1,000
6335 TRAINING	3,364	1,659	290	2,000	2,000
<b>EMPLOYEE REIMBURSEMENTS TOTAL</b>	<b>7,927</b>	<b>2,661</b>	<b>400</b>	<b>3,000</b>	<b>3,000</b>
<b>INSURANCE</b>					
6361 GENERAL LIABILITY/PROPERTY INS	1,707	1,869	5,970	2,000	3,000
<b>UTILITIES</b>					
6371 ELECTRIC UTILITIES	1,063	1,073	1,130	1,250	1,250
<b>DUES, SUBSCRIPTIONS, AND REGISTRATION FEES</b>					
6451 MEMBERSHIP DUES	370	336	163	500	500
6452 SUBSCRIPTIONS	-	-	-	300	300
6453 REGISTRATION FEES	40	-	-	-	-
<b>DUES, SUBSCRIPTIONS, AND REGISTRATION FEES</b>	<b>410</b>	<b>336</b>	<b>163</b>	<b>800</b>	<b>800</b>
<b>MISCELLANEOUS</b>					
6439 OTHER MISCELLANEOUS	74,956	-	-	5,880	5,880
<b>OTHER SERVICES &amp; CHARGES TOTAL</b>	<b>\$ 186,772</b>	<b>\$ 169,745</b>	<b>\$ 59,559</b>	<b>\$ 60,380</b>	<b>\$ 61,380</b>
<b>TRANSFERS OUT</b>					
6820 OPERATING TRANSFERS TO OTHER F	-	19,733	-	-	-
<b>TRANSFERS OUT TOTAL</b>	<b>\$ -</b>	<b>\$ 19,733</b>	<b>\$ -</b>	<b>\$ -</b>	<b>\$ -</b>
<b>TOTAL EXPENDITURES &amp; OTHER FINANCING</b>	<b>\$ 245,326</b>	<b>\$ 287,880</b>	<b>\$ 122,039</b>	<b>\$ 106,466</b>	<b>\$ 136,739</b>

City of Ramsey  
2014 Requested Economic Development Authority Fund Budget

**ECONOMIC DEVELOPMENT AUTHORITY FUND 230 - EXPENDITURE DETAIL**

	2010 Actual	2011 Actual	2012 Actual	2013 Adopted	2014 Requested
<b>6102-6133 Wages &amp; Salaries</b>					
Personnel	\$ 48,229	\$ 87,798	\$ 53,872	\$ 35,086	\$ 64,759
ED Manager: 34% EDA, 46% HRA, 20% TIF; Develop. Serv. Mgr: 15%; City Admin 5%					
<b>6249 Miscellaneous Operating Supplies</b>					
Golf Tournament	\$ 8,345	\$ 3,789	\$ 3,500	\$ 4,000	\$ 4,000
Business Expo	556	1,011	3,500	4,000	4,000
Business Network Meeting	1,083	1,180	1,500	2,000	2,000
Miscellaneous	341	4,624	108	1,000	600
	\$ 10,325	\$ 10,604	\$ 8,608	\$ 11,000	\$ 10,600
<b>6304 Legal Fees</b>					
Legal Fees	\$ -	\$ 110	\$ -	\$ 1,500	\$ 1,500
<b>6315 Miscellaneous Professional Services</b>					
Misc Consulting Services	\$ 100,161	\$ 67,819	\$ 51,581	\$ 45,000	\$ 45,000
Fire Suppression @ 6701 Hwy 10	-	94,832	-	-	-
Buxton Study	-	-	-	-	-
	\$ 100,161	\$ 162,651	\$ 51,581	\$ 45,000	\$ 45,000
<b>6322 Postage</b>					
Postage for agendas, general information and various flyers.	\$ 240	\$ 252	\$ 46	\$ 250	\$ 250
<b>6323 Cellular Phones</b>					
Cell Phone Usage by Economic Development Director	\$ 308	\$ 793	\$ 269	\$ 700	\$ 700
<b>6331 Travel/Meals/Lodging</b>					
	\$ 4,563	\$ 1,002	\$ 110	\$ 1,000	\$ 1,000
<b>6335 Training</b>					
ICSC	\$ 825	\$ -	\$ -	\$ -	\$ -
NDC Training	2,220	-	-	-	-
EDAM Conference-Summer/Winter	319	1,659	290	2,000	2,000
	\$ 3,364	\$ 1,659	\$ 290	\$ 2,000	\$ 2,000
<b>6361 General Liability/Property/Auto Insurance</b>					
Share of applicable insurance coverage.	\$ 1,707	\$ 1,869	\$ 5,970	\$ 2,000	\$ 3,000
<b>6371 Electric Utilities</b>					
Electric service-EDA St Lights, Old Town Hall	\$ 1,063	\$ 1,073	\$ 1,130	\$ 1,250	\$ 1,250
<b>6439 Other Miscellaneous</b>					
Sophia-Ramsey Trunk payments	\$ 74,956	\$ -	\$ -	\$ 5,880	\$ 5,880
<b>6451 Dues</b>					
Membership Dues	\$ 370	\$ 336	\$ 500	\$ 500	\$ 500
<b>6452 Subscriptions</b>					
MN Real Estage Journal & Business Journal	\$ -	\$ -	\$ -	\$ 300	\$ 300
<b>6820 Transfers to Other Funds</b>					
TIF expenditures in non-used Districts (TIF 11-TIF13)	\$ -	\$ 19,733	\$ -	\$ -	\$ -

