

CITY OF RAMSEY CAPITAL IMPROVEMENT PROGRAM 2014-2018

The Capital Improvement Program document is a planning tool maintained by the city to identify future projects, related expenditures, and funding sources. All projects designated in the Capital Improvement Program are contingent upon availability of resources during the planned year. The total expenditure of projects includes city-funded sources as well as other resources such as grants, fees, bonding, etc.



THIS PAGE INTENTIONALLY BLANK

CITY OF RAMSEY
2014-2018
CAPITAL IMPROVEMENT PLAN

TABLE OF CONTENTS

	PAGE NUMBER
INTRODUCTORY SECTION.....	9
Transmittal Letter.....	11-12
OVERVIEW SECTION.....	13
Summary of Funding Sources: Total Sources of Funds.....	15
Project Costs by Category: Total Uses of Funds by Project.....	17-21
Project Cost Summary: By Department.....	23
CAPITAL BONDING PROJECTS.....	25
Summary of Costs.....	27
Public Works Campus Building Improvements.....	28-29
Fire Station #2 Rebuild.....	30-31
EQUIPMENT REPLACEMENT.....	33
Summary of Costs.....	35-36
Detailed Equipment.....	37-93
MUNICIPAL BUILDINGS.....	95
Summary of Costs.....	97
Community Center.....	98-99
Old Town Hall Restoration.....	100-101
Sprinkler System @ Fire Station #1	102-103
Resurface PD Garage.....	104-105
Parking Ramp Storage Room.....	106-107
PARK IMPROVEMENTS.....	109
Summary of Costs.....	111
Elmcrest Creek Trail to Central Park.....	112-113
Elmcrest Park Entrance and Signage.....	114-115
Ford Brook Playground Equipment.....	116-117
Lake Itasca Community Park.....	118-119
Trott Brook Trail Corridor.....	120-121
Drinking Fountains/Misting Station.....	122-123


Community Building & Playground for Elmcrest Park.....	124-125
Redevelopment of Central Park.....	126-127
Irrigation for Titterud Park.....	128-129
Observation Boardwalk – Lake Itasca.....	130-131
Rabbit Park Phase II.....	132-133
Observation Deck of the Mississippi East Dolomite.....	134-135
Mississippi River Park Development – Bridge Location.....	136-137
Redevelopment of Hunters Hill.....	138-139
Trail Connections.....	140-141
Village Square Commons.....	142-143
Landscape Improvements for Parks	144-145
Mississippi River Trail West	146-147
Lake Ramsey Park	148-149
The Draw (Ball Field)	150-151
Mississippi Skyway over TH10 Near Rail Station	152-153
Multi Sports Facility.....	154-155
Alpine Park Winter Facilities	156-157
The Draw Water Quality Fountain	158-159
The Draw Grates.....	160-161
McKinley Trail Connection to Anoka.....	162-163
Lions Pavilion Improvements.....	164-165
SEWER IMPROVEMENTS.....	167
Summary of Costs.....	169
Abandon Lift Station Wildlife Sanctuary	170-171
Northeast Sanitary Sewer & Watermain Extension.....	172-173
West Mississippi Park Sewer Service	174-175
Abandon Lift Station River Pines.....	176-177
Replace Cabinet at Lift Station 1.....	178-179
Fire Station 1 Sanitary Sewer Service	180-181
Extend Sewer from Armstrong to East of Alpaca.....	182-183

SITE ACQUISITIONS.....	185
Summary of Costs.....	187
Sixth Community Park.....	188-189
Outlots A in Rivers Bluff and Reilly Estates.....	190-191
Bunker Lake Extension Prop ROW to Alpine Drive.....	192-193
Site Acquisition for Water Treatment Plant.....	194-195
Alpaca Estates Outlot	196-197
Land for Future Fire Station #4.....	198-199
STORM WATER IMPROVEMENTS.....	201
Summary of Costs.....	203
Annual Sediment Pond Cleaning.....	204-205
County Ditch #43 Cleaning.....	206-207
The COR -Bunker Lake Blvd – Armstrong to Ramsey Blvd.....	208-209
West Mississippi Outlet.....	210-211
Annual Drainage Enhancement	212-213
River Storm Water Discharge Treatment.....	214-215
Whispering Pines Estates Plat 2 Storm Sewer.....	216-217
Stormwater Drainage Improvements.....	218-219
Storm Sewer South of Bunker Lake Blvd	220-221
STREET IMPROVEMENTS.....	223
Summary of Costs.....	225
Annual Street Reconstruction Program.....	226-227
McKinley Street.....	228-229
North Highway 10 Frontage Road.....	230-231
Zeolite Roadway Improvement	232-233
The COR Bunker Lake Blvd - Armstrong Blvd – Ramsey Blvd.....	234-235
Variolite Street Alpine Drive to Ramsey Town Center.....	236-237
County Road 5/Alpine Drive Realignment.....	238-239
Single Road Access Areas.....	240-241
Veterans Drive Streetscape	242-243
River Pines Life Station Street Connection	244-245

Bunker Lake Blvd Sunwood Drive Signal.....	246-247
Bunker Lake Blvd Extension.....	248-249
167th Avenue Extension.....	250-251
Garnet Street Reconstruction.....	252-253
Riverdale Drive Extension Traprock - Armstrong.....	254-255
Reconstruct Riverdale Drive to Tungston Street.....	256-257
Construct Center Street (COR)	258-259
STREET LIGHT IMPROVEMENTS.....	261
Summary of Costs.....	263
Priority D Street Lights.....	264-265
WATER IMPROVEMENTS.....	267
Summary of Costs.....	269
WM Looping Alpine Drive (CSAH 5 to Krypton Street).....	270-271
Renovate Pumphouse #2	272-273
Complete Pumphouse #3.....	274-275
The COR Bunker Lake Blvd – Armstrong Blvd – Ramsey Blvd.....	276-277
Water Treatment Plant.....	278-279
Watermain Looping Ramsey Blvd – Armstrong Blvd.....	280-281
1.5 MG Ground Storage Reservoir.....	282-283
Well Rehabilitation.....	284-285
River Pines Life Station Water Connection.....	286-287
Fire Station 1 Extension of Water.....	288-289
Watermain Sunfish Lake Blvd.....	290-291
Refurbish Water Tower #2	292-293
Refurbish Water Tower #1	294-295
Pump House #1 Building Improvements	296-297
CASH FLOW PROJECTIONS.....	299
Business Revolving Fund.....	301
Equipment Revolving Fund.....	302
Facility Fund.....	303

Landfill Trust Fund.....	304
Lawful Gambling Fund.....	305
MSA Fund.....	306
Park Improvement Trust Fund.....	307-309
Public Improvement Revolving Fund.....	310
Sewer Utility Fund.....	311
Storm Water Management Fund.....	312
Storm Water Utility Fund.....	313
Street Light Utility Fund.....	314
Water Utility Fund.....	315
TIF Funds	
TIF District 1 (Rivers Bend)	316
TIF District 2 (Gateway)	317
TIF District 4 (Front Street)	318
TIF District 7 (B&B Carpeting)	319
TIF District 8 (Maken)	320-321
TIF District 9 (AACAP)	322-324
TIF District 10 (Sunfish Business Park).....	325
TIF District 14 (The COR).....	326

THIS PAGE INTENTIONALLY BLANK



INTRODUCTORY SECTION

THIS PAGE INTENTIONALLY BLANK

CITY OF RAMSEY
CAPITAL IMPROVEMENT/CAPITAL OUTLAY PLAN
2014-2018

Enclosed is the Ramsey Capital Improvements/Capital Outlay Plan (CIP) for the years 2014-2018. It has been prepared in an attempt to anticipate major capital expenditures in advance of the year in which they are budget requests. Further, several projects may interrelate or require other improvements prior to initiation, which would cause delays without prior planning. Additionally, projects may require budgeting over several years or receipt of funds from other sources (i.e. grants) requiring planning completion prior to the funding year. Finally, the plan enables a snapshot of the identified capital needs of the community allowing for continual prioritization of these needs.

Approval of the CIP by Council does not authorize spending or initiation of a given project. It does, however, provide a guide for the community for a whole array of private and public decision-making, impacted by public capital expenditures. Therefore, the CIP should receive ratification only if the Council perceives actions contemplated within the plan as reasonable and planned within justified time frames. It shall further be noted that initial project design of public infrastructure projects identified within this plan often begins two years or more prior to the date of construction.

The CIP is not intended to provide for precise budgeting. Capital costs are projected as estimates. Upon each update of the plan, deletions, additions, delays, or other revisions may occur, reflecting changing community needs. These changes allow for budget refinements as a particular project nears actual construction.

Capital improvements are improvements to land, streets, parks, utilities and buildings. This plan shows improvements with revenues projected from various funding sources. Improvements from the General Fund are those requiring a tax levy, referendum or similar other authority resulting in listed projects being less than certain. The other funding sources (except for intergovernmental revenue - grant funds) have increased stability over the general fund projects.

Specific information on the funding sources for each project is shown under the individual project. Cash flow projections are completed to examine the long-term stability of each fund and its ability to provide for planned expenditures.

The plan does not contain a specific designation which would denote project priorities. There is no weighting or matching of priorities between infrastructure types [streets, parks, utilities, building facilities] as each type of project generally has a funding source unique to the project type and from which funds cannot be reallocated.

Potential funding sources for capital improvement expenditures may include:

- General Funds
- Special Assessments
- General Obligation Bonds
- CIP General Obligation Bonds*
- Tax Increment Financing
- Economic Development Authority Levy
- Developer Fees
- Grants & Aids
- Utility Funds (Water, Sewer, Street Lights, Storm Water)
- Special Revenue Funds (Equipment Revolving, Lawful Gambling)
- Capital Project Funds (Facility, MSA, PIR)
- Trust Funds (Landfill, Park Improvement)
- Storm Water Levy
- Franchise Fees


**Only City Hall, Public Works facilities and Public Safety facilities may be financed with CIP General Obligation bonds under the CIP Act (Minnesota Statutes Chapter 475). Other capital improvements described in this plan as being financed under General Obligation Bonds may be financed with special assessment bonds under Minnesota Statutes, Chapter 429 and utility revenue bonds under Minnesota Statutes, Chapter 444.*

For a City to use its authority to finance expenditures under the CIP Act, it must meet the requirements provided therein. Specifically, the City Council must approve the sale of capital improvement bonds by a two-thirds vote of its membership. In addition, it must hold a public hearing for public input. Notice of such hearing must be published in the official newspaper of the City at least fourteen, but not more than twenty-eight days prior to the date of the public hearing. The City Council approves the CIP following the public hearing.

The bonds are not subject to referendum unless, within 30 days after the hearing, a petition is filed with the City Administrator signed by voters equal to at least five percent of the votes cast in the last general City election. In that event, the bonds are subject to a referendum, and may be issued only if approved by a majority of voters who vote on that question. If the referendum passes, the taxes to pay the debt service on the bonds would be levied on market value rather than tax capacity. However, if no timely petition is filed, the taxes to pay debt service are levied on tax capacity.

The CIP Act has established certain criteria that must be met. In accordance with these criteria, the City has considered the following eight points:

1. Condition of the City's infrastructure and need for the project
2. Demand for the improvement
3. Cost of the improvement
4. Availability of public resources
5. Level of overlapping debt
6. Const/benefits of alternative uses of funds
7. Operating costs of the proposed improvements
8. Options for shared facilities with other cities or local governments.



OVERVIEW SECTION

THIS PAGE INTENTIONALLY BLANK

City of Ramsey, Minnesota
Capital Improvement Program
 2014 thru 2018

FUNDING SOURCE SUMMARY

Source	2014	2015	2016	2017	2018	Total
Capital Equipment Certificates		186,900				186,900
CIP Bonding		2,491,000	8,000,000			10,491,000
City of Anoka	10,000					10,000
City of Nowthen					20,000	20,000
Equipment Revolving Fund	481,950	264,350	758,350	185,450		1,690,100
Facility Fund	140,000		25,000			165,000
Fleet Vehicles					79,800	79,800
Franchise Fee	1,700,000	1,700,000	1,700,000	1,700,000	1,700,000	8,500,000
General Fund	500,000	500,000	500,000	810,685	1,227,350	3,538,035
GO Bonding			2,700,000		4,000,000	6,700,000
Grants and Aids	2,769,369	1,750,000	2,900,000		4,440,000	11,859,369
Landfill Trust Fund					90,000	90,000
Lawful Gambling Fund	110,000	40,000			55,000	205,000
MSA	1,441,000	2,225,000		3,200,000		6,866,000
Park Improvement Trust Fund	987,000	837,000	447,000	2,355,000	9,376,000	14,002,000
Public Improvement Revolving Fund	25,000	25,000	25,000	1,375,000	80,000	1,530,000
Revenue Bonding				9,700,000	8,700,000	18,400,000
Sewer Utility Fund	262,500		170,000	1,325,000	397,000	2,154,500
Storm Water Management Fund			330,000			330,000
Storm Water Utility Fund	465,000	175,000	1,235,000	385,000	425,000	2,685,000
Street Light Utility Fund	15,000	15,000	15,000	15,000	15,000	75,000
Tax Increment Fund #1			1,235,000			1,235,000
Tax Increment Fund #14		400,000	3,500,000			3,900,000
Tax Increment Fund #4	275,000					275,000
To Be Determined			1,500,000		461,300	1,961,300
Water Utility Fund	765,000	1,032,000	735,000	3,383,000	1,450,000	7,365,000
Youth Association	40,000	250,000				290,000
GRAND TOTAL	9,986,819	11,891,250	25,775,350	24,434,135	32,516,450	104,604,004

THIS PAGE INTENTIONALLY BLANK

City of Ramsey, Minnesota
Capital Improvement Program
 2014 thru 2018

PROJECTS BY CATEGORY

Category	Project#	Priority	2014	2015	2016	2017	2018	Total
Capital Improvement Bonding Projects								
Public Works Campus Building Improvements	06-BLDG-001	6			8,000,000			8,000,000
Fire Station #2 Rebuild	10-BLDG-001	6		2,491,000				2,491,000
Capital Improvement Bonding Projects Total				2,491,000	8,000,000			10,491,000
Eqpt Replacement								
NEW PHONE SYSTEM	11-IT-001	6	105,000					105,000
IT SERVER REPLACEMENT	11-IT-002	6	7,000					7,000
IT CH FIREWALL/SWITCHES	14-IT-001	6		7,000				7,000
IT PW-STR SWITCH REPLACEMENT	14-IT-002	6		5,000				5,000
IT PW-UTI SWITCH REPLACEMENT	14-IT-003	6		8,000				8,000
IT - UPS BATTERY REPLACEMENT	14-IT-004	6		9,000				9,000
Sidewalk Maintenance Machine	ADMIN-001	6		25,000				25,000
EQPT REPLACE-FORD TAURUS-403	ADMIN-403	6					13,500	13,500
EQPT REPLACE-2006 FORD TAURUS	ADMIN-404	6					13,500	13,500
EQPT REPLACE-2005 CHEVY COLORADO	BUILD-401	6					23,000	23,000
EQPT REPLACE-2006 FORD TAURUS	BUILD-405	6					13,800	13,800
EQPT REPLACE-2006 FORD TAURUS	BUILD-406	6					16,000	16,000
EQPT REPLACE-16R SIREN	CIVIL-16R	6				22,785		22,785
EQPT REPLACE-RICOH-COPIER-3	COPY-BUILD	6			13,500			13,500
EQPT REPLACE-AFICO COPIER 2035	COPY-POLICE1	6			17,500			17,500
ELECTION EQUIPMENT	ELECT-001	6	5,850	5,850	5,850	5,850	5,850	29,250
EQPT REPLACE-GRASS TRUCK #1	FIRE-504	6				48,000		48,000
EQPT REPLACE-RESCUE TRUCK #1	FIRE-564	6			80,000			80,000
FIRE CHIEF VEHICLE	FIRE-569	6					60,000	60,000
3 SQUADS FOR 2014	POL-314	6	87,000					87,000
3 SQUADS FOR 2015	POL-315	6		103,500				103,500
3 SQUADS FOR 2016	POL-316	6			98,000			98,000
3 SQUADS FOR 2017	POL-317	6				106,500		106,500
3 SQUADS FOR 2018	POL-318	6					106,500	106,500
EQPT REPLACE-2006 CHEVY IMPALA	POL-364	6			28,500			28,500
EQPT REPLACE-2006 CHEVY IMPALA-PD CAPTAIN	POL-365	6			25,000			25,000
EQPT REPLACE-2007 CHEVY IMPALA	POL-375	6				26,000		26,000
REPLACEMENT OF 2004 ARTIC CATATV W/PLOW	POL-387	6		11,000				11,000
REPLACEMENT OF 2004 POLARIS ATV W/PLOW	POL-388	6			11,000			11,000
EQPT REPLACE-2001 RADAR TRAILER	POL-RDR	6		15,000				15,000
EQPT REPLACE-2004 PULL BEHIND PTO MOWER	PW-004	6			24,000			24,000
EQPT REPLACE-2006 NEW MOWING PACKAGE	PW-008	6	36,000					36,000

Category	Project#	Priority	2014	2015	2016	2017	2018	Total
EQPT REPLACE-2006 TANDEM PLOW TRUCK	PW-009	6					175,000	175,000
EQPT REPLACE-BUCKET/BOOM TRUCK	PW-015	6					100,000	100,000
EQPT REPLACE-MOBILE AIR COMPRESSOR	PW-016	6					65,000	65,000
EQPT REPLACE-ENGINEER VEHICLE 2	PW-402	6					28,000	28,000
EQPT REPLACE-2006 ENGINEER CAR	PW-407	6					23,000	23,000
EQPT REPLACE-1996 CASE LOADER W/PLOW & WING	PW-601	6			186,000			186,000
EQPT REPLACE-1984 JOHN DEERE TRACTOR 4x4	PW-611	6	54,200					54,200
EQPT REPLACE-1991 CHIPPER	PW-619	6			22,000			22,000
EQPT REPLACE-1999 STERLING SNOWPLOW TRUCK	PW-632	6	186,900					186,900
EQPT REPLACE-2001 JOHN DEERE MOWER	PW-635	6		20,000				20,000
EQPT REPLACE-2002 SNOWPLOW TRUCK	PW-636	6			186,000			186,000
EQPT REPLACE-2002 3/4 TON TRUCK 4x4 (WATER DEPT)	PW-637	6	45,000					45,000
EQPT REPLACE-ENGINEERING VEHICLE	PW-638	6		35,000				35,000
EQPT REPLACE-2003 MULE	PW-639	6		20,000				20,000
EQPT REPLACE-2003 1 TON TRUCK 4x4	PW-640	6			61,000			61,000
EQPT REPLACE-ELGIN SWEEPER (STORM WATER DEPT)	PW-642	6				180,000		180,000
EQPT REPLACE-2004 SNOWPLOW TRUCK	PW-644	6				186,000		186,000
EQPT REPLACE-2004 TOOL CAT	PW-645	6				54,000		54,000
EQPT REPLACE-2005 3/4 TON TRUCK 4x4 W/PLOW	PW-651	6				47,000		47,000
EQPT REPLACE-2005 UTILITY TRUCK	PW-652	6				50,000		50,000
EQPT REPLACE-3/4 TON 4x4 TRUCK	PW-653	6					43,000	43,000
EQPT REPLACE-2006 3/4 TON TRUCK 2x4	PW-654	6					22,000	22,000
EQPT REPLACE-SIDEWALK MAINTENANCE MACHINE	PW-655	6					99,000	99,000
SNOW PLOW TRUCK - SINGLE AXLE W/PLOW	PW-656	6		186,900				186,900
1-TON TRUCK WITH BOOM (WATER DEPT)	PW-677	6	49,000					49,000
Eqpt Replacement Total			575,950	451,250	758,350	726,135	807,150	3,318,835

Municipal Building

Community Center Construction	04-BLDG-002	6					4,000,000	4,000,000
Old Town Hall Restoration	08-BLDG-005	6					221,300	221,300
Sprinkler System @ Fire Station #1	10-BLDG-004	6			25,000			25,000
RESURFACE PD GARAGE FLOOR	14-BLDG-001	6	15,000					15,000
Parking Ramp Storage Room	14-BLDG-002	6	25,000					25,000
Municipal Building Total			40,000		25,000		4,221,300	4,286,300

Park Improvement

Elmcrest Creek Trail to Central Park	04-PARK-002	5					300,000	300,000
Elmcrest Park Entrance & Signage	04-PARK-003	6	50,000					50,000
Ford Brook Park Playground Equipment	04-PARK-006	6					70,000	70,000
Lake Itasca Community Park	04-PARK-007	6			400,000	400,000	400,000	1,200,000
Trott Brook Trail Corridor	04-PARK-014	5					4,015,000	4,015,000
Drinking Fountains/Misting Station	06-PARK-002	6	7,000	7,000	7,000			21,000
Community Building & Playground for Elmcrest Park	06-PARK-005	6	815,000					815,000
Redevelopment of Central Park	06-PARK-008	6		775,000				775,000

Category	Project#	Priority	2014	2015	2016	2017	2018	Total
Irrigation for Titterud Park	06-PARK-010	6					76,000	76,000
Observation boardwalk - Lake Itasca	06-PARK-011	6		40,000				40,000
Rabbit Park Phase Two	06-PARK-012	6					125,000	125,000
Observation deck on the Mississippi east Dolomite	06-PARK-015	6					55,000	55,000
Mississippi River Park Development-Bridge location	06-PARK-016	6				750,000		750,000
Redevelopment of Hunters Hill	06-PARK-017	5					500,000	500,000
Trail Connections	06-PARK-019	6	300,000	400,000				700,000
Village Square Commons	07-PARK-001	6			3,000,000			3,000,000
Landscape Improvements for Parks	08-PARK-001	6	5,000	5,000	5,000	5,000	5,000	25,000
Mississippi River Trail West	08-PARK-002	6		1,650,000				1,650,000
Lake Ramsey Park	08-PARK-004	6					4,000,000	4,000,000
The Draw (Ballfield Area)	08-PARK-005	6				1,200,000		1,200,000
Mississippi Skyway over TH10 Near rail Station	08-PARK-008	6			2,600,000			2,600,000
Multi-Sports Facility	09-PARK-001	6					475,000	475,000
Alpine Park Winter Facilities	11-PARK-003	6					2,500,000	2,500,000
The Draw Water Quality Fountains	12-PARK-004	6	15,000					15,000
The Draw Grates	12-PARK-006	6	10,000					10,000
McKinley Trail Connection to Anoka	12-PARK-008	6	20,000					20,000
Lions Pavilion Improvements	14-PARK-001	6	10,000					10,000
Park Improvement Total			1,232,000	2,877,000	6,012,000	2,355,000	12,521,000	24,997,000

Sewer Utility Improvement

Abandon Liftstation Wildlife Sanctuary	04-SEW-001	6					352,000	352,000
Northeast Sanitary Sewer & Watermain Ext	05-SEW-001	6				1,300,000		1,300,000
West Mississippi Park Sewer Service	08-SEW-002	6			170,000			170,000
Abandon Lift Station River Pines	08-SEW-004	6					45,000	45,000
Replace Cabinet at Lift Station 1	12-SEW-001	6	40,000					40,000
Fire Station 1 Sanitary Sewer Service	12-SEW-002	6	20,000					20,000
Extend Sewer from Armstrong to East of Alpaca	12-SEW-003	6	202,500					202,500
Sewer Utility Improvement Total			262,500		170,000	1,300,000	397,000	2,129,500

Site Acquisition

Sixth Community Park (north central Ramsey)	06-ACQ-001	6					1,000,000	1,000,000
Acquire outlots "A" in Rivers Bluff and Reilly Est	06-ACQ-002	5					20,000	20,000
Bunker Lake Extension Prop ROW to Alpine Drive	07-ACQ-003	6			1,500,000			1,500,000
Site Acquisition for Water Treatment Plant	07-ACQ-004	6		1,000,000				1,000,000
Alpaca Estates Outlot	08-ACQ-002	6			35,000			35,000
Land for Future Fire Station #4	09-ACQ-006	6	100,000					100,000
Site Acquisition Total			100,000	1,000,000	1,535,000		1,020,000	3,655,000

Storm Water Utility Improvement

Annual Sediment Pond Cleaning	04-STRM-004	6	25,000	25,000	25,000	25,000	25,000	125,000
County Ditch #43 Cleaning	04-STRM-005	6			150,000			150,000
COR Bunker Lake Blvd (Armstrong to Ramsey Blvd)	04-STRM-011	6			560,000			560,000
West Mississippi Outlet	04-STRM-014	5					250,000	250,000
Annual Drainage Enhancements	11-STRM-001	6	75,000	75,000	75,000	75,000	75,000	375,000

Category	Project#	Priority	2014	2015	2016	2017	2018	Total
River Storm Water Discharge Treatment	11-STRM-002	6	75,000	75,000	75,000	75,000	75,000	375,000
Whispering Pines Estates Plat 2 Storm Sewer	11-STRM-003	6			330,000			330,000
Stormwater Drainage Improvements	12-STRM-001	6	30,000		350,000	30,000		410,000
Storm Sewer South of Bunker Lake Blvd	13-STRM-001	6	250,000					250,000
Storm Water Utility Improvement Total			455,000	175,000	1,565,000	205,000	425,000	2,825,000

Street Improvement

Annual Street Reconstruction Program	04-STR-001	6	1,000,000	2,200,000	2,200,000	2,200,000	2,200,000	9,800,000
McKinley Street	04-STR-006	6			1,235,000			1,235,000
North Highway 10 Frontage Road	04-STR-007	5					440,000	440,000
Zeolite Roadway Improvements	04-STR-012	6		400,000				400,000
COR Bunker Lake Blvd (Armstrong to Ramsey Blvd)	04-STR-014	6			3,500,000			3,500,000
Variolite Street (Alpine Dr. to Ramsey Town Ctr.)	04-STR-018	6				1,700,000		1,700,000
County Road 5/Alpine Drive Realignment & Signals	06-STR-002	6	1,567,000					1,567,000
Single Road Access Areas	06-STR-003	6	25,000	25,000	25,000	25,000	25,000	125,000
Veterans Drive Streetscape	08-STR-002	5					240,000	240,000
River Pines Lift Station Street Connection	08-STR-005	6					55,000	55,000
Bunker Lake Blvd Sunwood Drive Signal	12-STR-001	6		225,000				225,000
Bunker Lake Blvd Extension	12-STR-003	6		2,000,000				2,000,000
167th Avenue Extension	12-STR-004	6				1,500,000		1,500,000
Garnet Street Reconstruction	12-STR-005	6	1,200,000					1,200,000
Riverdale Drive Extension Traprock - Armstrong	12-STR-007	6	2,168,000					2,168,000
Reconstruct Riverdale Drive to Tungston Street	12-STR-008	6				1,350,000		1,350,000
Construct Center Street (COR)	14-STR-001	6	650,369					650,369
Street Improvement Total			6,610,369	4,850,000	6,960,000	6,775,000	2,960,000	28,155,369

Street Light Utility Improvement

Priority D Street Lights	05-STLT-001	6	15,000	15,000	15,000	15,000	15,000	75,000
Street Light Utility Improvement Total			15,000	15,000	15,000	15,000	15,000	75,000

Water Utility Improvement

WM Looping: Alpine Dr. (CSAH 5 to Krypton St.)	04-WTR-001	6	100,000					100,000
Renovate Pump House 2	04-WTR-004	5					49,000	49,000
Complete Pump House 3	04-WTR-005	6					60,000	60,000
The COR Bunker Lake Blvd (Armstrong - Ramsey Blvd)	04-WTR-009	6			350,000			350,000
Water Treatment Plant Construction	04-WTR-017	6				9,700,000	8,700,000	18,400,000
Watermain Looping: (Ramsey Blvd to Armstrong Blvd)	04-WTR-018	6	521,000					521,000
1.5 MG Ground Storage Reservoir	05-WTR-004	6				2,000,000		2,000,000
Well Rehabilitation & Pump Replacement	07-WTR-001	6	30,000	32,000	35,000	38,000	41,000	176,000
River Pines Lift Station Water Connection	08-WTR-003	6				20,000		20,000
Fire Station #1 Extension of Water	11-WTR-003	6	25,000					25,000
Watermain Sunfish Lk Blvd	12-WTR-001	6			350,000			350,000
REFURBISH WATER TOWER #2	14-WTR-001	6				1,300,000		1,300,000
REFURBISH WATER TOWER #1	14-WTR-002	6					1,300,000	1,300,000
PUMP HOUSE #1 BUILDING REPAIRS	14-WTR-003	6	20,000					20,000

Category	Project#	Priority	2014	2015	2016	2017	2018	Total
Water Utility Improvement Total			696,000	32,000	735,000	13,058,000	10,150,000	24,671,000
GRAND TOTAL			9,986,819	11,891,250	25,775,350	24,434,135	32,516,450	104,604,004


THIS PAGE INTENTIONALLY BLANK

City of Ramsey, Minnesota
Capital Improvement Program
 2014 thru 2018

DEPARTMENT SUMMARY

Department	2014	2015	2016	2017	2018	Total
Capital Impr Bonding Projects		2,491,000	8,000,000			<i>10,491,000</i>
Eqpt Replacement	575,950	451,250	758,350	726,135	807,150	<i>3,318,835</i>
Municipal Buildings	40,000		25,000		4,221,300	<i>4,286,300</i>
Park Improvements	1,232,000	2,877,000	6,012,000	2,355,000	12,521,000	<i>24,997,000</i>
Sewer Utility	262,500		170,000	1,300,000	397,000	<i>2,129,500</i>
Site Acquisitions	100,000	1,000,000	1,535,000		1,020,000	<i>3,655,000</i>
Stormwater Utility	455,000	175,000	1,565,000	205,000	425,000	<i>2,825,000</i>
Street Improvements	6,610,369	4,850,000	6,960,000	6,775,000	2,960,000	<i>28,155,369</i>
Street Light Utility	15,000	15,000	15,000	15,000	15,000	<i>75,000</i>
Water Utility	696,000	32,000	735,000	13,058,000	10,150,000	<i>24,671,000</i>
TOTAL	9,986,819	11,891,250	25,775,350	24,434,135	32,516,450	<i>104,604,004</i>

THIS PAGE INTENTIONALLY BLANK



CAPITAL IMPROVEMENT BONDING

THIS PAGE INTENTIONALLY BLANK

City of Ramsey, Minnesota
Capital Improvement Program
 2014 thru 2018

PROJECTS BY CATEGORY

Category	Project#	Priority	2014	2015	2016	2017	2018	Total
Capital Improvement Bonding Projects								
Public Works Campus Building Improvements	06-BLDG-001	6			8,000,000			<i>8,000,000</i>
Fire Station #2 Rebuild	10-BLDG-001	6		2,491,000				<i>2,491,000</i>
Capital Improvement Bonding Projects Total				2,491,000	8,000,000			<i>10,491,000</i>
GRAND TOTAL				2,491,000	8,000,000			<i>10,491,000</i>

Capital Improvement Program

2014 *thru* 2018

City of Ramsey, Minnesota

Department Capital Impr Bonding Projects

Contact

Type Buildings

Useful Life 50 Years

Category Capital Improvement Bonding

Priority 6-Planned

Status Active

Total Project Cost: \$11,000,000

Project #	06-BLDG-001
Project Name	Public Works Campus Building Improvements

Description

This project contemplates acquisition of 25 acres for a new public works campus and construction of the first phase of buildings to serve the needs of the community. The 2006 salt storage building can be relocated to the site.

CIP Act Criteria:

1. Conditions of City Infrastructure and Need for the Project:
The present public works site is landlocked and current size cannot be expanded to meet expected future growth.
2. Demand for Improvement:
As described above, the site doesn't meet the needs of the future.
3. Costs of the Improvement:
Land : \$3,000,000
Building: \$8,000,000
4. Availability of Public Resources:
The project may be funded by a combination of general property tax levy and available resources on hand. In addition, the bonds would be secured by the City's full faith and credit.
5. Relative Costs and Benefits of Alternative Uses of the Funds:
There are no significant alternatives for funds designated for this project.
6. Operating Costs of the Proposed Investments:
There would be no operating costs for the first five years. The land will be held and developed as growth occurs.
7. Options for Shared Facilities with Other Cities or Local Government:
Not applicable; the site currently exists and is located next to current PW facility.
8. Level of Overlapping Debt:

Justification

The City population is projected to continue to grow. Staff has polled other municipalities that are currently the size of Ramsey's projected growth. This proposed area is the median size for a public works campus. The present campus is land locked and cannot be expanded to meet this median size. This project anticipates land acquisition and the start of a public works campus that can grow as the city grows.

Prior	Expenditures	2014	2015	2016	2017	2018	Total
3,000,000	Building Cost/Construction			8,000,000			8,000,000
Total	Total			8,000,000			8,000,000

Prior	Funding Sources	2014	2015	2016	2017	2018	Total
3,000,000	CIP Bonding			8,000,000			8,000,000
Total	Total			8,000,000			8,000,000

Capital Improvement Program
City of Ramsey, Minnesota

2014 thru 2018

Department Capital Impr Bonding Projects

Contact

Project # 06-BLDG-001
Project Name Public Works Campus Building Improvements



Capital Improvement Program

2014 *thru* 2018

City of Ramsey, Minnesota

Department Capital Impr Bonding Projects

Contact

Type Buildings

Useful Life 50 Years

Category Capital Improvement Bonding

Priority 6-Planned

Status Active

Total Project Cost: \$2,581,000

Project #	10-BLDG-001
Project Name	Fire Station #2 Rebuild

Description

This project encompasses the rebuilding of the current Fire Station #2. Planned location for new construction is along Alpine Dr. Project cost does not include demo of old city hall and police station.

CIP Act Criteria:

1. Conditions of City Infrastructure and Need for the Project: Currently the building has been scheduled for replacement due to the current condition not meeting the needs of a fire station. Also the current building and property are being actively marketed for demolition/rebuild for a willing buyer.
2. Demand for Improvement: Current facility has many issues including inadequate space, HVAC system needs, domestic water problems, etc. A 2.4 acre site adjacent to this property has been chosen as a replacement site.
3. Costs of the Improvement:
Land/Building/Construction: \$2,491,000
4. Availability of Public Resources: The project may be funded by a combination of general property tax levy and available resources on hand. In addition, the bonds would be secured by the City's full faith and credit.
5. Relative Costs and Benefits of Alternative Uses of the Funds: There are no significant alternatives for funds designated for this project.
6. Operating Costs of the Proposed Investments: Operating costs will be comparable or less than the current building largely due to heating/cooling systems being more efficient than the current site. Also, much smaller square footage will be involved with a new building verse heating and cooling the entire "old city hall".
7. Options for Shared Facilities with Other Cities or Local Government: Options for mutal use include a planned space for police patrol to use as a report writing location. Also, future may see ambulance service staging from this location.
8. Level of Overlapping Debt:

Justification

Too little space, unsafe condition in old fire station, on-going problems with HVAC systems, water problems in parts of building.

Prior	Expenditures	2014	2015	2016	2017	2018	Total
90,000	Building Cost/Construction		2,241,000				2,241,000
Total	Furnishings/Equipment		110,000				110,000
	Other		140,000				140,000
	Total		2,491,000				2,491,000

Prior	Funding Sources	2014	2015	2016	2017	2018	Total
90,000	CIP Bonding		2,491,000				2,491,000
Total	Total		2,491,000				2,491,000

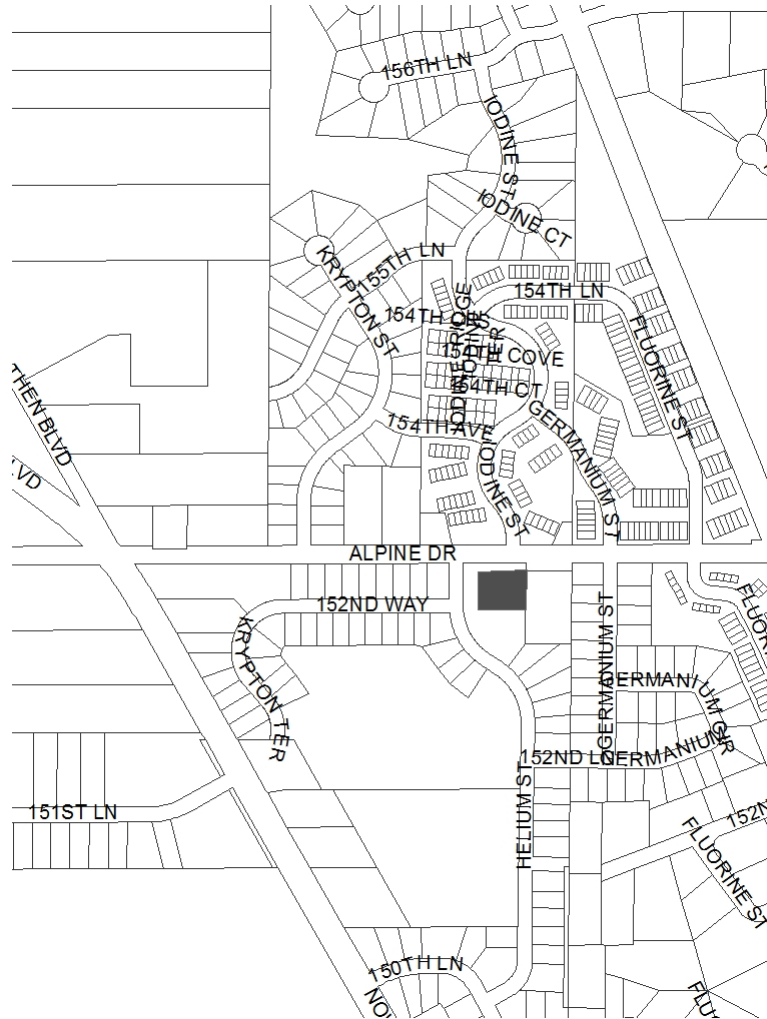
Capital Improvement Program
City of Ramsey, Minnesota

2014 *thru* 2018


Department Capital Impr Bonding Projects

Contact

Project #	10-BLDG-001
Project Name	Fire Station #2 Rebuild



THIS PAGE INTENTIONALLY BLANK



EQUIPMENT REPLACEMENT

THIS PAGE INTENTIONALLY BLANK

City of Ramsey, Minnesota
Capital Improvement Program
 2014 thru 2018

PROJECTS BY CATEGORY

Category	Project#	Priority	2014	2015	2016	2017	2018	Total
Eqpt Replacement								
NEW PHONE SYSTEM	11-IT-001	6	105,000					105,000
IT SERVER REPLACEMENT	11-IT-002	6	7,000					7,000
IT CH FIREWALL/SWITCHES	14-IT-001	6		7,000				7,000
IT PW-STR SWITCH REPLACEMENT	14-IT-002	6		5,000				5,000
IT PW-UTI SWITCH REPLACEMENT	14-IT-003	6		8,000				8,000
IT - UPS BATTERY REPLACEMENT	14-IT-004	6		9,000				9,000
Sidewalk Maintenance Machine	ADMIN-001	6		25,000				25,000
EQPT REPLACE-FORD TAURUS-403	ADMIN-403	6					13,500	13,500
EQPT REPLACE-2006 FORD TAURUS	ADMIN-404	6					13,500	13,500
EQPT REPLACE-2005 CHEVY COLORADO	BUILD-401	6					23,000	23,000
EQPT REPLACE-2006 FORD TAURUS	BUILD-405	6					13,800	13,800
EQPT REPLACE-2006 FORD TAURUS	BUILD-406	6					16,000	16,000
EQPT REPLACE-16R SIREN	CIVIL-16R	6				22,785		22,785
EQPT REPLACE-RICOH-COPIER-3	COPY-BUILD	6			13,500			13,500
EQPT REPLACE-AFICO COPIER 2035	COPY-POLICE1	6			17,500			17,500
ELECTION EQUIPMENT	ELECT-001	6	5,850	5,850	5,850	5,850	5,850	29,250
EQPT REPLACE-GRASS TRUCK #1	FIRE-504	6				48,000		48,000
EQPT REPLACE-RESCUE TRUCK #1	FIRE-564	6			80,000			80,000
FIRE CHIEF VEHICLE	FIRE-569	6					60,000	60,000
3 SQUADS FOR 2014	POL-314	6	87,000					87,000
3 SQUADS FOR 2015	POL-315	6		103,500				103,500
3 SQUADS FOR 2016	POL-316	6			98,000			98,000
3 SQUADS FOR 2017	POL-317	6				106,500		106,500
3 SQUADS FOR 2018	POL-318	6					106,500	106,500
EQPT REPLACE-2006 CHEVY IMPALA	POL-364	6			28,500			28,500
EQPT REPLACE-2006 CHEVY IMPALA-PD CAPTAIN	POL-365	6			25,000			25,000
EQPT REPLACE-2007 CHEVY IMPALA	POL-375	6				26,000		26,000
REPLACEMENT OF 2004 ARTIC CATATV W/PLOW	POL-387	6		11,000				11,000
REPLACEMENT OF 2004 POLARIS ATV W/PLOW	POL-388	6			11,000			11,000
EQPT REPLACE-2001 RADAR TRAILER	POL-RDR	6		15,000				15,000
EQPT REPLACE-2004 PULL BEHIND PTO MOWER	PW-004	6			24,000			24,000
EQPT REPLACE-2006 NEW MOWING PACKAGE	PW-008	6	36,000					36,000
EQPT REPLACE-2006 TANDEM PLOW TRUCK	PW-009	6					175,000	175,000
EQPT REPLACE-BUCKET/BOOM TRUCK	PW-015	6					100,000	100,000
EQPT REPLACE-MOBILE AIR COMPRESSOR	PW-016	6					65,000	65,000
EQPT REPLACE-ENGINEER VEHICLE 2	PW-402	6					28,000	28,000
EQPT REPLACE-2006 ENGINEER CAR	PW-407	6					23,000	23,000
EQPT REPLACE-1996 CASE LOADER W/PLOW & WING	PW-601	6			186,000			186,000

Category	Project#	Priority	2014	2015	2016	2017	2018	Total
EQPT REPLACE-1984 JOHN DEERE TRACTOR 4x4	PW-611	6	54,200					54,200
EQPT REPLACE-1991 CHIPPER	PW-619	6			22,000			22,000
EQPT REPLACE-1999 STERLING SNOWPLOW TRUCK	PW-632	6	186,900					186,900
EQPT REPLACE-2001 JOHN DEERE MOWER	PW-635	6		20,000				20,000
EQPT REPLACE-2002 SNOWPLOW TRUCK	PW-636	6			186,000			186,000
EQPT REPLACE-2002 3/4 TON TRUCK 4x4 (WATER DEPT)	PW-637	6	45,000					45,000
EQPT REPLACE-ENGINEERING VEHICLE	PW-638	6		35,000				35,000
EQPT REPLACE-2003 MULE	PW-639	6		20,000				20,000
EQPT REPLACE-2003 1 TON TRUCK 4x4	PW-640	6			61,000			61,000
EQPT REPLACE-ELGIN SWEEPER (STORM WATER DEPT)	PW-642	6				180,000		180,000
EQPT REPLACE-2004 SNOWPLOW TRUCK	PW-644	6				186,000		186,000
EQPT REPLACE-2004 TOOL CAT	PW-645	6				54,000		54,000
EQPT REPLACE-2005 3/4 TON TRUCK 4x4 W/PLOW	PW-651	6				47,000		47,000
EQPT REPLACE-2005 UTILITY TRUCK	PW-652	6				50,000		50,000
EQPT REPLACE-3/4 TON 4x4 TRUCK	PW-653	6					43,000	43,000
EQPT REPLACE-2006 3/4 TON TRUCK 2x4	PW-654	6					22,000	22,000
EQPT REPLACE-SIDEWALK MAINTENANCE MACHINE	PW-655	6					99,000	99,000
SNOW PLOW TRUCK - SINGLE AXLE W/PLOW	PW-656	6		186,900				186,900
1-TON TRUCK WITH BOOM (WATER DEPT)	PW-677	6	49,000					49,000
Eqpt Replacement Total			575,950	451,250	758,350	726,135	807,150	3,318,835
GRAND TOTAL			575,950	451,250	758,350	726,135	807,150	3,318,835

Capital Improvement Program

2014 *thru* 2018

City of Ramsey, Minnesota

Department Eqpt Replacement

Contact

Type Equipment

Useful Life 5 Years

Category Eqpt Replacement

Priority 6-Planned

Status Active

Total Project Cost: \$105,000

Project # 11-IT-001
Project Name NEW PHONE SYSTEM

Description

Replace phone system at Municipal Center

Justification

The current phone system was purchased in 2001. It is reaching its end of useful life cycle and will no longer be supported. The current system is a hybrid of switch technology and IP phones. The ideal solution would be to change to all IP technology to keep up with current industry standards.

Expenditures	2014	2015	2016	2017	2018	Total
Furnishings/Equipment	105,000					105,000
Total	105,000					105,000

Funding Sources	2014	2015	2016	2017	2018	Total
Equipment Revolving Fund	105,000					105,000
Total	105,000					105,000

Capital Improvement Program

2014 *thru* 2018

City of Ramsey, Minnesota

Department Eqpt Replacement

Contact

Type Eqpt Replacement

Useful Life 3

Category Eqpt Replacement

Priority 6-Planned

Status Active

Total Project Cost: \$7,000

Project # 11-IT-002
Project Name IT SERVER REPLACEMENT

Description

Install new server to replace RA-CMS for police.

Justification

This serves as the repository for all squad car video cameras. The current server has reached its end of support.

Expenditures	2014	2015	2016	2017	2018	Total
Furnishings/Equipment	7,000					7,000
Total	7,000					7,000

Funding Sources	2014	2015	2016	2017	2018	Total
Equipment Revolving Fund	7,000					7,000
Total	7,000					7,000

Capital Improvement Program

2014 *thru* 2018

City of Ramsey, Minnesota

Department Eqpt Replacement

Contact

Type Eqpt Replacement

Useful Life 3

Category Eqpt Replacement

Priority 6-Planned

Status Active

Total Project Cost: \$7,000

Project # 14-IT-001
Project Name IT CH FIREWALL/SWITCHES

Description

Replacement of existing firewalls and data switches at municipal center.

Justification

Our firewall and data switches are in need of replacement. The equipment currently in place is over six years old and is approaching their expected useful life. Upgrading this equipment will improve the city's network infrastructure, allowing us to utilize faster speeds to increase productivity as well as safeguard us against unexpected failure from aging equipment.

Expenditures	2014	2015	2016	2017	2018	Total
Furnishings/Equipment		7,000				7,000
Total		7,000				7,000

Funding Sources	2014	2015	2016	2017	2018	Total
Equipment Revolving Fund		7,000				7,000
Total		7,000				7,000

Capital Improvement Program

2014 *thru* 2018

City of Ramsey, Minnesota

Department Eqpt Replacement

Contact

Type Eqpt Replacement

Useful Life 3

Category Eqpt Replacement

Priority 6-Planned

Status Active

Total Project Cost: \$5,000

Project #	14-IT-002
Project Name	IT PW-STR SWITCH REPLACEMENT

Description
Replacement of existing firewalls and data switches at public works facility

Justification
Our firewall and data switches are in need of replacement. The equipment currently in place is over six years old and is approaching their expected useful life. Upgrading this equipment will improve the city's network infrastructure, allowing us to utilize faster speeds to increase productivity as well as safeguard us against unexpected failure from aging equipment.

Expenditures	2014	2015	2016	2017	2018	Total
Furnishings/Equipment		5,000				5,000
Total		5,000				5,000

Funding Sources	2014	2015	2016	2017	2018	Total
Equipment Revolving Fund		5,000				5,000
Total		5,000				5,000

Capital Improvement Program

2014 *thru* 2018

City of Ramsey, Minnesota

Department Eqpt Replacement

Contact

Type Eqpt Replacement

Useful Life 3

Category Eqpt Replacement

Priority 6-Planned

Status Active

Total Project Cost: \$8,000

Project # 14-IT-003
Project Name IT PW-UTI SWITCH REPLACEMENT

Description

Replacement of existing firewalls and data switches at MAIN public works facility

Justification

Our firewall and data switches are in need of replacement. The equipment currently in place is over six years old and is approaching their expected useful life. Upgrading this equipment will improve the city's network infrastructure, allowing us to utilize faster speeds to increase productivity as well as safeguard us against unexpected failure from aging equipment.

Expenditures	2014	2015	2016	2017	2018	Total
Furnishings/Equipment		8,000				8,000
Total		8,000				8,000

Funding Sources	2014	2015	2016	2017	2018	Total
Equipment Revolving Fund		8,000				8,000
Total		8,000				8,000

Capital Improvement Program

2014 *thru* 2018

City of Ramsey, Minnesota

Department Eqpt Replacement

Contact

Type Eqpt Replacement

Useful Life 3

Category Eqpt Replacement

Priority 6-Planned

Status Active

Total Project Cost: \$9,000

Project # 14-IT-004
Project Name IT - UPS BATTERY REPLACEMENT

Description

The UPS is the city's battery backup in case of a power outage. The UPS resides in the server room and would provide electrical power until outside generators fire up.

Justification

The UPS system requires its batteries to be replaced every several years as part of maintenance. This is to ensure that in the event of an outage the system's batteries are able to sustain the load of the city's internal systems.

Expenditures	2014	2015	2016	2017	2018	Total
Furnishings/Equipment		9,000				9,000
Total		9,000				9,000

Funding Sources	2014	2015	2016	2017	2018	Total
Equipment Revolving Fund		9,000				9,000
Total		9,000				9,000

Capital Improvement Program

2014 *thru* 2018

City of Ramsey, Minnesota

Department Eqpt Replacement

Contact

Type Eqpt Replacement

Useful Life 6

Category Eqpt Replacement

Priority 6-Planned

Status Active

Total Project Cost: \$25,000

Project # ADMIN-001
Project Name Sidewalk Maintenance Machine

Description

Replace Current Admin Sidewalk machine purchased used from Andover in 2007.

Justification

Expenditures	2014	2015	2016	2017	2018	Total
Furnishings/Equipment		25,000				25,000
Total		25,000				25,000

Funding Sources	2014	2015	2016	2017	2018	Total
Equipment Revolving Fund		25,000				25,000
Total		25,000				25,000

Capital Improvement Program

2014 *thru* 2018

City of Ramsey, Minnesota

Department Eqpt Replacement

Contact

Type Eqpt Replacement

Useful Life 5 Years

Category Eqpt Replacement

Priority 6-Planned

Status Active

Total Project Cost: \$13,500

Project # ADMIN-403
Project Name EQPT REPLACE-FORD TAURUS-403

Description

2005 FORD TAURUS \$11,268.25 Accum Depr: \$11,268.25
 Asset # 2087

Justification

Expenditures	2014	2015	2016	2017	2018	Total
Furnishings/Equipment					13,500	13,500
Total					13,500	13,500

Funding Sources	2014	2015	2016	2017	2018	Total
Fleet Vehicles					13,500	13,500
Total					13,500	13,500

Capital Improvement Program

2014 *thru* 2018

City of Ramsey, Minnesota

Department Eqpt Replacement

Contact

Type Eqpt Replacement

Useful Life 8

Category Eqpt Replacement

Priority 6-Planned

Status Active

Total Project Cost: \$13,500

Project # ADMIN-404
Project Name EQPT REPLACE-2006 FORD TAURUS

Description

Asset # 2135

Justification

Expenditures	2014	2015	2016	2017	2018	Total
Furnishings/Equipment					13,500	13,500
Total					13,500	13,500

Funding Sources	2014	2015	2016	2017	2018	Total
Fleet Vehicles					13,500	13,500
Total					13,500	13,500

Capital Improvement Program

2014 *thru* 2018

City of Ramsey, Minnesota

Department Eqpt Replacement

Contact

Type Eqpt Replacement

Useful Life 7 Years

Category Eqpt Replacement

Priority 6-Planned

Status Active

Total Project Cost: \$23,000

Project # BUILD-401
Project Name EQPT REPLACE-2005 CHEVY COLORADO

Description

2005 CHEVY COLORADO
 Acquired: 4/14/05 \$25,105.07
 Asset # 2076

Justification

Expenditures	2014	2015	2016	2017	2018	Total
Furnishings/Equipment					23,000	23,000
Total					23,000	23,000

Funding Sources	2014	2015	2016	2017	2018	Total
General Fund					23,000	23,000
Total					23,000	23,000

Capital Improvement Program

2014 *thru* 2018

City of Ramsey, Minnesota

Department Eqpt Replacement

Contact

Type Eqpt Replacement

Useful Life 5 Years

Category Eqpt Replacement

Priority 6-Planned

Status Active

Total Project Cost: \$13,800

Project #	BUILD-405
Project Name	EQPT REPLACE-2006 FORD TAURUS

Description
Asset # 2136

Justification

Expenditures	2014	2015	2016	2017	2018	Total
Furnishings/Equipment					13,800	13,800
Total					13,800	13,800

Funding Sources	2014	2015	2016	2017	2018	Total
Fleet Vehicles					13,800	13,800
Total					13,800	13,800

Capital Improvement Program

2014 *thru* 2018

City of Ramsey, Minnesota

Department Eqpt Replacement

Contact

Type Eqpt Replacement

Useful Life 8

Category Eqpt Replacement

Priority 6-Planned

Status Active

Total Project Cost: \$16,000

Project #	BUILD-406
Project Name	EQPT REPLACE-2006 FORD TAURUS

Description
Asset # 2137

Justification

Expenditures	2014	2015	2016	2017	2018	Total
Furnishings/Equipment					16,000	16,000
Total					16,000	16,000

Funding Sources	2014	2015	2016	2017	2018	Total
Fleet Vehicles					16,000	16,000
Total					16,000	16,000

Capital Improvement Program

2014 *thru* 2018

City of Ramsey, Minnesota

Department Eqpt Replacement

Contact

Type Eqpt Replacement

Useful Life 10

Category Eqpt Replacement

Priority 6-Planned

Status Active

Total Project Cost: \$22,785

Project # CIVIL-16R
Project Name EQPT REPLACE-16R SIREN

Description

Bunker/Azurite

Justification

Expenditures	2014	2015	2016	2017	2018	Total
Furnishings/Equipment				22,785		22,785
Total				22,785		22,785

Funding Sources	2014	2015	2016	2017	2018	Total
General Fund				22,785		22,785
Total				22,785		22,785

Capital Improvement Program

2014 *thru* 2018

City of Ramsey, Minnesota

Department Eqpt Replacement

Contact

Type Eqpt Replacement

Useful Life 6

Category Eqpt Replacement

Priority 6-Planned

Status Active

Total Project Cost: \$13,500

Project # COPY-BUILD
Project Name EQPT REPLACE-RICOH-COPIER-3

Description

Date Acquired: 8/31/04 \$11,708.88
 Asset # 1989

Justification

Expenditures	2014	2015	2016	2017	2018	Total
Furnishings/Equipment			13,500			13,500
Total			13,500			13,500

Funding Sources	2014	2015	2016	2017	2018	Total
Equipment Revolving Fund			13,500			13,500
Total			13,500			13,500

Capital Improvement Program

2014 *thru* 2018

City of Ramsey, Minnesota

Department Eqpt Replacement

Contact

Type Eqpt Replacement

Useful Life 12

Category Eqpt Replacement

Priority 6-Planned

Status Active

Total Project Cost: \$17,500

Project # COPY-POLICE1
Project Name EQPT REPLACE-AFICO COPIER 2035

Description

Justification

Expenditures	2014	2015	2016	2017	2018	Total
Furnishings/Equipment			17,500			17,500
Total			17,500			17,500

Funding Sources	2014	2015	2016	2017	2018	Total
Equipment Revolving Fund			17,500			17,500
Total			17,500			17,500

Capital Improvement Program

2014 *thru* 2018

City of Ramsey, Minnesota

Department Eqpt Replacement

Contact

Type Equipment

Useful Life

Category Eqpt Replacement

Priority 6-Planned

Status Active

Total Project Cost: \$35,100

Project # ELECT-001
Project Name ELECTION EQUIPMENT

Description

Purchase elections equipment at an approximate cost of \$6,000 per precinct. 8 precincts.

Justification

This will be a County-wide purchase of new elections equipment.

Prior	Expenditures	2014	2015	2016	2017	2018	Total
5,850	Furnishings/Equipment	5,850	5,850	5,850	5,850	5,850	29,250
Total	Total	5,850	5,850	5,850	5,850	5,850	29,250

Prior	Funding Sources	2014	2015	2016	2017	2018	Total
5,850	Equipment Revolving Fund	5,850	5,850	5,850	5,850		23,400
Total	General Fund					5,850	5,850
	Total	5,850	5,850	5,850	5,850	5,850	29,250

Capital Improvement Program

2014 *thru* 2018

City of Ramsey, Minnesota

Department Eqpt Replacement

Contact

Type Eqpt Replacement

Useful Life 20

Category Eqpt Replacement

Priority 6-Planned

Status Active

Total Project Cost: \$48,000

Project # FIRE-504
Project Name EQPT REPLACE-GRASS TRUCK #1

Description

1989 F250 4x4 Pumping unit may be able to be reused.
 Date Acquired: 12/8/88 \$14,385 Accum Dep: \$14,385
 Asset # 1073

Justification

Expenditures	2014	2015	2016	2017	2018	Total
Furnishings/Equipment				48,000		48,000
Total				48,000		48,000

Funding Sources	2014	2015	2016	2017	2018	Total
Equipment Revolving Fund				48,000		48,000
Total				48,000		48,000

Capital Improvement Program

2014 *thru* 2018

City of Ramsey, Minnesota

Department Eqpt Replacement

Contact

Type Eqpt Replacement

Useful Life 15

Category Eqpt Replacement

Priority 6-Planned

Status Active

Total Project Cost: \$80,000

Project #	FIRE-564
Project Name	EQPT REPLACE-RESCUE TRUCK #1

Description
2000 Rescue truck. No carried water or pump. Useful life estimated at 15 years

Justification

Expenditures	2014	2015	2016	2017	2018	Total
Furnishings/Equipment			80,000			80,000
Total			80,000			80,000

Funding Sources	2014	2015	2016	2017	2018	Total
Equipment Revolving Fund			80,000			80,000
Total			80,000			80,000

Capital Improvement Program

2014 *thru* 2018

City of Ramsey, Minnesota

Department Eqpt Replacement

Contact

Type Equipment

Useful Life 10

Category Eqpt Replacement

Priority 6-Planned

Status Active

Total Project Cost: \$60,000

Project # FIRE-569
Project Name FIRE CHIEF VEHICLE

Description

Replacement of Fire Chief's 2007 Vehicle.

Estimated useful life is 10 years.

Justification

Expenditures	2014	2015	2016	2017	2018	Total
Furnishings/Equipment					60,000	60,000
Total					60,000	60,000

Funding Sources	2014	2015	2016	2017	2018	Total
General Fund					60,000	60,000
Total					60,000	60,000

Capital Improvement Program

2014 *thru* 2018

City of Ramsey, Minnesota

Department Eqpt Replacement

Contact

Type Equipment

Useful Life 2

Category Eqpt Replacement

Priority 6-Planned

Status Active

Total Project Cost: \$87,000

Project #	POL-314
Project Name	3 SQUADS FOR 2014

Description	

Justification	

Expenditures	2014	2015	2016	2017	2018	Total
Furnishings/Equipment	87,000					87,000
Total	87,000					87,000

Funding Sources	2014	2015	2016	2017	2018	Total
Equipment Revolving Fund	87,000					87,000
Total	87,000					87,000

Capital Improvement Program

2014 *thru* 2018

City of Ramsey, Minnesota

Department Eqpt Replacement

Contact

Type Eqpt Replacement

Useful Life 2

Category Eqpt Replacement

Priority 6-Planned

Status Active

Total Project Cost: \$103,500

Project #	POL-315
Project Name	3 SQUADS FOR 2015

Description	

Justification	

Expenditures	2014	2015	2016	2017	2018	Total
Furnishings/Equipment		103,500				103,500
Total		103,500				103,500

Funding Sources	2014	2015	2016	2017	2018	Total
Equipment Revolving Fund		103,500				103,500
Total		103,500				103,500

Capital Improvement Program

2014 *thru* 2018

City of Ramsey, Minnesota

Department Eqpt Replacement

Contact

Type Eqpt Replacement

Useful Life 2

Category Eqpt Replacement

Priority 6-Planned

Status Active

Total Project Cost: \$98,000

Project #	POL-316
Project Name	3 SQUADS FOR 2016

Description	

Justification	

Expenditures	2014	2015	2016	2017	2018	Total
Furnishings/Equipment			98,000			98,000
Total			98,000			98,000

Funding Sources	2014	2015	2016	2017	2018	Total
Equipment Revolving Fund			98,000			98,000
Total			98,000			98,000

Capital Improvement Program

2014 *thru* 2018

City of Ramsey, Minnesota

Department Eqpt Replacement

Contact

Type Eqpt Replacement

Useful Life 2

Category Eqpt Replacement

Priority 6-Planned

Status Active

Total Project Cost: \$106,500

Project #	POL-317
Project Name	3 SQUADS FOR 2017

Description	

Justification	

Expenditures	2014	2015	2016	2017	2018	Total
Furnishings/Equipment				106,500		106,500
Total				106,500		106,500

Funding Sources	2014	2015	2016	2017	2018	Total
Equipment Revolving Fund				106,500		106,500
Total				106,500		106,500

Capital Improvement Program

2014 *thru* 2018

City of Ramsey, Minnesota

Department Eqpt Replacement

Contact

Type Eqpt Replacement

Useful Life 2

Category Eqpt Replacement

Priority 6-Planned

Status Active

Total Project Cost: \$106,500

Project #	POL-318
Project Name	3 SQUADS FOR 2018

Description

Justification

Expenditures	2014	2015	2016	2017	2018	Total
Furnishings/Equipment					106,500	106,500
Total					106,500	106,500

Funding Sources	2014	2015	2016	2017	2018	Total
General Fund					106,500	106,500
Total					106,500	106,500

Capital Improvement Program

2014 *thru* 2018

City of Ramsey, Minnesota

Department Eqpt Replacement

Contact

Type Eqpt Replacement

Useful Life 8

Category Eqpt Replacement

Priority 6-Planned

Status Active

Total Project Cost: \$28,500

Project #	POL-364
Project Name	EQPT REPLACE-2006 CHEVY IMPALA

Description
UNMARKED - INVESTIGATOR

Justification

Expenditures	2014	2015	2016	2017	2018	Total
Furnishings/Equipment			28,500			28,500
Total			28,500			28,500

Funding Sources	2014	2015	2016	2017	2018	Total
Equipment Revolving Fund			28,500			28,500
Total			28,500			28,500

Capital Improvement Program

2014 *thru* 2018

City of Ramsey, Minnesota

Department Eqpt Replacement

Contact

Type Eqpt Replacement

Useful Life 8

Category Eqpt Replacement

Priority 6-Planned

Status Active

Total Project Cost: \$25,000

Project #	POL-365
Project Name	EQPT REPLACE-2006 CHEVY IMPALA-PD CAPTAIN

Description
UNMARKED - PD CAPTAIN

Justification

Expenditures	2014	2015	2016	2017	2018	Total
Furnishings/Equipment			25,000			25,000
Total			25,000			25,000

Funding Sources	2014	2015	2016	2017	2018	Total
Equipment Revolving Fund			25,000			25,000
Total			25,000			25,000

Capital Improvement Program

2014 *thru* 2018

City of Ramsey, Minnesota

Department Eqpt Replacement

Contact

Type Eqpt Replacement

Useful Life 8

Category Eqpt Replacement

Priority 6-Planned

Status Active

Total Project Cost: \$26,000

Project # POL-375
Project Name EQPT REPLACE-2007 CHEVY IMPALA

Description

Replacement of 2007 Chevy Impala utilized by Investigator (unmarked)

Justification

Expenditures	2014	2015	2016	2017	2018	Total
Furnishings/Equipment				26,000		26,000
Total				26,000		26,000

Funding Sources	2014	2015	2016	2017	2018	Total
Equipment Revolving Fund				25,100		25,100
General Fund				900		900
Total				26,000		26,000

Capital Improvement Program

2014 *thru* 2018

City of Ramsey, Minnesota

Department Eqpt Replacement

Contact

Type Eqpt Replacement

Useful Life 5 Years

Category Eqpt Replacement

Priority 6-Planned

Status Active

Total Project Cost: \$11,000

Project # POL-387
Project Name REPLACEMENT OF 2004 ARTIC CATATV W/PLOW

Description

REPLACEMENT OF 2004 ARTIC CAT ALL TERRAIN VEHICLE. WILL BE USED TO PLOW MUNICIPAL CENTER AS WELL.

Justification

Expenditures	2014	2015	2016	2017	2018	Total
Furnishings/Equipment		11,000				11,000
Total		11,000				11,000

Funding Sources	2014	2015	2016	2017	2018	Total
Equipment Revolving Fund		11,000				11,000
Total		11,000				11,000

Capital Improvement Program

2014 *thru* 2018

City of Ramsey, Minnesota

Department Eqpt Replacement

Contact

Type Equipment

Useful Life 5 Years

Category Eqpt Replacement

Priority 6-Planned

Status Active

Total Project Cost: \$11,000

Project # POL-388
Project Name REPLACEMENT OF 2004 POLARIS ATV W/PLOW

Description

REPLACEMENT OF 2004 POLARIS ATV W/PLOW. WILL BE USED TO PLOW MUNICIPAL CENTER AS WELL.

Justification

Expenditures	2014	2015	2016	2017	2018	Total
Furnishings/Equipment			11,000			11,000
Total			11,000			11,000

Funding Sources	2014	2015	2016	2017	2018	Total
Equipment Revolving Fund			11,000			11,000
Total			11,000			11,000

Capital Improvement Program

2014 *thru* 2018

City of Ramsey, Minnesota

Department Eqpt Replacement

Contact

Type Eqpt Replacement

Useful Life 15

Category Eqpt Replacement

Priority 6-Planned

Status Active

Total Project Cost: \$15,000

Project #	POL-RDR
Project Name	EQPT REPLACE-2001 RADAR TRAILER

Description
Replacement of 2001 Custom Signal Radar Trailer with computer. Cost \$12,934.43 Asset #: 1059

Justification
Needed for reducing speeding complaints, public education, recorded documentation for roadway traffic studies for Engineering and Police Depts.

Expenditures	2014	2015	2016	2017	2018	Total
Furnishings/Equipment		15,000				15,000
Total		15,000				15,000

Funding Sources	2014	2015	2016	2017	2018	Total
Equipment Revolving Fund		15,000				15,000
Total		15,000				15,000

Capital Improvement Program

2014 *thru* 2018

City of Ramsey, Minnesota

Department Eqpt Replacement

Contact

Type Eqpt Replacement

Useful Life 10

Category Eqpt Replacement

Priority 6-Planned

Status Active

Total Project Cost: \$24,000

Project #	PW-004
Project Name	EQPT REPLACE-2004 PULL BEHIND PTO MOWER

Description
Landpride Flex Mower Cost: \$10,873.71 Accum Dep: \$7,611.30 DATE ACQUIRED: 3/30/04 Asset#: 2002

Justification

Expenditures	2014	2015	2016	2017	2018	Total
Furnishings/Equipment			24,000			24,000
Total			24,000			24,000

Funding Sources	2014	2015	2016	2017	2018	Total
Equipment Revolving Fund			24,000			24,000
Total			24,000			24,000

Capital Improvement Program

2014 *thru* 2018

City of Ramsey, Minnesota

Department Eqpt Replacement

Contact

Type Eqpt Replacement

Useful Life 10

Category Eqpt Replacement

Priority 6-Planned

Status Active

Total Project Cost: \$36,000

Project # PW-008
Project Name EQPT REPLACE-2006 NEW MOWING PACKAGE

Description

Justification

Expenditures	2014	2015	2016	2017	2018	Total
Furnishings/Equipment	36,000					36,000
Total	36,000					36,000

Funding Sources	2014	2015	2016	2017	2018	Total
Equipment Revolving Fund	36,000					36,000
Total	36,000					36,000

Capital Improvement Program

2014 *thru* 2018

City of Ramsey, Minnesota

Department Eqpt Replacement

Contact

Type Eqpt Replacement

Useful Life 12

Category Eqpt Replacement

Priority 6-Planned

Status Active

Total Project Cost: \$175,000

Project #	PW-009
Project Name	EQPT REPLACE-2006 TANDEM PLOW TRUCK

Description	

Justification	

Expenditures	2014	2015	2016	2017	2018	Total
Furnishings/Equipment					175,000	175,000
Total					175,000	175,000

Funding Sources	2014	2015	2016	2017	2018	Total
General Fund					175,000	175,000
Total					175,000	175,000

Capital Improvement Program

2014 *thru* 2018

City of Ramsey, Minnesota

Department Eqpt Replacement

Contact

Type Eqpt Replacement

Useful Life 10

Category Eqpt Replacement

Priority 6-Planned

Status Active

Total Project Cost: \$100,000

Project # PW-015
Project Name EQPT REPLACE-BUCKET/BOOM TRUCK

Description

Justification

Expenditures	2014	2015	2016	2017	2018	Total
Furnishings/Equipment					100,000	100,000
Total					100,000	100,000

Funding Sources	2014	2015	2016	2017	2018	Total
General Fund					100,000	100,000
Total					100,000	100,000

Capital Improvement Program

2014 *thru* 2018

City of Ramsey, Minnesota

Department Eqpt Replacement

Contact

Type Eqpt Replacement

Useful Life 10

Category Eqpt Replacement

Priority 6-Planned

Status Active

Total Project Cost: \$65,000

Project # PW-016
Project Name EQPT REPLACE-MOBILE AIR COMPRESSOR

Description

Justification

Expenditures	2014	2015	2016	2017	2018	Total
Furnishings/Equipment					65,000	65,000
Total					65,000	65,000

Funding Sources	2014	2015	2016	2017	2018	Total
General Fund					65,000	65,000
Total					65,000	65,000

Capital Improvement Program

2014 *thru* 2018

City of Ramsey, Minnesota

Department Eqpt Replacement

Contact

Type Eqpt Replacement

Useful Life 10

Category Eqpt Replacement

Priority 6-Planned

Status Active

Total Project Cost: \$28,000

Project # PW-402
Project Name EQPT REPLACE-ENGINEER VEHICLE 2

Description

DATE ACQUIRED: 8/19/05

Justification

Expenditures	2014	2015	2016	2017	2018	Total
Furnishings/Equipment					28,000	28,000
Total					28,000	28,000

Funding Sources	2014	2015	2016	2017	2018	Total
General Fund					28,000	28,000
Total					28,000	28,000

Capital Improvement Program

2014 *thru* 2018

City of Ramsey, Minnesota

Department Eqpt Replacement

Contact

Type Eqpt Replacement

Useful Life 7 Years

Category Eqpt Replacement

Priority 6-Planned

Status Active

Total Project Cost: \$23,000

Project #	PW-407
Project Name	EQPT REPLACE-2006 ENGINEER CAR

Description	

Justification	

Expenditures	2014	2015	2016	2017	2018	Total
Furnishings/Equipment					23,000	23,000
Total					23,000	23,000

Funding Sources	2014	2015	2016	2017	2018	Total
Fleet Vehicles					23,000	23,000
Total					23,000	23,000

Capital Improvement Program

2014 *thru* 2018

City of Ramsey, Minnesota

Department Eqpt Replacement

Contact

Type Eqpt Replacement

Useful Life 20 Years

Category Eqpt Replacement

Priority 6-Planned

Status Active

Total Project Cost: \$186,000

Project # PW-601
Project Name EQPT REPLACE-1996 CASE LOADER W/PLOW & WING

Description

DATE ACQUIRED; 6/26/96

Justification

Expenditures	2014	2015	2016	2017	2018	Total
Furnishings/Equipment			186,000			186,000
Total			186,000			186,000

Funding Sources	2014	2015	2016	2017	2018	Total
Equipment Revolving Fund			186,000			186,000
Total			186,000			186,000

Capital Improvement Program

2014 *thru* 2018

City of Ramsey, Minnesota

Department Eqpt Replacement

Contact

Type Eqpt Replacement

Useful Life 20 Years

Category Eqpt Replacement

Priority 6-Planned

Status Active

Total Project Cost: \$54,200

Project # PW-611
Project Name EQPT REPLACE-1984 JOHN DEERE TRACTOR 4x4

Description

Cost \$18,739.51 Accum Dep: \$18,740

DATE ACQUIRED: 11/1/84

Asset#: 1122

Justification

Expenditures	2014	2015	2016	2017	2018	Total
Furnishings/Equipment	54,200					54,200
Total	54,200					54,200

Funding Sources	2014	2015	2016	2017	2018	Total
Equipment Revolving Fund	54,200					54,200
Total	54,200					54,200

Capital Improvement Program

2014 *thru* 2018

City of Ramsey, Minnesota

Department Eqpt Replacement

Contact

Type Eqpt Replacement

Useful Life 20 Years

Category Eqpt Replacement

Priority 6-Planned

Status Active

Total Project Cost: \$22,000

Project # PW-619
Project Name EQPT REPLACE-1991 CHIPPER

Description

1991 Brush Bandit
 DATE ACQUIRED: 10/31/91 Cost\$14,800 Accum Dep: \$14,800
 Asset #: 1130

Justification

Expenditures	2014	2015	2016	2017	2018	Total
Furnishings/Equipment			22,000			22,000
Total			22,000			22,000

Funding Sources	2014	2015	2016	2017	2018	Total
Equipment Revolving Fund			22,000			22,000
Total			22,000			22,000

Capital Improvement Program

2014 *thru* 2018

City of Ramsey, Minnesota

Department Eqpt Replacement

Contact

Type Eqpt Replacement

Useful Life 12

Category Eqpt Replacement

Priority 6-Planned

Status Active

Total Project Cost: \$186,900

Project #	PW-632
Project Name	EQPT REPLACE-1999 STERLING SNOWPLOW TRUCK

Description
DATE ACQUIRED: 5/26/99: Truck: \$27,971.40 Dump & Plow: \$32,306.79

Justification

Expenditures	2014	2015	2016	2017	2018	Total
Furnishings/Equipment	186,900					186,900
Total	186,900					186,900

Funding Sources	2014	2015	2016	2017	2018	Total
Equipment Revolving Fund	186,900					186,900
Total	186,900					186,900

Capital Improvement Program

2014 *thru* 2018

City of Ramsey, Minnesota

Department Eqpt Replacement

Contact

Type Eqpt Replacement

Useful Life 8

Category Eqpt Replacement

Priority 6-Planned

Status Active

Total Project Cost: \$20,000

Project #	PW-635
Project Name	EQPT REPLACE-2001 JOHN DEERE MOWER

Description
John Deere 72" Mower Cost: \$12,013.42 Accum Dep: \$12,013.42 DATE ACQUIRED: 7/25/01 Asset #: 1181

Justification

Expenditures	2014	2015	2016	2017	2018	Total
Furnishings/Equipment		20,000				20,000
Total		20,000				20,000

Funding Sources	2014	2015	2016	2017	2018	Total
Equipment Revolving Fund		20,000				20,000
Total		20,000				20,000

Capital Improvement Program

2014 *thru* 2018

City of Ramsey, Minnesota

Department Eqpt Replacement

Contact

Type Eqpt Replacement

Useful Life 12

Category Eqpt Replacement

Priority 6-Planned

Status Active

Total Project Cost: \$186,000

Project # PW-636
Project Name EQPT REPLACE-2002 SNOWPLOW TRUCK

Description

DATE ACQUIRED: 7/30/02 Truck & Plow: \$95,375,.43

Asset #: 1151

Justification

Expenditures	2014	2015	2016	2017	2018	Total
Furnishings/Equipment			186,000			186,000
Total			186,000			186,000

Funding Sources	2014	2015	2016	2017	2018	Total
Equipment Revolving Fund			186,000			186,000
Total			186,000			186,000

Capital Improvement Program

2014 *thru* 2018

City of Ramsey, Minnesota

Department Eqpt Replacement

Contact

Type Eqpt Replacement

Useful Life 10

Category Eqpt Replacement

Priority 6-Planned

Status Active

Total Project Cost: \$45,000

Project # PW-637
Project Name EQPT REPLACE-2002 3/4 TON TRUCK 4x4 (WATER DEPT)

Description

DATE ACQUIRED: 5/2/02: 2002 Chev Silverado \$27,808.20

Asset #: 1152

Justification

Expenditures	2014	2015	2016	2017	2018	Total
Furnishings/Equipment	45,000					45,000
Total	45,000					45,000

Funding Sources	2014	2015	2016	2017	2018	Total
Water Utility Fund	45,000					45,000
Total	45,000					45,000

Capital Improvement Program

2014 *thru* 2018

City of Ramsey, Minnesota

Department Eqpt Replacement

Contact

Type Eqpt Replacement

Useful Life 10

Category Eqpt Replacement

Priority 6-Planned

Status Active

Total Project Cost: \$35,000

Project # PW-638
Project Name EQPT REPLACE-ENGINEERING VEHICLE

Description

DATE ACQUIRED: 5/28/03 2003 Chev Silverado: \$23,205.79

Asset #: 1119

Justification

Expenditures	2014	2015	2016	2017	2018	Total
Furnishings/Equipment		35,000				35,000
Total		35,000				35,000

Funding Sources	2014	2015	2016	2017	2018	Total
Equipment Revolving Fund		35,000				35,000
Total		35,000				35,000

Capital Improvement Program

2014 *thru* 2018

City of Ramsey, Minnesota

Department Eqpt Replacement

Contact

Type Eqpt Replacement

Useful Life 8

Category Eqpt Replacement

Priority 6-Planned

Status Active

Total Project Cost: \$20,000

Project #	PW-639
Project Name	EQPT REPLACE-2003 MULE

Description
DATE ACQUIRED: 7/8/03 Mule 3000 \$11,441.30
Asset #: 1185

Justification

Expenditures	2014	2015	2016	2017	2018	Total
Furnishings/Equipment		20,000				20,000
Total		20,000				20,000

Funding Sources	2014	2015	2016	2017	2018	Total
Equipment Revolving Fund		20,000				20,000
Total		20,000				20,000

Capital Improvement Program

2014 *thru* 2018

City of Ramsey, Minnesota

Department Eqpt Replacement

Contact

Type Eqpt Replacement

Useful Life 10

Category Eqpt Replacement

Priority 6-Planned

Status Active

Total Project Cost: \$61,000

Project # PW-640
Project Name EQPT REPLACE-2003 1 TON TRUCK 4x4

Description

DATE ACQUIRED: 6/30/03 2003 Ford 350 W/Plow: \$47,388.66

Asset #: 1153

Justification

Expenditures	2014	2015	2016	2017	2018	Total
Furnishings/Equipment			61,000			61,000
Total			61,000			61,000

Funding Sources	2014	2015	2016	2017	2018	Total
Equipment Revolving Fund			61,000			61,000
Total			61,000			61,000

Capital Improvement Program

2014 *thru* 2018

City of Ramsey, Minnesota

Department Eqpt Replacement

Contact

Type Eqpt Replacement

Useful Life 12

Category Eqpt Replacement

Priority 6-Planned

Status Active

Total Project Cost: \$180,000

Project #	PW-642
Project Name	EQPT REPLACE-ELGIN SWEEPER (STORM WATER DEPT)

Description
DATE ACQUIRED: 1/20/04

Justification

Expenditures	2014	2015	2016	2017	2018	Total
Furnishings/Equipment				180,000		180,000
Total				180,000		180,000

Funding Sources	2014	2015	2016	2017	2018	Total
Storm Water Utility Fund				180,000		180,000
Total				180,000		180,000

Capital Improvement Program

2014 *thru* 2018

City of Ramsey, Minnesota

Department Eqpt Replacement

Contact

Type Eqpt Replacement

Useful Life 10

Category Eqpt Replacement

Priority 6-Planned

Status Active

Total Project Cost: \$186,000

Project # PW-644
Project Name EQPT REPLACE-2004 SNOWPLOW TRUCK

Description

DATE ACQUIRED: 3/24/04

Justification

Expenditures	2014	2015	2016	2017	2018	Total
Furnishings/Equipment				186,000		186,000
Total				186,000		186,000

Funding Sources	2014	2015	2016	2017	2018	Total
General Fund				186,000		186,000
Total				186,000		186,000

Capital Improvement Program

2014 *thru* 2018

City of Ramsey, Minnesota

Department Eqpt Replacement

Contact

Type Eqpt Replacement

Useful Life 10

Category Eqpt Replacement

Priority 6-Planned

Status Active

Total Project Cost: \$54,000

Project # PW-645
Project Name EQPT REPLACE-2004 TOOL CAT

Description

DATE ACQUIRED: 4/6/04: Bobcat Tool Sidewalk Machine: \$42,057.96

Asset #: 2003

Justification

Expenditures	2014	2015	2016	2017	2018	Total
Furnishings/Equipment				54,000		54,000
Total				54,000		54,000

Funding Sources	2014	2015	2016	2017	2018	Total
General Fund				54,000		54,000
Total				54,000		54,000

Capital Improvement Program

2014 *thru* 2018

City of Ramsey, Minnesota

Department Eqpt Replacement

Contact

Type Eqpt Replacement

Useful Life 10

Category Eqpt Replacement

Priority 6-Planned

Status Active

Total Project Cost: \$47,000

Project # PW-651
Project Name EQPT REPLACE-2005 3/4 TON TRUCK 4x4 W/PLOW

Description

DATE ACQUIRED: 4/19/05 2005 CHEVROLET SILVERADO: \$34,261

Asset #: 2014

Justification

Expenditures	2014	2015	2016	2017	2018	Total
Furnishings/Equipment				47,000		47,000
Total				47,000		47,000

Funding Sources	2014	2015	2016	2017	2018	Total
General Fund				47,000		47,000
Total				47,000		47,000

Capital Improvement Program

2014 *thru* 2018

City of Ramsey, Minnesota

Department Eqpt Replacement

Contact

Type Eqpt Replacement

Useful Life 10

Category Eqpt Replacement

Priority 6-Planned

Status Active

Total Project Cost: \$50,000

Project #	PW-652
Project Name	EQPT REPLACE-2005 UTILITY TRUCK

Description	

Justification	

Expenditures	2014	2015	2016	2017	2018	Total
Furnishings/Equipment				50,000		50,000
Total				50,000		50,000

Funding Sources	2014	2015	2016	2017	2018	Total
Sewer Utility Fund				25,000		25,000
Water Utility Fund				25,000		25,000
Total				50,000		50,000

Capital Improvement Program

2014 *thru* 2018

City of Ramsey, Minnesota

Department Eqpt Replacement

Contact

Type Eqpt Replacement

Useful Life 10

Category Eqpt Replacement

Priority 6-Planned

Status Active

Total Project Cost: \$43,000

Project #	PW-653
Project Name	EQPT REPLACE-3/4 TON 4x4 TRUCK

Description	

Justification	

Expenditures	2014	2015	2016	2017	2018	Total
Furnishings/Equipment					43,000	43,000
Total					43,000	43,000

Funding Sources	2014	2015	2016	2017	2018	Total
General Fund					43,000	43,000
Total					43,000	43,000

Capital Improvement Program

2014 *thru* 2018

City of Ramsey, Minnesota

Department Eqpt Replacement

Contact

Type Eqpt Replacement

Useful Life 10

Category Eqpt Replacement

Priority 6-Planned

Status Active

Total Project Cost: \$22,000

Project # PW-654
Project Name EQPT REPLACE-2006 3/4 TON TRUCK 2x4

Description

Justification

Expenditures	2014	2015	2016	2017	2018	Total
Furnishings/Equipment					22,000	22,000
Total					22,000	22,000

Funding Sources	2014	2015	2016	2017	2018	Total
General Fund					22,000	22,000
Total					22,000	22,000

Capital Improvement Program

2014 *thru* 2018

City of Ramsey, Minnesota

Department Eqpt Replacement

Contact

Type Eqpt Replacement

Useful Life 10

Category Eqpt Replacement

Priority 6-Planned

Status Active

Total Project Cost: \$99,000

Project # PW-655
Project Name EQPT REPLACE-SIDEWALK MAINTENANCE MACHINE

Description

Justification

Expenditures	2014	2015	2016	2017	2018	Total
Furnishings/Equipment					99,000	99,000
Total					99,000	99,000

Funding Sources	2014	2015	2016	2017	2018	Total
General Fund					99,000	99,000
Total					99,000	99,000

Capital Improvement Program

2014 *thru* 2018

City of Ramsey, Minnesota

Department Eqpt Replacement

Contact

Type Eqpt Replacement

Useful Life 12

Category Eqpt Replacement

Priority 6-Planned

Status Active

Total Project Cost: \$186,900

Project #	PW-656
Project Name	SNOW PLOW TRUCK - SINGLE AXLE W/PLOW

Description
Purchase new snowplow truck with plow.

Justification
As part of the strategic planning initiative, the city is working towards decreasing plow times overall during snow events. Adding a new truck to the fleet will allow faster snow removal.

Expenditures	2014	2015	2016	2017	2018	Total
Furnishings/Equipment		186,900				186,900
Total		186,900				186,900

Funding Sources	2014	2015	2016	2017	2018	Total
Capital Equipment Certificates		186,900				186,900
Total		186,900				186,900

Capital Improvement Program

2014 *thru* 2018

City of Ramsey, Minnesota

Department Eqpt Replacement

Contact

Type Eqpt Replacement

Useful Life 10

Category Eqpt Replacement

Priority 6-Planned

Status Active

Total Project Cost: \$49,000

Project #	PW-677
Project Name	1-TON TRUCK WITH BOOM (WATER DEPT)


Description
Purchase 1 ton utility truck with boom that can be used to service lift stations.

Justification
Regular maintenance is required on lift stations. Currently the City has to borrow equipment in order to perform these functions.

Expenditures	2014	2015	2016	2017	2018	Total
Furnishings/Equipment	49,000					49,000
Total	49,000					49,000

Funding Sources	2014	2015	2016	2017	2018	Total
Water Utility Fund	49,000					49,000
Total	49,000					49,000

THIS PAGE INTENTIONALLY BLANK



MUNICIPAL BUILDING

THIS PAGE INTENTIONALLY BLANK

City of Ramsey, Minnesota
Capital Improvement Program
 2014 thru 2018

PROJECTS BY CATEGORY

Category	Project#	Priority	2014	2015	2016	2017	2018	Total
Municipal Building								
Community Center Construction	04-BLDG-002	6					4,000,000	4,000,000
Old Town Hall Restoration	08-BLDG-005	6					221,300	221,300
Sprinkler System @ Fire Station #1	10-BLDG-004	6			25,000			25,000
RESURFACE PD GARAGE FLOOR	14-BLDG-001	6	15,000					15,000
Parking Ramp Storage Room	14-BLDG-002	6	25,000					25,000
Municipal Building Total			40,000		25,000		4,221,300	4,286,300
GRAND TOTAL			40,000		25,000		4,221,300	4,286,300

Capital Improvement Program

2014 *thru* 2018

City of Ramsey, Minnesota

Department Municipal Buildings

Contact Unassigned

Type Buildings

Useful Life 50 Years

Category Municipal Building

Priority 6-Planned

Status Active

Total Project Cost: \$4,000,000

Project # 04-BLDG-002
Project Name Community Center Construction

Description

The Community Center would include recreational areas such as a swimming pool, gym, etc. It would also include meeting rooms for various organizations to hold banquets, monthly meetings, etc.

Justification

Per public consensus, the need for a Community Center is a justified expenditure of public financing. Currently, Ramsey residents must leave the City limits and drive a considerable distance to get to such a facility.

Expenditures	2014	2015	2016	2017	2018	Total
Building Cost/Construction					4,000,000	4,000,000
Total					4,000,000	4,000,000
Funding Sources	2014	2015	2016	2017	2018	Total
GO Bonding					4,000,000	4,000,000
Total					4,000,000	4,000,000

Capital Improvement Program

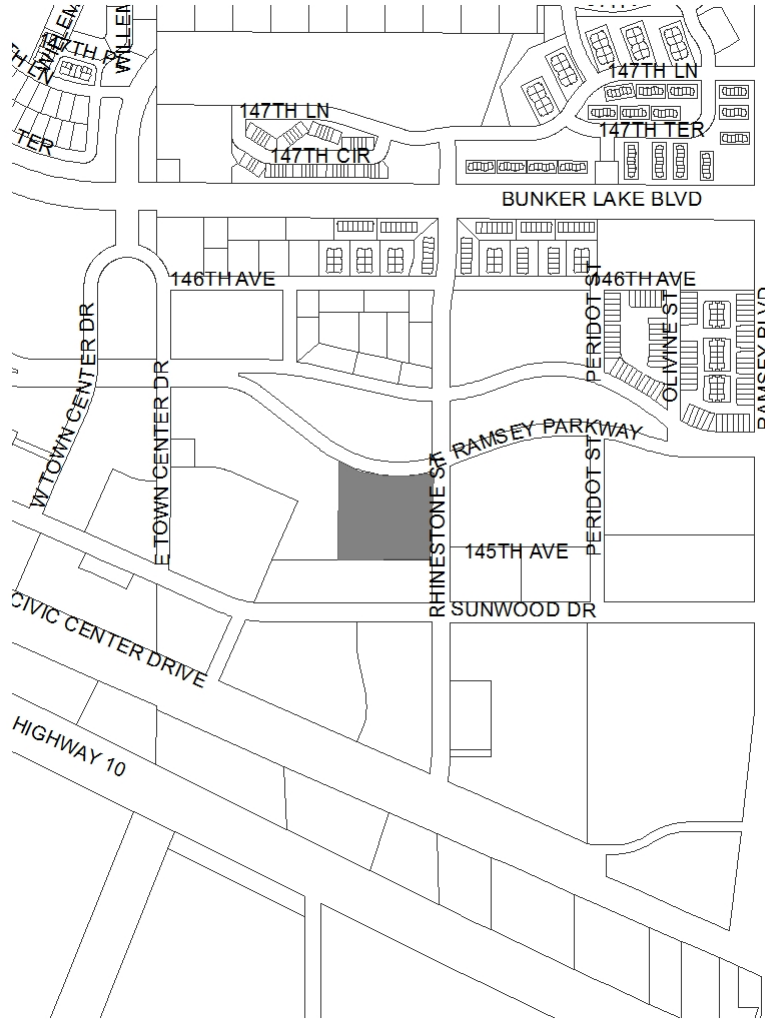
2014 *thru* 2018

City of Ramsey, Minnesota

Department Municipal Buildings

Contact Unassigned

Project #	04-BLDG-002
Project Name	Community Center Construction



Capital Improvement Program

2014 *thru* 2018

City of Ramsey, Minnesota

Department Municipal Buildings

Contact

Type Improvement

Useful Life 25

Category Municipal Building

Priority 6-Planned

Status Active

Total Project Cost: \$221,300

Project #	08-BLDG-005
Project Name	Old Town Hall Restoration

Description
<p>Old Town Hall Restoration:</p> <p>Option 1: Move Historic Town Hall to the Northstar Rail Station Site \$125,000 Const Cost (moving and Stabilization) \$ 50,000 Site/foundation \$ 20,000 furnishing/equip ----- \$195,000</p> <p>Option 2: Improve private access street to public standard. \$125,000 Const Cost \$ 20,000 ROW \$ 56,300 Road Construction \$ 20,000 Furn/equip ----- \$221,300</p>

Justification
<p>Historic Town Hall is a city facility that is in need of restoration completion. Options include moving it from the site to the COR to serve as a library kiosk, trailhead, and potentially house restrooms.</p>

Expenditures	2014	2015	2016	2017	2018	Total
Building Cost/Construction					125,000	125,000
Improvements Other than Build					76,300	76,300
Furnishings/Equipment					20,000	20,000
Total					221,300	221,300
Funding Sources	2014	2015	2016	2017	2018	Total
To Be Determined					221,300	221,300
Total					221,300	221,300

Capital Improvement Program
City of Ramsey, Minnesota

2014 *thru* 2018

Department Municipal Buildings

Contact

Project # 08-BLDG-005
Project Name Old Town Hall Restoration



Capital Improvement Program

2014 *thru* 2018

City of Ramsey, Minnesota

Department Municipal Buildings

Contact

Type Improvement

Useful Life 20 Years

Category Municipal Building

Priority 6-Planned

Status Active

Total Project Cost: \$25,000

Project # 10-BLDG-004
Project Name Sprinkler System @ Fire Station #1

Description

Hookup on-site municipal water to building and install sprinkler system for entire building.

Justification

Municipal water is on site with municipal well.

Expenditures	2014	2015	2016	2017	2018	Total
Building Cost/Construction			20,000			20,000
Improvements Other than Build			5,000			5,000
Total			25,000			25,000

Funding Sources	2014	2015	2016	2017	2018	Total
Facility Fund			25,000			25,000
Total			25,000			25,000

Capital Improvement Program
City of Ramsey, Minnesota

2014 thru 2018

Department Municipal Buildings

Contact

Project # 10-BLDG-004
Project Name Sprinkler System @ Fire Station #1



Capital Improvement Program

2014 *thru* 2018

City of Ramsey, Minnesota

Department Municipal Buildings

Contact

Type Unassigned

Useful Life 10

Category Municipal Building

Priority 6-Planned

Status Active

Total Project Cost: \$15,000

Project #	14-BLDG-001
Project Name	RESURFACE PD GARAGE FLOOR

Description	
Resurface garage floor of police department garage and sally port and apply epoxy system with top coat of polyurethane enamel	

Justification	
Garage and sally port floors are pitting and deteriorating from salt and wear/tear.	

Expenditures	2014	2015	2016	2017	2018	Total
Building Cost/Construction	15,000					15,000
Total	15,000					15,000

Funding Sources	2014	2015	2016	2017	2018	Total
Facility Fund	15,000					15,000
Total	15,000					15,000

Capital Improvement Program
City of Ramsey, Minnesota

2014 *thru* 2018

Department Municipal Buildings

Contact

Project #	14-BLDG-001
Project Name	RESURFACE PD GARAGE FLOOR



Capital Improvement Program

2014 *thru* 2018

City of Ramsey, Minnesota

Department Municipal Buildings

Contact

Type Improvement

Useful Life 20 Years

Category Municipal Building

Priority 6-Planned

Status Active

Total Project Cost: \$25,000

Project # 14-BLDG-002

Project Name Parking Ramp Storage Room

Description

Heated storage room in municipal ramp

Justification

Would allow winter maintenance equipment to be stored in the ramp in a heated area. This would free up space in the police garage where the equipment is currently stored.

Expenditures	2014	2015	2016	2017	2018	Total
Improvements Other than Build	25,000					25,000
Total	25,000					25,000

Funding Sources	2014	2015	2016	2017	2018	Total
Facility Fund	25,000					25,000
Total	25,000					25,000

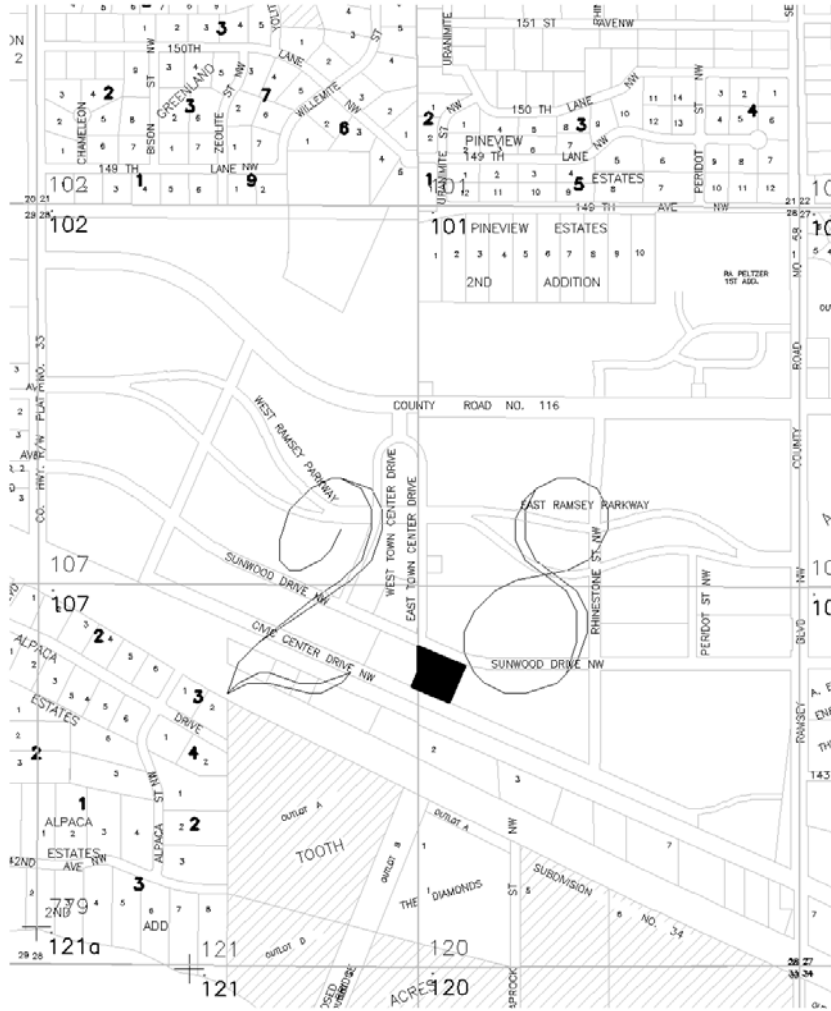
Capital Improvement Program
City of Ramsey, Minnesota

2014 thru 2018


Department Municipal Buildings

Contact

Project # 14-BLDG-002
Project Name Parking Ramp Storage Room



THIS PAGE INTENTIONALLY BLANK



PARK IMPROVEMENT

THIS PAGE INTENTIONALLY BLANK

City of Ramsey, Minnesota
Capital Improvement Program
 2014 thru 2018

PROJECTS BY CATEGORY

Category	Project#	Priority	2014	2015	2016	2017	2018	Total
Park Improvement								
Elmcrest Creek Trail to Central Park	04-PARK-002	5					300,000	300,000
Elmcrest Park Entrance & Signage	04-PARK-003	6	50,000					50,000
Ford Brook Park Playground Equipment	04-PARK-006	6					70,000	70,000
Lake Itasca Community Park	04-PARK-007	6			400,000	400,000	400,000	1,200,000
Trott Brook Trail Corridor	04-PARK-014	5					4,015,000	4,015,000
Drinking Fountains/Misting Station	06-PARK-002	6	7,000	7,000	7,000			21,000
Community Building & Playground for Elmcrest Park	06-PARK-005	6	815,000					815,000
Redevelopment of Central Park	06-PARK-008	6		775,000				775,000
Irrigation for Titterud Park	06-PARK-010	6					76,000	76,000
Observation boardwalk - Lake Itasca	06-PARK-011	6		40,000				40,000
Rabbit Park Phase Two	06-PARK-012	6					125,000	125,000
Observation deck on the Mississippi east Dolomite	06-PARK-015	6					55,000	55,000
Mississippi River Park Development-Bridge location	06-PARK-016	6				750,000		750,000
Redevelopment of Hunters Hill	06-PARK-017	5					500,000	500,000
Trail Connections	06-PARK-019	6	300,000	400,000				700,000
Village Square Commons	07-PARK-001	6			3,000,000			3,000,000
Landscape Improvements for Parks	08-PARK-001	6	5,000	5,000	5,000	5,000	5,000	25,000
Mississippi River Trail West	08-PARK-002	6		1,650,000				1,650,000
Lake Ramsey Park	08-PARK-004	6					4,000,000	4,000,000
The Draw (Ballfield Area)	08-PARK-005	6				1,200,000		1,200,000
Mississippi Skyway over TH10 Near rail Station	08-PARK-008	6			2,600,000			2,600,000
Multi-Sports Facility	09-PARK-001	6					475,000	475,000
Alpine Park Winter Facilities	11-PARK-003	6					2,500,000	2,500,000
The Draw Water Quality Fountains	12-PARK-004	6	15,000					15,000
The Draw Grates	12-PARK-006	6	10,000					10,000
McKinley Trail Connection to Anoka	12-PARK-008	6	20,000					20,000
Lions Pavilion Improvements	14-PARK-001	6	10,000					10,000
Park Improvement Total			1,232,000	2,877,000	6,012,000	2,355,000	12,521,000	24,997,000
GRAND TOTAL			1,232,000	2,877,000	6,012,000	2,355,000	12,521,000	24,997,000

Capital Improvement Program

2014 *thru* 2018

City of Ramsey, Minnesota

Department Park Improvements
Contact Unassigned
Type Improvement
Useful Life 50 Years
Category Park Improvement
Priority 5 Future Consideration
Status Future Consideration

Project #	04-PARK-002
Project Name	Elmcrest Creek Trail to Central Park

Description	Total Project Cost: \$300,000
This trail would link Elmcrest Park to Central Park, the neighborhoods in between, and provide off-roadway trail experience within central Ramsey.	

Justification
This trail development may be concurrent with development east of Central Park. Connecting the two community parks would reduce the need to replicate some facilities in both locations. The construction of the trail will coincide with residents subdividing their lots east of Ramsey Blvd, along the county ditch.

Expenditures	2014	2015	2016	2017	2018	Total
Improvements Other than Build					300,000	300,000
Total					300,000	300,000
Funding Sources	2014	2015	2016	2017	2018	Total
Landfill Trust Fund					75,000	75,000
Park Improvement Trust Fund					225,000	225,000
Total					300,000	300,000

Capital Improvement Program
City of Ramsey, Minnesota

2014 *thru* 2018

Department Park Improvements

Contact Unassigned

Project # 04-PARK-002

Project Name Elmcrest Creek Trail to Central Park



Capital Improvement Program

2014 *thru* 2018

City of Ramsey, Minnesota

Department Park Improvements

Contact Unassigned

Type Improvement

Useful Life 20 Years

Category Park Improvement

Priority 6-Planned

Status Active

Total Project Cost: \$50,000

Project #	04-PARK-003
Project Name	Elmcrest Park Entrance & Signage

Description

Entrance signing would consist of a sign and landscaping sited near the Quicksilver entrance timed with the area's redevelopment and street construction. As the 167th node is being evaluated for redevelopment as well as traffic control and way-finding; integration of this planning endeavor should be factored before the final design and placement for the park sign is completed.

Justification

The 100+ acre community park warrants an attractive entrance monument with landscape. Plus, it is expected there will continue to be events where in thousands of out-of-Ramsey visitors may only know Ramsey from their experience at Elmcrest Park.

Expenditures	2014	2015	2016	2017	2018	Total
Improvements Other than Build	50,000					50,000
Total	50,000					50,000

Funding Sources	2014	2015	2016	2017	2018	Total
Park Improvement Trust Fund	50,000					50,000
Total	50,000					50,000

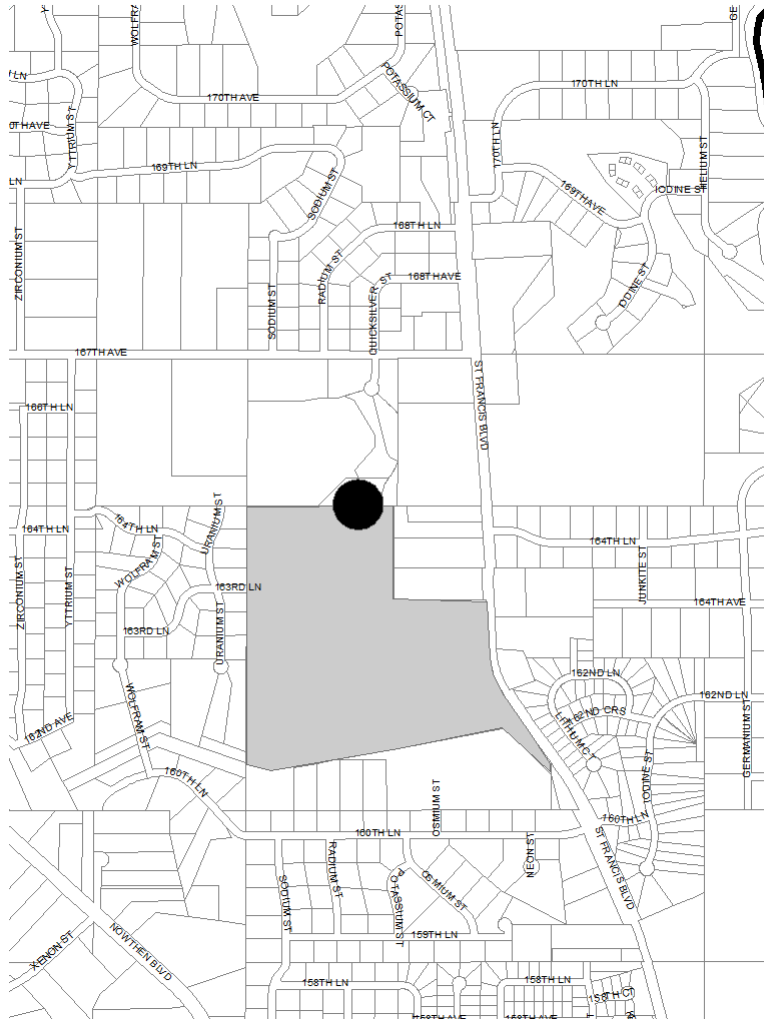
Capital Improvement Program
City of Ramsey, Minnesota

2014 thru 2018

Department Park Improvements

Contact Unassigned

Project # 04-PARK-003
Project Name Elmercrest Park Entrance & Signage



Capital Improvement Program

2014 *thru* 2018

City of Ramsey, Minnesota

Department Park Improvements

Contact Unassigned

Type Improvement

Useful Life 20 Years

Category Park Improvement

Priority 6-Planned

Status Active

Total Project Cost: \$70,000

Project # 04-PARK-006

Project Name Ford Brook Park Playground Equipment

Description

Ford Brook Park is north of CR 27, east of TH 47 and borders Nowthen. The new playground would be within walking distance of about 100 existing homes.

Justification

The City has remained on a schedule of replacing existing play structures with ones that meet the Consumer Products Safety Commission guidelines for safety. This also results in a contemporary playground with more play value. City of Nowthen may be asked to participate financially.

Expenditures	2014	2015	2016	2017	2018	Total
Improvements Other than Build					70,000	70,000
Total					70,000	70,000
Funding Sources	2014	2015	2016	2017	2018	Total
City of Nowthen					20,000	20,000
Park Improvement Trust Fund					50,000	50,000
Total					70,000	70,000

Capital Improvement Program
City of Ramsey, Minnesota

2014 thru 2018

Department Park Improvements

Contact Unassigned

Project # 04-PARK-006

Project Name Ford Brook Park Playground Equipment



Capital Improvement Program

2014 *thru* 2018

City of Ramsey, Minnesota

Department Park Improvements

Contact Unassigned

Type Improvement

Useful Life 50 Years

Category Park Improvement

Priority 6-Planned

Status Active

Total Project Cost: \$1,200,000

Project #	04-PARK-007
Project Name	Lake Itasca Community Park

Description

This project is intended to expand the existing, undeveloped Lake Itasca Park south to Alpine Drive, east of the lake to the west line of the adjacent subdivision. In addition, athletic fields may be sited south of Alpine Drive, east of Puma Street, if a concurrent development plan warrants it.

Park Trust Funding for this project currently shows a negative ending balance

Justification

Properties south of Alpine Drive, both east and west of Puma Street will be proposed for development. It is this development that would provide the necessary park dedication funds for the first phase of construction, as well as contributing increased recreational demand.

The parcel south of Alpine Drive may also be sold to finance improvements in the park.

Expenditures	2014	2015	2016	2017	2018	Total
Improvements Other than Build			400,000	400,000	400,000	1,200,000
Total			400,000	400,000	400,000	1,200,000
Funding Sources	2014	2015	2016	2017	2018	Total
Park Improvement Trust Fund			400,000	400,000	400,000	1,200,000
Total			400,000	400,000	400,000	1,200,000

Capital Improvement Program
City of Ramsey, Minnesota

2014 *thru* 2018

Department Park Improvements

Contact Unassigned

Project # 04-PARK-007

Project Name Lake Itasca Community Park



Capital Improvement Program

2014 *thru* 2018

City of Ramsey, Minnesota

Department Park Improvements
Contact Unassigned
Type Improvement
Useful Life 20 Years
Category Park Improvement
Priority 5 Future Consideration
Status Future Consideration

Project #	04-PARK-014
Project Name	Trott Brook Trail Corridor

Description

Total Project Cost: \$4,015,000

The Trott Brook Trail Corridor extends from Elk River's Youth Athletic Complex near Jarvis Street and follows the brook easterly to Rum River Central Park about six miles away. The project would involve continued acquisition of scenic and trail easements, boardwalk and trail construction and natural resource enhancements.

Justification

This trail project would be predicated on significant planning leading up to construction and likely involve a Master Plan, as well as receiving grant monies for funding. The land around the brook is the largest and most contiguous undeveloped natural area within Ramsey. The City presently has about half of the land acquired (through Park Dedications and a LCCMR grant) to construct this trail.

This trail has a regional context. There is a trail proposed to connect Sherburne County and Ramsey to a metro regional park. This project may be a good candidate for Legacy Ammendment funding.

Expenditures	2014	2015	2016	2017	2018	Total
Improvements Other than Build					4,015,000	4,015,000
Total					4,015,000	4,015,000
Funding Sources	2014	2015	2016	2017	2018	Total
Grants and Aids					4,000,000	4,000,000
Landfill Trust Fund					15,000	15,000
Total					4,015,000	4,015,000

Capital Improvement Program
City of Ramsey, Minnesota

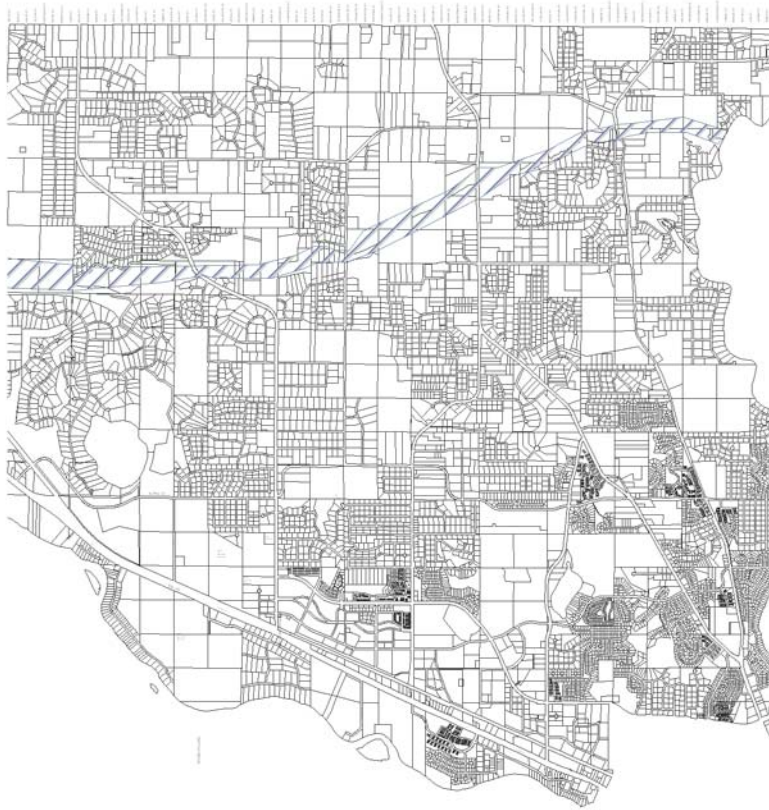
2014 *thru* 2018

Department Park Improvements

Contact Unassigned

Project # 04-PARK-014

Project Name Trott Brook Trail Corridor



Capital Improvement Program

2014 *thru* 2018

City of Ramsey, Minnesota

Department Park Improvements

Contact

Type Improvement

Useful Life 20 Years

Category Park Improvement

Priority 6-Planned

Status Active

Total Project Cost: \$56,000

Project #	06-PARK-002
Project Name	Drinking Fountains/Misting Station

Description

Installation of drinking fountains with pet water availability and misting stations in parks with municipal water availability.
Woodland Green Park 2014; Central Parking Misting Station 2015; Bear Park 2016.

Justification

Drinking water - especially for active use areas and trail connecting points is very popular. In addition, residents and dog walkers have expressed appreciation for the pet stations.

Prior	Expenditures	2014	2015	2016	2017	2018	Total
35,000	Improvements Other than Build	7,000	7,000	7,000			21,000
Total	Total	7,000	7,000	7,000			21,000

Prior	Funding Sources	2014	2015	2016	2017	2018	Total
35,000	Park Improvement Trust Fund	7,000	7,000	7,000			21,000
Total	Total	7,000	7,000	7,000			21,000

Capital Improvement Program
City of Ramsey, Minnesota

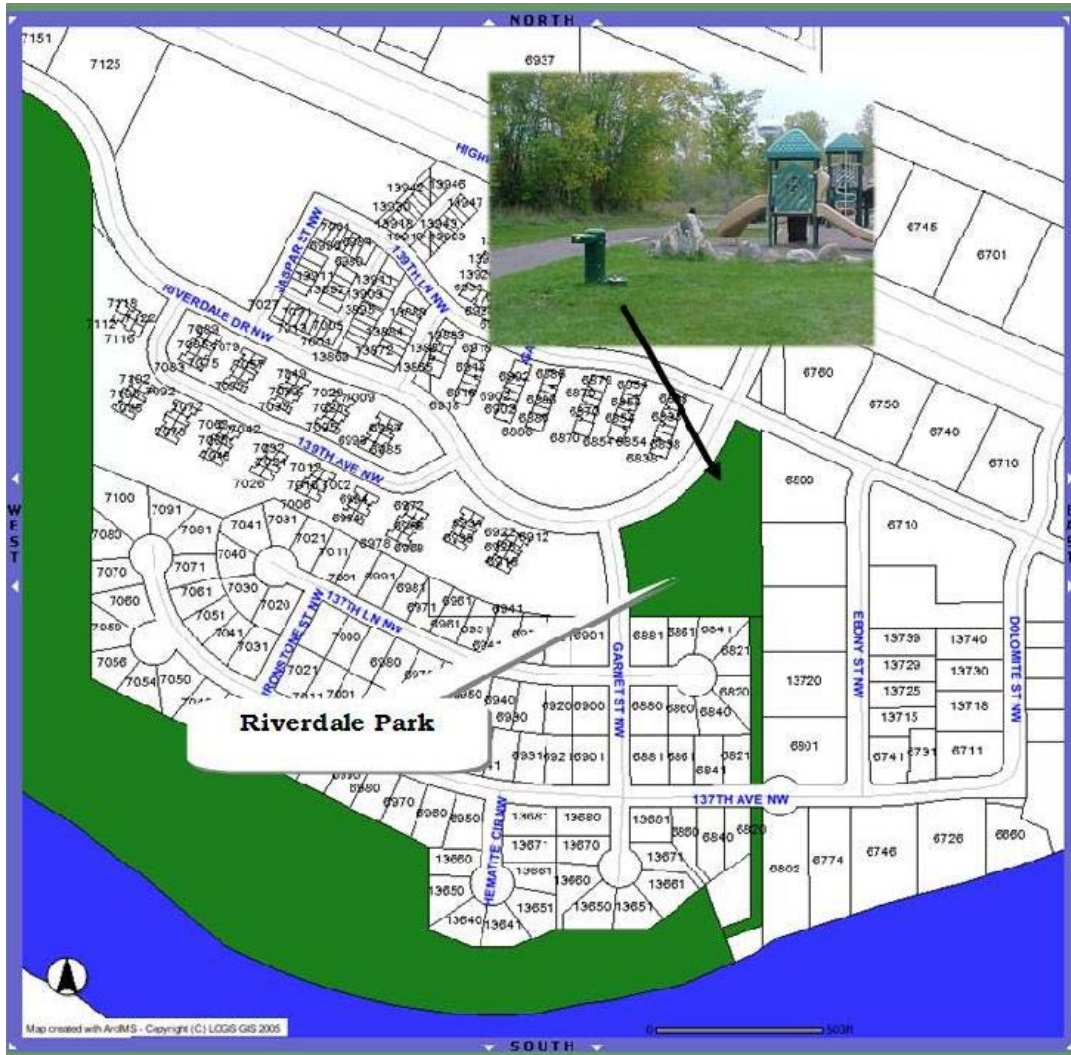
2014 thru 2018

Department Park Improvements

Contact

Project # 06-PARK-002

Project Name Drinking Fountains/Misting Station



Capital Improvement Program

2014 *thru* 2018

City of Ramsey, Minnesota

Department Park Improvements

Contact

Type Buildings

Useful Life 50 Years

Category Park Improvement

Priority 6-Planned

Status Active

Total Project Cost: \$815,000

Project #	06-PARK-005
Project Name	Community Building & Playground for Elmcrest Park

Description

COMMUNITY BUILDING
 Elmcrest Park multi-use building. Proposed joint project with the youth athletic association and other group(s).
 Funding Source: \$675,000 Park Improvement Trust Fund; \$40,000 Youth Association
 Expenditure: \$715,000

PLAYGROUND
 This project will be the companion piece of the Elmcrest Park Community Building. A comprehensive planning process is anticipated to yield a playground and associated landscape that is integrated into the new community building.
 Funding Source: \$100,000 Lawful Gambling Fund
 Expenditure: \$100,000

Justification

COMMUNITY BUILDING
 Elmcrest Park will need a multi-use building, which includes certain site improvements such as water service, septic, landscape and irrigation with storage for the athletic groups using the facility. Sewer service will be extended when sewer lines are available.
 Careful design consideration will be required to ensure that the building will meet all of the community needs. Some design monies may be required in this process, prior to bidding.

PLAYGROUND
 Myriads of parent users of Elmcrest Park have children along that are not in the soccer program. In addition, area residents (in particular to the east of T.H. #47 have been requesting a playground for the park for several years.

Expenditures	2014	2015	2016	2017	2018	Total
Building Cost/Construction	815,000					815,000
Total	815,000					815,000
Funding Sources	2014	2015	2016	2017	2018	Total
Lawful Gambling Fund	100,000					100,000
Park Improvement Trust Fund	675,000					675,000
Youth Association	40,000					40,000
Total	815,000					815,000

Capital Improvement Program
City of Ramsey, Minnesota


2014 *thru* 2018

Department Park Improvements

Contact

Project # 06-PARK-005

Project Name Community Building & Playground for Elmcrest Park



Capital Improvement Program

2014 *thru* 2018

City of Ramsey, Minnesota

Department Park Improvements

Contact

Type Improvement

Useful Life 20 Years

Category Park Improvement

Priority 6-Planned

Status Active

Total Project Cost: \$775,000

Project # 06-PARK-008
Project Name Redevelopment of Central Park

Description

The drive to the Park Center building would be extended to connect to Yolite Street and the proposed land use of the 35 acres east of the park.

Justification

Additional parking would occur along this new one way drive parkway, and some parking may be considered where the underutilized sedimentation basin currently exists, or this basin may be used for the adjoining land use, with the new parking occurring to the east.

Expenditures	2014	2015	2016	2017	2018	Total
Improvements Other than Build		775,000				775,000
Total		775,000				775,000
Funding Sources	2014	2015	2016	2017	2018	Total
Park Improvement Trust Fund		525,000				525,000
Youth Association		250,000				250,000
Total		775,000				775,000

Capital Improvement Program
City of Ramsey, Minnesota

2014 thru 2018

Department Park Improvements

Contact

Project # 06-PARK-008
Project Name Redevelopment of Central Park



Capital Improvement Program

2014 *thru* 2018

City of Ramsey, Minnesota

Department Park Improvements

Contact

Type Improvement

Useful Life 20 Years

Category Park Improvement

Priority 6-Planned

Status Active

Total Project Cost: \$76,000

Project #	06-PARK-010
Project Name	Irrigation for Titterud Park

Description

Underground irrigation & 160 GPM well.

If municipal water is available, cost may be less.

Justification

Irrigation should be considered for this 13.5 acre park, and a part of this is the evaluation of a well versus connection to a municipal watermain. Both have advantages. The \$40,000 represents the underground irrigation portion.

A 160 GPM well may cost about \$18,000.

Expenditures	2014	2015	2016	2017	2018	Total
Improvements Other than Build					76,000	76,000
Total					76,000	76,000
Funding Sources	2014	2015	2016	2017	2018	Total
Park Improvement Trust Fund					76,000	76,000
Total					76,000	76,000

Capital Improvement Program
City of Ramsey, Minnesota

2014 *thru* 2018

Department Park Improvements

Contact

Project # 06-PARK-010
Project Name Irrigation for Titterud Park



Capital Improvement Program

2014 *thru* 2018

City of Ramsey, Minnesota

Department Park Improvements

Contact

Type Improvement

Useful Life 20 Years

Category Park Improvement

Priority 6-Planned

Status Active

Total Project Cost: \$40,000

Project # 06-PARK-011

Project Name Observation boardwalk - Lake Itasca

Description

Boardwalk in the southeast portion of the open water wetland.

Justification

Lake Itasca is an important destination for migratory waterfowl and other wetland fauna. A boardwalk in the southeast portion of the open water wetland will invite trail users to experience this and provides direct contact with the lake.

In addition, an observation area with seating (similar to the one in Wetland #114P), provides a point of relaxation on the several mile-long Lake Itasca Trail.

The construction would be done by in-house forces (including Department of Corrections forces) - thereby saving 60% of potential costs.

Expenditures	2014	2015	2016	2017	2018	Total
Improvements Other than Build		40,000				40,000
Total		40,000				40,000
Funding Sources	2014	2015	2016	2017	2018	Total
Lawful Gambling Fund		40,000				40,000
Total		40,000				40,000

Capital Improvement Program
City of Ramsey, Minnesota

2014 *thru* 2018

Department Park Improvements

Contact

Project # 06-PARK-011

Project Name Observation boardwalk - Lake Itasca



Capital Improvement Program

2014 *thru* 2018

City of Ramsey, Minnesota

Department Park Improvements

Contact

Type Improvement

Useful Life 20 Years

Category Park Improvement

Priority 6-Planned

Status Active

Total Project Cost: \$125,000

Project #	06-PARK-012
Project Name	Rabbit Park Phase Two

Description

Well and underground irrigation.

Landscape improvements and an ag-lime infield for the ballfield.

Justification

Rabbit Park is a 5-acre neighborhood park with very basic features. The park's greatest need is irrigation. Therefore, the primary component of the proposed phase two project is a well and underground irrigation.

Landscape improvements would complete this project.

Expenditures	2014	2015	2016	2017	2018	Total
Improvements Other than Build					125,000	125,000
Total					125,000	125,000
Funding Sources	2014	2015	2016	2017	2018	Total
Park Improvement Trust Fund					125,000	125,000
Total					125,000	125,000

Capital Improvement Program
City of Ramsey, Minnesota

2014 *thru* 2018

Department Park Improvements

Contact

Project # 06-PARK-012

Project Name Rabbit Park Phase Two



Capital Improvement Program

2014 *thru* 2018

City of Ramsey, Minnesota

Department Park Improvements

Contact

Type Improvement

Useful Life 20 Years

Category Park Improvement

Priority 6-Planned

Status Active

Total Project Cost: \$55,000

Project #	06-PARK-015
Project Name	Observation deck on the Mississippi east Dolomite

Description

On the south side of Riverdale Drive, east of Dolomite exists a storm water discharge point to the river. This project discusses an observation deck at the top of the bluff over the existing storm sewer easement, concurrent with the development of the land there.

Justification

This access may provide improved maintenance to the storm outlet, but the primary value would be to maintain contact with the river by residents for the remarkable view, and as a rest point along the National, Mississippi River Trail.

This project may be combined with development of adjacent property.

Expenditures	2014	2015	2016	2017	2018	Total
Improvements Other than Build					55,000	55,000
Total					55,000	55,000
Funding Sources	2014	2015	2016	2017	2018	Total
Lawful Gambling Fund					55,000	55,000
Total					55,000	55,000

Capital Improvement Program
City of Ramsey, Minnesota

2014 *thru* 2018

Department Park Improvements

Contact

Project # 06-PARK-015

Project Name Observation deck on the Mississippi east Dolomite



Capital Improvement Program

2014 *thru* 2018

City of Ramsey, Minnesota

Department Park Improvements

Contact

Type Improvement

Useful Life 20 Years

Category Park Improvement

Priority 6-Planned

Status Active

Total Project Cost: \$750,000

Project #	06-PARK-016
Project Name	Mississippi River Park Development-Bridge location

Description

This neighborhood park is proposed in the general vicinity of the proposed bridge crossing, along the banks of the river. The park would consist of the usual park amenities, as well as open space that may be shared with adjoining new and existing residential land use.

The funding and the timing of the park development would be concurrent with the subdivision of the land.

This park may also serve as a trailhead for a trail (to be built with the bridge construction), that will connect Hennepin County, and the Three Rivers Park District.

The Park Trust Fund currently reflects a negative balance in this respective year.

Justification

Expenditures	2014	2015	2016	2017	2018	Total
Improvements Other than Build				750,000		750,000
Total				750,000		750,000

Funding Sources	2014	2015	2016	2017	2018	Total
Park Improvement Trust Fund				750,000		750,000
Total				750,000		750,000

Capital Improvement Program

2014 *thru* 2018

City of Ramsey, Minnesota

Department Park Improvements

Contact

Type Improvement

Useful Life 20 Years

Category Park Improvement

Priority 5 Future Consideration

Status Future Consideration

Total Project Cost: \$500,000

Project #	06-PARK-017
Project Name	Redevelopment of Hunters Hill

Description

Concurrent with any redevelopment of the subdivisions around the existing Hunters Hill Park would be an opportunity to bring improvements to the underutilized Hunters Hill Park. The funding would be from any new units shared. Open space connections within a redeveloped area may also be considered.

Justification

Should redevelopment occur in this area; it is likely densities will greatly increase. This, coupled with the commercial and light industrial uses in the area will create the need for a lunch break destination - as well the residential recreational demand.

This park is in the study of underutilized properties that could be sold.

Expenditures	2014	2015	2016	2017	2018	Total
Improvements Other than Build					500,000	500,000
Total					500,000	500,000
Funding Sources	2014	2015	2016	2017	2018	Total
Park Improvement Trust Fund					500,000	500,000
Total					500,000	500,000

Capital Improvement Program
City of Ramsey, Minnesota

2014 *thru* 2018

Department Park Improvements

Contact

Project # 06-PARK-017
Project Name **Redevelopment of Hunters Hill**



Capital Improvement Program

2014 *thru* 2018

City of Ramsey, Minnesota

Department Park Improvements

Contact

Type Improvement

Useful Life 20 Years

Category Park Improvement

Priority 6-Planned

Status Active

Total Project Cost: \$700,000

Project # 06-PARK-019

Project Name Trail Connections

Description

This project consists of the installation of several high priority connections linking segments of the city's trail system.

- Alpine Park to Sweetbay Ridge (2014)
- CR#83 from 167th Lane to Alpine Drive to Lake Itasca (2014)
- Hwy 47 from Trott Brook Cemetery to Elmcrest Park Trail (2014)

Justification

The increase demand in use of the city's trail system requires the continued development of the trail system.

Resident requests for improved trail system connections are reflected in these priority projects. The trails will also move people off high speed roadways and improve transportation and safety.

Expenditures	2014	2015	2016	2017	2018	Total
Improvements Other than Build	300,000	400,000				700,000
Total	300,000	400,000				700,000
Funding Sources	2014	2015	2016	2017	2018	Total
Grants and Aids	100,000	100,000				200,000
Park Improvement Trust Fund	200,000	300,000				500,000
Total	300,000	400,000				700,000

Capital Improvement Program
City of Ramsey, Minnesota

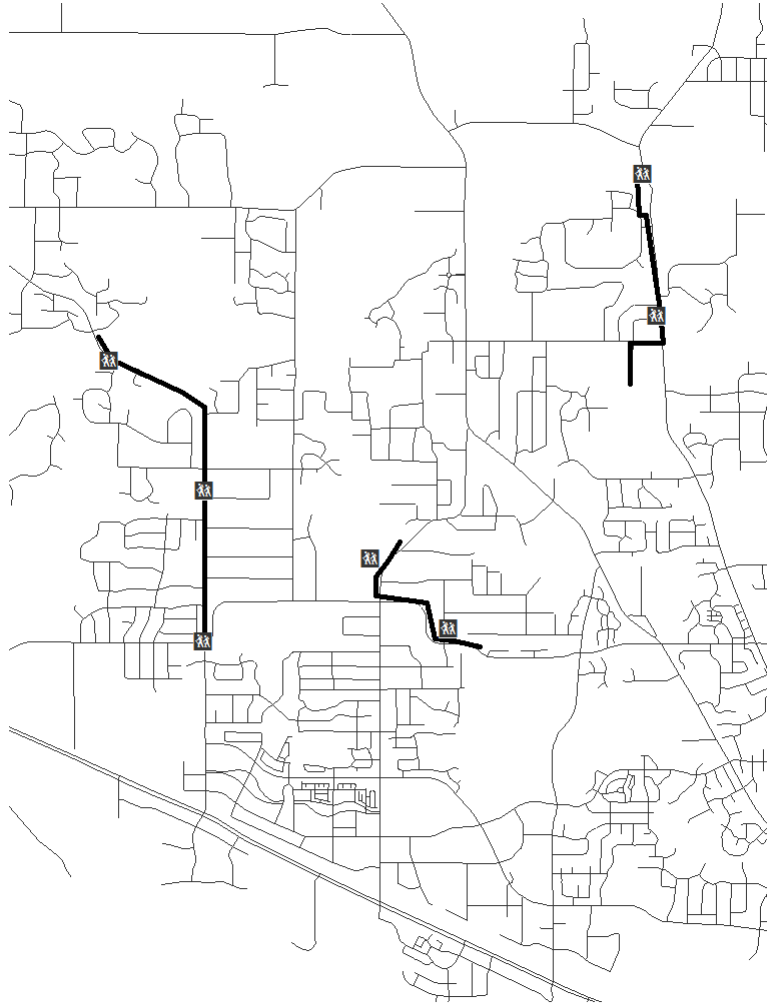
2014 *thru* 2018

Department Park Improvements

Contact

Project # 06-PARK-019

Project Name Trail Connections



Capital Improvement Program

2014 *thru* 2018

City of Ramsey, Minnesota

Department Park Improvements

Contact

Type Improvement

Useful Life 20 Years

Category Park Improvement

Priority 6-Planned

Status Active

Total Project Cost: \$3,000,000

Project # 07-PARK-001
Project Name Village Square Commons

Description

Development of the 2-acre Village Square Commons in the COR

Justification

This urban park-space may be the most prominent park space within the COR - due to its visibility along Sunwood Drive, and its relationship to the Municipal Center and transit hub.

Expenditures	2014	2015	2016	2017	2018	Total
Improvements Other than Build			3,000,000			3,000,000
Total			3,000,000			3,000,000
Funding Sources	2014	2015	2016	2017	2018	Total
GO Bonding			2,700,000			2,700,000
Grants and Aids			300,000			300,000
Total			3,000,000			3,000,000

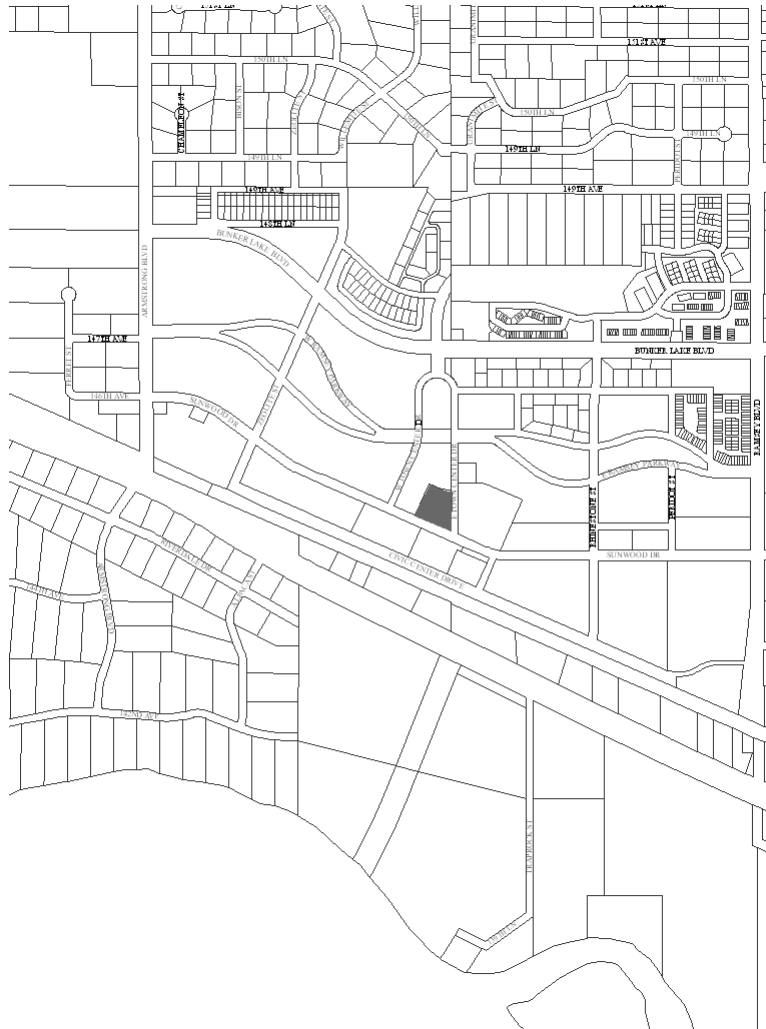
Capital Improvement Program
City of Ramsey, Minnesota

2014 *thru* 2018

Department Park Improvements

Contact

Project # 07-PARK-001
Project Name Village Square Commons



Capital Improvement Program

2014 *thru* 2018

City of Ramsey, Minnesota

Department Park Improvements

Contact

Project # 08-PARK-001
Project Name Landscape Improvements for Parks

Type Improvement

Useful Life 20 Years

Category Park Improvement

Priority 6-Planned

Status Active

Total Project Cost: \$35,000

Description

Purchase landscape materials for installation in parks by volunteers.

Justification

The City can leverage improvements by working with volunteer groups that will plant the materials supplied by the City.

Prior	Expenditures	2014	2015	2016	2017	2018	Total
10,000	Improvements Other than Build	5,000	5,000	5,000	5,000	5,000	25,000
Total	Total	5,000	5,000	5,000	5,000	5,000	25,000

Prior	Funding Sources	2014	2015	2016	2017	2018	Total
10,000	Park Improvement Trust Fund	5,000	5,000	5,000	5,000	5,000	25,000
Total	Total	5,000	5,000	5,000	5,000	5,000	25,000

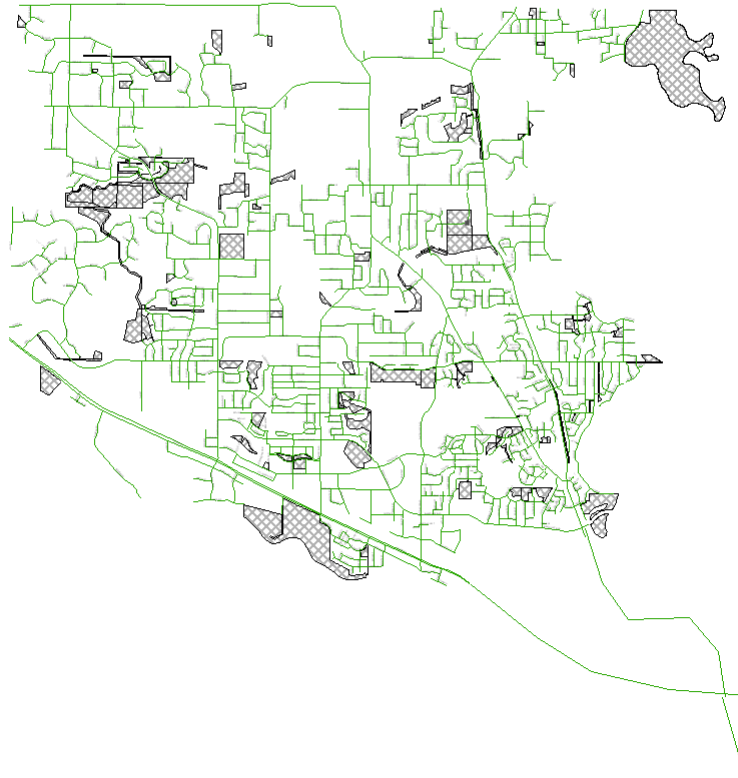
Capital Improvement Program
City of Ramsey, Minnesota

2014 *thru* 2018

Department Park Improvements

Contact

Project #	08-PARK-001
Project Name	Landscape Improvements for Parks



Capital Improvement Program

2014 *thru* 2018

City of Ramsey, Minnesota

Department Park Improvements

Contact

Type Improvement

Useful Life 20 Years

Category Park Improvement

Priority 6-Planned

Status Active

Total Project Cost: \$2,190,000

Project #	08-PARK-002
Project Name	Mississippi River Trail West

Description

This trail will parallel the Mississippi River from Elk River to Anoka, passing through Mississippi West Regional Park. Trail connections are being completed that connect Ramsey to the Twin Cities - and south to Hastings as part of the National Mississippi River Trail.

The 2013 work will construct the trail from Anoka to Mississippi West Park. A trail grant application has been submitted for \$1,600,000 to be considered a federally funded project in 2015. This will be applied to construct the trail from Mississippi River Regional Trail to Elk River. Anoka County Parks will provide the local match.

Justification

A detailed feasibility study has been prepared. The total project is estimated at \$2,250,000.

Prior	Expenditures	2014	2015	2016	2017	2018	Total
540,000	Improvements Other than Build		1,650,000				1,650,000
Total	Total		1,650,000				1,650,000

Prior	Funding Sources	2014	2015	2016	2017	2018	Total
540,000	Grants and Aids		1,650,000				1,650,000
Total	Total		1,650,000				1,650,000

Capital Improvement Program
City of Ramsey, Minnesota

2014 *thru* 2018

Department Park Improvements

Contact

Project #	08-PARK-002
Project Name	Mississippi River Trail West



Capital Improvement Program

2014 *thru* 2018

City of Ramsey, Minnesota

Department Park Improvements

Contact

Type Improvement

Useful Life 20 Years

Category Park Improvement

Priority 6-Planned

Status Active

Total Project Cost: \$4,000,000

Project # 08-PARK-004
Project Name Lake Ramsey Park

Description

This project will be the culmination of comprehensive planning for a significant water feature in The COR. The lake will be a layering of public and private amenities – such as the integration of restaurant overlooks, required open space, public paths, wading areas and shady aesthetics, all of which provides the ‘green’ and ‘blue’ (and stormwater) connections between The Draw and retail areas.

The Park Trust Fund reflects a negative ending balance during the period this is recommended to be approved

Justification

In addition to providing a superior view-shed for retail sites as well as water recreation, the lake will handle storm run-off and provide fill material for other projects within The COR.

Expenditures	2014	2015	2016	2017	2018	Total
Improvements Other than Build					4,000,000	4,000,000
Total					4,000,000	4,000,000
Funding Sources	2014	2015	2016	2017	2018	Total
Park Improvement Trust Fund					4,000,000	4,000,000
Total					4,000,000	4,000,000

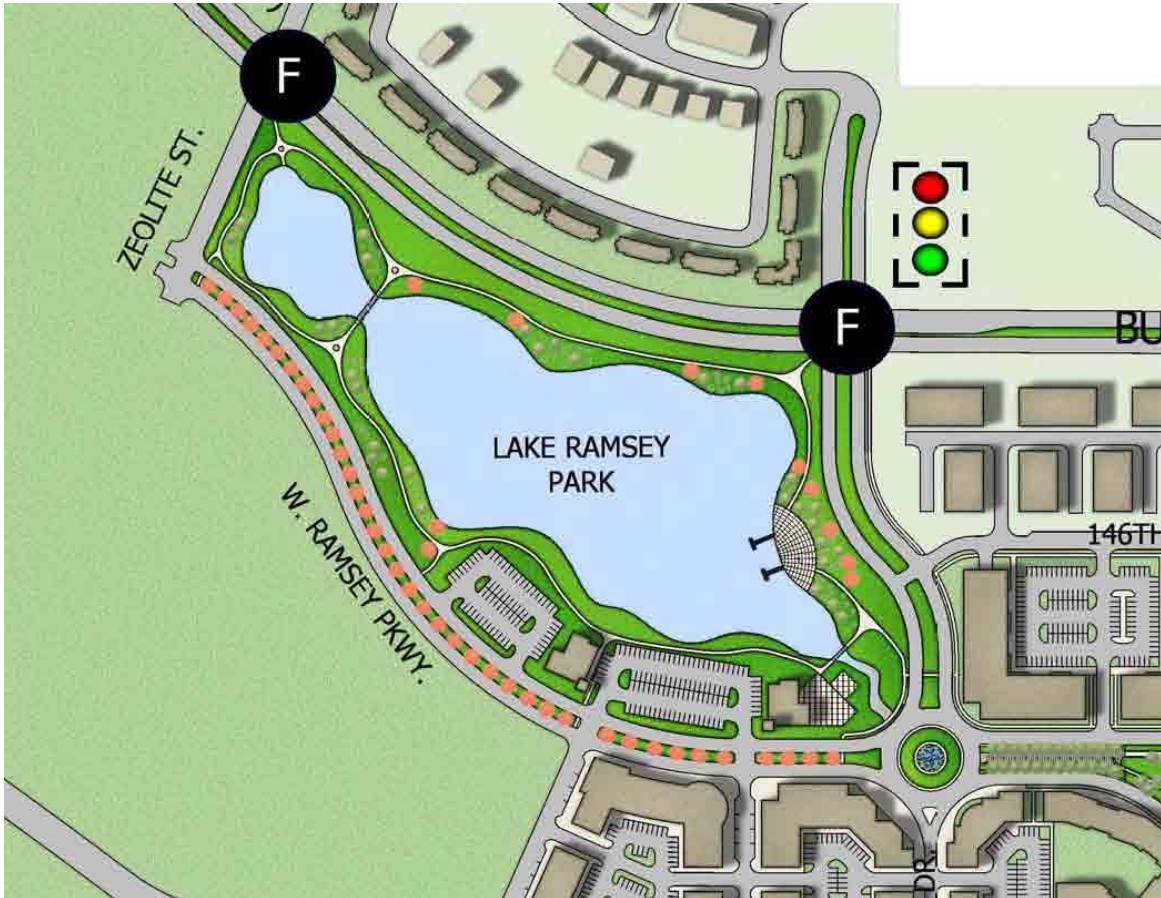
Capital Improvement Program
City of Ramsey, Minnesota

2014 *thru* 2018

Department Park Improvements

Contact

Project #	08-PARK-004
Project Name	Lake Ramsey Park



Capital Improvement Program

2014 *thru* 2018

City of Ramsey, Minnesota

Department Park Improvements

Contact

Type Improvement

Useful Life 20 Years

Category Park Improvement

Priority 6-Planned

Status Active

Total Project Cost: \$1,350,000

Project #	08-PARK-005
Project Name	The Draw (Ballfield Area)

Description

Located on the east side of Rhinestone Street and south of East Ramsey Parkway, this park currently has ball fields with backstops , irrigation and perimeter sidewalks. Additional improvement will include a playground and pavilion with restrooms in 2016.

The Park Trust Fund reflects a negative ending balance during the time period this project is recommended to be constructed.

Justification

This park is part of the Master Plan for the COR. The ballfield is used by PACT charter school during the day and available for public use in the evening.

Prior	Expenditures	2014	2015	2016	2017	2018	Total
150,000	Improvements Other than Build				1,200,000		1,200,000
Total	Total				1,200,000		1,200,000

Prior	Funding Sources	2014	2015	2016	2017	2018	Total
150,000	Park Improvement Trust Fund				1,200,000		1,200,000
Total	Total				1,200,000		1,200,000

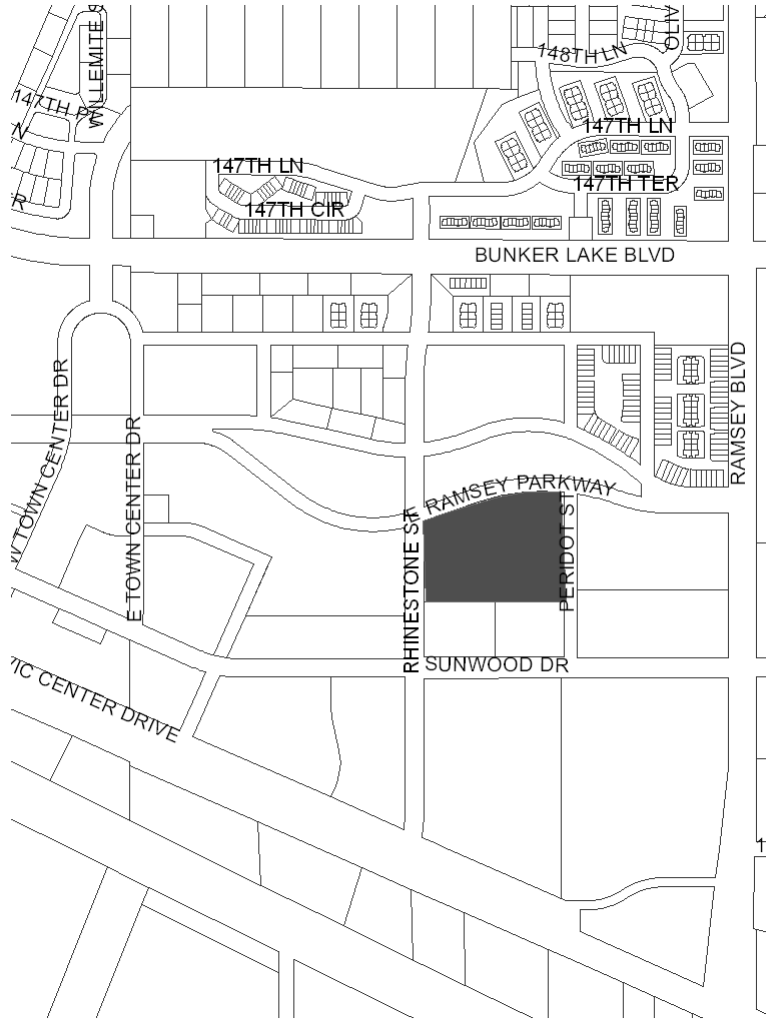
Capital Improvement Program
City of Ramsey, Minnesota

2014 *thru* 2018

Department Park Improvements

Contact

Project # **08-PARK-005**
Project Name **The Draw (Ballfield Area)**



Capital Improvement Program

2014 *thru* 2018

City of Ramsey, Minnesota

Department Park Improvements

Contact

Type Improvement

Useful Life 20 Years

Category Park Improvement

Priority 6-Planned

Status Active

Total Project Cost: \$2,600,000

Project # 08-PARK-008

Project Name Mississippi Skyway over TH10 Near rail Station

Description

This bridge will connect the COR to the trail to the Mississippi River along the storm sewer outfall and serve as a regional trail connection between the Northstar Rail Station and Mississippi West Regional Park.

Justification

The COR is designed to be pedestrian friendly. This bridge will provide a connection to West Mississippi Regional Park and the regional trail. Further, the rail and highway crossing will allow residents to access the commuter rail and the COR without adding automobile trips to Hwys #10 and #169.

Expenditures	2014	2015	2016	2017	2018	Total
Improvements Other than Build			2,600,000			2,600,000
Total			2,600,000			2,600,000
Funding Sources	2014	2015	2016	2017	2018	Total
Grants and Aids			2,600,000			2,600,000
Total			2,600,000			2,600,000

Capital Improvement Program
City of Ramsey, Minnesota

2014 thru 2018

Department Park Improvements

Contact

Project # 08-PARK-008
Project Name Mississippi Skyway over TH10 Near rail Station



Capital Improvement Program

2014 *thru* 2018

City of Ramsey, Minnesota

Department Park Improvements

Contact

Type Improvement

Useful Life 20 Years

Category Park Improvement

Priority 6-Planned

Status Active

Total Project Cost: \$475,000

Project #	09-PARK-001
Project Name	Multi-Sports Facility

Description

This project contemplates construction of an inflatable dome for indoor practices, soccer, football, baseball, softball, etc. One location for consideration is Lake Itasca Park south of Alpine Drive near Puma Street.

The Park Trust Fund reflects a negative ending balance.

Justification

The youth Athletic Associations have indicated a need for this type of facility. They currently use facilities in surrounding City's when it is available.

The building would be placed in an existing park with parking facilities. The 400' x 120' structure will provide indoor practice and game areas for many sports.

The proposed project would move into a planning stage if a community center is not forecast for a similar time frame. The committed annual revenue from youth athletics can pay back some of the facility expense. Synthetic turf must be considered for this facility as part of the planning process.

Expenditures	2014	2015	2016	2017	2018	Total
Building Cost/Construction					475,000	475,000
Total					475,000	475,000
Funding Sources	2014	2015	2016	2017	2018	Total
Park Improvement Trust Fund					475,000	475,000
Total					475,000	475,000

Capital Improvement Program

2014 *thru* 2018

City of Ramsey, Minnesota

Department Park Improvements

Contact

Type Improvement

Useful Life 25

Category Park Improvement

Priority 6-Planned

Status Active

Total Project Cost: \$2,500,000

Project # 11-PARK-003
Project Name Alpine Park Winter Facilities

Description

This project shall include the construction of a chalet/warming house capable of facilitating winter equipment rentals and vending. Improvements will also include the expansion of the existing parking lot, and the construction of refrigerated rinks.

The Park Trust Fund Reflects a negative ending balance for this time period.

Justification

This warming house will function as a hub for winter recreation in the city with ice skating, sliding, and cross-country ski trails. Further, the existing warming house and rinks at Ramsey Elementary are in sub-standard condition and would be discontinued under this proposal.

Expenditures	2014	2015	2016	2017	2018	Total
Building Cost/Construction					750,000	750,000
Improvements Other than Build					1,750,000	1,750,000
Total					2,500,000	2,500,000
Funding Sources	2014	2015	2016	2017	2018	Total
Park Improvement Trust Fund					2,500,000	2,500,000
Total					2,500,000	2,500,000

Capital Improvement Program
City of Ramsey, Minnesota

2014 *thru* 2018

Department Park Improvements

Contact

Project #	11-PARK-003
Project Name	Alpine Park Winter Facilities



Capital Improvement Program

2014 *thru* 2018

City of Ramsey, Minnesota

Department Park Improvements

Contact

Type Improvement

Useful Life 25

Category Park Improvement

Priority 6-Planned

Status Active

Total Project Cost: \$15,000

Project #	12-PARK-004
Project Name	The Draw Water Quality Fountains

Description	
Adding aeration fountains to the recently constructed (2010) park.	

Justification	
This project will install fountains in the pond to circulate the water and improve water quality.	

Expenditures	2014	2015	2016	2017	2018	Total
Improvements Other than Build	15,000					15,000
Total	15,000					15,000

Funding Sources	2014	2015	2016	2017	2018	Total
Park Improvement Trust Fund	15,000					15,000
Total	15,000					15,000

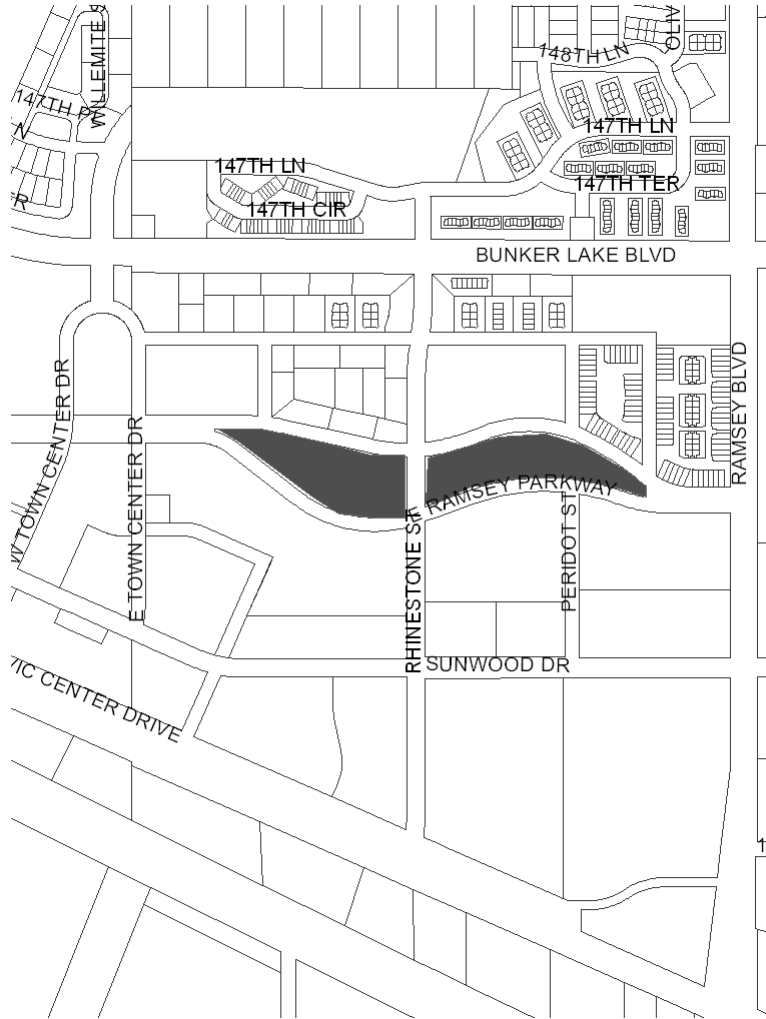
Capital Improvement Program
City of Ramsey, Minnesota

2014 *thru* 2018

Department Park Improvements

Contact

Project # 12-PARK-004
Project Name The Draw Water Quality Fountains



Capital Improvement Program

2014 *thru* 2018

City of Ramsey, Minnesota

Department Park Improvements

Contact

Type Improvement

Useful Life 25

Category Park Improvement

Priority 6-Planned

Status Active

Total Project Cost: \$10,000

Project #	12-PARK-006
Project Name	The Draw Grates

Description

Adding stormwater grates to the recently constructed (2010) park.

Justification

This project will install grates over the pipes in the stormwater spreaders. The pipes do not have grates to prevent people and animals from entering the pipes.

Expenditures	2014	2015	2016	2017	2018	Total
Improvements Other than Build	10,000					10,000
Total	10,000					10,000
Funding Sources	2014	2015	2016	2017	2018	Total
Storm Water Utility Fund	10,000					10,000
Total	10,000					10,000

Capital Improvement Program
City of Ramsey, Minnesota

2014 *thru* 2018

Department Park Improvements

Contact

Project #	12-PARK-006
Project Name	The Draw Grates



Capital Improvement Program

2014 *thru* 2018

City of Ramsey, Minnesota

Department Park Improvements

Contact

Type Improvement

Useful Life 25

Category Park Improvement

Priority 6-Planned

Status Active

Total Project Cost: \$20,000

Project # 12-PARK-008

Project Name McKinley Trail Connection to Anoka

Description

Construct Trail along McKinley extension to connect to Anoka City Limits.

Justification

This project will construct a trail in the industrial park from the intersection of Radium and McKinley to McKinley Street in Anoka, providing non-motorized connectivity between the two cities. This project was identified as a priority at the joint Anoka and Ramsey City Council Meeting.

Expenditures	2014	2015	2016	2017	2018	Total
Improvements Other than Build	20,000					20,000
Total	20,000					20,000
Funding Sources	2014	2015	2016	2017	2018	Total
City of Anoka	10,000					10,000
Park Improvement Trust Fund	10,000					10,000
Total	20,000					20,000

Capital Improvement Program
City of Ramsey, Minnesota

2014 *thru* 2018

Department Park Improvements

Contact

Project # 12-PARK-008

Project Name McKinley Trail Connection to Anoka



Capital Improvement Program

2014 *thru* 2018

City of Ramsey, Minnesota

Department Park Improvements

Contact Unassigned

Type Improvement

Useful Life 10

Category Park Improvement

Priority 6-Planned

Status Active

Total Project Cost: \$10,000

Project # 14-PARK-001

Project Name Lions Pavilion Improvements

Description

This project entails adding a 3' to 4' concrete slab around three sides of the Lions Pavilion park and concession stand at Center Park.

Justification

Presently the drinking fountains at the north side of the building are not accessible by wheelchair and water from the roof splashes mud onto the interior areas.

Expenditures	2014	2015	2016	2017	2018	Total
Improvements Other than Build	10,000					10,000
Total	10,000					10,000
Funding Sources	2014	2015	2016	2017	2018	Total
Lawful Gambling Fund	10,000					10,000
Total	10,000					10,000

Capital Improvement Program
City of Ramsey, Minnesota

2014 *thru* 2018


Department Park Improvements

Contact Unassigned

Project #	14-PARK-001
Project Name	Lions Pavilion Improvements



THIS PAGE INTENTIONALLY BLANK



SEWER UTILITY IMPROVEMENT

THIS PAGE INTENTIONALLY BLANK

City of Ramsey, Minnesota
Capital Improvement Program
 2014 thru 2018

PROJECTS BY CATEGORY

Category	Project#	Priority	2014	2015	2016	2017	2018	Total
Sewer Utility Improvement								
Abandon Liftstation Wildlife Sanctuary	04-SEW-001	6					352,000	352,000
Northeast Sanitary Sewer & Watermain Ext	05-SEW-001	6				1,300,000		1,300,000
West Mississippi Park Sewer Service	08-SEW-002	6			170,000			170,000
Abandon Lift Station River Pines	08-SEW-004	6					45,000	45,000
Replace Cabinet at Lift Station 1	12-SEW-001	6	40,000					40,000
Fire Station 1 Sanitary Sewer Service	12-SEW-002	6	20,000					20,000
Extend Sewer from Armstrong to East of Alpaca	12-SEW-003	6	202,500					202,500
Sewer Utility Improvement Total			262,500		170,000	1,300,000	397,000	2,129,500
GRAND TOTAL			262,500		170,000	1,300,000	397,000	2,129,500

Capital Improvement Program

2014 *thru* 2018

City of Ramsey, Minnesota

Department Sewer Utility
Contact Unassigned
Type Improvement
Useful Life 50 Years
Category Sewer Utility Improvement
Priority 6-Planned
Status Active

Project #	04-SEW-001
Project Name	Abandon Liftstation Wildlife Sanctuary

Total Project Cost: \$352,000

Description

This project involves extending a sanitary sewer approximately 1500' to the Wildlife Sanctuary lift station. This lift station can then be abandoned. This project will include easement acquisition.

Justification

The abandonment of a lift station will eliminate the perpetual costs of power, daily inspection, mechanical maintenance and the eventual replacement of this mechanized system.

This project will be integrated with development of the adjacent property.

Expenditures	2014	2015	2016	2017	2018	Total
Land Acquisition					50,000	50,000
Building Cost/Construction					302,000	302,000
Total					352,000	352,000
Funding Sources	2014	2015	2016	2017	2018	Total
Sewer Utility Fund					352,000	352,000
Total					352,000	352,000

Capital Improvement Program
City of Ramsey, Minnesota

2014 *thru* 2018

Department Sewer Utility

Contact Unassigned

Project # 04-SEW-001

Project Name Abandon Liftstation Wildlife Sanctuary



Capital Improvement Program

2014 *thru* 2018

City of Ramsey, Minnesota

Department Sewer Utility
Contact Unassigned
Type Improvement
Useful Life 50 Years
Category Sewer Utility Improvement
Priority 6-Planned
Status Active

Project # 05-SEW-001
Project Name Northeast Sanitary Sewer & Watermain Ext

Description **Total Project Cost: \$1,300,000**
 To provide municipal sanitary sewer and water service to a service area northeast of its current location south of the intersection of Sunfish Boulevard and Nowthen Boulevard.
 Total Cost \$3,495,805 (20 year @4.5%) \$5,374,880 with interest

Justification
 The City has had a feasibility study prepared that has identified the alignment of sewer and watermain necessary to service this property. The redevelopment of the 167th and TH 47 area has been identified as a Strategic development goal.

Expenditures	2014	2015	2016	2017	2018	Total
Improvements Other than Build				1,300,000		1,300,000
Total				1,300,000		1,300,000

Funding Sources	2014	2015	2016	2017	2018	Total
Sewer Utility Fund				1,300,000		1,300,000
Total				1,300,000		1,300,000

Capital Improvement Program
City of Ramsey, Minnesota

2014 *thru* 2018

Department Sewer Utility

Contact Unassigned

Project # 05-SEW-001

Project Name Northeast Sanitary Sewer & Watermain Ext



Capital Improvement Program

2014 *thru* 2018

City of Ramsey, Minnesota

Department Sewer Utility

Contact

Type Improvement

Useful Life 50 Years

Category Sewer Utility Improvement

Priority 6-Planned

Status Active

Total Project Cost: \$170,000

Project #	08-SEW-002
Project Name	West Mississippi Park Sewer Service

Description

West Mississippi Park is expected to develop and will require sanitary sewer service.

Total water & sewer improvements - \$310,000.

Justification

It is anticipated West Mississippi Park will be developed and will require sewer and water service. This project will provide the sewer service for the park improvements. The schedule for this work will be coordinated with the park improvements and will not proceed independently.

This work will be coordinated with construction of a frontage road south of TH 10.

Expenditures	2014	2015	2016	2017	2018	Total
Improvements Other than Build			170,000			170,000
Total			170,000			170,000
Funding Sources	2014	2015	2016	2017	2018	Total
Sewer Utility Fund			170,000			170,000
Total			170,000			170,000

Capital Improvement Program
City of Ramsey, Minnesota

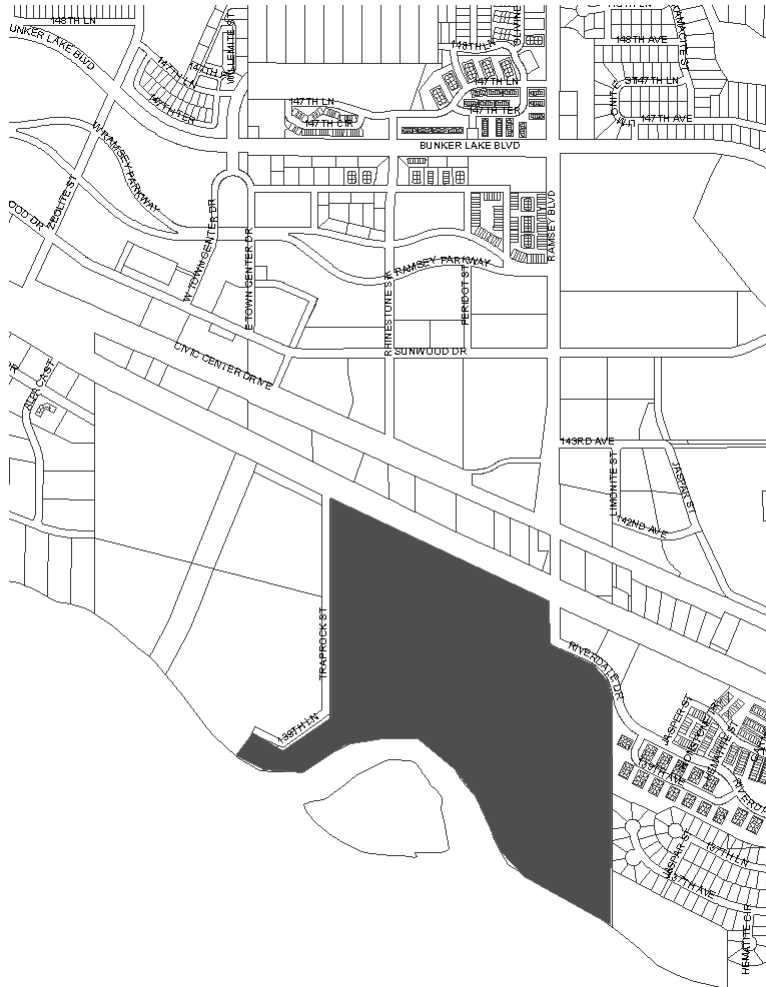
2014 *thru* 2018

Department Sewer Utility

Contact

Project # 08-SEW-002

Project Name West Mississippi Park Sewer Service



Capital Improvement Program

2014 *thru* 2018

City of Ramsey, Minnesota

Department Sewer Utility

Contact

Type Improvement

Useful Life 50 Years

Category Sewer Utility Improvement

Priority 6-Planned

Status Active

Total Project Cost: \$45,000

Project #	08-SEW-004
Project Name	Abandon Lift Station River Pines

Description

This project involves extending the gravity sewer from Rum River Meadows to the River Pines Lift Station and abandoning the River Pines Lift Station.

Total Project \$120,000

Justification

The abandonment of a lift station will eliminate the perpetual costs of power, daily inspection, mechanical maintenance and the eventual replacement of this mechanized system.

This project will be integrated with the Rum River Prairie project.

Expenditures	2014	2015	2016	2017	2018	Total
Improvements Other than Build					45,000	45,000
Total					45,000	45,000
Funding Sources	2014	2015	2016	2017	2018	Total
Sewer Utility Fund					45,000	45,000
Total					45,000	45,000

Capital Improvement Program

2014 *thru* 2018

City of Ramsey, Minnesota

Department Sewer Utility

Contact

Project # 08-SEW-004

Project Name Abandon Lift Station River Pines



Capital Improvement Program

2014 *thru* 2018

City of Ramsey, Minnesota

Department Sewer Utility

Contact

Type Improvement

Useful Life 50 Years

Category Sewer Utility Improvement

Priority 6-Planned

Status Active

Total Project Cost: \$40,000

Project # 12-SEW-001
Project Name Replace Cabinet at Lift Station 1

Description

Lift Station 1 is located at Dolomite and 137th Avenue and was the first lift station installed

Justification

Lift Station 1 was installed in 1990. Improvements in control technology has required installation of a new cabinet. The original cabinet is outdated and in need of replacement

Expenditures	2014	2015	2016	2017	2018	Total
Improvements Other than Build	40,000					40,000
Total	40,000					40,000

Funding Sources	2014	2015	2016	2017	2018	Total
Sewer Utility Fund	40,000					40,000
Total	40,000					40,000

Capital Improvement Program
City of Ramsey, Minnesota

2014 *thru* 2018

Department Sewer Utility

Contact

Project #	12-SEW-001
Project Name	Replace Cabinet at Lift Station 1



Capital Improvement Program

2014 *thru* 2018

City of Ramsey, Minnesota

Department Sewer Utility

Contact

Type Improvement

Useful Life 50 Years

Category Sewer Utility Improvement

Priority 6-Planned

Status Active

Total Project Cost: \$20,000

Project # 12-SEW-002

Project Name Fire Station 1 Sanitary Sewer Service

Description

Sanitary Sewer was extended to the Fire Station Property in 2011. This project will extend sanitary sewer into the fire station in conjunction with City Water.

Justification

Extending sanitary sewer will allow removal of the septic tank and drainfield.

Expenditures	2014	2015	2016	2017	2018	Total
Improvements Other than Build	20,000					20,000
Total	20,000					20,000
Funding Sources	2014	2015	2016	2017	2018	Total
Sewer Utility Fund	20,000					20,000
Total	20,000					20,000

Capital Improvement Program

2014 *thru* 2018

City of Ramsey, Minnesota

Department Sewer Utility

Contact

Type Improvement

Useful Life 50 Years

Category Sewer Utility Improvement

Priority 6-Planned

Status Active

Total Project Cost: \$202,500

Project # 12-SEW-003

Project Name Extend Sewer from Armstrong to East of Alpaca

Description

The City is applying for a grant to extend Riverdale Drive from Alpaca to Traprock street. This project will install sanitary sewer to serve new development in conjunction with construction of the street.

Justification

Constructing the sanitary sewer in conjunction with the street will eliminate the need to dig up the road in the future.

Expenditures	2014	2015	2016	2017	2018	Total
Improvements Other than Build	202,500					202,500
Total	202,500					202,500
Funding Sources	2014	2015	2016	2017	2018	Total
Sewer Utility Fund	202,500					202,500
Total	202,500					202,500

Capital Improvement Program
City of Ramsey, Minnesota

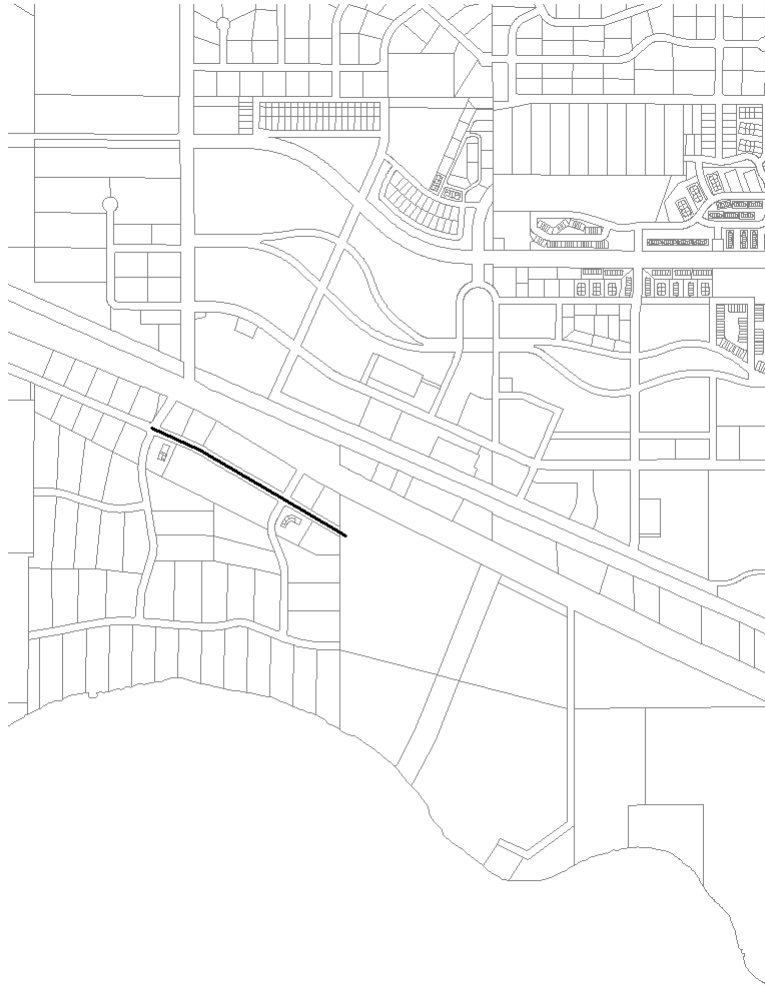
2014 *thru* 2018

Department Sewer Utility


Contact

Project # 12-SEW-003

Project Name Extend Sewer from Armstrong to East of Alpaca



THIS PAGE INTENTIONALLY BLANK



SITE ACQUISITION

THIS PAGE INTENTIONALLY BLANK

City of Ramsey, Minnesota
Capital Improvement Program
 2014 thru 2018

PROJECTS BY CATEGORY

Category	Project#	Priority	2014	2015	2016	2017	2018	Total
Site Acquisition								
Sixth Community Park (north central Ramsey)	06-ACQ-001	6					1,000,000	<i>1,000,000</i>
Acquire outlots "A" in Rivers Bluff and Reilly Est	06-ACQ-002	5					20,000	<i>20,000</i>
Bunker Lake Extension Prop ROW to Alpine Drive	07-ACQ-003	6			1,500,000			<i>1,500,000</i>
Site Acquisition for Water Treatment Plant	07-ACQ-004	6		1,000,000				<i>1,000,000</i>
Alpaca Estates Outlot	08-ACQ-002	6			35,000			<i>35,000</i>
Land for Future Fire Station #4	09-ACQ-006	6	100,000					<i>100,000</i>
Site Acquisition Total			100,000	1,000,000	1,535,000		1,020,000	<i>3,655,000</i>
GRAND TOTAL			100,000	1,000,000	1,535,000		1,020,000	<i>3,655,000</i>

Capital Improvement Program

2014 *thru* 2018

City of Ramsey, Minnesota

Department Site Acquisitions

Contact

Type Land

Useful Life Unassigned

Category Site Acquisition

Priority 6-Planned

Status Active

Total Project Cost: \$1,000,000

Project #	06-ACQ-001
Project Name	Sixth Community Park (north central Ramsey)

Description

The park location has not been determined, but may be expected to be sited north of Trott Brook and generally geographically central.

The park should have a minimum of 60 acres of usable land.

The Park Trust Fund does not have enough funding at the current time.

Justification

Given the projected build-out of Ramsey, it is anticipated that a sixth Community Park will be required to meet the needs of the existing and future residents.

A joint powers agreement for funding and O & M may be explored with Burns Township.

Expenditures	2014	2015	2016	2017	2018	Total
Land Acquisition					1,000,000	1,000,000
Total					1,000,000	1,000,000
Funding Sources	2014	2015	2016	2017	2018	Total
City of Nowthen					0	0
Park Improvement Trust Fund					1,000,000	1,000,000
Total					1,000,000	1,000,000

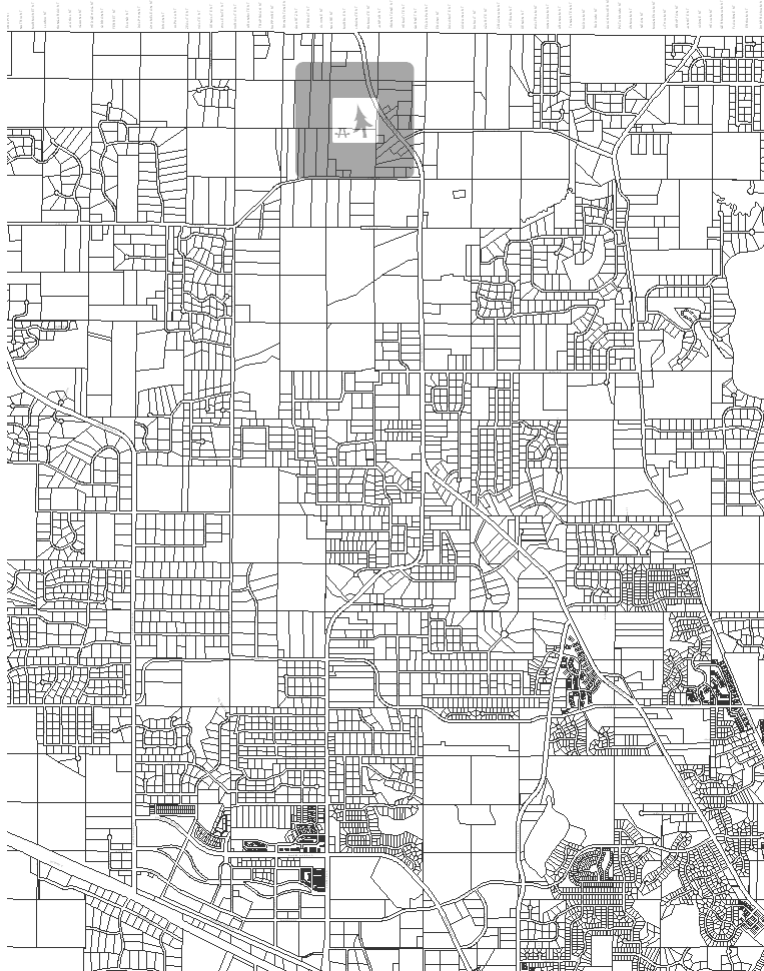
Capital Improvement Program
City of Ramsey, Minnesota

2014 *thru* 2018

Department Site Acquisitions

Contact

Project #	06-ACQ-001
Project Name	Sixth Community Park (north central Ramsey)



Capital Improvement Program

2014 *thru* 2018

City of Ramsey, Minnesota

Department Site Acquisitions

Contact

Type Land

Useful Life Unassigned

Category Site Acquisition

Priority 5 Future Consideration

Status Future Consideration

Total Project Cost: \$20,000

Project #	06-ACQ-002
Project Name	Acquire outlots "A" in Rivers Bluff and Reilly Est

Description

Along the Rum River in the central part of the city are separate outlots owned by two homeowners associations. Both are very attractive, wooded parcels and connected to existing trail corridors. This project may entail the donation of the land in exchange for passive improvements such as trails, picnic areas or fishing.

Justification

The associations would benefit by realizing these amenities near their homes. The \$20,000 expense represents an estimate for real-estate transaction costs, and perhaps park planning to promote the donation. The park plans would generate the development cost projections.

Expenditures	2014	2015	2016	2017	2018	Total
Land Acquisition					20,000	20,000
Total					20,000	20,000
Funding Sources	2014	2015	2016	2017	2018	Total
Park Improvement Trust Fund					20,000	20,000
Total					20,000	20,000

Capital Improvement Program
City of Ramsey, Minnesota

2014 *thru* 2018

Department Site Acquisitions

Contact

Project # 06-ACQ-002

Project Name Acquire outlots "A" in Rivers Bluff and Reilly Est



Capital Improvement Program

2014 *thru* 2018

City of Ramsey, Minnesota

Department Site Acquisitions

Contact

Type Land

Useful Life

Category Site Acquisition

Priority 6-Planned

Status Active

Total Project Cost: \$1,500,000

Project #	07-ACQ-003
Project Name	Bunker Lake Extension Prop ROW to Alpine Drive

Description
This project consists of the extension of Bunker Lake Blvd from the limit of Project 07-ACQ-001 at Puma Street westward to Alpine Drive.

Justification
This street extension would provide a second collector access to the development to the east as well as providing access to addition lands west of Puma Street.

Expenditures	2014	2015	2016	2017	2018	Total
Land Acquisition			1,500,000			1,500,000
Total			1,500,000			1,500,000
Funding Sources	2014	2015	2016	2017	2018	Total
To Be Determined			1,500,000			1,500,000
Total			1,500,000			1,500,000

Capital Improvement Program
City of Ramsey, Minnesota

2014 *thru* 2018

Department Site Acquisitions

Contact

Project # 07-ACQ-003

Project Name Bunker Lake Extension Prop ROW to Alpine Drive



Capital Improvement Program

2014 *thru* 2018

City of Ramsey, Minnesota

Department Site Acquisitions

Contact

Type Land

Useful Life

Category Site Acquisition

Priority 6-Planned

Status Active

Total Project Cost: \$1,000,000

Project #	07-ACQ-004
Project Name	Site Acquisition for Water Treatment Plant

Description

The Comprehensive water plan identified the need for a water treatment plant to serve the water demand for the City. Site acquisition should be started so that the site is available when design of the plant is authorized.

This work should include negotiating first right of refusal for the property.

The process will include acquisition of the River bank intake and transmission line route.

Justification

The treatment plant will provide more aesthetically pleasing water, eliminate staining, reduce fouling of water softness and improve the taste and odor of the water. With iron removed, the use of polyphosphate can be reduced or eliminated, resulting in an environmental benefit.

Expenditures	2014	2015	2016	2017	2018	Total
Land Acquisition		1,000,000				1,000,000
Total		1,000,000				1,000,000
Funding Sources	2014	2015	2016	2017	2018	Total
Water Utility Fund		1,000,000				1,000,000
Total		1,000,000				1,000,000

Capital Improvement Program
City of Ramsey, Minnesota

2014 thru 2018

Department Site Acquisitions

Contact

Project # 07-ACQ-004

Project Name Site Acquisition for Water Treatment Plant



Capital Improvement Program

2014 *thru* 2018

City of Ramsey, Minnesota

Department Site Acquisitions

Contact

Type Land

Useful Life

Category Site Acquisition

Priority 6-Planned

Status Active

Total Project Cost: \$35,000

Project #	08-ACQ-002
Project Name	Alpaca Estates Outlot

Description

This lot was not large enough to build on when the plat was filed.

Justification

This lot was the subject of a development proposal to build a single family home. The proposal was denied. Acquisition of this outlot would provide river access in this area.

Expenditures	2014	2015	2016	2017	2018	Total
Land Acquisition			35,000			35,000
Total			35,000			35,000
Funding Sources	2014	2015	2016	2017	2018	Total
Park Improvement Trust Fund			35,000			35,000
Total			35,000			35,000

Capital Improvement Program
City of Ramsey, Minnesota

2014 *thru* 2018

Department Site Acquisitions

Contact

Project # 08-ACQ-002
Project Name Alpaca Estates Outlot



Capital Improvement Program

2014 *thru* 2018

City of Ramsey, Minnesota

Department Site Acquisitions

Contact

Type Land

Useful Life

Category Site Acquisition

Priority 6-Planned

Status Active

Total Project Cost: \$100,000

Project #	09-ACQ-006
Project Name	Land for Future Fire Station #4

Description
Acquisition of property for future fire station #4.

Justification
Even with the Nowthen/Ramsey joint fire service agreement, a location for a 3rd Ramsey Fire Station should continue to be looked at. Location would be centralized in the upper 1/3 of Ramsey.

Expenditures	2014	2015	2016	2017	2018	Total
Land Acquisition	100,000					100,000
Total	100,000					100,000
Funding Sources	2014	2015	2016	2017	2018	Total
Facility Fund	100,000					100,000
Total	100,000					100,000

Capital Improvement Program

2014 *thru* 2018

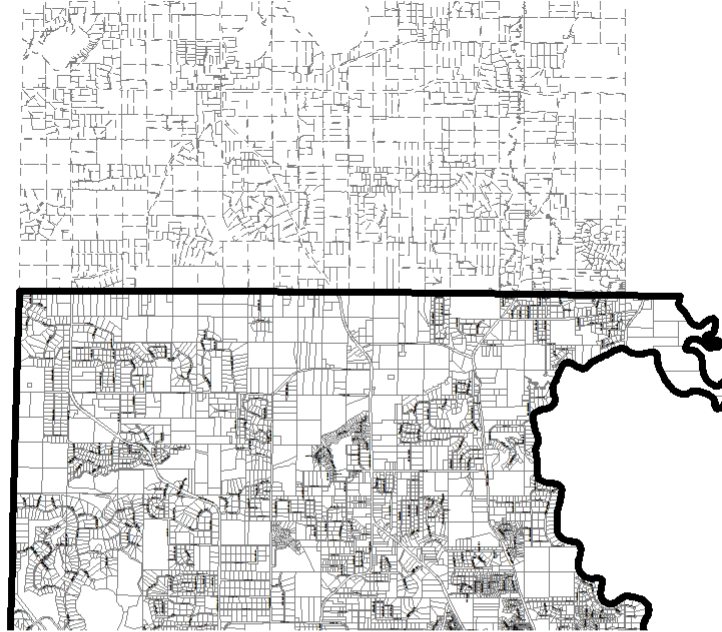
City of Ramsey, Minnesota

Department Site Acquisitions


Contact

Project # 09-ACQ-006

Project Name Land for Future Fire Station #4



THIS PAGE INTENTIONALLY BLANK



STORM WATER UTILITY IMPROVEMENT

THIS PAGE INTENTIONALLY BLANK

City of Ramsey, Minnesota
Capital Improvement Program
 2014 thru 2018

PROJECTS BY CATEGORY

Category	Project#	Priority	2014	2015	2016	2017	2018	Total
Storm Water Utility Improvement								
Annual Sediment Pond Cleaning	04-STRM-004	6	25,000	25,000	25,000	25,000	25,000	125,000
County Ditch #43 Cleaning	04-STRM-005	6			150,000			150,000
COR Bunker Lake Blvd (Armstrong to Ramsey Blvd)	04-STRM-011	6			560,000			560,000
West Mississippi Outlet	04-STRM-014	5					250,000	250,000
Annual Drainage Enhancements	11-STRM-001	6	75,000	75,000	75,000	75,000	75,000	375,000
River Storm Water Discharge Treatment	11-STRM-002	6	75,000	75,000	75,000	75,000	75,000	375,000
Whispering Pines Estates Plat 2 Storm Sewer	11-STRM-003	6			330,000			330,000
Stormwater Drainage Improvements	12-STRM-001	6	30,000		350,000	30,000		410,000
Storm Sewer South of Bunker Lake Blvd	13-STRM-001	6	250,000					250,000
Storm Water Utility Improvement Total			455,000	175,000	1,565,000	205,000	425,000	2,825,000
GRAND TOTAL			455,000	175,000	1,565,000	205,000	425,000	2,825,000

Capital Improvement Program

2014 *thru* 2018

City of Ramsey, Minnesota

Department Stormwater Utility
Contact Unassigned
Type Improvement
Useful Life 50 Years
Category Storm Water Utility Improvem
Priority 6-Planned
Status Active

Project #	04-STRM-004
Project Name	Annual Sediment Pond Cleaning

Description

Total Project Cost: \$125,000

This is proposed as an annual project to clean sediment from stormwater detention ponds.

Justification

Water quality requirements demand that stormwater discharged to public waters must first receive treatment. Sediment ponds provide this treatment. These ponds must be cleaned of sediment to maintain their effectiveness.

Expenditures	2014	2015	2016	2017	2018	Total
Improvements Other than Build	25,000	25,000	25,000	25,000	25,000	125,000
Total	25,000	25,000	25,000	25,000	25,000	125,000
Funding Sources	2014	2015	2016	2017	2018	Total
Storm Water Utility Fund	25,000	25,000	25,000	25,000	25,000	125,000
Total	25,000	25,000	25,000	25,000	25,000	125,000

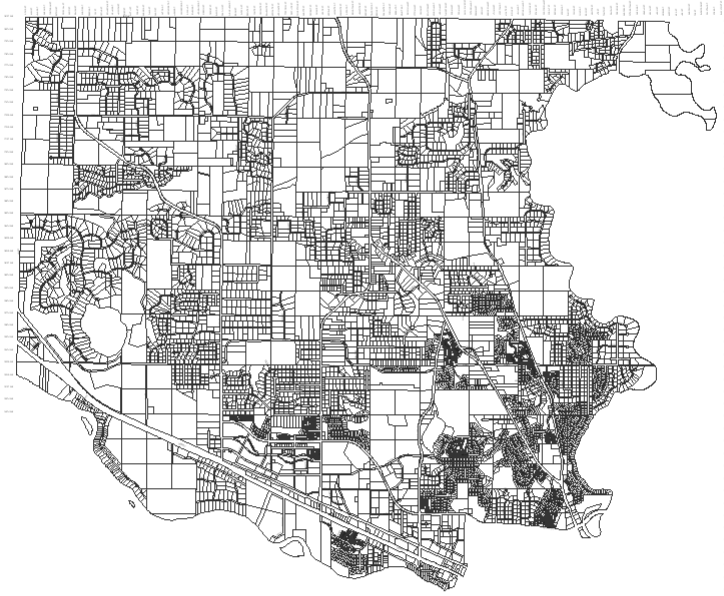
Capital Improvement Program
City of Ramsey, Minnesota

2014 *thru* 2018

Department Stormwater Utility

Contact Unassigned

Project #	04-STRM-004
Project Name	Annual Sediment Pond Cleaning



Capital Improvement Program

2014 *thru* 2018

City of Ramsey, Minnesota

Department Stormwater Utility
Contact Unassigned
Type Improvement
Useful Life Unassigned
Category Storm Water Utility Improvem
Priority 6-Planned
Status Active

Project #	04-STRM-005
Project Name	County Ditch #43 Cleaning

Total Project Cost: \$150,000

Description

County Ditch #43 drains an area of the City known as District Forty Three which extends north roughly to 153rd Ave and west to County Road #57. It has been storm sewered through the Flintwood Hills and River's Bend subdivisions and flows into the wetlands in River's Bend Park. The City will explore joint powers agreement with the WMO to determine if WMO can maintain the County ditch system. This project will also enhance the portions of Protected Wetland north of Sunwood Drive. It is anticipated that the project will take place concurrent with the development of the vacant parcel located between Sunfish Lake Boulevard and County Ditch 43.

Justification

The extreme northern portion of Ditch #43 has long been overgrown with vegetation and its pathway is barely distinguishable. The catch basin outlets on 153rd Ave are frequently submerged and freeze closed in winter causing the street to flood and freeze. Re-ditching approximately 1600' would serve to provide better drainage. This project will also fulfill a commitment made to the DNR during the construction of Sunwood Drive's bridge over Wetland 114p to improve that wetland.

Expenditures	2014	2015	2016	2017	2018	Total
Improvements Other than Build			150,000			150,000
Total			150,000			150,000

Funding Sources	2014	2015	2016	2017	2018	Total
Storm Water Utility Fund			150,000			150,000
Total			150,000			150,000

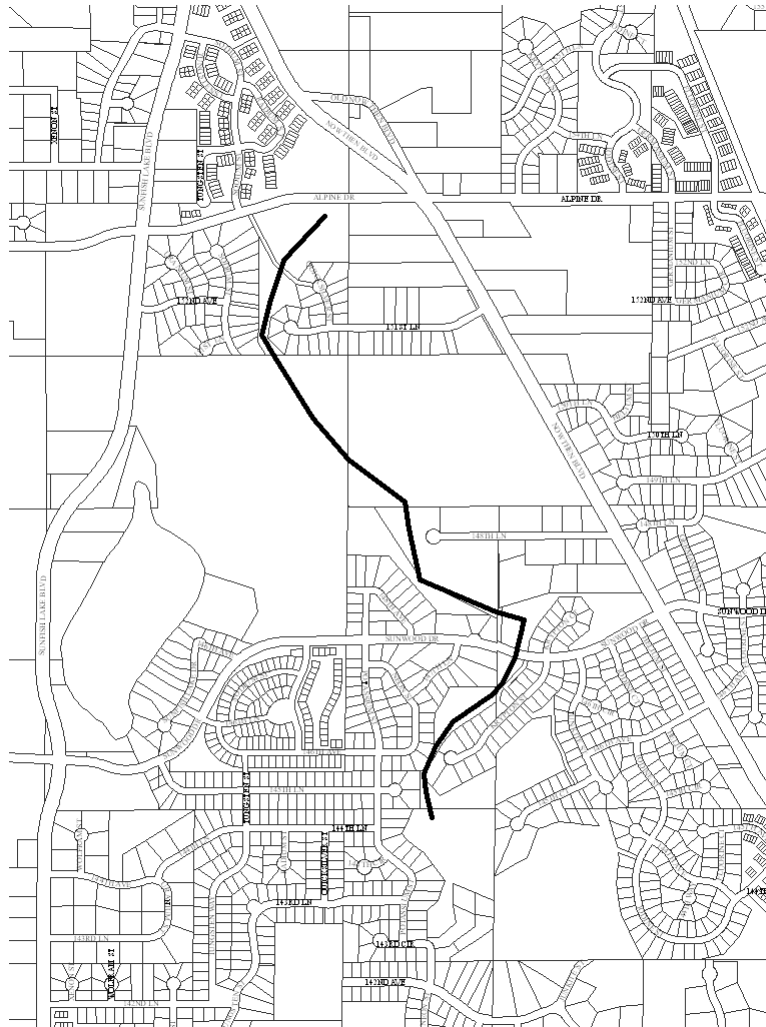
Capital Improvement Program
City of Ramsey, Minnesota

2014 *thru* 2018

Department Stormwater Utility

Contact Unassigned

Project # 04-STRM-005
Project Name County Ditch #43 Cleaning



Capital Improvement Program

2014 *thru* 2018

City of Ramsey, Minnesota

Department Stormwater Utility
Contact Unassigned
Type Improvement
Useful Life 50 Years
Category Storm Water Utility Improvem
Priority 6-Planned
Status Active

Project # 04-STRM-011
Project Name COR Bunker Lake Blvd (Armstrong to Ramsey Blvd)

Total Project Cost: \$560,000

Description

Upgrades Bunker Lake Blvd between Armstrong and Ramsey Blvds, necessitated by The COR Development. Upgrades include traffic signals at Rhinestone St., Town Center Drive and Zeolite Streets adjacent to The COR. Offsite improvements include a traffic signal at Sunfish Lake Blvd.

Total Cost for Bunker Lake Blvd. = \$3,419,000
 Total Cost for Regional Roadway improvements = \$14,607,860

Bonded amount \$560,000 @ 10 years @ 5% int = \$712,710

Justification

The construction of The COR will add additional traffic to Bunker Lake Blvd. This project will upgrade Armstrong Blvd and the intersection at Bunker Lake and Hwy 10 to better handle the traffic.

See projects COR Armstrong, COR Hwy 10 and COR Ramsey Blvd.

Expenditures	2014	2015	2016	2017	2018	Total
Improvements Other than Build			560,000			560,000
Total			560,000			560,000
Funding Sources	2014	2015	2016	2017	2018	Total
Storm Water Utility Fund			560,000			560,000
Total			560,000			560,000

Capital Improvement Program
City of Ramsey, Minnesota

2014 *thru* 2018

Department Stormwater Utility

Contact Unassigned

Project # 04-STRM-011
Project Name COR Bunker Lake Blvd (Armstrong to Ramsey Blvd)



Capital Improvement Program

2014 *thru* 2018

City of Ramsey, Minnesota

Department Stormwater Utility
Contact Unassigned
Type Improvement
Useful Life 50 Years
Category Storm Water Utility Improvem
Priority 5 Future Consideration
Status Future Consideration

Project # 04-STRM-014
Project Name West Mississippi Outlet

Description

Total Project Cost: \$250,000

It is proposed to construct a 54" outlet from the existing Regional Storm Pond located at Hwy 10 and Alpine Drive southward to the Mississippi River.

Justification

The area south of the tracks and west of Bowers Drive has the potential for development but is constrained by the fact that there is no storm water outlet for the area. The construction of this outlet would eliminate that constraint.

This project would be tied to a development proposal in the benefited addition.

Expenditures	2014	2015	2016	2017	2018	Total
Land Acquisition					50,000	50,000
Improvements Other than Build					200,000	200,000
Total					250,000	250,000
Funding Sources	2014	2015	2016	2017	2018	Total
Storm Water Utility Fund					250,000	250,000
Total					250,000	250,000

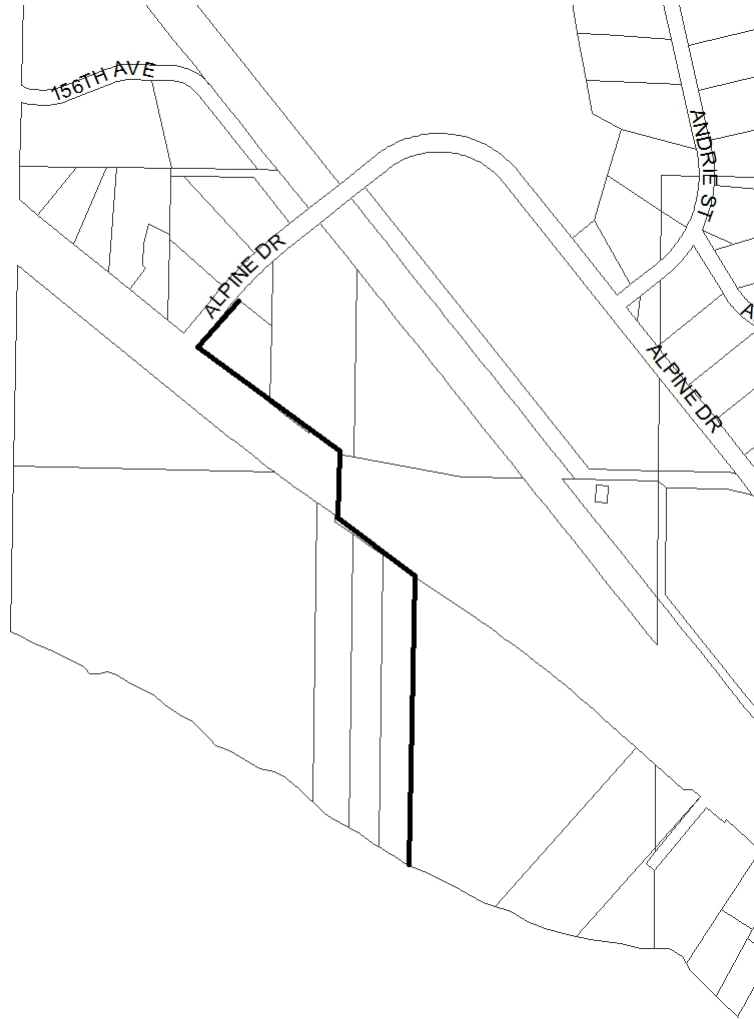
Capital Improvement Program
City of Ramsey, Minnesota

2014 *thru* 2018

Department Stormwater Utility

Contact Unassigned

Project #	04-STRM-014
Project Name	West Mississippi Outlet



Capital Improvement Program

2014 *thru* 2018

City of Ramsey, Minnesota

Department Stormwater Utility

Contact

Type Improvement

Useful Life 50 Years

Category Storm Water Utility Improvem

Priority 6-Planned

Status Active

Total Project Cost: \$600,000

Project # 11-STRM-001
Project Name Annual Drainage Enhancements

Description

This program will address existing drainage problems which have been reviewed and prioritized by staff and Council. In 2011 - 156th Avenue & Armstrong Blvd

Justification

Numerous drainage issues are brought to the attention of staff each year. Priority will be focused on projects involving other scheduled construction to minimize costs.

Prior	Expenditures	2014	2015	2016	2017	2018	Total
225,000	Improvements Other than Build	75,000	75,000	75,000	75,000	75,000	375,000
Total	Total	75,000	75,000	75,000	75,000	75,000	375,000

Prior	Funding Sources	2014	2015	2016	2017	2018	Total
225,000	Storm Water Utility Fund	75,000	75,000	75,000	75,000	75,000	375,000
Total	Total	75,000	75,000	75,000	75,000	75,000	375,000

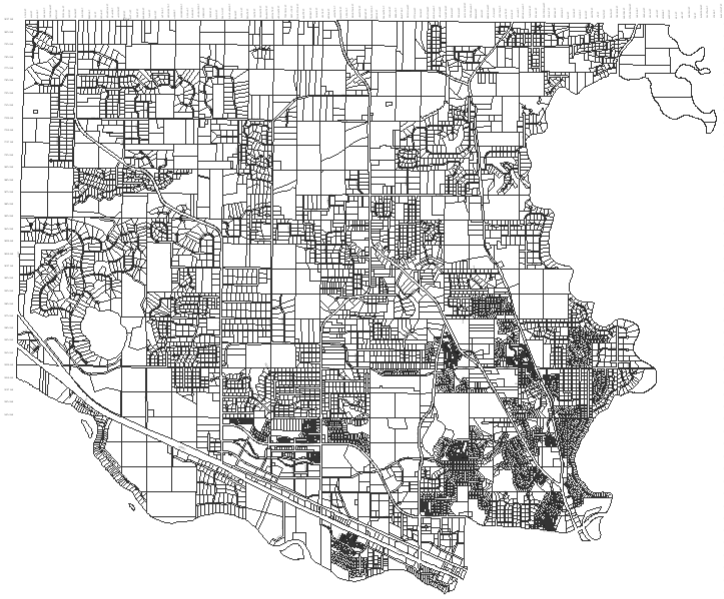
Capital Improvement Program
City of Ramsey, Minnesota

2014 *thru* 2018

Department Stormwater Utility

Contact

Project #	11-STRM-001
Project Name	Annual Drainage Enhancements



Capital Improvement Program

2014 *thru* 2018

City of Ramsey, Minnesota

Department Stormwater Utility

Contact

Type Improvement

Useful Life 50 Years

Category Storm Water Utility Improvem

Priority 6-Planned

Status Active

Total Project Cost: \$525,000

Project # 11-STRM-002

Project Name River Storm Water Discharge Treatment

Description

This project will provide treatment for storm water structures that discharge directly into the Rum River and Mississippi River without quality treatment.

Justification

These existing storm water discharges were constructed at a time when quality treatment was not required. There are currently a dozen such discharges in the city. This work will be including in areas scheduled for street work other construction to minimize costs and inconvenience to the public.

Prior	Expenditures	2014	2015	2016	2017	2018	Total
150,000	Improvements Other than Build	75,000	75,000	75,000	75,000	75,000	375,000
Total	Total	75,000	75,000	75,000	75,000	75,000	375,000
Prior	Funding Sources	2014	2015	2016	2017	2018	Total
150,000	Storm Water Utility Fund	75,000	75,000	75,000	75,000	75,000	375,000
Total	Total	75,000	75,000	75,000	75,000	75,000	375,000

Capital Improvement Program
City of Ramsey, Minnesota

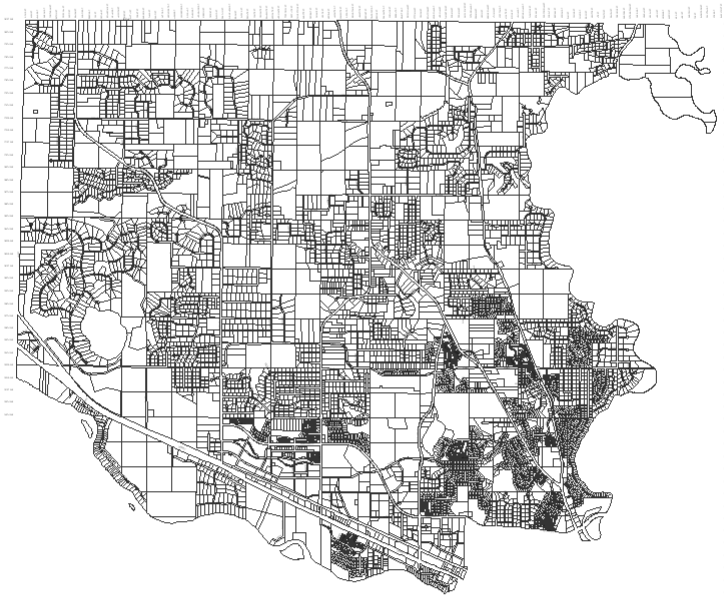
2014 *thru* 2018

Department Stormwater Utility

Contact

Project # 11-STRM-002

Project Name River Storm Water Discharge Treatment



Capital Improvement Program

2014 *thru* 2018

City of Ramsey, Minnesota

Department Stormwater Utility

Contact

Type Improvement

Useful Life 50 Years

Category Storm Water Utility Improvem

Priority 6-Planned

Status Active

Total Project Cost: \$330,000

Project # 11-STRM-003

Project Name Whispering Pines Estates Plat 2 Storm Sewer

Description

Install storm sewer in Whispering Pines Estate Plat 2. The plat is located west of Armstrong Blvd and south of Alpine Drive.

Justification

The Plat was developed with unpaved streets, ditches, and driveway culverts. The project was subsequently paved. The ditches and driveway culverts have sunken in over time. Residents near the high side of the Plat have experienced driveway flooding and washout. This project would install storm sewer and address drainage throughout the Plat.

Expenditures	2014	2015	2016	2017	2018	Total
Improvements Other than Build			330,000			330,000
Total			330,000			330,000
Funding Sources	2014	2015	2016	2017	2018	Total
Storm Water Management Fun			330,000			330,000
Total			330,000			330,000

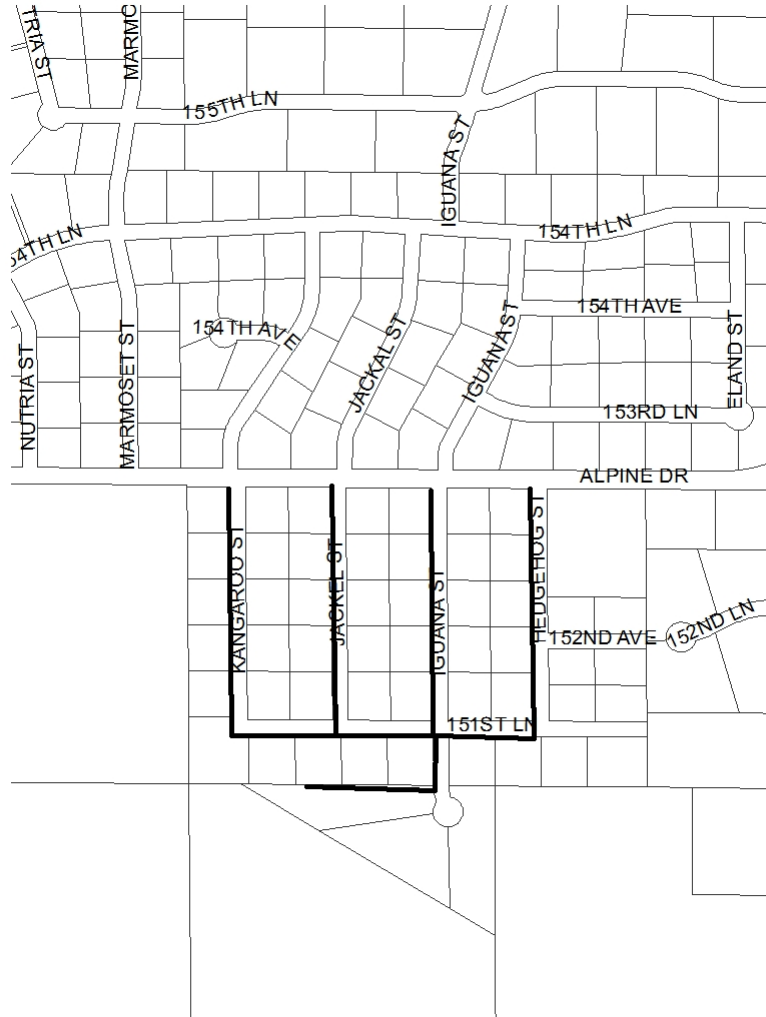
Capital Improvement Program
City of Ramsey, Minnesota

2014 thru 2018

Department Stormwater Utility

Contact

Project # 11-STRM-003
Project Name Whispering Pines Estates Plat 2 Storm Sewer



Capital Improvement Program

2014 *thru* 2018

City of Ramsey, Minnesota

Department Stormwater Utility

Contact

Type Improvement

Useful Life 50 Years

Category Storm Water Utility Improvem

Priority 6-Planned

Status Active

Total Project Cost: \$520,000

Project #	12-STRM-001
Project Name	Stormwater Drainage Improvements

Description

This project will address stormwater drainage problems reported in 2011.

Justification

These projects will add storm sewer pipe, clean ditches and address standing water concerns.

- 156th and Armstrong - Clean ditch or add storm sewer 2014 \$ 30,000
- 156th Lane and Juniper Ridge Drive - Install pipe to relieve water backing up in existing pipes 2016 \$ 350,000
- Riverdale Drive (E. of Dolomite) - Water treatment structure installation to improve watershed 2017 \$30,000.

Prior	Expenditures	2014	2015	2016	2017	2018	Total
110,000	Improvements Other than Build	30,000		350,000	30,000		410,000
Total	Total	30,000		350,000	30,000		410,000

Prior	Funding Sources	2014	2015	2016	2017	2018	Total
110,000	Storm Water Utility Fund	30,000		350,000	30,000		410,000
Total	Total	30,000		350,000	30,000		410,000

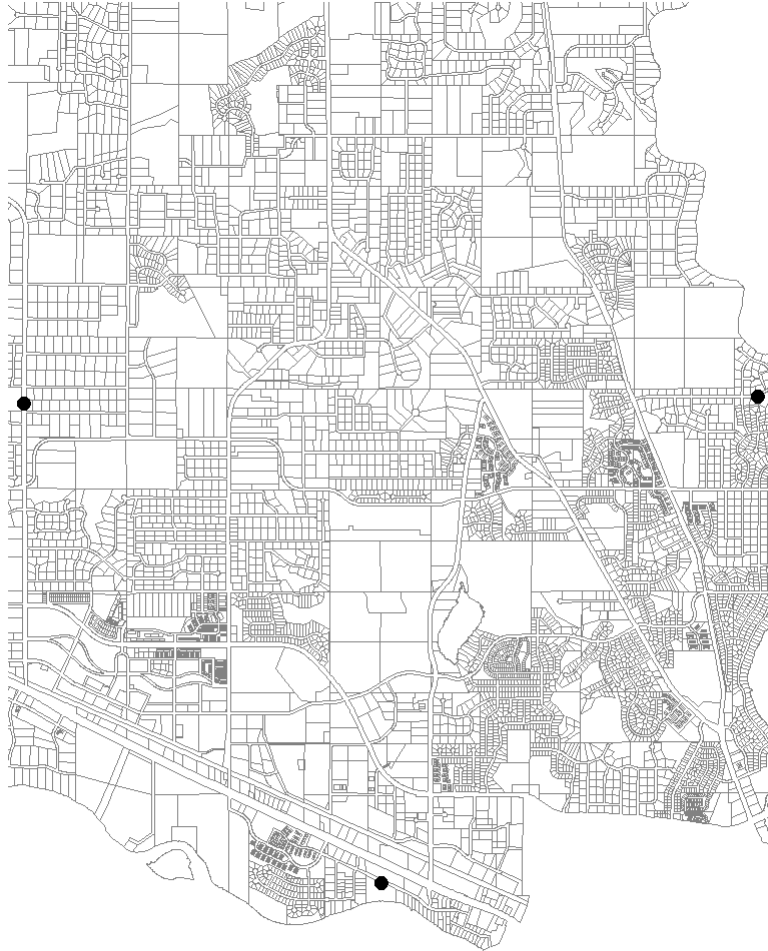
Capital Improvement Program
City of Ramsey, Minnesota

2014 *thru* 2018

Department Stormwater Utility

Contact

Project #	12-STRM-001
Project Name	Stormwater Drainage Improvements



Capital Improvement Program

2014 *thru* 2018

City of Ramsey, Minnesota

Department Stormwater Utility

Contact

Type Improvement

Useful Life 50 Years

Category Storm Water Utility Improvem

Priority 6-Planned

Status Active

Total Project Cost: \$250,000

Project # 13-STRM-001

Project Name Storm Sewer South of Bunker Lake Blvd

Description

Extend storm sewer from Bunker Lake Blvd to Lake Ramsey

Justification

This project will extend storm sewer from Bunker Lake Blvd to Lake Ramsey. Storm sewer was installed under Bunker Lake Blvd with the RTC 8-10 project. This pipe does not have an outlet. This project will connect the existing storm sewer to Lake Ramsey. The lots in COR Three cannot be built on until this pipe is installed.

Expenditures	2014	2015	2016	2017	2018	Total
Improvements Other than Build	250,000					250,000
Total	250,000					250,000
Funding Sources	2014	2015	2016	2017	2018	Total
Storm Water Utility Fund	250,000					250,000
Total	250,000					250,000

Capital Improvement Program
City of Ramsey, Minnesota

2014 *thru* 2018

Department Stormwater Utility


Contact

Project # 13-STRM-001

Project Name Storm Sewer South of Bunker Lake Blvd



THIS PAGE INTENTIONALLY BLANK



STREET IMPROVEMENT

THIS PAGE INTENTIONALLY BLANK

City of Ramsey, Minnesota
Capital Improvement Program
 2014 thru 2018

PROJECTS BY CATEGORY

Category	Project#	Priority	2014	2015	2016	2017	2018	Total
Street Improvement								
Annual Street Reconstruction Program	04-STR-001	6	1,000,000	2,200,000	2,200,000	2,200,000	2,200,000	9,800,000
McKinley Street	04-STR-006	6			1,235,000			1,235,000
North Highway 10 Frontage Road	04-STR-007	5					440,000	440,000
Zeolite Roadway Improvements	04-STR-012	6		400,000				400,000
COR Bunker Lake Blvd (Armstrong to Ramsey Blvd)	04-STR-014	6			3,500,000			3,500,000
Variolite Street (Alpine Dr. to Ramsey Town Ctr.)	04-STR-018	6				1,700,000		1,700,000
County Road 5/Alpine Drive Realignment & Signals	06-STR-002	6	1,567,000					1,567,000
Single Road Access Areas	06-STR-003	6	25,000	25,000	25,000	25,000	25,000	125,000
Veterans Drive Streetscape	08-STR-002	5					240,000	240,000
River Pines Lift Station Street Connection	08-STR-005	6					55,000	55,000
Bunker Lake Blvd Sunwood Drive Signal	12-STR-001	6		225,000				225,000
Bunker Lake Blvd Extension	12-STR-003	6		2,000,000				2,000,000
167th Avenue Extension	12-STR-004	6				1,500,000		1,500,000
Garnet Street Reconstruction	12-STR-005	6	1,200,000					1,200,000
Riverdale Drive Extension Traprock - Armstrong	12-STR-007	6	2,168,000					2,168,000
Reconstruct Riverdale Drive to Tungston Street	12-STR-008	6				1,350,000		1,350,000
Construct Center Street (COR)	14-STR-001	6	650,369					650,369
Street Improvement Total			6,610,369	4,850,000	6,960,000	6,775,000	2,960,000	28,155,369
GRAND TOTAL			6,610,369	4,850,000	6,960,000	6,775,000	2,960,000	28,155,369

Capital Improvement Program

2014 *thru* 2018

City of Ramsey, Minnesota

Department Street Improvements

Contact Unassigned

Type Improvement

Useful Life 7 Years

Category Municipal Building

Priority 6-Planned

Status Active

Total Project Cost: \$9,800,000

Project # 04-STR-001

Project Name Annual Street Reconstruction Program

Description

Each paved street within the City is scheduled to receive preventative maintenance on a regularly scheduled basis.

Justification

Regular scheduled maintenance safeguards the considerable investment the City has in its pavements by maximizing pavement life and minimizing emergency repairs.

Expenditures	2014	2015	2016	2017	2018	Total
Improvements Other than Build	1,000,000	2,200,000	2,200,000	2,200,000	2,200,000	9,800,000
Total	1,000,000	2,200,000	2,200,000	2,200,000	2,200,000	9,800,000
Funding Sources	2014	2015	2016	2017	2018	Total
Franchise Fee	500,000	1,700,000	1,700,000	1,700,000	1,700,000	7,300,000
General Fund	500,000	500,000	500,000	500,000	500,000	2,500,000
Total	1,000,000	2,200,000	2,200,000	2,200,000	2,200,000	9,800,000

Capital Improvement Program
City of Ramsey, Minnesota

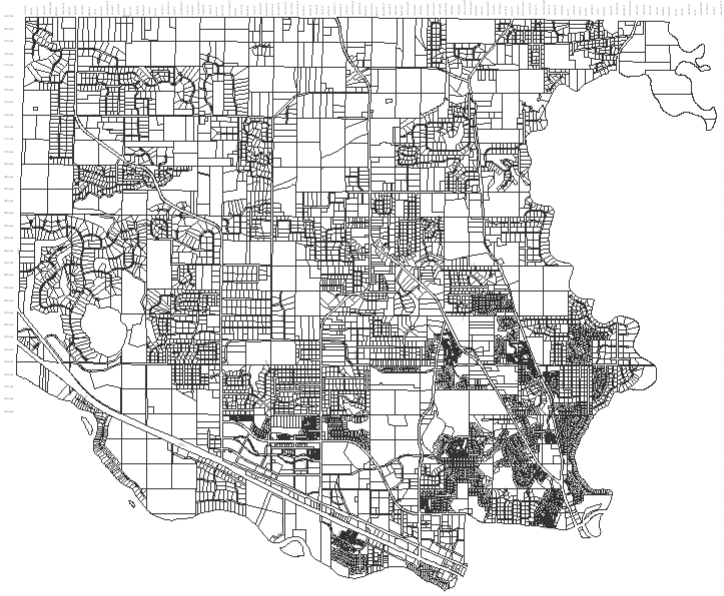
2014 *thru* 2018

Department Street Improvements

Contact Unassigned

Project # 04-STR-001

Project Name Annual Street Reconstruction Program



Capital Improvement Program

2014 *thru* 2018

City of Ramsey, Minnesota

Department Street Improvements

Contact Unassigned

Type Improvement

Useful Life 20 Years

Category Street Improvement

Priority 6-Planned

Status Active

Total Project Cost: \$1,235,000

Project # 04-STR-006

Project Name McKinley Street

Description

This project would complete the connection of streets between Sunfish Lake Boulevard and Ramsey Boulevard. It includes street, side walks, watermain, and storm sewer costs. Project costs will include right of way acquisition.

Total \$1,235,000

FUNDING IS AVAILABLE ONLY IF F&C HAS REPAID LOAN OBLIGATION of \$1.3M

Justification

With continuing discussion regarding the congestion on TH 10, this project will provide an alternate for the internal traffic, particularly truck traffic, to avoid using Hwy 10. This is an MSA route; therefore, MSA funds may be available.

Expenditures	2014	2015	2016	2017	2018	Total
Land Acquisition			435,000			435,000
Improvements Other than Build			800,000			800,000
Total			1,235,000			1,235,000
Funding Sources	2014	2015	2016	2017	2018	Total
Tax Increment Fund #1			1,235,000			1,235,000
Total			1,235,000			1,235,000

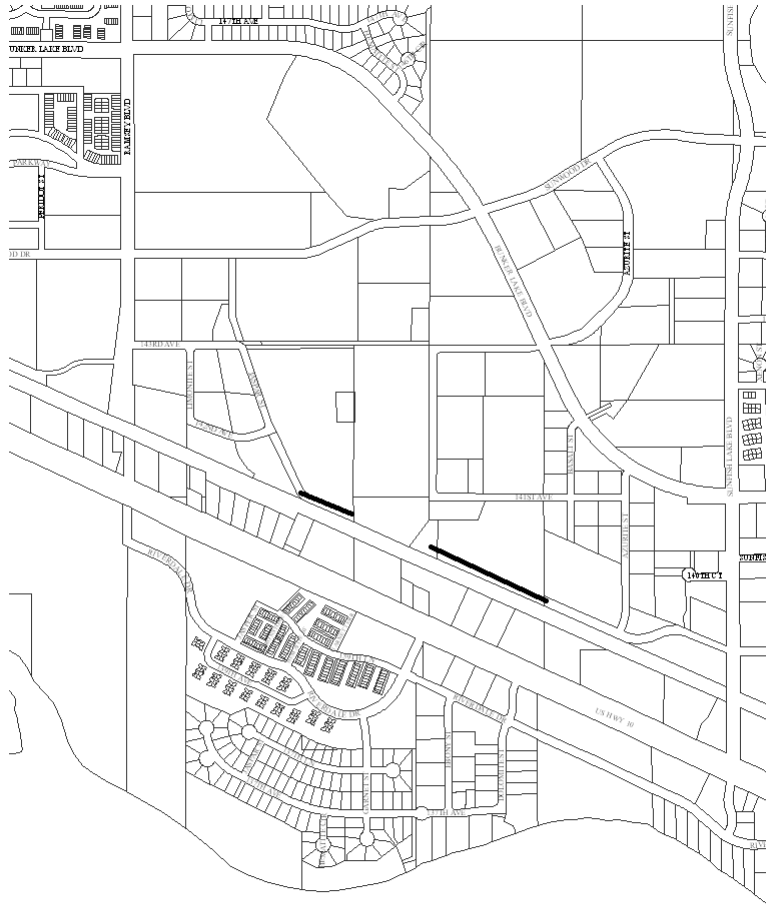
Capital Improvement Program
City of Ramsey, Minnesota

2014 *thru* 2018

Department Street Improvements

Contact Unassigned

Project # 04-STR-006
Project Name McKinley Street



Capital Improvement Program

2014 *thru* 2018

City of Ramsey, Minnesota

Department Street Improvements
Contact Unassigned
Type Improvement
Useful Life 20 Years
Category Street Improvement
Priority 5 Future Consideration
Status Future Consideration

Project # 04-STR-007
Project Name North Highway 10 Frontage Road

Description **Total Project Cost: \$440,000**
 Construction of a frontage road between Thurston Avenue and Sunfish Lake Blvd. (CR 57) between north side of Highway 10 and the railroad tracks. This project requires right of way acquisition.

Justification
 This project would eliminate 13 direct accesses onto Highway 10. It is contingent on funds for access control being available through a Mn/DOT grant.

Expenditures	2014	2015	2016	2017	2018	Total
Land Acquisition					200,000	200,000
Improvements Other than Build					240,000	240,000
Total					440,000	440,000
Funding Sources	2014	2015	2016	2017	2018	Total
Grants and Aids					440,000	440,000
Total					440,000	440,000

Capital Improvement Program
City of Ramsey, Minnesota

2014 *thru* 2018

Department Street Improvements

Contact Unassigned

Project # 04-STR-007

Project Name North Highway 10 Frontage Road



Capital Improvement Program

2014 *thru* 2018

City of Ramsey, Minnesota

Department Street Improvements

Contact Unassigned

Type Improvement

Useful Life 20 Years

Category Street Improvement

Priority 6-Planned

Status Active

Total Project Cost: \$400,000

Project #	04-STR-012
Project Name	Zeolite Roadway Improvements

Description

This project consists of the installation of a street and storm sewer in the western portion of the COR

Funding from TIF 14 will only be available if tax increment is created to be able to bond (20% of available increment needed for bonding or \$80,000 available increment)

Justification

These improvements will be necessary to support the development anticipated in the west COR area.

Expenditures	2014	2015	2016	2017	2018	Total
Improvements Other than Build		400,000				400,000
Total		400,000				400,000

Funding Sources	2014	2015	2016	2017	2018	Total
Tax Increment Fund #14		400,000				400,000
Total		400,000				400,000

Capital Improvement Program

2014 *thru* 2018

City of Ramsey, Minnesota

Department Street Improvements

Contact Unassigned

Type Improvement

Useful Life 20 Years

Category Street Improvement

Priority 6-Planned

Status Active

Total Project Cost: \$3,500,000

Project #	04-STR-014
Project Name	COR Bunker Lake Blvd (Armstrong to Ramsey Blvd)

Description
Upgrades Bunker Lake Blvd between Armstrong and Ramsey Blvds, necessitated by the COR Development. Upgrades include traffic signals at Town Center Drive. Offsite improvements include a traffic signal at Sunfish Lake Blvd.
Total Cost for Bunker Lake Blvd. = \$3,419,000 Total Cost for Regional Roadway improvements = \$14,607,860
Funding from TIF 14 will only be available if tax increment is created to be able to bond (20% of available increment needed for bonding or \$602,000 available increment)

Justification
The construction of the COR will add additional traffic to Bunker Lake Blvd. This project will upgrade Bunker Lake Blvd to handle traffic from the COR
See projects COR Armstrong, COR Hwy 10 and COR Ramsey Blvd.

Expenditures	2014	2015	2016	2017	2018	Total
Improvements Other than Build			3,500,000			3,500,000
Total			3,500,000			3,500,000
Funding Sources	2014	2015	2016	2017	2018	Total
Tax Increment Fund #14			3,500,000			3,500,000
Total			3,500,000			3,500,000

Capital Improvement Program

2014 *thru* 2018

City of Ramsey, Minnesota

Department Street Improvements

Contact Unassigned

Type Improvement

Useful Life 20 Years

Category Street Improvement

Priority 6-Planned

Status Active

Total Project Cost: \$1,700,000

Project # 04-STR-018

Project Name Variolite Street (Alpine Dr. to Ramsey Town Ctr.)

Description

This project would extend Variolite Street southward through the Hanson tree farm and use the existing right-of-way of Uranimite Street between 192nd Lane and 149th Avenue. Property and right-of-way acquisition will be necessary.

MSA funding is running negative with this project added. Will need to find other funding source or cut project. MSA fund over \$5M negative with this project.

Justification

Variolite Street is a 2 1/4 mile long north/south collector roadway. The extension of this roadway south of Alpine will provide direct access for the northwestern portion of the city to Ramsey Town Center.

Expenditures	2014	2015	2016	2017	2018	Total
Land Acquisition				700,000		700,000
Improvements Other than Build				1,000,000		1,000,000
Total				1,700,000		1,700,000

Funding Sources	2014	2015	2016	2017	2018	Total
MSA				1,700,000		1,700,000
Total				1,700,000		1,700,000

Capital Improvement Program
City of Ramsey, Minnesota

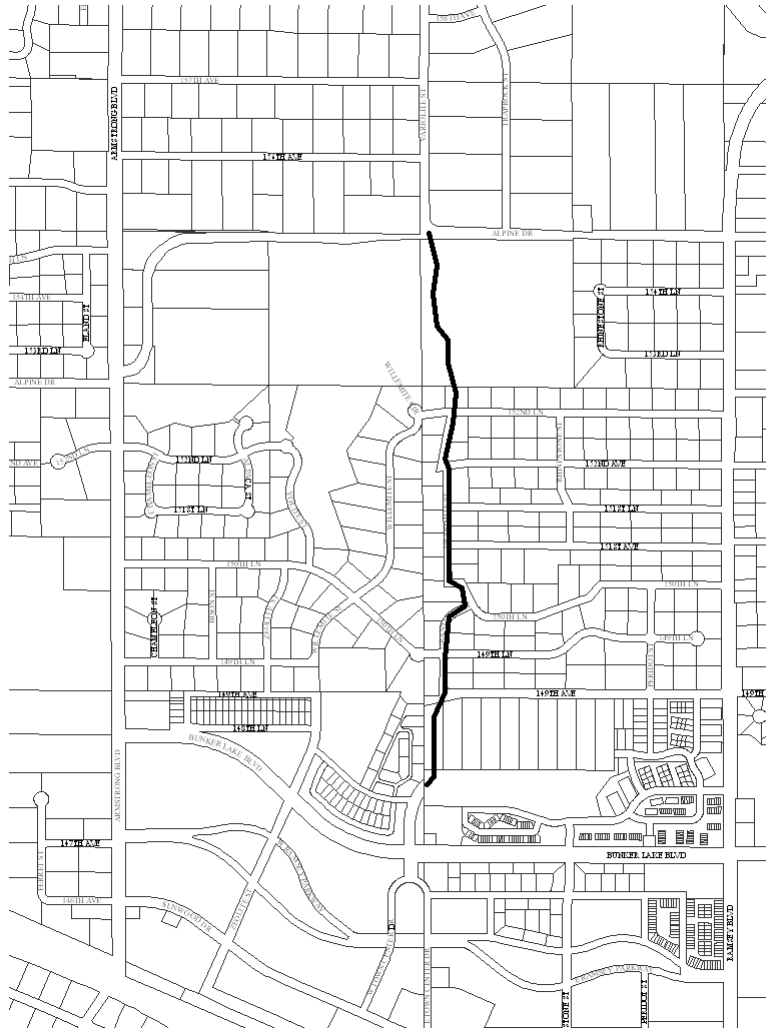
2014 *thru* 2018

Department Street Improvements

Contact Unassigned

Project # 04-STR-018

Project Name Variolite Street (Alpine Dr. to Ramsey Town Ctr.)



Capital Improvement Program

2014 *thru* 2018

City of Ramsey, Minnesota

Department Street Improvements

Contact

Type Improvement

Useful Life 20 Years

Category Street Improvement

Priority 6-Planned

Status Active

Total Project Cost: \$1,567,000

Project # 06-STR-002

Project Name County Road 5/Alpine Drive Realignment & Signals

Description

Anoka County received a federal grant to signalize this intersection.

Justification

This project will remove the southern access to old County Hwy 5. It will provide turn lanes at the signal. The amount listed is the city share of the project.

A four-way stop was installed by the County until these improvements are completed.

Expenditures	2014	2015	2016	2017	2018	Total
Improvements Other than Build	1,567,000					1,567,000
Total	1,567,000					1,567,000

Funding Sources	2014	2015	2016	2017	2018	Total
Grants and Aids	1,317,000					1,317,000
MSA	250,000					250,000
Total	1,567,000					1,567,000

Capital Improvement Program
City of Ramsey, Minnesota

2014 *thru* 2018

Department Street Improvements

Contact

Project # 06-STR-002

Project Name County Road 5/Alpine Drive Realignment & Signals



Capital Improvement Program

2014 *thru* 2018

City of Ramsey, Minnesota

Department Street Improvements

Contact

Type Improvement

Useful Life 20 Years

Category Street Improvement

Priority 6-Planned

Status Active

Total Project Cost: \$175,000

Project # 06-STR-003
Project Name Single Road Access Areas

Description

There are over 30 locations within the City which rely on a single access point to serve neighborhoods in excess of the allowable 600 foot cul de sac length. This project would establish a fund for the elimination of such limited access locations as opportunities arise.

Justification

Public safety is greatly enhanced by the ability to have alternate accesses in residential neighborhoods.

Prior	Expenditures	2014	2015	2016	2017	2018	Total
50,000	Improvements Other than Build	25,000	25,000	25,000	25,000	25,000	125,000
Total	Total	25,000	25,000	25,000	25,000	25,000	125,000

Prior	Funding Sources	2014	2015	2016	2017	2018	Total
50,000	Park Improvement Trust Fund	25,000					25,000
	Public Improvement Revolving		25,000	25,000	25,000	25,000	100,000
Total	Total	25,000	25,000	25,000	25,000	25,000	125,000

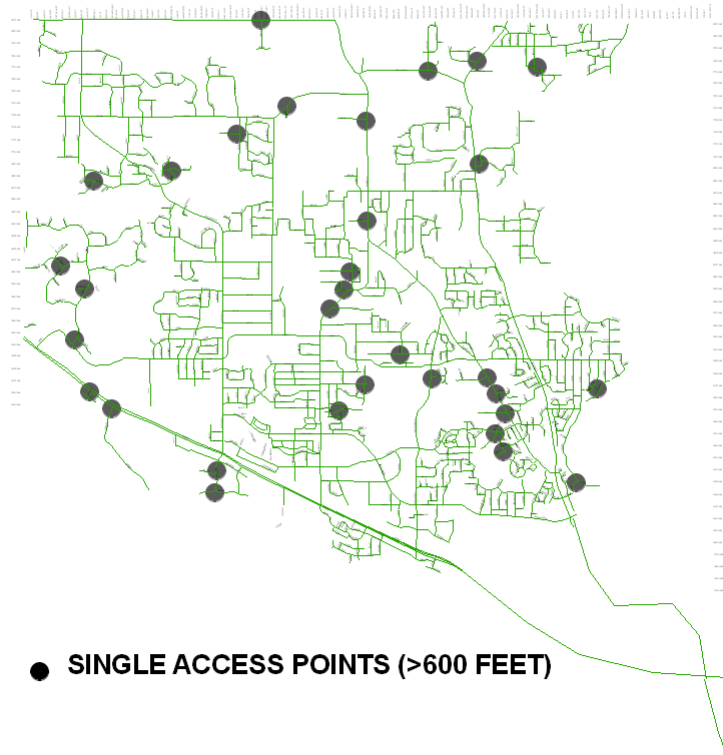
Capital Improvement Program
City of Ramsey, Minnesota

2014 *thru* 2018

Department Street Improvements

Contact

Project #	06-STR-003
Project Name	Single Road Access Areas



Capital Improvement Program

2014 *thru* 2018

City of Ramsey, Minnesota

Department Street Improvements

Contact

Type Improvement

Useful Life 20 Years

Category Street Improvement

Priority 5 Future Consideration

Status Future Consideration

Total Project Cost: \$240,000

Project # 08-STR-002

Project Name Veterans Drive Streetscape

Description

The COR development plans included landscaping adjacent to public streets. This project includes a berm with landscaping between the street and the BNSF Railroad ROW.

Justification

The Northstar Rail Station has been completed and properties along Veterans Drive are developing.

Expenditures	2014	2015	2016	2017	2018	Total
Improvements Other than Build					240,000	240,000
Total					240,000	240,000
Funding Sources	2014	2015	2016	2017	2018	Total
To Be Determined					240,000	240,000
Total					240,000	240,000

Capital Improvement Program
City of Ramsey, Minnesota

2014 thru 2018

Department Street Improvements

Contact

Project # 08-STR-002
Project Name Veterans Drive Streetscape



Capital Improvement Program

2014 *thru* 2018

City of Ramsey, Minnesota

Department Street Improvements

Contact

Type Improvement

Useful Life 20 Years

Category Street Improvement

Priority 6-Planned

Status Future Consideration

Total Project Cost: \$55,000

Project #	08-STR-005
Project Name	River Pines Lift Station Street Connection

Description

This project involves extending the street in conjunction with extending gravity sewer to the River Pines Lift Station.
 Total costs including street & water utility = \$120,000.

Justification

The project originally included installing sewer in an easement to eliminate the lift station. The property was on the market and the City acquired it so a street connection can be made, eliminating a long cul-de-sac.

Expenditures	2014	2015	2016	2017	2018	Total
Improvements Other than Build					55,000	55,000
Total					55,000	55,000
Funding Sources	2014	2015	2016	2017	2018	Total
Public Improvement Revolving					55,000	55,000
Total					55,000	55,000

Capital Improvement Program
City of Ramsey, Minnesota

2014 thru 2018

Department Street Improvements

Contact

Project # 08-STR-005
Project Name River Pines Lift Station Street Connection



Capital Improvement Program

2014 *thru* 2018

City of Ramsey, Minnesota

Department Street Improvements

Contact

Type Improvement

Useful Life 25

Category Street Improvement

Priority 6-Planned

Status Active

Total Project Cost: \$225,000

Project #	12-STR-001
Project Name	Bunker Lake Blvd Sunwood Drive Signal

Description

Construct Traffic Signal at Bunker Lake Blvd and Sunwood Drive.
 This cost assumes no additional road work.

Justification

This project will construct a traffic signal at Bunker Lake Blvd and Sunwood Drive. It is part of the regional roadway improvements included in the Joint Powers Agreement for the The COR Project. The intersection currently has a 4-way stop. Conversion of traffic will be dependant upon the traffic volumes.

Expenditures	2014	2015	2016	2017	2018	Total
Improvements Other than Build		225,000				225,000
Total		225,000				225,000
Funding Sources	2014	2015	2016	2017	2018	Total
MSA		225,000				225,000
Total		225,000				225,000

Capital Improvement Program
City of Ramsey, Minnesota

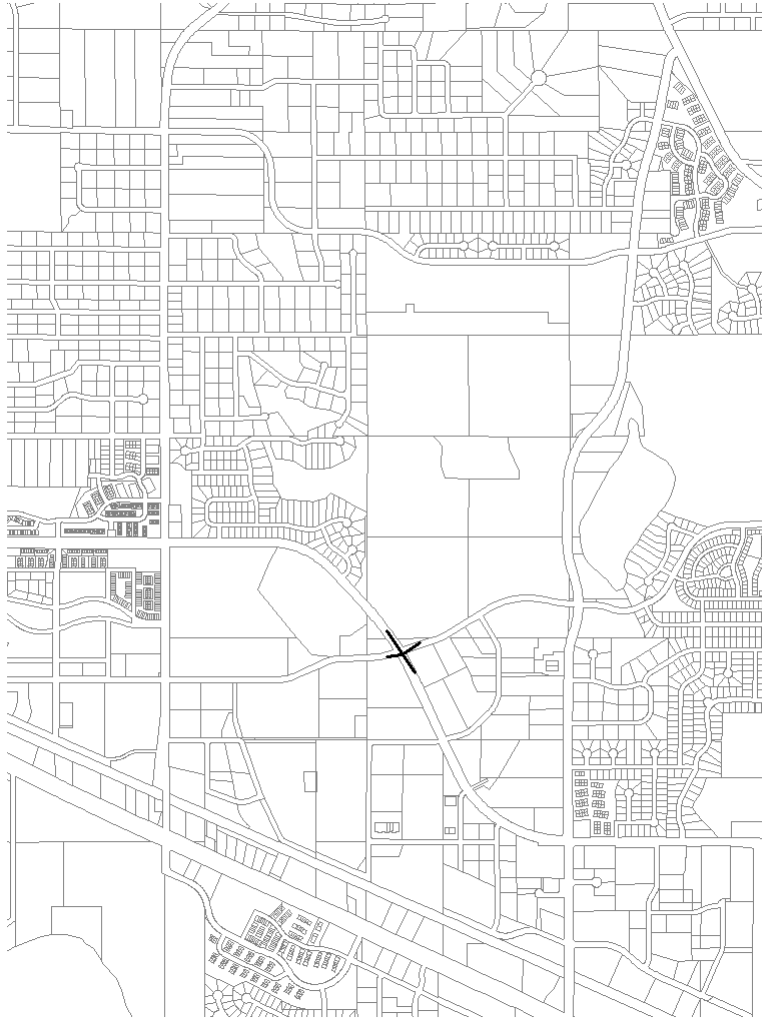
2014 *thru* 2018

Department Street Improvements

Contact

Project # 12-STR-001

Project Name Bunker Lake Blvd Sunwood Drive Signal



Capital Improvement Program

2014 *thru* 2018

City of Ramsey, Minnesota

Department Street Improvements

Contact

Project # 12-STR-003
Project Name Bunker Lake Blvd Extension

Type Improvement

Useful Life 25

Category Street Improvement

Priority 6-Planned

Status Active

Total Project Cost: \$2,000,000

Description

Complete south half of Bunker Lake Blvd west of Armstrong Blvd
 Has Funding from MSA account, but fund balance is over \$2M negative with this project.

Justification

This project will complete Bunker Lake Boulevard west of Armstrong Boulevard. The west bound lanes were completed in 2011. This will complete the east bound lanes.

Prior	Expenditures	2014	2015	2016	2017	2018	Total
0	Improvements Other than Build		2,000,000				2,000,000
Total	Total		2,000,000				2,000,000

Prior	Funding Sources	2014	2015	2016	2017	2018	Total
0	MSA		2,000,000				2,000,000
Total	Total		2,000,000				2,000,000

Capital Improvement Program
City of Ramsey, Minnesota

2014 *thru* 2018

Department Street Improvements

Contact

Project #	12-STR-003
Project Name	Bunker Lake Blvd Extension



Capital Improvement Program

2014 *thru* 2018

City of Ramsey, Minnesota

Department Street Improvements

Contact

Type Improvement

Useful Life 25

Category Street Improvement

Priority 6-Planned

Status Active

Total Project Cost: \$1,500,000

Project #	12-STR-004
Project Name	167th Avenue Extension

Description

This project will extend 167th Avenue west to Variolite
 Project has no funding. MSA account is over \$5M negative.

Justification

This project will provide an east west connection across the central area of the City.

Expenditures	2014	2015	2016	2017	2018	Total
Land Acquisition				500,000		500,000
Improvements Other than Build				1,000,000		1,000,000
Total				1,500,000		1,500,000

Funding Sources	2014	2015	2016	2017	2018	Total
MSA				1,500,000		1,500,000
Total				1,500,000		1,500,000

Capital Improvement Program
City of Ramsey, Minnesota

2014 *thru* 2018

Department Street Improvements

Contact

Project #	12-STR-004
Project Name	167th Avenue Extension



Capital Improvement Program

2014 *thru* 2018

City of Ramsey, Minnesota

Department Street Improvements

Contact

Type Improvement

Useful Life 25

Category Street Improvement

Priority 6-Planned

Status Active

Total Project Cost: \$1,200,000

Project #	12-STR-005
Project Name	Garnet Street Reconstruction

Description

Reconstruct Garnet Street north of 167th Avenue. First project constructed with Road Reconstruction dollars from the Franchise Fee with budget of \$1,200,000.

Justification

Garnet Street has needed reconstruction for several years. This project will replace the failing pavement. This is the beginning of the long term road construction initiative to be reimbursed through a franchise fee as decided by City Council.

The project includes curb, gutter, sidewalks, and storm sewer, but does not include sewer, and water. Sewer and water would add approximately \$400,000 to the project costs. The estimates include approximately \$250,000 for soil corrections.

Expenditures	2014	2015	2016	2017	2018	Total
Improvements Other than Build	1,200,000					1,200,000
Total	1,200,000					1,200,000

Funding Sources	2014	2015	2016	2017	2018	Total
Franchise Fee	1,200,000					1,200,000
Total	1,200,000					1,200,000

Capital Improvement Program
City of Ramsey, Minnesota

2014 *thru* 2018

Department Street Improvements

Contact

Project #	12-STR-005
Project Name	Garnet Street Reconstruction



Capital Improvement Program

2014 *thru* 2018

City of Ramsey, Minnesota

Department Street Improvements

Contact

Type Improvement

Useful Life 25

Category Street Improvement

Priority 6-Planned

Status Active

Total Project Cost: \$2,168,000

Project #	12-STR-007
Project Name	Riverdale Drive Extension Traprock - Armstrong

Description

This project would extend Riverdale Drive from Traprock to Armstrong Boulevard

Justification

The City has applied for a grant from MN/DOT for construction of this segment of street. The Armstrong Boulevard overpass will require the extension of Riverdale Drive to provide local access. This project includes installation of sanitary sewer and water with construction of the street. The utility costs are itemized on separate projects.

Watermain Extension (04-WTR-018)	\$ 521,000
Sewer Extension (12-SEW-003)	\$ 202,500
Street Improvement (12-STR-007)	\$2,168,000
Total Project Cost	\$ 2,891,500

Expenditures	2014	2015	2016	2017	2018	Total
Improvements Other than Build	2,168,000					2,168,000
Total	2,168,000					2,168,000
Funding Sources	2014	2015	2016	2017	2018	Total
Grants and Aids	702,000					702,000
MSA	1,191,000					1,191,000
Tax Increment Fund #4	275,000					275,000
Total	2,168,000					2,168,000

Capital Improvement Program
City of Ramsey, Minnesota

2014 *thru* 2018

Department Street Improvements

Contact

Project # 12-STR-007
Project Name Riverdale Drive Extension Traprock - Armstrong



Capital Improvement Program

2014 *thru* 2018

City of Ramsey, Minnesota

Department Street Improvements

Contact

Type Improvement

Useful Life 25

Category Street Improvement

Priority 6-Planned

Status Active

Total Project Cost: \$1,350,000

Project #	12-STR-008
Project Name	Reconstruct Riverdale Drive to Tungston Street

Description

This project would reconstruct Riverdale Drive to Tungston Street

No Funding available at current time pushed out to 2017 to see what happens

Justification

This project will reconstruct Riverdale Drive, grading the shoulder for a 10 foot bituminous trail which is part of the Mississippi River Trail grant from the National Park Service. This project as scoped removes all bituminous and curb. Storm sewer will be installed to meet MSA spacing guidelines. The curb will be replaced and new bituminous will be installed. This is an MSA route.

The roadway is scoped at two 12 foot driving lanes and two eight foot parking lanes. There could be cost savings through retaining the curb on one side of the road, installed one 8 foot parking lane and replacing curb.

Expenditures	2014	2015	2016	2017	2018	Total
Improvements Other than Build				1,350,000		1,350,000
Total				1,350,000		1,350,000

Funding Sources	2014	2015	2016	2017	2018	Total
Public Improvement Revolving				1,350,000		1,350,000
Total				1,350,000		1,350,000

Capital Improvement Program
City of Ramsey, Minnesota

2014 *thru* 2018

Department Street Improvements

Contact

Project # 12-STR-008

Project Name Reconstruct Riverdale Drive to Tungston Street



Capital Improvement Program

2014 *thru* 2018

City of Ramsey, Minnesota

Department Street Improvements

Contact Unassigned

Type Improvement

Useful Life 50 Years

Category Street Improvement

Priority 6-Planned

Status Active

Total Project Cost: \$650,369

Project #	14-STR-001
Project Name	Construct Center Street (COR)

Description	
Construction of Center Street from East Town Center Drive to Sunwood Drive.	

Justification	
This project will convert the gravel drive between East Town Center Drive and Sunwood Drive to a paved street. The street from Sunwood Drive though the 1st block north will be permanent construction with curb, gutter, bituminous pavement and sidewalk. The street in the next block past the pump house will be bituminous pavement with bituminous trail. The configuration of the streets to the west will be determined when that parcel is developed. Using a temporary section past the pump house will provide a paved street while preserving future development opportunities for the adjacent parcel.	

Expenditures	2014	2015	2016	2017	2018	Total
Improvements Other than Build	650,369					650,369
Total	650,369					650,369

Funding Sources	2014	2015	2016	2017	2018	Total
Grants and Aids	650,369					650,369
Total	650,369					650,369

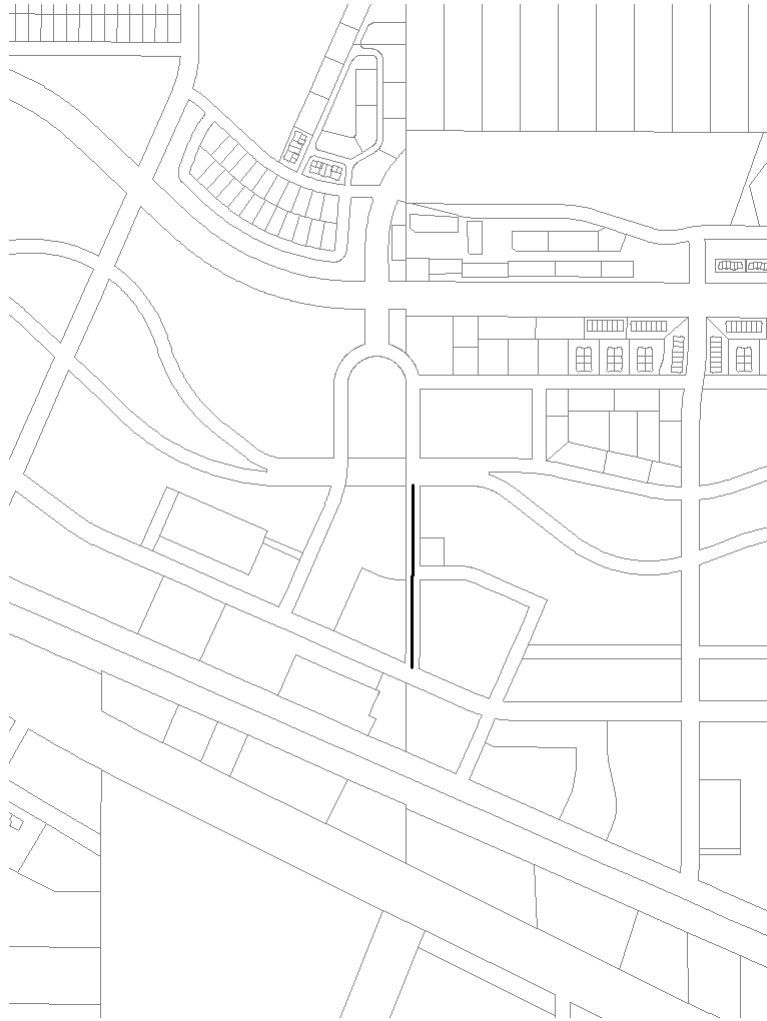
Capital Improvement Program
City of Ramsey, Minnesota

2014 *thru* 2018


Department Street Improvements

Contact Unassigned

Project #	14-STR-001
Project Name	Construct Center Street (COR)



THIS PAGE INTENTIONALLY BLANK



STREET LIGHT UTILITY IMPROVEMENT

THIS PAGE INTENTIONALLY BLANK

City of Ramsey, Minnesota
Capital Improvement Program
 2014 thru 2018

PROJECTS BY CATEGORY

Category	Project#	Priority	2014	2015	2016	2017	2018	Total
Street Light Utility Improvement								
Priority D Street Lights	05-STLT-001	6	15,000	15,000	15,000	15,000	15,000	<i>75,000</i>
Street Light Utility Improvement Total			15,000	15,000	15,000	15,000	15,000	<i>75,000</i>
GRAND TOTAL			15,000	15,000	15,000	15,000	15,000	<i>75,000</i>

Capital Improvement Program

2014 *thru* 2018

City of Ramsey, Minnesota

Department Street Light Utility
Contact Unassigned
Type Improvement
Useful Life 20 Years
Category Street Light Utility Improve
Priority 6-Planned
Status Active

Project # 05-STLT-001
Project Name Priority D Street Lights

Description **Total Project Cost:** \$195,000
 Install street lights in priority locations.

Justification
 Install additional street lights as future intersections are constructed, existing intersections are deemed to require more lighting, or for installation of lights in special locations.

Prior	Expenditures	2014	2015	2016	2017	2018	Total
120,000	Improvements Other than Build	15,000	15,000	15,000	15,000	15,000	75,000
Total	Total	15,000	15,000	15,000	15,000	15,000	75,000

Prior	Funding Sources	2014	2015	2016	2017	2018	Total
120,000	Street Light Utility Fund	15,000	15,000	15,000	15,000	15,000	75,000
Total	Total	15,000	15,000	15,000	15,000	15,000	75,000

Capital Improvement Program
City of Ramsey, Minnesota

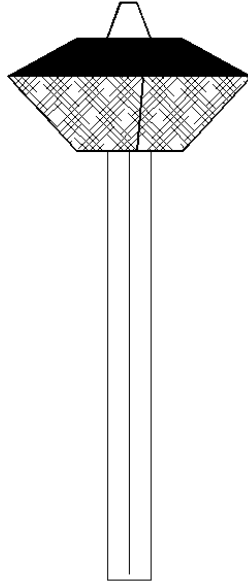
2014 *thru* 2018

Department Street Light Utility

Contact Unassigned


Project # 05-STLT-001

Project Name Priority D Street Lights



STREET
LIGHT D

THIS PAGE INTENTIONALLY BLANK



WATER UTILITY IMPROVEMENT

THIS PAGE INTENTIONALLY BLANK

City of Ramsey, Minnesota
Capital Improvement Program
 2014 thru 2018

PROJECTS BY CATEGORY

Category	Project#	Priority	2014	2015	2016	2017	2018	Total
Water Utility Improvement								
WM Looping: Alpine Dr. (CSAH 5 to Krypton St.)	04-WTR-001	6	100,000					100,000
Renovate Pump House 2	04-WTR-004	5					49,000	49,000
Complete Pump House 3	04-WTR-005	6					60,000	60,000
The COR Bunker Lake Blvd (Armstrong - Ramsey Blvd)	04-WTR-009	6			350,000			350,000
Water Treatment Plant Construction	04-WTR-017	6				9,700,000	8,700,000	18,400,000
Watermain Looping: (Ramsey Blvd to Armstrong Blvd)	04-WTR-018	6	521,000					521,000
1.5 MG Ground Storage Reservoir	05-WTR-004	6				2,000,000		2,000,000
Well Rehabilitation & Pump Replacement	07-WTR-001	6	30,000	32,000	35,000	38,000	41,000	176,000
River Pines Lift Station Water Connection	08-WTR-003	6				20,000		20,000
Fire Station #1 Extension of Water	11-WTR-003	6	25,000					25,000
Watermain Sunfish Lk Blvd	12-WTR-001	6			350,000			350,000
REFURBISH WATER TOWER #2	14-WTR-001	6				1,300,000		1,300,000
REFURBISH WATER TOWER #1	14-WTR-002	6					1,300,000	1,300,000
PUMP HOUSE #1 BUILDING REPAIRS	14-WTR-003	6	20,000					20,000
Water Utility Improvement Total			696,000	32,000	735,000	13,058,000	10,150,000	24,671,000
GRAND TOTAL			696,000	32,000	735,000	13,058,000	10,150,000	24,671,000

Capital Improvement Program

2014 *thru* 2018

City of Ramsey, Minnesota

Department Water Utility
Contact Unassigned
Type Improvement
Useful Life 50 Years
Category Water Utility Improvement
Priority 6-Planned
Status Active

Project # 04-WTR-001
Project Name WM Looping: Alpine Dr. (CSAH 5 to Krypton St.)

Description **Total Project Cost: \$100,000**
 This project includes the installation of 2400 lf of 12" watermain along the north side of Alpine Dr. from CSAH 5 to Krypton Street.

Justification
 This project would complete a 12" loop along Alpine Drive which will have the benefit of bolstering fire flows along the northern edge of the water utility service area.

Expenditures	2014	2015	2016	2017	2018	Total
Improvements Other than Build	100,000					100,000
Total	100,000					100,000
Funding Sources	2014	2015	2016	2017	2018	Total
Water Utility Fund	100,000					100,000
Total	100,000					100,000

Capital Improvement Program

2014 *thru* 2018

City of Ramsey, Minnesota

Department Water Utility
Contact Unassigned
Type Improvement
Useful Life 50 Years
Category Water Utility Improvement
Priority 5 Future Consideration
Status Future Consideration

Project # 04-WTR-004
Project Name Renovate Pump House 2

Total Project Cost: \$49,000

Description

Renovate exterior of building to match The COR building and landscaping.

Justification

The intent is to modify the exterior of the building to match the new development of The COR.

Expenditures	2014	2015	2016	2017	2018	Total
Improvements Other than Build					49,000	49,000
Total					49,000	49,000
Funding Sources	2014	2015	2016	2017	2018	Total
Water Utility Fund					49,000	49,000
Total					49,000	49,000

Capital Improvement Program

2014 *thru* 2018

City of Ramsey, Minnesota

Department Water Utility
Contact Unassigned
Type Improvement
Useful Life 50 Years
Category Water Utility Improvement
Priority 6-Planned
Status Future Consideration

Project # 04-WTR-005
Project Name Complete Pump House 3

Total Project Cost: \$60,000

Description

Install brick exterior to match building style of The COR buildings; landscape to match streetscape.

Justification

The intent is to have the building and grounds match The COR.

Expenditures	2014	2015	2016	2017	2018	Total
Improvements Other than Build					60,000	60,000
Total					60,000	60,000
Funding Sources	2014	2015	2016	2017	2018	Total
Water Utility Fund					60,000	60,000
Total					60,000	60,000

Capital Improvement Program
City of Ramsey, Minnesota

2014 *thru* 2018

Department Water Utility

Contact Unassigned

Project # 04-WTR-005
Project Name Complete Pump House 3



Capital Improvement Program

2014 *thru* 2018

City of Ramsey, Minnesota

Department Water Utility
Contact Unassigned
Type Improvement
Useful Life 50 Years
Category Water Utility Improvement
Priority 6-Planned
Status Active

Project # 04-WTR-009
Project Name The COR Bunker Lake Blvd (Armstrong - Ramsey Blvd)

Description **Total Project Cost:** \$350,000
 Upgrades Bunker Lake Blvd between Armstrong and Ramsey Blvds, necessitated by the COR Development. Watermain segments along this portion of roadway will be lowered and extended as necessary.
 Total Cost for Bunker Lake Blvd. = \$3,419,000
 Total Cost for Regional Roadway improvements = \$14,607,860

Justification
 The construction of the COR will add additional traffic to Bunker Lake Blvd. This project will upgrade Bunker Lake Blvd between Ramsey Blvd and Armstrong Blvd to better handle the traffic.
 See projects RTC Armstrong, RTC Hwy 10 and RTC Ramsey Blvd.

Expenditures	2014	2015	2016	2017	2018	Total
Improvements Other than Build			350,000			350,000
Total			350,000			350,000

Funding Sources	2014	2015	2016	2017	2018	Total
Water Utility Fund			350,000			350,000
Total			350,000			350,000

Capital Improvement Program
City of Ramsey, Minnesota

2014 *thru* 2018

Department Water Utility

Contact Unassigned

Project # 04-WTR-009

Project Name The COR Bunker Lake Blvd (Armstrong - Ramsey Blvd)



Capital Improvement Program

2014 *thru* 2018

City of Ramsey, Minnesota

Department Water Utility
Contact Unassigned
Type Buildings
Useful Life 50 Years
Category Water Utility Improvement
Priority 6-Planned
Status Active

Project # 04-WTR-017
Project Name Water Treatment Plant Construction

Description **Total Project Cost: \$18,400,000**
 This project anticipates the construction of an 8.1 MGD water treatment plant which will draw water from a river bank collection system.
 Principal \$18,400,000
 Interest \$10,743,645 (20 yrs @ 5.0%)
 Land \$1,000,000

 \$30,143,645

Justification
 This treatment plant will provide more aesthetically pleasing water, eliminate staining, reduce fouling of water softness and improve the taste and odor of the water. With iron removed, the use of polyphosphate can be reduced or eliminated, resulting in an environmental benefit.

Expenditures	2014	2015	2016	2017	2018	Total
Building Cost/Construction				9,700,000	8,700,000	18,400,000
Total				9,700,000	8,700,000	18,400,000
Funding Sources	2014	2015	2016	2017	2018	Total
Revenue Bonding				9,700,000	8,700,000	18,400,000
Total				9,700,000	8,700,000	18,400,000

Capital Improvement Program

2014 *thru* 2018

City of Ramsey, Minnesota

Department Water Utility
Contact Unassigned
Type Improvement
Useful Life 50 Years
Category Water Utility Improvement
Priority 6-Planned
Status Active

Project # 04-WTR-018
Project Name Watermain Looping: (Ramsey Blvd to Armstrong Blvd)

Description **Total Project Cost:** \$521,000
 This project includes the extension of a 12" watermain from Ramsey Blvd to Armstrong Blvd to along the south side of Highway 10.

Justification
 Development south of Highway 10 is anticipated as a result of The COR. Half of the distance is through the Mississippi West County Park. The project will provide dependable water pressure and supply to this developing area.
 The city has applied for a MNDOT grant to extend Riverdale Drive from Alpaca to Traprock. Installation of sewer and water with street construction will eliminate the need to dig up the street in the future.
 Sanitary Sewer Extention \$507,000
 Total Project Costs \$2,952,000

Expenditures	2014	2015	2016	2017	2018	Total
Improvements Other than Build	521,000					521,000
Total	521,000					521,000
Funding Sources	2014	2015	2016	2017	2018	Total
Water Utility Fund	521,000					521,000
Total	521,000					521,000

Capital Improvement Program
City of Ramsey, Minnesota

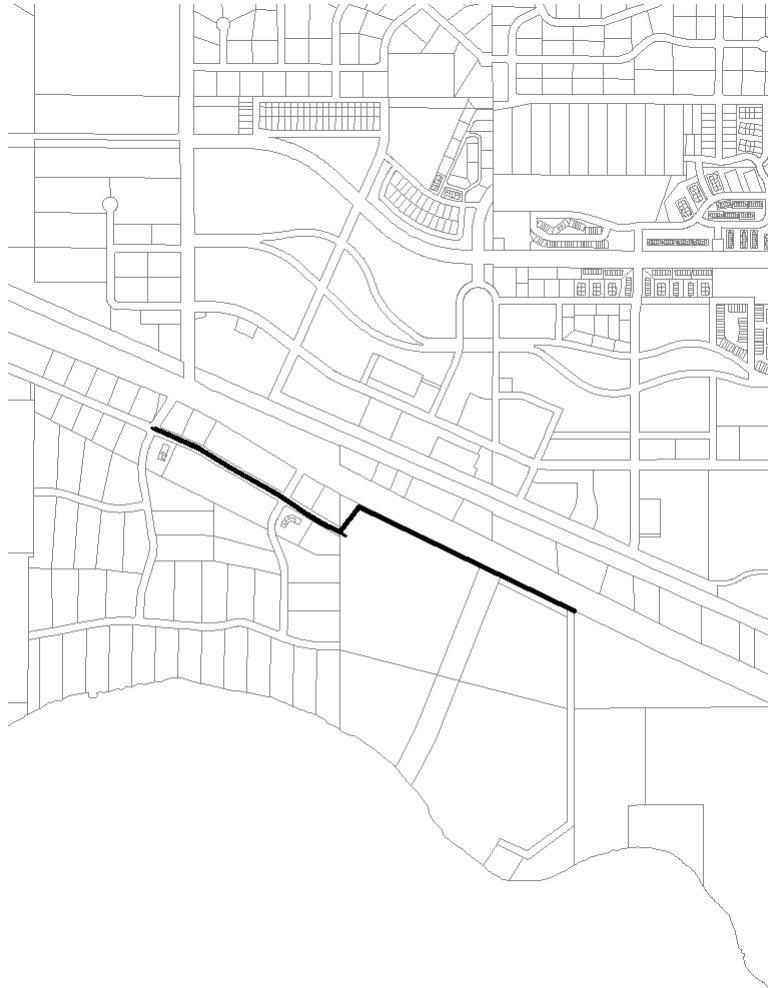
2014 *thru* 2018

Department Water Utility

Contact Unassigned

Project # 04-WTR-018

Project Name Watermain Looping: (Ramsey Blvd to Armstrong Blvd)



Capital Improvement Program

2014 *thru* 2018

City of Ramsey, Minnesota

Department Water Utility
Contact Unassigned
Type Improvement
Useful Life 50 Years
Category Water Utility Improvement
Priority 6-Planned
Status Active

Project # 05-WTR-004
Project Name 1.5 MG Ground Storage Reservoir

Total Project Cost: \$2,000,000

Description

This project anticipates the construction of a 1.5 million gallon ground storage tank located next to the water treatment plant.

Justification

This tank will provide needed storage noted in the 2004 Comprehensive Water Plan.

Expenditures	2014	2015	2016	2017	2018	Total
Improvements Other than Build				2,000,000		2,000,000
Total				2,000,000		2,000,000
Funding Sources	2014	2015	2016	2017	2018	Total
Water Utility Fund				2,000,000		2,000,000
Total				2,000,000		2,000,000

Capital Improvement Program
City of Ramsey, Minnesota

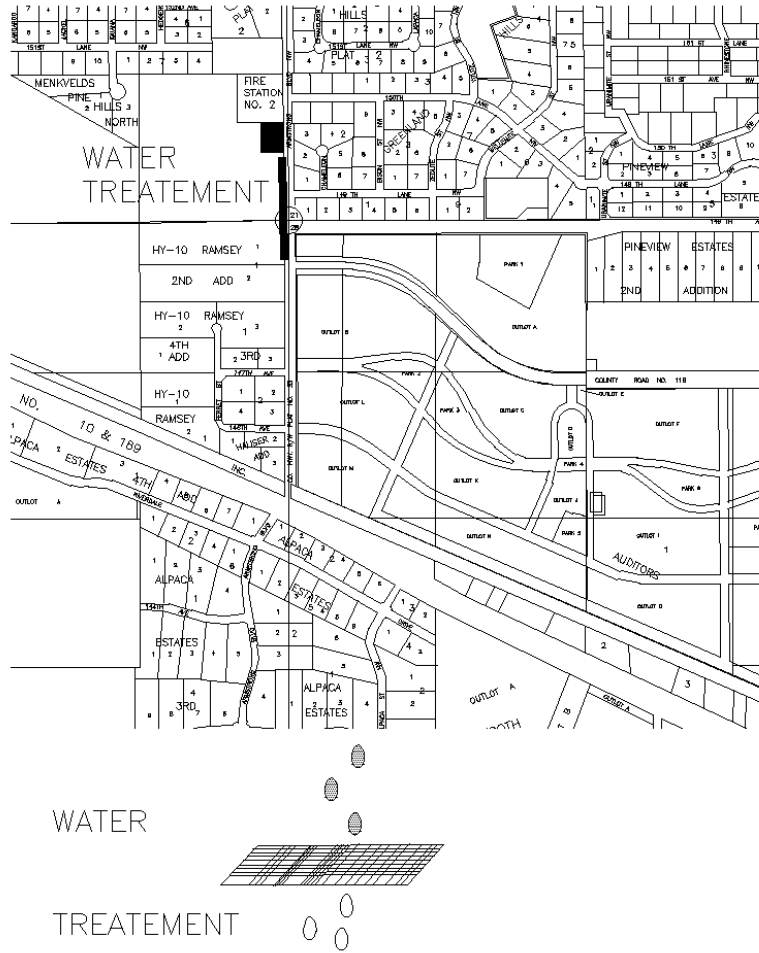
2014 thru 2018

Department Water Utility

Contact Unassigned

Project # 05-WTR-004

Project Name 1.5 MG Ground Storage Reservoir



Capital Improvement Program

2014 *thru* 2018

City of Ramsey, Minnesota

Department Water Utility

Contact

Type Improvement

Useful Life 20 Years

Category Water Utility Improvement

Priority 6-Planned

Status Active

Total Project Cost: \$328,000

Project # 07-WTR-001

Project Name Well Rehabilitation & Pump Replacement

Description

This program establishes a preventative maintenance schedule for the eight municipal wells which are the utilities sole water sources. The following schedule is anticipated: 2012- Well #4; 2013- Well #3; 2014 - Well #5; 2015- Well #6; 2016 - Well #7; 2017- Well #8, 2018 - Well #1.

Justification

Well pumping is highly variable throughout the year. Regular maintenance during low pumping periods will minimize the possibility that a well will be out of service during the peak demand period. The rehabilitation will update the control cabinets and install variable frequency drives on wells 3 and 4. AVFP conserves energy and may be eligible for rebates.

Prior	Expenditures	2014	2015	2016	2017	2018	Total
152,000	Improvements Other than Build	30,000	32,000	35,000	38,000	41,000	176,000
Total	Total	30,000	32,000	35,000	38,000	41,000	176,000
Prior	Funding Sources	2014	2015	2016	2017	2018	Total
152,000	Water Utility Fund	30,000	32,000	35,000	38,000	41,000	176,000
Total	Total	30,000	32,000	35,000	38,000	41,000	176,000

Capital Improvement Program
City of Ramsey, Minnesota

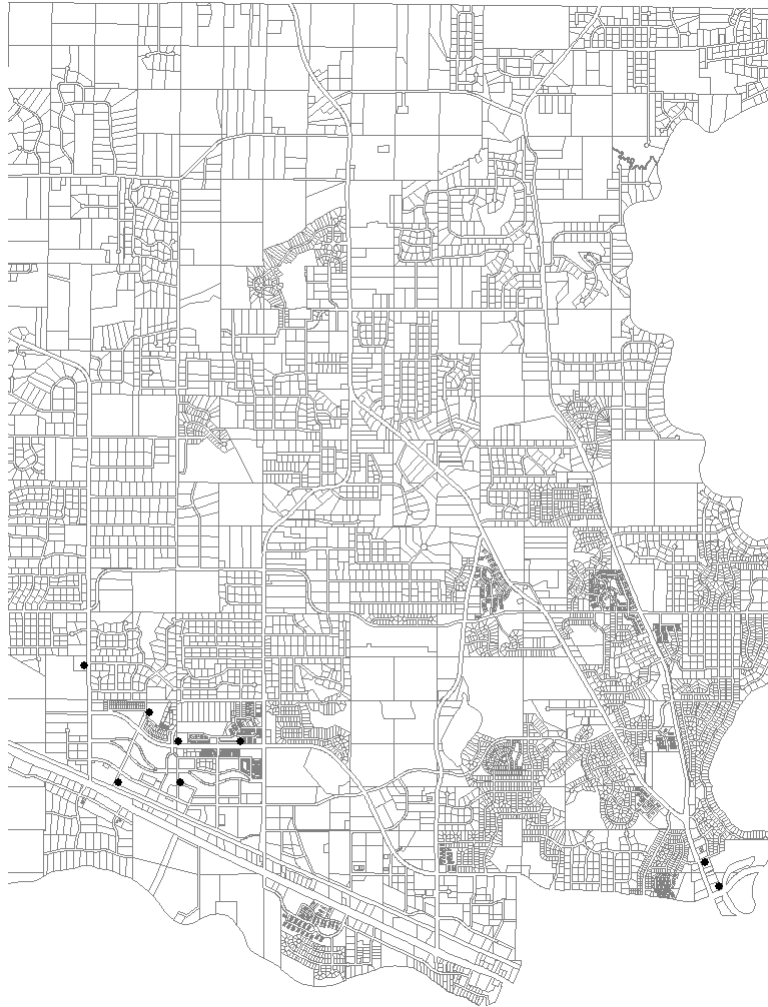
2014 *thru* 2018

Department Water Utility

Contact

Project # 07-WTR-001

Project Name Well Rehabilitation & Pump Replacement



Capital Improvement Program

2014 *thru* 2018

City of Ramsey, Minnesota

Department Water Utility

Contact

Type Improvement

Useful Life 50 Years

Category Water Utility Improvement

Priority 6-Planned

Status Active

Total Project Cost: \$20,000

Project # 08-WTR-003

Project Name River Pines Lift Station Water Connection

Description

This project involves extending the watermain in conjunction with extending gravity sewer to the River Pines Lift Station.

Total costs including street & water utility = \$120,000.

Justification

This project adds a water loop for Rum River Prairie at the same time a lift station is eliminated.

Expenditures	2014	2015	2016	2017	2018	Total
Improvements Other than Build				20,000		20,000
Total				20,000		20,000
Funding Sources	2014	2015	2016	2017	2018	Total
Water Utility Fund				20,000		20,000
Total				20,000		20,000

Capital Improvement Program
City of Ramsey, Minnesota

2014 thru 2018

Department Water Utility

Contact

Project # 08-WTR-003
Project Name River Pines Lift Station Water Connection



Capital Improvement Program

2014 *thru* 2018

City of Ramsey, Minnesota

Department Water Utility

Contact

Type Improvement

Useful Life 25

Category Water Utility Improvement

Priority 6-Planned

Status Active

Total Project Cost: \$25,000

Project #	11-WTR-003
Project Name	Fire Station #1 Extension of Water

Description

Extend municipal water from parking lot into Fire Station #1 building.

Justification

Treated water is currently at the west end of parking lot on the property. This extension would allow for the installation of a sprinkler system within the building while also improving water quality inside of the building. The current well would be used for irrigation on the site.

Trunk charges are waived for public buildings. Total project cost: \$45,000

Expenditures	2014	2015	2016	2017	2018	Total
Improvements Other than Build	25,000					25,000
Total	25,000					25,000

Funding Sources	2014	2015	2016	2017	2018	Total
Public Improvement Revolving	25,000					25,000
Total	25,000					25,000

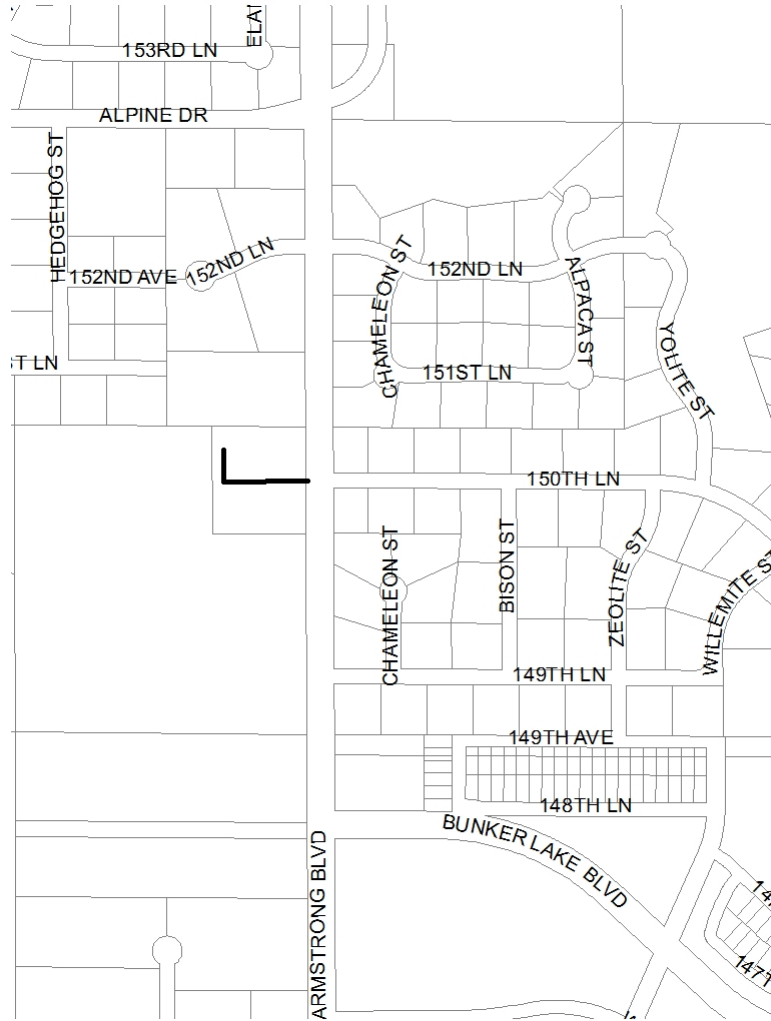
Capital Improvement Program
City of Ramsey, Minnesota

2014 *thru* 2018

Department Water Utility

Contact

Project #	11-WTR-003
Project Name	Fire Station #1 Extension of Water



Capital Improvement Program

2014 *thru* 2018

City of Ramsey, Minnesota

Department Water Utility

Contact

Type Improvement

Useful Life 50 Years

Category Water Utility Improvement

Priority 6-Planned

Status Active

Total Project Cost: \$350,000

Project #	12-WTR-001
Project Name	Watermain Sunfish Lk Blvd

Description	
Extend watermain along Sunfish Lake Boulevard from Sunwood Drive to Fox Knoll	

Justification	
This project will complete another watermain loop connection, providing increased fire flows, increased pressure and enhanced system reliability.	

Expenditures	2014	2015	2016	2017	2018	Total
Improvements Other than Build			350,000			350,000
Total			350,000			350,000
Funding Sources	2014	2015	2016	2017	2018	Total
Water Utility Fund			350,000			350,000
Total			350,000			350,000

Capital Improvement Program
City of Ramsey, Minnesota

2014 *thru* 2018

Department Water Utility

Contact

Project # 12-WTR-001

Project Name Watermain Sunfish Lk Blvd



Capital Improvement Program

2014 *thru* 2018

City of Ramsey, Minnesota

Department Water Utility
Contact Unassigned
Type Improvement
Useful Life 15
Category Water Utility Improvement
Priority 6-Planned
Status Active

Project # 14-WTR-001
Project Name REFURBISH WATER TOWER #2

Total Project Cost: \$1,300,000

Description
 Interior and exterior coatings at water tower #2

Justification
 Ongoing maintenance of interior and exterior coatings on 1.5mg water tower to include inspections.

Expenditures	2014	2015	2016	2017	2018	Total
Improvements Other than Build				1,300,000		1,300,000
Total				<u>1,300,000</u>		<u>1,300,000</u>
Funding Sources	2014	2015	2016	2017	2018	Total
Water Utility Fund				1,300,000		1,300,000
Total				<u>1,300,000</u>		<u>1,300,000</u>

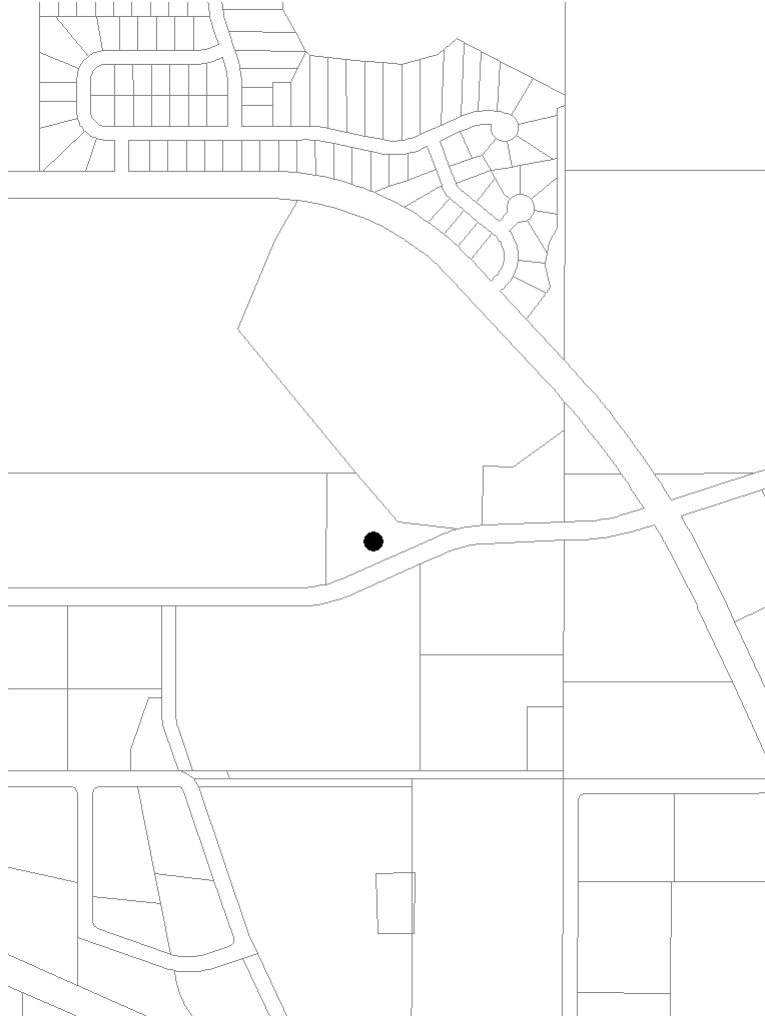
Capital Improvement Program
City of Ramsey, Minnesota

2014 *thru* 2018

Department Water Utility

Contact Unassigned

Project #	14-WTR-001
Project Name	REFURBISH WATER TOWER #2



Capital Improvement Program

2014 *thru* 2018

City of Ramsey, Minnesota

Department Water Utility
Contact Unassigned
Type Improvement
Useful Life 15
Category Water Utility Improvement
Priority 6-Planned
Status Active

Project # 14-WTR-002
Project Name REFURBISH WATER TOWER #1

Total Project Cost: \$1,300,000

Description

Interior and exterior coatings at water tower #1

Justification

Ongoing maintenance of interior and exterior coatings on 0.5mg water tower to include inspections.

Expenditures	2014	2015	2016	2017	2018	Total
Improvements Other than Build					1,300,000	1,300,000
Total					1,300,000	1,300,000
Funding Sources	2014	2015	2016	2017	2018	Total
Water Utility Fund					1,300,000	1,300,000
Total					1,300,000	1,300,000

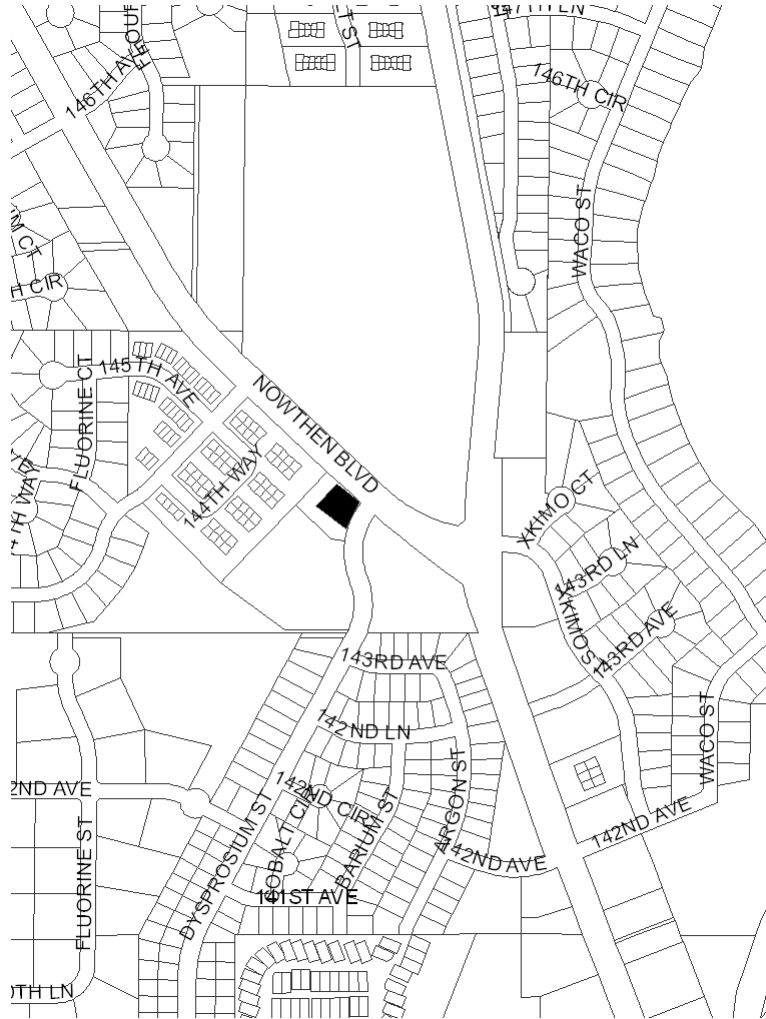
Capital Improvement Program
City of Ramsey, Minnesota

2014 *thru* 2018

Department Water Utility

Contact Unassigned

Project #	14-WTR-002
Project Name	REFURBISH WATER TOWER #1



Capital Improvement Program

2014 *thru* 2018

City of Ramsey, Minnesota

Department Water Utility
Contact Unassigned
Type Improvement
Useful Life 15
Category Water Utility Improvement
Priority 6-Planned
Status Active

Project # 14-WTR-003
Project Name PUMP HOUSE #1 BUILDING REPAIRS

Total Project Cost: \$20,000

Description
 Interior and exterior building repairs to pump house #1

Justification
 Roof, siding, soffit repairs as well as repairs inside of building to lighting, scada, etc.

Expenditures	2014	2015	2016	2017	2018	Total
Improvements Other than Build	20,000					20,000
Total	20,000					20,000

Funding Sources	2014	2015	2016	2017	2018	Total
Water Utility Fund	20,000					20,000
Total	20,000					20,000

Capital Improvement Program
City of Ramsey, Minnesota

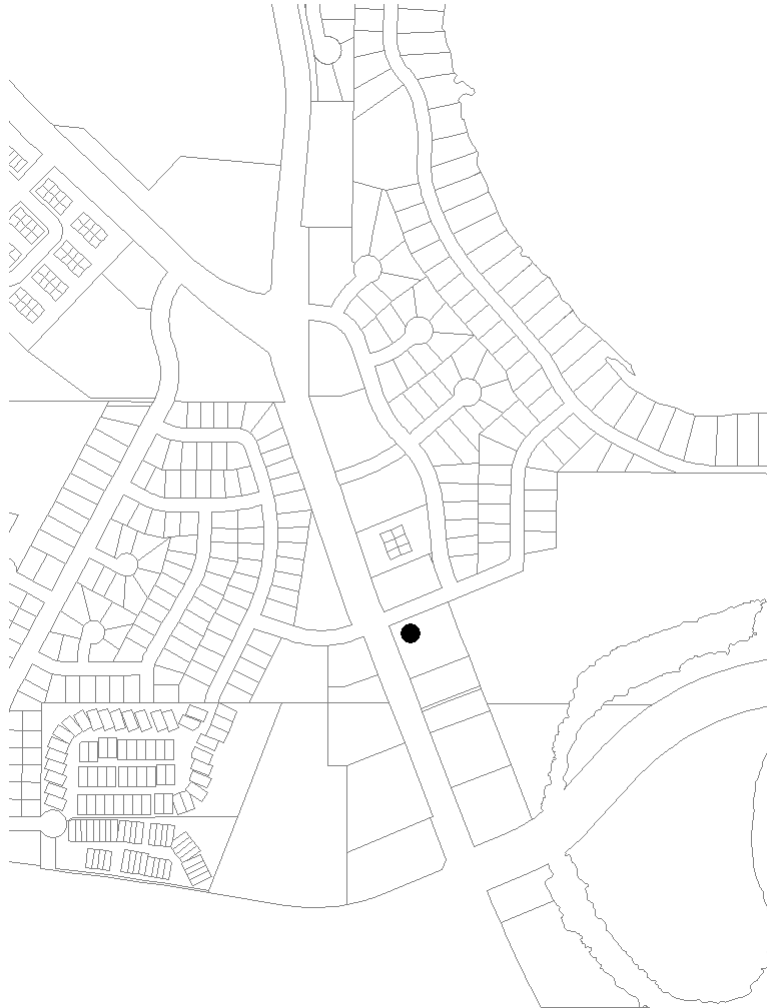
2014 *thru* 2018

Department Water Utility


Contact Unassigned

Project # 14-WTR-003

Project Name PUMP HOUSE #1 BUILDING REPAIRS



THIS PAGE INTENTIONALLY BLANK



CASH FLOW PROJECTIONS

THIS PAGE INTENTIONALLY BLANK

Business Revolving Loan Fund

	<u>Actual 2009</u>	<u>Actual 2010</u>	<u>Actual 2011</u>	<u>Actual 2012</u>	<u>Projected 2013</u>	<u>Projected 2014</u>	<u>Projected 2015</u>	<u>Projected 2016</u>	<u>Projected 2017</u>	<u>Projected 2018</u>
FUND BALANCE, Beginning of Year	195,140.44	230,253.35	254,697.69	285,446.01	307,873.48	280,616.41	288,086.78	297,072.28	306,192.56	315,449.65
REVENUES:										
Systematic Refrig (Zero Zone)-prn										
Systematic Refrig (Zero Zone)-int										
Sunfish Loan	11,738.21	0.00	0.00	0.00	0.00	0.00	0.00	0.00	0.00	0.00
Kuro Fitness Prn					3,761.91	3,717.84	3,871.25	4,029.73	4,193.42	4,362.57
Kuro Fitness Int					902.29	946.36	792.95	634.47	470.78	301.63
Clear Choice Prn	4,361.10	4,630.05	14,088.27	0.00	0.00	0.00	0.00	0.00	0.00	0.00
Clear Choice Int	1,276.37	1,094.31	443.68	0.00	0.00	0.00	0.00	0.00	0.00	0.00
Panther Precision-prn	9,692.43	10,105.26	10,498.30	20,370.28	0.00	0.00	0.00	0.00	0.00	0.00
Panther Precision-int	1,849.80	1,349.82	1,043.66	67.90	0.00	0.00	0.00	0.00	0.00	0.00
Interest Earnings	7,737.00	8,806.90	6,216.41	4,816.29	3,078.73	2,806.16	4,321.30	4,456.08	4,592.89	4,731.74
Miscellaneous	0.00	0.00	0.00	0.00	0.00	0.00	0.00	0.00	0.00	0.00
Total Revenues	36,654.91	25,986.34	32,290.32	25,254.47	7,742.93	7,470.36	8,985.50	9,120.28	9,257.09	9,395.94
EXPENDITURES:										
Loan to Clear Choice										
Loan to Kuro Fitness (2013-2020)					35,000.00					
Panther Precision-State Share	1,542.00	1,542.00	1,542.00	2,827.00	0.00					
Total Expenditures	1,542.00	1,542.00	1,542.00	2,827.00	35,000.00	0.00	0.00	0.00	0.00	0.00
Increase (Decrease) in Cash	35,112.91	24,444.34	30,748.32	22,427.47	(27,257.07)	7,470.36	8,985.50	9,120.28	9,257.09	9,395.94
FUND BALANCE, End of Year	230,253.35	254,697.69	285,446.01	307,873.48	280,616.41	288,086.78	297,072.28	306,192.56	315,449.65	324,845.60

EQUIPMENT REVOLVING FUND #234

	Actual 2009	Actual 2010	Actual 2011	Actual 2012	Projected 2013	Projected 2014	Projected 2015	Projected 2016	Projected 2017	Projected 2018
FUND BALANCE, Beginning of Year	3,669,695.17	3,609,061.22	3,342,842.56	3,276,235.72	1,780,818.16	1,857,530.43	1,403,443.39	973,245.04	229,493.72	47,486.12
REVENUES:										
Transfers from General Fund:										
Excess Revenue	0.00	0.00	12,973.00	17,926.00	0.00	0.00	0.00	0.00	0.00	0.00
Zayo Fiber				9,519.00						
QCTV Funds			30,000.00		50,000.00					
Sale of Fixed Assets	0.00	0.00	0.00	0.00	0.00	0.00	0.00	0.00	0.00	0.00
First half of fire truck (included in exp transfer in 2012 but will be bought in 2013)				130,000.00						
Prn-Sunfish Commons	11,438.59	0.00	0.00	0.00	0.00	0.00	0.00	0.00	0.00	0.00
Int-Sunfish Commons	299.56	0.00	0.00	0.00	0.00	0.00	0.00	0.00	0.00	0.00
Interest Earnings	128,977.87	131,239.16	76,962.22	48,968.44	26,712.27	27,862.96	21,051.65	14,598.68	3,442.41	712.29
Total Revenues	140,716.02	131,239.16	119,935.22	206,413.44	76,712.27	27,862.96	21,051.65	14,598.68	3,442.41	712.29
EXPENDITURES:										
Capital Outlay:										
Parks CIP										
General Government		26,200.00	16,000.00	57,600.00		481,950.00	451,250.00	758,350.00	185,450.00	0.00
Fire		17,600.00	32,000.00	136,000.00						
Parks/PW		87,200.00	12,887.81	52,052.00			0.00	0.00	0.00	0.00
Police	0.00	93,850.00	94,600.00	94,600.00		0.00	0.00	0.00	0.00	0.00
Improvements with qctv funds			31,054.25							
Transfers to General Fund										
Debt Service on Equipment Certificates										
Debt Service on Muni Bldg										
Capital Outlay	201,349.97	50,937.69								
Muni Center Remodel		112,333.26								
Fire Station Generator										
PW Repair parts on sweeper		9,336.87								
2012 Street Maint (Allows TIF 4 to go to Sunwood Dr)				275,000.00						
Sunwood Drive Realignment See Above Entry				1,086,579.00						
Fire Station #2 Rebuild										
Sign Making Equipment										
Total Expenditures	201,349.97	397,457.82	186,542.06	1,701,831.00	0.00	481,950.00	451,250.00	758,350.00	185,450.00	0.00
Increase (Decrease) in Cash	(60,633.95)	(266,218.66)	(66,606.84)	(1,495,417.56)	76,712.27	(454,087.04)	(430,198.35)	(743,751.32)	(182,007.59)	712.29
FUND BALANCE, End of Year	3,609,061.22	3,342,842.56	3,276,235.72	1,780,818.16	1,857,530.43	1,403,443.39	973,245.04	229,493.72	47,486.12	48,198.41 **

**\$50,000 from QCTV to be used for Council equipment

FACILITY FUND #412

Act	Actual <u>2009</u>	Actual <u>2010</u>	Actual <u>2011</u>	Actual <u>2012</u>	Projected <u>2013</u>	Projected <u>2014</u>	Projected <u>2015</u>	Projected <u>2016</u>	Projected <u>2017</u>	Projected <u>2018</u>
FUND BALANCE, Beginning of Year	168,249.49	173,482.40	174,904.14	210,511.58	285,589.21	288,445.10	152,771.77	155,063.35	132,389.30	134,375.14
REVENUES:										
Excess Revenue Tran			51,890.00	71,705.00						
Interest Earnings	5,232.91	2,602.24	4,270.00	3,372.63	2,855.89	4,326.68	2,291.58	2,325.95	1,985.84	2,015.63
Total Revenues	5,232.91	2,602.24	56,160.00	75,077.63	2,855.89	4,326.68	2,291.58	2,325.95	1,985.84	2,015.63
EXPENDITURES:										
PW Salt Shed										
Property Taxes										
Retrofit PW			15,500.56							
PID Wire Circuits		1,180.50								
Resurface PD Garage Floor						15,000.00				
Storage Room in Municipal ramp						25,000.00				
Sprinker Fire Station #1								25,000.00		
Land Fire Station #4						100,000.00				
City Hall/Fire Station Design			5,052.00							
City Hall Remodel										
Total Expenditur	0.00	1,180.50	20,552.56	0.00	0.00	140,000.00	0.00	25,000.00	0.00	0.00
Increase (Decrease)	5,232.91	1,421.74	35,607.44	75,077.63	2,855.89	(135,673.32)	2,291.58	(22,674.05)	1,985.84	2,015.63
FUND BALANCE, End of Year	173,482.40	174,904.14	210,511.58	285,589.21	288,445.10	152,771.77	155,063.35	132,389.30	134,375.14	136,390.77

Landfill Trust Fund #803

Cash Balance	Actual 2009	Actual 2010	Actual 2011	Actual 2012	Projected 2013	Projected 2014	Projected 2015	Projected 2016	Projected 2017	Projected 2018
Beginning Balance	3,536,624	3,616,892	3,307,739	2,824,272	1,977,893	1,836,014	1,924,667	2,014,619	2,044,838	1,985,510
Interest Earnings	105,902.00	96,290.49	69,436.26	40,229.48	19,778.93	27,540.22	28,870.00	30,219.28	30,672.57	29,782.66
Loan Payments-Interest Only										
PW Facility Loan-Int (6%)-12yr(2006)										
PD Facility Loan-Int (8%)-20 YR(2015)	25,453	22,600	19,519	16,191	12,597	8,716	4,525			
Loan Payments-Principal Only										
PW Facility Loan-Prin (6%)-12yr										
PD Facility Loan-Prin (8%)-20 YR	35,660	38,512	41,593	44,921	48,515	52,396	56,557			
Internal Loan-Ramsey Rail - Paid back from TIF 2										
Principal										
Interest										
Ramsey Rail-Design with Kimley Horn Anoka JPA				(246,389)						
BNSF-Sunfish				(219,543)						
Muni Center Debt Transfer										
Loan for Ramsey Rail Stop										
Loan for North Common Park 17 lot Construction (reimbursed back after sold from COR Sales)				(79,793)	(222,770)					
Elmcrest Creek Trail									(75,000)	
Ramsey Crossings-City costs after project failed to happen										
RTC Ramp Expense	(14,660)									
Share of Ramsey Express Bus (net of Grant)	(72,087)	(466,556)	(614,015)	(401,994)						
Trott Brook Trail Corridor									(15,000)	
Remaining Balance	<u>3,616,892</u>	<u>3,307,739</u>	<u>2,824,272</u>	<u>1,977,893</u>	<u>1,836,014</u>	<u>1,924,667</u>	<u>2,014,619</u>	<u>2,044,838</u>	<u>1,985,510</u>	<u>2,015,293</u>

LANDFILL TRUST FUND:

\$202,388 Still in advances on PD bldg

\$157,467 Still in advanced on PD building

LAWFUL GAMBLING FUND #270

	<u>Actual 2009</u>	<u>Actual 2010</u>	<u>Actual 2011</u>	<u>Actual 2012</u>	<u>Projected 2013</u>	<u>Projected 2014</u>	<u>Projected 2015</u>	<u>Projected 2016</u>	<u>Projected 2017</u>	<u>Projected 2018</u>
FUND BALANCE, Beginning of Year	216,537.90	114,383.69	138,492.02	138,114.09	162,476.69	150,101.46	65,352.98	49,333.27	72,333.27	95,333.27
REVENUES:										
Required Contributions:										
Anoka Area Ice Arena Association	4,353.83	4,055.03	3,151.50	3,256.92	5,000.00	4,000.00	4,000.00	4,000.00	4,000.00	4,000.00
Climb Theatre	11,356.76	9,360.78	9,889.04	13,243.11	12,000.00	10,000.00	10,000.00	10,000.00	10,000.00	10,000.00
Outreach Six Acres										
Ramsey Lions Club	21,359.70	16,090.28	18,456.34	18,484.08	23,000.00	22,000.00	22,000.00	22,000.00	22,000.00	22,000.00
Donations	920.00	5,585.00	385.40	0.00	0.00	0.00	0.00	0.00	0.00	0.00
Lions Donation for Building Fund										
Interest Earnings	6,097.00	4,517.24	3,239.79	2,378.49	1,624.77	2,251.52	980.29	0.00	0.00	0.00
Miscellaneous	0.00	0.00	0.00	0.00	0.00	0.00	0.00	0.00	0.00	0.00
Total Revenues	<u>44,087.29</u>	<u>39,608.33</u>	<u>35,122.07</u>	<u>37,362.60</u>	<u>41,624.77</u>	<u>38,251.52</u>	<u>36,980.29</u>	<u>36,000.00</u>	<u>36,000.00</u>	<u>36,000.00</u>
EXPENDITURES:										
Park Improvement Program										
Central Park Entrance Sign/locks	3,235.00									
Lake Itasca Observation Boardwalk							40,000.00			
Observation Deck-Mississippi										55,000.00
Skate Ramp										
Boat Launch			20,000.00							
Elmcrest Park Community Building & Playground						100,000.00				
Lions Pavillion Improvements						10,000.00				
The Draw Lighting										
Youth First		500.00	5,500.00	8,000.00	8,000.00	8,000.00	8,000.00	8,000.00	8,000.00	8,000.00
Juvenile Diversion		5,000.00	5,000.00	5,000.00	5,000.00	5,000.00	5,000.00	5,000.00	5,000.00	5,000.00
North Commons Park				0.00	41,000.00					
Ramsey Foundation-Cor Performance		5,000.00								
Safety Camp		5,000.00	5,000.00							
Community Programs	11,250.00									
Dog Park-Alpine Park	6,959.50									
Skateboard Park in Alpine Park	124,797.00									
Anoka Aquatic Center Funding										
Transfers to Other Funds -										
Total Expenditures	<u>146,241.50</u>	<u>15,500.00</u>	<u>35,500.00</u>	<u>13,000.00</u>	<u>54,000.00</u>	<u>123,000.00</u>	<u>53,000.00</u>	<u>13,000.00</u>	<u>13,000.00</u>	<u>68,000.00</u>
Increase (Decrease) in Cash	<u>(102,154.21)</u>	<u>24,108.33</u>	<u>(377.93)</u>	<u>24,362.60</u>	<u>(12,375.23)</u>	<u>(84,748.48)</u>	<u>(16,019.71)</u>	<u>23,000.00</u>	<u>23,000.00</u>	<u>(32,000.00)</u>
FUND BALANCE, End of Year	<u>114,383.69</u>	<u>138,492.02</u>	<u>138,114.09</u>	<u>162,476.69</u>	<u>150,101.46</u>	<u>65,352.98</u>	<u>49,333.27</u>	<u>72,333.27</u>	<u>95,333.27</u>	<u>63,333.27</u>
Amended Fund Balance	<u>114,383.69</u>	<u>138,492.02</u>	<u>138,114.09</u>	<u>162,476.69</u>	<u>150,101.46</u>	<u>65,352.98</u>	<u>49,333.27</u>	<u>72,333.27</u>	<u>95,333.27</u>	<u>63,333.27</u>

MSA Fund													
	Actual 2010	Actual 2011	Actual 2012	Projected 2013	Projected 2014	Projected 2015	Projected 2016	Projected 2017	Projected 2018	Projected 2019	Projected 2020	Projected 2021	Projected 2022
Beginning Balance	661,593	707,503	397,188	828,050	1,268,558	170,193	(1,726,721)	(1,408,360)	(4,292,772)	(3,985,341)	(3,674,546)	(3,212,827)	(2,746,875)
Revenues													
Current Year Allocation (Held at State)	957,571	1,015,240	1,070,753	1,020,221	933,000	933,000	933,000	933,000	933,000	933,000	933,000	933,000	933,000
MSA City Received from Held Allocation	824,093												
F&C Land Proceeds per policy			66,129										
McD & Superamerica Land Proceeds Est													
Est LandSale Proceeds Estimated Totally Unknown													
Interest Earnings	30,085	15,875	12,398	(1,214)	1,242	(3,814)	(13,299)	(11,707)	(26,129)	(24,592)	(23,038)	(20,729)	(18,399)
Total Revenue	2,473,342	1,738,619	1,546,468	1,847,058	2,202,800	1,099,379	(807,020)	(487,067)	(3,385,901)	(3,076,932)	(2,764,584)	(2,300,556)	(1,832,274)
Expenditures													
Street Maintenance Projects	(168,600)												
MSA Maintenance (Received from State Held Allocation)	(140,000)	(140,000)	(140,000)	(140,000)	(140,000)	(150,000)	(150,000)	(150,000)	(150,000)	(150,000)	(150,000)	(150,000)	(150,000)
	(845,728)												
CIP Projects													
2012 Street Maint Alpine & alpaca Highway 47			(129,947)										
Sunwood Drive & Rhinestone in RTC													
County Road #5/Alpine Drive Realignment					(250,000)								
Armstrong/Bunker Bonding (Ends 2022)			(52,498)	(275,070)	(295,420)	(295,470)	(295,420)	(300,220)	(299,870)	(299,351)	(298,243)	(296,319)	(293,843)
Alpine/Roanoke 10-07	(242,241)	(309,428)											
Alpine Overlay		(56,300)	(231,002)										
Sunwood/Armstrong Intersection Impr (Reim with Future TIF 14)													
Bunker Lake Blvd/Sunwood Drive Traffic Signal						(225,000)							
Bunker Lake Blvd Extension-Armstrong to PUMA						(2,000,000)							
Riverdale Drive Ext Traprock-Armstrong			(3,603)		(1,187,397)								
167th Avenue Extension - to Variolite								(1,500,000)					
Sunfish Lake Blvd/Alpine Drive Intersection Impr		(64,160)											
Dysprosium Street Reconstruction		(607,988)											
McKinley Street (see TIF 1)													
Reconstruct Riverdale to Tungsten St (\$837,062-PIR)								(1,700,000)					
Variolite Street Alpine Drive to RTC													
167th Avenue Extension - Jasper to Armstrong Blvd	(192,631)												
Sunwood Drive-Sunny Ponds													
Sunfish Blvd bond payments (Ends 2019)	(176,640)	(163,555)	(161,368)	(163,430)	(159,790)	(155,630)	(155,920)	(155,485)	(149,570)	(148,263)			
Total Expenditures	(1,765,839)	(1,341,431)	(718,417)	(578,500)	(2,032,607)	(2,826,100)	(601,340)	(3,805,705)	(599,440)	(597,614)	(448,243)	(446,319)	(443,843)
Remaining Balance	707,503	397,188	828,050	1,268,558	170,193	(1,726,721)	(1,408,360)	(4,292,772)	(3,985,341)	(3,674,546)	(3,212,827)	(2,746,875)	(2,276,117)
MSA funds dedicated					(595,210)	(601,100)	(601,340)	(605,705)	(599,440)	(597,614)	(448,243)	(446,319)	(443,843)

MSA Fund

Sources:

1. Annual MSA Allotments
2. Interest Earnings

Expenditure Uses:

1. Transfers to General Fund for budgeted general maintenance to state-aid streets
2. Costs associated with municipal state-aid improvement projects as detailed in CIP or as approved by City Council.

Park Improvement Trust	
-------------------------------	--

	Actual 2009	Actual 2010	Actual 2011	Actual 2012	Projected 2013	Projected 2014	Projected 2015	Projected 2016	Projected 2017	Projected 2018
Titterud Park Play Equipment										
Tennis Courts hydroblasted	(15,800)				(28,540)					
Trail-Mississippi River Regional Trail(after \$126,800 anoka County & \$164,200 Fed Grant)						(356,000)				
Trail Projects	(1,304)					(200,000)	(300,000)			
Trout Brook Greenway Projects										
Traprock Commons Park Landscape										
Urban Trail Connections										
Woodland Park Shelter										
Lake Itasca Boardwalk										
Lake Itasca Park Phase I & II (Future Dedications)								(400,000)	(400,000)	(400,000)
Total CIP Projects	(485,673)	(2,169,210)	(136,767)	(133,700)	(199,652)	(1,293,000)	(837,000)	(447,000)	(2,355,000)	(9,376,000)
Remaining Balance	<u>4,014,829</u>	<u>2,021,123</u>	<u>1,987,531</u>	<u>2,649,355</u>	<u>2,508,457</u>	<u>1,278,084</u>	<u>485,255</u>	<u>70,534</u>	<u>(2,258,408)</u>	<u>(11,643,284)</u>

Park Improvement Trust Fund

Sources:

1. Park Dedication Fees
2. Donations
3. Interest Earnings
4. Transfers from Landfill Trust Fund

Expenditure Uses:

1. Land Acquisition
2. Park Improvements

PUBLIC IMPROVEMENT REVOLVING [PIR] FUND #400

	<u>Actual 2009</u>	<u>Actual 2010</u>	<u>Actual 2011</u>	<u>Actual 2012</u>	<u>Projected 2013</u>	<u>Projected 2014</u>	<u>Projected 2015</u>	<u>Projected 2016</u>	<u>Projected 2017</u>	<u>Projected 2018</u>
FUND BALANCE - Beginning of Year	1,328,578.65	1,673,587.11	1,700,019.84	1,829,366.80	2,237,525.92	1,857,524.18	510,387.04	411,042.85	303,208.49	193,756.62
REVENUES:										
Special Assessments (P&I)	454,468.21	497,225.83	554,388.16	365,935.38	200,000.00	50,000.00	25,000.00	25,000.00	25,000.00	25,000.00
Transfers from Other Funds:										
Business Subsidys from TIF 10 eligible				870,128.30						
General Fund - 10% transfer	0.00	603,000.00	30,750.16	71,706.00						
Non-TIF Interest Transfer			220,948.00							
Wiser Choice Liquor-Rent & Taxes					42,254.00	50,000.00	8,000.00			
TIF 10 Reimbursemtb Interfund Loan										
Close Project Funds				44,676.06						
Prn/Int-Park & Ride	12,272.00	11,465.64	11,336.00	10,868.00						
Interest Earnings	67,780.78	62,964.65	41,947.37	34,495.79	22,375.26	27,862.86	7,655.81	6,165.64	4,548.13	2,906.35
Miscellaneous/anoka cty share access mgmt		530.00								
Total Revenues	<u>534,520.99</u>	<u>1,175,186.12</u>	<u>859,369.69</u>	<u>1,397,809.53</u>	<u>264,629.26</u>	<u>127,862.86</u>	<u>40,655.81</u>	<u>31,165.64</u>	<u>29,548.13</u>	<u>27,906.35</u>
EXPENDITURES:										
150th Avenue Sidewalk		51,704	3,000							
2012 Budget-Muni Center Debt				603,000						
151/152nd Assessment		211,686	72,351							
Ute Stret Assess		31,168	7,223							
Phone Survey Road Maint/Decision Resources & Himle Rapp			37,474							
Dysprosium Assess			104,054							
Chameleon Street Assess			120,441							
Transmission Lines buried (internal Loan Res TIF 14- 4% interest 3-8-11			130,199							
Add'l 2010 Street Maint program			17,262							
Bury & Carlson Conduit Pile					146,131					
Tinklenburg Hwy 10 Funding					42,000					
Azurite Septic Repair Assessed		5,174								
Alpine Drive Railroad Crossing					98,000					
River Pines Lift Station Street Connection										55,000
Reconstruct Riverdale to Tungsten St						1,350,000				
IF used ShortTerm funding for budget for street maint					219,500					
Alpine /Roanoake Assess			11,087							
Property Taxes Wiser Choice						11,000	1,000			
Single Road Access Areas							25,000	25,000	25,000	25,000
Foster ROW Purchase		380,312								
Anoka Cnty S.A. Expenses	6,464	6,865	5,601	5,801	14,000	14,000	14,000	14,000	14,000	14,000
Transfers to Other Funds:										
S/A To proj/bond funds 2012 Gen Fund Budget Transfer				244,500	25,000					
Closed Project Funds			15,895							
General - Street Maint Prog	183,048	461,845	205,435	136,349	100,000	100,000	100,000	100,000	100,000	100,000
Total Expenditures	<u>189,513</u>	<u>1,148,753</u>	<u>730,023</u>	<u>989,650</u>	<u>644,631</u>	<u>1,475,000</u>	<u>140,000</u>	<u>139,000</u>	<u>139,000</u>	<u>194,000</u>
INCREASE (DECREASE) IN CASH	345,008.46	26,432.73	129,346.96	408,159.12	(380,001.74)	(1,347,137.14)	(99,344.19)	(107,834.36)	(109,451.87)	(166,093.65)
FUND BALANCE - End of Year	<u>1,673,587.11</u>	<u>1,700,019.84</u>	<u>1,829,366.80</u>	<u>2,237,525.92</u>	<u>1,857,524.18</u>	<u>510,387.04</u>	<u>411,042.85</u>	<u>303,208.49</u>	<u>193,756.62</u>	<u>27,662.97</u>
		1,097,019.84	1,226,366.80							
	1,652,447.00	1,700,019.84	\$603,000 encumbered from Fund Balance							

Sewer Utility Fund - Working Capital

	Act	Actual 2009	Actual 2010	Actual 2011	Actual 2012	Projected 2013	Projected 2014	Projected 2015	Projected 2016	Projected 2017	Projected 2018
Beginning Balance		6,578,086	4,970,678	4,862,722	5,534,360	6,594,163	7,289,230	7,707,857	8,386,311	9,020,302	8,462,803
Utility Revenue											
From Utility Billings(sewer study)		1,200,891	1,261,609	1,236,771	1,324,342	1,289,693	1,321,935	1,354,983	1,514,343	1,514,343	1,514,343
Internal Loan to offset Muni Center Debt beginning year 2010-21			30,243	61,853	43,307	61,853	61,853	61,853	61,853	61,853	61,853
Internal loan to offset RTC land Purchase - 10 Year @ 2% (When land proceeds received)					37,442	-	-	-	-	-	-
Interest Earnings		206,288	244,914	138,022	96,996	65,942	109,338	115,618	125,795	135,305	-
SAC(3421 acct)		9,200	7,760	5,000	1,650	4,000	3,000	3,000	3,000	3,000	3,000
Connection Charges-Trunk (3431 acct)3% ann		4,862	36,206	-	299,021	73,580	25,000	25,000	25,000	25,000	25,000
Operating Expense (Personal Services, Supplies, Other Services & Charges)		(656,533)	(688,688)	(764,110)	(742,955)	(800,000)	(840,000)	(882,000)	(926,000)	(972,000)	(1,020,000)
CIP Projects-Sewer Utilities											
Utility Truck										(25,000)	
Sewer Jet Vac Truck		(4,717)									
Abandon Wildlife Sanctuary Lift Station Pump				(5,898)							(352,000)
Abandon Liftstation River Pines											(45,000)
167th Avenue Extension											
Internal loan RTC land Purchase - 10 Year @ 2		(2,334,394)									
Elmcrest Park											
NW S&W Ext		(33,005)									
PW Land/Building											
Sewer ext for NE Area (20 year at 4.5%)										(1,300,000)	
Sewer Ext Armstrong to Traprock							(202,500)				
Fire Station #1 Sanitary Sewer							(20,000)				
Lift Station #1 Replace Cabinet							(40,000)				
Internal Loan to offset Muni Center Debt beginning year 2010-21			(1,000,000)								
Brookfield-Oversizing san sewer											
Septic Discharge System											
Water Treatment Plant Extend Sewer											
West Mississippi Park Sewer									(170,000)		
Remaining Balance		4,970,678	4,862,722	5,534,360	6,594,163	7,289,230	7,707,857	8,386,311	9,020,302	8,462,803	8,649,999

*** This fund is created to offset the repairs of lines. The city currently has almost \$22,000,000 of sewer lines (per 2012 audit) which includes over \$5M of accumulated depreciation

Stormwater Management Fund #292

	<u>Actual 2009</u>	<u>Actual 2010</u>	<u>Actual 2011</u>	<u>Actual 2012</u>	<u>Projected 2013</u>	<u>Projected 2014</u>	<u>Projected 2015</u>	<u>Projected 2016</u>	<u>Projected 2017</u>	<u>Projected 2018</u>
Beginning Balance	967,741	398,378	331,455	346,887	456,111	488,436	505,912	523,651	211,656	224,981
Developer's Contributions	-	24,473	7,732	102,905	27,489	10,000	10,000	10,000	10,000	10,000
Interest Earnings	27,494	15,142	7,700	6,318	4,836	7,477	7,739	8,005	3,325	3,525
CIP Projects-Park Projects Wetland Credits		(50,610)								
Whispering Pines Est Plat 2 Storm Sunfish Lake Blvd Storm	(200,000)							(330,000)		
Outfall to Mississippi Sunwood Drive	(396,857)	(55,928)								
NE/NW Sewer Extension										
Remaining Balance	<u>398,378</u>	<u>331,455</u>	<u>346,887</u>	<u>456,111</u>	<u>488,436</u>	<u>505,912</u>	<u>523,651</u>	<u>211,656</u>	<u>224,981</u>	<u>238,505</u>

Storm Water Utility Fund #605

	Act	Actual 2009	Actual 2010	Actual 2011	Actual 2012	Projected 2013	Projected 2014	Projected 2015	Projected 2016	Projected 2017	Projected 2018
Working Capital											
Beginning Balance		615,570	755,066	938,086	805,183	791,418	993,732	920,523	1,161,010	371,589	197,584
Utility Revenue		578,666	617,366	617,579	646,152	659,400	675,885	709,679	745,163	782,421	821,542
From Utility Billings											
Interest Earnings		26,732.19	35,398.00	24,701.00	13,492.03	7,914.18	14,905.98	13,807.85	17,415.16	5,573.83	2,963.76
Operating Expense											
(Personal Services, Supplies, Other											
Services & Charges)		(168,611)	(173,669)	(194,783)	(300,354)	(290,000)	(299,000)	(308,000)	(317,000)	(327,000)	(337,000)
CIP Projects-Stormwater Utility											
County 43 Ditch Cleaning									(150,000)		
Street Sweeper										(180,000)	(180,000)
Annual Drainage Enhancement						(75,000)	(75,000)	(75,000)	(75,000)	(75,000)	(75,000)
The Draw Stormwater Grates							(10,000)				
River Storm Water Discharge Treatment						(75,000)	(75,000)	(75,000)	(75,000)	(75,000)	(75,000)
North Commons Park											
Storm Sewer Ext from Bunker to Lake Ramsey							(250,000)				
Rum River Hills Storm					(95,833)						
PW Land/Building										(250,000)	
West Mississippi Outlet											
RTC Bunker Lake Blvd (Armstrong to Ramsey Blvd)									(560,000)		
Whispering Pines Est Plat 2 Storm											
Storm Water Projects		(297,291)	(296,075)	(580,400)	(277,222)	(25,000)	(25,000)	(25,000)	(25,000)	(25,000)	(25,000)
Storwater Drainage Impr (see project list)							(30,000)		(350,000)	(30,000)	(30,000)
Remaining Balance		755,066	938,086	805,183	791,418	993,732	920,523	1,161,010	371,589	197,584	300,090 ***

*** This fund is created to offset the repairs of storm drains. The city currently has over \$11,000,000 of sewer lines (per 2012 audit which includes \$1.8M of accum depr.

Street Light Utility Fund #603 - Working Capital

	Act	Actual 2009	Actual 2010	Actual 2011	Actual 2012	Projected 2013	Projected 2014	Projected 2015	Projected 2016	Projected 2017	Projected 2018
Beginning Balance		1,091,042	1,107,885	1,167,489	1,204,373	1,228,198	1,248,480	1,266,207	1,275,200	1,275,328	1,265,458
Utility Revenue From Utility Billings		172,897	179,272	178,850	178,365	175,000	175,000	175,000	175,000	175,000	175,000
Contributions from Developers											
Interest Earnings		40,288.00	41,462.00	27,326.00	19,641.10	12,281.98	18,727.20	18,993.10	19,128.00	19,129.92	18,981.87
Operating Expense (Personal Services, Supplies, Other Services & Charges)		(118,026)	(140,032)	(144,930)	(147,533)	(152,000)	(160,000)	(168,000)	(176,000)	(185,000)	(194,000)
CIP Projects-Street Light Utility											
Priority/Developer Street Lights	\$	(78,316)	\$ (21,098)	\$ (24,362)	\$ (26,648)	\$ (15,000)	\$ (16,000)	\$ (17,000)	\$ (18,000)	\$ (19,000)	\$ (20,000)
Remaining Balance		<u>1,107,885</u>	<u>1,167,489</u>	<u>1,204,373</u>	<u>1,228,198</u>	<u>1,248,480</u>	<u>1,266,207</u>	<u>1,275,200</u>	<u>1,275,328</u>	<u>1,265,458</u>	<u>1,245,440</u> ***

*** This fund is created to offset the repairs of lines. The city currently has almost \$22,000,000 of sewer lines (per 2012 audit) which includes \$347,000 of accum depr

	Actual 2009	Actual 2010	Actual 2011	Actual 2012	Projected 2013	Projected 2014	Projected 2015	Projected 2016	Projected 2017	2018											
Capital Expenses-Equipment																					
CIP Projects																					
PW Land/Building																					
PW Land/Building-Internal Loan 2009-2029 @2%																					
Internal Loan to offset Muni Center Debt beginning year 2009-2029 2%	\$	(1,000,000)																			
Internal Loan for RTC Land Purchase-10 Year @ 2% When Land Solc	\$	(2,334,394)																			
Internal Loan to offset Muni Center Debt beginning year 2011-2030 @2%			\$	(1,000,000)																	
1-Ton Truck with Boom						\$	(49,000)														
Utility Truck						\$	(33,877)		\$	(25,000)											
A. Water Supply & Treatment Improvements																					
1 Renovate Pump House #2																					
2 Renovate Pump House #3																					
Well house I Improvements																					
3 Well #1 Rehabilitation																					
4 Well #7 & 8																					
\$	(69,373)			\$	(58,000)	\$	(30,000)	\$	(32,000)	\$	(35,000)	\$	(38,000)								
6 Bonding & Study for Water Treatment Facility (20 yrs @5.0%-\$18.4M)																					
7 Site Acquisition for Water Treatment Plant																					
8 Water Meter Replacement																					
\$	(209,999)	\$	(210,571)	\$	(109,665)		\$	(1,000,000)		\$	(1,457,182)	\$	(1,457,182)								
Pump House #1 Building Repairs																					
B. Water Storage Improvements																					
1 1.5 MG Ground Storage Reservoir																					
2 2.00 MG Elevated Storage Reservoir (Elmcrest Park)																					
\$	(2,176,853)	\$	(1,213,501)						\$	(2,000,000)											
\$	(768,513)								\$	(1,300,000)											
Refurbish Water Tower #1																					
Refurbish Water Tower #2																					
C. Distribution System Improvements																					
2 Alpine Park to Regency Pond																					
\$	(314,533)																				
5 NE & NW S&W Ext																					
8 Alpine Drive-CSAH 5 to Germanium St Watermain																					
Magnesium St Watermain Looping																					
Fire Station #1 Extension of Water																					
9 Oak Park Terrace																					
12 River Pines Lift Station Water Connection																					
17 General Infrastructure Needs																					
D. Distribution System Maintenance Improvements																					
Watermain Looping Bunker Lake Blvd																					
Watermain Looping Sunfish Lake Blvd																					
Sunfish Lake Blvd/Alpine Drive Intersection Sign																					
Watermain Sunwood Drive Realignment																					
6 Watermain Looping Ramsey Blvd Armstrong Blvd																					
\$	(6,873,666)	\$	(1,424,072)	\$	(1,172,660)	\$	-	\$	(405,540)	\$	(521,000)	\$	(671,000)	\$	(1,032,000)	\$	(735,000)	\$	(4,815,182)	\$	(1,707,182)
Subtotal - Capital Expenses																					
Operational Expenses																					
Operating Expense-Distribution and Administration																					
\$	(603,685)	\$	(792,870)	\$	(785,299)	\$	(700,562)	\$	(950,631)	\$	(979,150)	\$	(1,008,525)	\$	(1,038,780)	\$	(1,069,944)	\$	(1,102,042)		
Operating Expense-Treatment																					
					\$	-	\$	-	\$	-	\$	-	\$	(651,799)	\$	(671,353)					
Subtotal-Operating Expense																					
\$	(603,685)	\$	(792,870)	\$	(785,299)	\$	(700,562)	\$	(950,631)	\$	(979,150)	\$	(1,008,525)	\$	(1,038,780)	\$	(1,069,944)	\$	(1,102,042)		
Total Annual Expenses																					
\$	(7,477,351)	\$	(2,216,942)	\$	(1,957,959)	\$	(700,562)	\$	(1,356,171)	\$	(1,650,150)	\$	(2,040,525)	\$	(1,773,780)	\$	(6,536,925)	\$	(3,480,577)		
Water System Revenue																					
Impact Study 10/05 reduced by 200-300 units per year to be conservative)																					
	895	784	900	502	394	369	301	160	160	160											
Water Sales (gallons/year)	923,993,850	973,353,713	975,000,000	975,000,000	975,000,000	975,000,000	975,000,000	1,269,000	1,269,000	1,269,000											
Water rates (\$/1000 gal)(5% annual increase)	\$	2.05	\$	2.16	\$	2.27	\$	2.38	\$	2.48	\$	2.53	\$	2.58	\$	2.63	\$	2.68	\$	2.71	
Water Availability Charge (WAC) (\$/connection)(\$	1,557	\$	1,627	\$	1,701	\$	1,640	\$	1,148	\$	1,177	\$	1,206	\$	1,236	\$	1,267	\$	1,299	
Connection/Trunk Charge (\$/connection)(4.5% after year 2005)	\$	2,113	\$	2,209	\$	2,308	\$	2,226	\$	1,558	\$	1,597	\$	1,637	\$	1,678	\$	1,720	\$	1,763	
Water Rate Revenue(Water Sales/1000 x Water Rates) + water meters	\$	1,693,581	\$	1,633,461	\$	1,820,130	\$	2,066,436	\$	1,800,000	\$	1,845,000	\$	1,891,125	\$	1,939,916	\$	1,985,339	\$	2,044,899	
WAC Revenue(Service Connections x Wac Charge)	\$	77,850	\$	165,406	\$	83,349	\$	490,360	\$	225,000	\$	200,000	\$	200,000	\$	197,803	\$	202,748	\$	207,817	
Trunk Charge Revenue (Service Connections when platted x Connection Charge)	\$	10,600	\$	79,711	\$	-	\$	523,999	\$	130,329	\$	224,440	\$	177,115	\$	177,935	\$	178,775	\$	224,440	
Interest Earnings	\$	459,839	\$	306,955	\$	267,790	\$	157,107	\$	165,219	\$	181,505	\$	192,450	\$	198,408	\$	209,167	\$	149,409	
Total System Revenue	\$	2,241,870	\$	2,185,533	\$	2,171,269	\$	3,237,902	\$	2,320,548	\$	2,450,945	\$	2,460,690	\$	2,514,062	\$	2,576,029	\$	2,626,565	
Trunk Charges returned for John Peterson's Agreement																					
				\$	-		\$	(192,500)	\$	(144,375)	\$	(144,375)	\$	(144,375)	\$	(144,375)	\$	(144,375)	\$	(144,375)	
Internal Loan to offset Muni Center Debt beginning year 2009-2029 2% Paid off in 2011																					
\$	80,243	\$	80,243	\$	956,762																
PW Land/Building-Internal Loan 2009-2029 @2%																					
\$	59,527	\$	59,527	\$	43,093	\$	31,637	\$	59,527	\$	59,527	\$	59,527	\$	59,527	\$	59,527	\$	59,527	\$	59,527
Internal Loan to offset Muni Center Debt beginning year 2011-2030 @2%																					
			\$	61,853	\$	61,853	\$	61,853	\$	61,853	\$	61,853	\$	61,853	\$	61,853	\$	61,853	\$	61,853	
Internal Loan for RTC Land Purchase-10 Year @ 2% When Land Solc																					
			\$	37,442	\$	-	\$	-	\$	-	\$	-	\$	-	\$	-	\$	-	\$	259,880	
Water Working Capital Balance																					
Total Annual Expenses	\$	(7,477,351)	\$	(2,216,942)	\$	(1,957,959)	\$	(700,562)	\$	(1,356,171)	\$	(1,650,150)	\$	(2,040,525)	\$	(1,773,780)	\$	(6,536,925)	\$	(3,480,577)	
Total System Revenue	\$	2,381,640	\$	2,325,303	\$	3,232,977	\$	3,368,834	\$	2,441,928	\$	2,379,825	\$	2,437,695	\$	2,491,067	\$	2,553,034	\$	2,863,450	
Net Income(Loss)	\$	(5,095,711)	\$	(108,361)	\$	1,275,018	\$	2,668,272	\$	1,085,757	\$	729,675	\$	397,171	\$	717,287	\$	(3,983,890)	\$	(617,127)	
Beginning Water Working Capital Balance	\$	12,058,651	\$	6,962,941	\$	7,071,302	\$	8,346,320	\$	11,014,592	\$	12,100,348	\$	12,830,023	\$	13,227,194	\$	13,944,481	\$	9,960,590	
Ending Water Working Capital Balance	\$	6,962,941	\$	7,071,302	\$	8,346,320	\$	11,014,592	\$	12,100,348	\$	12,830,023	\$	13,227,194	\$	13,944,481	\$	9,960,590	\$	9,343,463	

*** This fund is created to offset the repairs of lines. The city currently has over \$24,000,000 of sewer lines (per 2012 audit which includes \$6.5M of accum depr

TIF Projections District #2 - Gateway

(2013)	Tif Plan budget amended 12-11				Tif Plan Budget Amended 11-13		
	Actual 2009	Actual 2010	Actual 2011	Actual 2012	Projected 2013	Projected 2014>	
Revenues							
TIF Increments on agreements	\$ 1,713,092	\$ 1,778,780	\$ 1,823,891	\$ 1,713,507	\$ 1,561,000	\$ -	21308518
Internal Loan From Landfill Trust for RAIL ROW							0
Transfer of Int earnings prior to 1997 to HRA			(41,387)				-41387
Easement funds for Business Park 95					10,454		0
Transfer in for F&C Transfer done in previous years-set up as DUE to FROM				217,422			217422.03
Interest Earnings(2000 neg int adj for borrowing)	80,303.68	122,918.08	111,750.72	68,211.43	52,957.96	54,984	422220.19
Total Revenue	<u>\$1,793,395</u>	<u>\$1,901,698</u>	<u>\$1,894,255</u>	<u>\$1,999,140</u>	<u>\$1,624,412</u>	<u>\$54,984</u>	<u>23059729</u>
Expenses							
Sauter Land Purchase Bond Int (Fund 329 \$1,680,000 Bond-18% of bond)	(7,152)	(3,993)	(608)				
Interest Correction from 2003							
Sauter Land Purchase Bond Prin (Fund 329 \$1,680,000 Bond-18% of bond)	(48,600)	(51,300)	(9,000)				
Parabody Pay-Go(site impr)	(20,264)	(20,264)	(20,264)	(20,264)	(20,264)		-
*** Well #5-Bond Prin (Fund 328 \$1,695,000 bond)	(450,000)						
Well #5 Bond Int (Fund 328 \$1,695,000 Bond)	(12,038)						
Bond Interest (Fund 323/335 \$2,600,000 Bond)	(10,468)	(3,644)					
Bond Principal (Fund 323/335 \$2,600,000 Bond)	(265,000)	(265,000)					
Sharp Reimbursement-Sunfish Gateway	(46,875)	(46,875)	(46,875)				
Debt Service from TIF 8	(84,577)	(52,385)			(82,746)		-
F&C City Fees(Spending Plan)							
Sharp-Duncan Project							
Administrative Expenses	(35,133)	(13,960)	(18,438)	(22,511)	(40,000)		(5,000)
Total Expense	<u>(\$980,107)</u>	<u>(\$457,422)</u>	<u>(\$95,184)</u>	<u>(\$42,775)</u>	<u>(\$143,010)</u>		<u>(\$5,000)</u>
AVAILABLE REVENUES	\$813,288	\$1,444,276	\$1,799,071	\$1,956,365	\$1,481,402		\$49,984
CIP Project Costs:							
Bury Carlson Land							
Brown Property							
Command/National Growth-Minks Property	(25,000)	(25,000)	(25,000)				
141st Avenue Road Construction							
142nd Court Street Improvements (B&A Cyl)			(325,000)				
Internal Loan from TIF 14 for Admin Fees F&C project		(89,069)	(126,701)				-
Parking Ramp Costs				(66,363)	(15,000)		-
Sunwood Drive (Use of Excess Funding from Rail Stop See Below)				(500,000)			-
RAIL Stop (Did not need internal loan received tax funds prior to payment)				(2,700,436)	(1,289,564)		-
Internal Loan from Landfill TRUST-Principal for RAILSTOP ROW							
Internal Loan from Landfill TRUST-Interest 2% for RAILSTOP ROW							
Pond Reim-Tag Machine	(19,360)						
County Road #116 (#47 toDysprosium)			(450,000)				
Sunwood Drive Realignment				(500,000)			
County Road #116 (Dysprosium to County #57)	(58,225)				(41,775)		-
Total CIP Project Costs	<u>(102,584)</u>	<u>(114,069)</u>	<u>(926,701)</u>	<u>(3,766,799)</u>	<u>(1,346,339)</u>		<u>-</u>
***Projects complete or to be completed							
***Projects as placeholders only							
(Available Revenue less Total Project Costs)	<u>\$710,704</u>	<u>\$1,330,207</u>	<u>\$872,370</u>	<u>(\$1,810,434)</u>	<u>\$135,063</u>		<u>\$49,984</u>
Remaining TIF Balance/(Deficit)	\$3,138,388	\$4,468,595	\$5,340,965	\$3,530,531	\$3,665,594		\$3,715,578
Internal Loans - F&C & TIF 14 Admin Expe				\$ (2,782,605)	\$ (2,943,202)	\$2,943,202	eligible internal loan
Cash Balance not including delinquent tax rec				\$747,926	\$722,392		\$772,376

TIF Projections District #4-Front Street

Projected Revenue FOR TIF IV	Actual 2009	Actual 2010	Actual 2011	Actual 2012	Projected 2013	Decertifies Projected 2014
District I (2014) Balance	858,342	1,349,205	321,844	420,373	304,499	320,562
Revenues						
TIF Increments	535,185	483,351	443,706	387,854	305,000	400,000
Auction Proceeds-Oasis			2,029			
Transfer of Int earnings prior to 1997 to HRA			(52,367)			
Interest Earnings	36,234.24	24,187.28	9,105.95	6,136.60	4,567.48	4,808.43
Total Revenue	571,419	507,539	402,474	393,991	309,567	404,808
Less:						
GB Properties	(25,000)					
Riverview Community Bank (Premier Land Reim)	(30,573)	(30,573)	(30,573)			
Administrative Expenses	(24,982)	(31,847)	(11,726)	(13,841)	(15,000)	(15,000)
Total Expense	(80,555)	(62,420)	(42,299)	(13,841)	(15,000)	(15,000)
CIP Project Costs:						
Oasis Market		(1,078,195)	(11,645)			
US Bank Road Easement		(89,630)				
Zeolite						
Street Recon-Annual Road Improvements-Sunwood Drive		(304,655)	(250,000)	(275,000)	(275,000)	(394,000)
Riverdale Drive Ext Traprock-Armstrong						(275,000)
Alpine Drive Road Improvement (South of Alpine Drive in DD1)				(221,024)	(3,504)	
***Project Completed						
Total CIP Project Costs	-	(1,472,480)	(261,645)	(496,024)	(278,504)	(669,000)
Remaining TIF Balance	1,349,205	321,844	420,373	304,499	320,562	41,370
(Total Revenue less Total Project Costs						
Note: 100% of Prin & interest paid thru TIF						

TIF Projections District #8

Maken

Projected Revenue	Actual 2009	Actual 2010	Actual 2011	Actual 2012	Projected 2013	Projected 2014	Projected 2015	Projected 2016	Projected 2017
FOR TIF VIII									
District VIII (2028)									
Balance	6,713	8,912	8,233	1,916	90,789	92,751	4,143	228,306	455,830
DECERTIFY IN 2015 Debt over & positive Bal									
Revenues									
Land Proceeds-Lundeen									
Land Proceeds-W Properties									
Land Proceeds-Cullinan									
Relocation Fees									
Tax Increment	267,591	297,177	363,501	360,779	250,000	250,000	250,000	250,000	250,000
Transfer from TIF 2 to pay 20-40% bonded debt	84,577	52,385							
Interfund Loan from PIR									
Interest Earnings	1,147.96	2,021.51	1,584.71	882.25	1,361.83	1,391.27	62.14	3,424.59	6,837.46
Total Revenue	353,316	351,584	365,086	361,661	251,362	251,391	250,062	253,425	256,837
Less:									
Principal on 920,000 GOTI Bond (Fund 330 141st&143rd)			(220,000)	(200,000)	(200,000)	(300,000)			
Int on 920,000 GOTI Bond(fund 330-141st &143rd Ave)	(32,936)	(42,050)	(41,863)	(28,000)	(23,500)	(14,100)			
Principal on 1,680,000 GO Taxable(Fund 329 Maken Land bond -82%)	(221,400)	(233,700)	(41,000)						
Interest on 1,680,000 GO Taxable(Fund 329 Maken Land Bond -82%)	(42,238)	(18,192)	(2,768)						
S&W Trunk-Sauter & RJM									
Interfund Loan Prn									
Interfund Loan Int									
Clean up Cullinan Site	(17,454)								
W Properties (Land Reimbursement)	(15,899)	(15,899)	(15,899)	(15,900)	(15,899)	(15,900)	(15,899)	(15,900)	(15,899)
Lundeen Holdings (Phase II Reimbursement)		(40,000)	(45,000)	(17,337)					
Administrative Expenses	(21,190)	(2,423)	(4,873)	(11,552)	(10,000)	(10,000)	(10,000)	(10,000)	(10,000)
Total Expense	(351,117)	(352,263)	(371,402)	(272,789)	(249,399)	(340,000)	(25,899)	(25,900)	(25,899)
CIP Project Costs:									
Total CIP Project Costs	-	-	-	-	-	-	-	-	-
Remaining TIF Balance	8,912	8,233	1,916	90,789	92,751	4,143	228,306	455,830	686,769
(Total Revenue less Total Project Costs)									

Note: Will need to pool increment from TIF 2 to pay off bonds

TIF Projections District #8

Maken

Projected Revenue	Projected 2018	Projected 2019	Projected 2020	Projected 2021	Projected 2022	Projected 2023	Projected 2024	Projected 2025	Projected 2026	Projected 2027	Projected 2028
FOR TIF VIII											
District VIII (2028)											
Balance	686,769	921,170	110,756	336,517	565,666	814,151	1,066,363	1,322,358	1,582,194	1,845,927	2,113,616
DECERTIFY IN 2015 Debt over & positive Bal											
Revenues											
Land Proceeds-Lundeen											
Land Proceeds-W Properties											
Land Proceeds-Cullinan											
Relocation Fees											
Tax Increment	250,000	250,000	250,000	250,000	250,000	250,000	250,000	250,000	250,000	250,000	250,000
Transfer from TIF 2 to pay 20-40% bonded debt											
Interfund Loan from PIR											
Interest Earnings	10,301.53	13,817.56	1,661.33	5,047.75	8,484.98	12,212.26	15,995.44	19,835.38	23,732.91	27,688.90	31,704.23
Total Revenue	260,302	263,818	251,661	255,048	258,485	262,212	265,995	269,835	273,733	277,689	281,704
Less:											
Principal on 920,000 GOTI Bond (Fund 330 141st&143rd)											
Int on 920,000 GOTI Bond(fund 330-141st &143rd Ave)											
Principal on 1,680,000 GO Taxable(Fund 329 Maken Land bond -82%)											
Interest on 1,680,000 GO Taxable(Fund 329 Maken Land Bond -82%)											
S&W Trunk-Sauter & RJM											
Interfund Loan Prn		(500,000)									
Interfund Loan Int		(548,333)									
Clean up Cullinan Site											
W Properties (Land Reimbursement)	(15,900)	(15,899)	(15,900)	(15,899)							
Lundeen Holdings (Phase II Reimbursement)											
Administrative Expenses	(10,000)	(10,000)	(10,000)	(10,000)	(10,000)	(10,000)	(10,000)	(10,000)	(10,000)	(10,000)	(22,103)
Total Expense	(25,900)	(1,074,232)	(25,900)	(25,899)	(10,000)	(10,000)	(10,000)	(10,000)	(10,000)	(10,000)	(22,103)
CIP Project Costs:											
Total CIP Project Costs	-	-	-	-	-	-	-	-	-	-	-
Remaining TIF Balance	921,170	110,756	336,517	565,666	814,151	1,066,363	1,322,358	1,582,194	1,845,927	2,113,616	2,373,217
(Total Revenue less Total Project Costs)											

Note: Will need to pool increment from TIF 2 to pay off bonds

ACCAP

Projected Revenue FOR TIF IX	Projected 2017	Projected 2018	Projected 2019	Projected 2020	Projected 2021	Projected 2022	Projected 2023
District IIX (2029) Balance	(16,173)	(16,295)	(16,417)	(16,540)	(16,664)	(16,789)	(16,915)
Revenues							
Tax Increment	23,000	23,000	23,000	23,000	23,000	23,000	23,000
Interfund Loan-PIR							
Interest Earnings	(121.30)	(122.21)	(123.13)	(124.05)	(124.98)	(125.92)	(126.86)
Total Revenue	22,879	22,878	22,877	22,876	22,875	22,874	22,873
Administrative Expenses	(2,300)	(2,300)	(2,300)	(2,300)	(2,300)	(2,300)	(2,300)
Site Improvements(2004-2	(20,700)	(20,700)	(20,700)	(20,700)	(20,700)	(20,700)	(20,700)
Total Expense	(23,000)	(23,000)	(23,000)	(23,000)	(23,000)	(23,000)	(23,000)
Remaining TIF Balance	(16,295)	(16,417)	(16,540)	(16,664)	(16,789)	(16,915)	(17,042)
(Total Revenue less Total Project Costs)							

Projected Revenue FOR TIF IX	Projected 2024	Projected 2025	Projected 2026	Projected 2027	Projected 2028	Projected 2029
District IIX (2029) Balance	(17,042)	3,530	24,257	45,139	66,177	87,374
Revenues						
Tax Increment Interfund Loan-PIR	23,000	23,000	23,000	23,000	23,000	23,000
Interest Earnings	(127.81)	26.48	181.93	338.54	496.33	655.30
Total Revenue	22,872	23,026	23,182	23,339	23,496	23,655
Administrative Expenses	(2,300)	(2,300)	(2,300)	(2,300)	(2,300)	(2,300)
Site Improvements(2004-2023)						
Total Expense	(2,300)	(2,300)	(2,300)	(2,300)	(2,300)	(2,300)
Remaining TIF Balance	3,530	24,257	45,139	66,177	87,374	108,729
(Total Revenue less Total Project Costs)						

TIF Projections District #10
Sunfish Commons

	Actual 2009	Actual 2010	Actual 2011	Actual Decertifies Projected 2012	2013
Projected Revenue					
FOR TIF X					
District X (2012)					
Balance	521,185	719,029	927,756	304,120	3,257
Revenues					
Tax Increment	106,510	182,015	179,171	186,531	-
Adjust off Land Proceeds deposited in TIF 10 but used TIF 1 funds to purchase			(787,803)		-
Transfer back part of proceeds of the \$787,803 per state Auditor Findings				377,936	-
Interest From Land Proceeds Directly Above transferred to TIF 1 who bought land originally			(24,713)		
Diamond Graphics					
QDP/JBT Alliance Land	74,909				
Interest Earnings	21,503.46	28,082.40	12,454.45	6,093.93	-
Total Revenue	202,923	210,098	(620,890)	570,561	-
Expenses					
Administrative Expenses	(1,088)	(1,370)	(2,746)	(1,296)	(1,000)
Transfer to PIR fund for Subsidies on Dev Agreement				(870,128)	-
Road Construction-Waltec	(3,990)				
Land Acquisition	-	-			
Total Expense	(5,078)	(1,370)	(2,746)	(871,424)	(1,000)
Remaining TIF Balance	719,029	927,756	304,120	3,257	2,257
(Total Revenue less Total Project Costs)					

TIF Projections District #14-COR

Projected Revenue	Actual	Actual	Projected	Projected	Projected	Projected	Projected	Projected
FOR TIF IV	2011	2012	2013	2014	2015	2016	2017	2018
District I								
Balance	-	(33,151)	(2,781,867)	(2,903,544)	(2,947,097)	(3,391,304)	(3,442,173)	(3,493,806)
Revenues								
TIF Increments			-	-	-	-	-	-
Bond Proceeds F&C Bond	-	6,825,738						
Interfund Loan - TIF #2								
Interest Earnings	-		(41,728)	(43,553)	(44,206)	(50,870)	(51,633)	(52,407)
Total Revenue	-	6,825,738	(41,728)	(43,553)	(44,206)	(50,870)	(51,633)	(52,407)
Expenditures								
City Fees F&C Interfund Loan Dec 2010	-	(2,443,202)						
Admin Expenses \$500,000 Interfund Loan Dec 2010	(33,151)	(306,252)	(50,000)					
F&C Draws from Bond	-	(6,825,000)						
Interest on Interfund Loan Est - 4%(2011-2013)			(29,949)					
Total Expenditures	(33,151)	(9,574,454)	(79,949)	-	-	-	-	-
CIP Project Costs:								
RTC Bunker (Armstrong to Bunker Lake Blvd)						(3,500,000)		
Zeolite Street					(400,000)			
Total CIP Project Costs	0	0	-	-	(400,000)	-	-	-
Remaining TIF Balance	<u>(33,151)</u>	<u>(2,781,867)</u>	<u>(2,903,544)</u>	<u>(2,947,097)</u>	<u>(3,391,304)</u>	<u>(3,442,173)</u>	<u>(3,493,806)</u>	<u>(3,546,213)</u>