

## CITY OF RAMSEY

### **-ENTERPRISE FUNDS-**


**Funds: Water Utility, Sewer Utility, Street Light Utility, Recycling Utility, Storm Water Utility**

# ADOPTED BUDGET

**For Fiscal Year 2015**



**THIS PAGE INTENTIONALLY LEFT BLANK**



# **WATER FUND**

**THIS PAGE INTENTIONALLY LEFT BLANK**

City of Ramsey 2015 Adopted Water Utility Fund Budget

**WATER UTILITY FUND 601 - Budget Summary**

	2011 Actual	2012 Actual	2013 Actual	2014 Amended	2015 Adopted
<b>REVENUES</b>					
Water Sales	\$ 1,697,192	\$ 1,960,855	\$ 1,796,629	\$ 1,702,315	\$ 1,727,850
Water Penalties	39,987	46,396	38,799	33,511	34,013
Credit Card Fee	(356)	(5,018)	(5,337)	(6,155)	(7,000)
Meter Installation	4,340	9,100	23,800	9,660	10,000
Water Meters	13,582	21,629	48,858	25,141	25,000
Water Connections Fees	4,365	3,400	2,325	2,489	2,500
Investment Earnings	173,674	157,107	(213,783)	474,707	120,000
Miscellaneous-Includes int on muni center	156,391	115,056	104,477	77,274	59,527
<b>TOTAL REVENUES</b>	<b>\$ 2,089,174</b>	<b>\$ 2,308,525</b>	<b>\$ 1,795,768</b>	<b>\$ 2,318,942</b>	<b>\$ 1,971,890</b>
<b>EXPENSES</b>					
Personnel Services	\$ 287,427	\$ 268,212	\$ 278,702	\$ 301,812	\$ 288,331
Supplies	218,387	127,905	158,009	109,902	144,900
Other Services and Charges	242,301	220,290	232,665	185,032	220,800
Other Financing Uses:					
Depreciation	609,934	611,605	623,825	645,750	665,123
Transfer to Other Funds - Muni Debt	1,000,000				
Administrative Transfer	33,000	34,000	35,000	37,000	38,000
<b>TOTAL EXPENSES</b>	<b>\$ 2,391,049</b>	<b>\$ 1,262,012</b>	<b>\$ 1,328,201</b>	<b>\$ 1,279,496</b>	<b>\$ 1,357,154</b>
<b>RETAINED EARNINGS</b>					
Beginning Balance (Deficit)- 1/1	\$ 5,227,681	\$ 4,925,806	\$ 5,972,319	\$ 6,439,886	\$ 7,479,332
Operating Revenues	2,089,174	2,308,525	1,795,768	2,318,942	1,971,890
Operating EXPENSES	(2,391,049)	(1,262,012)	(1,328,201)	(1,279,496)	(1,357,154)
<b>Ending Balance (Deficit) - 12/31</b>	<b>\$ 4,925,806</b>	<b>\$ 5,972,319</b>	<b>\$ 6,439,886</b>	<b>\$ 7,479,332</b>	<b>\$ 8,094,068</b>

**City of Ramsey 2015 Adopted Water Utility Fund Budget**

**WATER UTILITY FUND 601 - Revenues By Source**

Account Number & Description	2011 Actual	2012 Actual	2013 Actual	2014 Amended	2015 Adopted
<b>WATER SALES</b>					
4652 Residential Water Sales	\$ 1,033,547	\$ 1,172,947	\$ 1,072,254	\$ 984,663	\$ 999,433
4653 Commercial Water Sales	663,645	787,908	724,375	717,652	\$ 728,417
4140 Credit Card Fees	(356)	(5,018)	(5,337)	(6,155)	(7,000)
4654 Residential Water Penalties	23,192	24,759	21,438	19,158	\$ 19,445
4654 Commercial Water Penalties	16,795	21,637	17,361	14,353	\$ 14,568
4655 Meter Installation	4,340	9,100	23,800	9,660	10,000
4656 Water meters	13,582	21,629	48,858	25,141	25,000
4657 Water Turn On/Off	4,365	3,400	2,325	2,489	2,500
<b>Total Water Sales</b>	<b>\$ 1,759,110</b>	<b>\$ 2,036,362</b>	<b>\$ 1,905,074</b>	<b>\$ 1,766,961</b>	<b>\$ 1,792,363</b>
<b>NON-OPERATING REVENUE</b>					
4701 Interest On Investments	173,674	157,107	(213,783)	474,707	120,000
4609 Miscellaneous Revenues	156,391	115,056	104,477	77,274	59,527
<b>Total Non-Operating Revenues</b>	<b>\$ 330,065</b>	<b>\$ 272,163</b>	<b>\$ (109,306)</b>	<b>\$ 551,981</b>	<b>\$ 179,527</b>
<b>TOTAL WATER UTILITY FUND</b>	<b>\$ 2,089,175</b>	<b>\$ 2,308,525</b>	<b>\$ 1,795,768</b>	<b>\$ 2,318,942</b>	<b>\$ 1,971,890</b>

**WATER UTILITY FUND 601 - Revenue Notes**

<b>4011 Current Ad-Valorem Taxes</b>	-	-	-	-	-
20-Year Installment Payment on Muni Center Loan					
<b>4609/4702 Miscellaneous Revenues</b>	156,391	115,056	104,477	77,274	59,527
20-Year Installment Payment on Muni Center Loan					
<b>4652 Residential Water Sales</b>	1,033,547	1,172,947	1,072,254	984,663	1,092,688
<b>4653 Commercial Water Sales</b>	663,645	787,908	724,375	717,652	728,417
<b>4654 Residential Water Penalties</b>	23,192	24,759	21,438	19,158	19,445
Approximately 2% of projected annual billings					
<b>4654 Commercial Water Penalties</b>	16,795	21,637	17,361	14,353	14,568

**City of Ramsey 2015 Adopted Water Utility Fund Budget**

WATER UTILITY FUND 601	2011 Actual	2012 Actual	2013 Actual	2014 Amended	2015 Adopted
<b>WATER UTILITY FUND 601 - Expense Summary</b>					
Personnel Services	\$ 287,427	\$ 268,212	\$ 278,702	\$ 301,812	\$ 288,331
Supplies	218,387	127,905	158,009	109,902	144,900
Other Services and Charges	242,301	220,290	232,665	185,032	220,800
Other Financing Uses:					
Depreciation	609,934	611,605	623,825	645,750	665,123
Administrative Transfer	1,033,000	34,000	35,000	37,000	38,000
<b>TOTAL EXPENSES</b>	<b>\$ 2,391,049</b>	<b>\$ 1,262,012</b>	<b>\$ 1,328,201</b>	<b>\$ 1,279,496</b>	<b>\$ 1,357,154</b>

City of Ramsey 2015 Adopted Water Utility Fund Budget

WATER UTILITY FUND 601	2011 Actual	2012 Actual	2013 Actual	2014 Amended	2015 Adopted
<b>WATER UTILITY FUND 601 - Expense Details</b>					
<b>PERSONNEL SERVICES</b>					
<b>Wages and Salaries -</b>					
6102 Full-Time Regular	\$ 198,402	\$ 187,641	\$ 196,662	\$ 211,802	\$ 193,994
6103 Full-Time Overtime	18,687	12,919	14,003	11,960	13,500
6105 Temporary Regular	11,978	10,052	11,742	6,759	12,480
6106 Temporary Overtime	27	-	-	-	-
<b>Total Wages and Salaries</b>	<b>\$ 229,094</b>	<b>\$ 210,612</b>	<b>\$ 222,407</b>	<b>\$ 230,521</b>	<b>\$ 219,974</b>
<b>Employer Contributions -</b>					
6121 PERA Contributions	\$ 15,575	\$ 14,518	\$ 15,141	\$ 16,534	\$ 14,550
6122 FICA/Medicare Contributions	16,994	15,915	16,980	18,441	15,940
6131 Group Insurance	19,571	20,348	17,461	29,371	31,045
6133 Workers' Comp - Premiums	6,193	6,819	6,713	6,945	6,822
<b>Total Employer Contributions</b>	<b>\$ 58,333</b>	<b>\$ 57,600</b>	<b>\$ 56,295</b>	<b>\$ 71,291</b>	<b>\$ 68,357</b>
<b>Total Personnel Services</b>	<b>\$ 287,427</b>	<b>\$ 268,212</b>	<b>\$ 278,702</b>	<b>\$ 301,812</b>	<b>\$ 288,331</b>
<b>SUPPLIES</b>					
<b>Office Supplies:</b>					
6208 Miscellaneous Office Supplies	\$ 368	\$ 51	\$ 530	\$ 249	\$ 600
<b>Total Office Supplies</b>	<b>\$ 368</b>	<b>\$ 51</b>	<b>\$ 530</b>	<b>\$ 249</b>	<b>\$ 600</b>
<b>Operating Supplies:</b>					
6223 Gasoline	\$ 4,111	\$ 3,162	\$ 3,671	\$ 3,878	\$ 4,500
6225 Diesel Fuel	6,086	7,416	4,475	5,031	5,500
6229 Shop Materials	346	123	297	106	500
6231 Uniforms & Turn-Out Gear	1,234	724	1,190	2,637	2,800
6249 Miscellaneous Operating Supplies	9,998	14,814	11,752	14,469	15,000
<b>Total Operating Supplies</b>	<b>\$ 21,775</b>	<b>\$ 26,239</b>	<b>\$ 21,385</b>	<b>\$ 26,121</b>	<b>\$ 28,300</b>
<b>Repair and Maintenance Supplies:</b>					
6257 Other Vehicle Parts	\$ 2,317	\$ 1,188	\$ 5,264	\$ 4,974	\$ 6,000
6273 Utility Maintenance Supplies	67,618	72,401	86,838	61,894	75,000
<b>Total Repair &amp; Maintenance Supplies</b>	<b>\$ 69,935</b>	<b>\$ 73,589</b>	<b>\$ 92,102</b>	<b>\$ 66,868</b>	<b>\$ 81,000</b>
<b>Small Tools and Minor Equipment:</b>					
6281 Small Tools/Minor Equipment	\$ 110,325	\$ 14,603	\$ 9,565	\$ 3,419	\$ 10,000
<b>Total Small Tools/Minor Equip</b>	<b>\$ 110,325</b>	<b>\$ 14,603</b>	<b>\$ 9,565</b>	<b>\$ 3,419</b>	<b>\$ 10,000</b>
<b>Merchandise For Resale:</b>					
6292 Water Meters for Resale	\$ 15,984	\$ 13,423	\$ 34,427	\$ 13,245	\$ 25,000
<b>Total Merchandise For Resale</b>	<b>\$ 15,984</b>	<b>\$ 13,423</b>	<b>\$ 34,427</b>	<b>\$ 13,245</b>	<b>\$ 25,000</b>
<b>TOTAL SUPPLIES</b>	<b>\$ 218,387</b>	<b>\$ 127,905</b>	<b>\$ 158,009</b>	<b>\$ 109,902</b>	<b>\$ 144,900</b>
<b>OTHER SERVICES AND CHARGES</b>					
<b>Professional Services</b>					
6315 Miscellaneous Professional Services	\$ 66,012	\$ 26,755	\$ 4,413	\$ 13,475	\$ 20,000
<b>Total Professional Services</b>	<b>\$ 66,012</b>	<b>\$ 26,755</b>	<b>\$ 4,413</b>	<b>\$ 13,475</b>	<b>\$ 20,000</b>
<b>Communication:</b>					
6322 Postage	\$ 1,335	\$ 1,024	\$ 897	\$ 883	\$ 1,000
6323 Cellular Phones	2,182	2,519	2,045	1,822	2,200
<b>Total Communication</b>	<b>\$ 3,517</b>	<b>\$ 3,543</b>	<b>\$ 2,942</b>	<b>\$ 2,705</b>	<b>\$ 3,200</b>
<b>Employee Reimbursements:</b>					
6335 Training	\$ 1,457	\$ 1,056	\$ 1,616	\$ 640	\$ 1,200
<b>Total Employee Reimbursements</b>	<b>\$ 1,457</b>	<b>\$ 1,056</b>	<b>\$ 1,616</b>	<b>\$ 640</b>	<b>\$ 1,200</b>
<b>Advertising and Publishing:</b>					
6352 General Notice and Public Information	\$ 559	\$ 154	\$ 56	\$ 474	\$ 700
<b>Total Advertising and Publishing</b>	<b>\$ 559</b>	<b>\$ 154</b>	<b>\$ 56</b>	<b>\$ 474</b>	<b>\$ 700</b>
<b>Insurance:</b>					
6361 General Liability/Property/Auto Insurance	\$ 22,693	\$ 19,259	\$ 20,826	\$ 24,080	\$ 28,800
<b>Total Insurance</b>	<b>\$ 22,693</b>	<b>\$ 19,259</b>	<b>\$ 20,826</b>	<b>\$ 24,080</b>	<b>\$ 28,800</b>
<b>Utilities:</b>					
6371 Electric Utilities	\$ 115,281	\$ 110,981	\$ 108,991	\$ 103,449	\$ 112,000
6372 Water/Irrigation	713	804	702	-	-
6373 Gas Utilities	3,814	2,148	3,390	4,585	5,500
6374 Refuse/Recycling	326	329	405	498	600
<b>Total Utilities</b>	<b>\$ 120,134</b>	<b>\$ 114,262</b>	<b>\$ 113,488</b>	<b>\$ 108,532</b>	<b>\$ 118,100</b>
<b>Repairs and Maintenance - Labor:</b>					
6381 Building and Structure Repair	\$ 284	\$ -	\$ 2,712	\$ 532	\$ 1,000

City of Ramsey 2015 Adopted Water Utility Fund Budget

WATER UTILITY FUND 601	2011 Actual	2012 Actual	2013 Actual	2014 Amended	2015 Adopted
6388 Other Vehicle Repair	-	-	400	-	-
<b>Total Repairs and Maintenance - Labor</b>	<b>\$ 284</b>	<b>\$ -</b>	<b>\$ 3,112</b>	<b>\$ 532</b>	<b>\$ 1,000</b>
<b>Rentals:</b>					
6415 Other Equipment	\$ -	\$ -	\$ -	\$ -	\$ -
<b>Total Rentals</b>	<b>\$ -</b>	<b>\$ -</b>	<b>\$ -</b>	<b>\$ -</b>	<b>\$ -</b>
<b>Miscellaneous:</b>					
6439 Other Miscellaneous	\$ 809	\$ 22,376	\$ 12,457	\$ 10,737	\$ 15,000
<b>Total Miscellaneous</b>	<b>\$ 809</b>	<b>\$ 22,376</b>	<b>\$ 12,457</b>	<b>\$ 10,737</b>	<b>\$ 15,000</b>
<b>Dues, Subscriptions and Registration Fees:</b>					
6451 Dues	\$ 700	\$ 1,089	\$ 23	\$ 225	\$ 800
<b>Total Dues, Subscriptions &amp; Reg Fees</b>	<b>\$ 700</b>	<b>\$ 1,089</b>	<b>\$ 23</b>	<b>\$ 225</b>	<b>\$ 800</b>
<b>Contracted Services:</b>					
6489 Other Contracted Services	\$ 26,136	\$ 31,796	\$ 73,732	\$ 23,632	\$ 32,000
<b>Total Contracted Services</b>	<b>\$ 26,136</b>	<b>\$ 31,796</b>	<b>\$ 73,732</b>	<b>\$ 23,632</b>	<b>\$ 32,000</b>
<b>Total Services and Charges</b>	<b>\$ 242,301</b>	<b>\$ 220,290</b>	<b>\$ 232,665</b>	<b>\$ 185,032</b>	<b>\$ 220,800</b>
<b>TOTAL OPERATING EXPENSES</b>	<b>\$ 748,115</b>	<b>\$ 616,407</b>	<b>\$ 669,376</b>	<b>\$ 596,746</b>	<b>\$ 654,031</b>
6722 Depreciation	609,934	623,308	623,825	645,750	665,123
6820 Administrative Transfers	1,033,000	34,000	35,000	37,000	38,000
<b>TOTAL EXPENSES</b>	<b>\$ 2,391,049</b>	<b>\$ 1,273,715</b>	<b>\$ 1,328,201</b>	<b>\$ 1,279,496</b>	<b>\$ 1,357,154</b>


**City of Ramsey 2015 Adopted Water Utility Fund Budget**

WATER UTILITY FUND 601	2011 Actual	2012 Actual	2013 Actual	2014 Amended	2015 Adopted
<b>WATER UTILITY FUND 601 - Expense Notes</b>					
<b>Personnel Complement:</b>					
Full-time equivalents for positions charging time to the Water Utility are reported in the General Fund					
<b>6223 Gasoline</b>					
Gasoline costs for vehicles	4,111	3,162	3,671	3,878	4,500
<b>6225 Diesel</b>					
Diesel Fuel costs for vehicles	6,086	7,416	4,475	5,031	5,500
<b>6229 Shop Materials</b>					
Paint, Valves, etc.	346	123	297	106	500
<b>6231 Uniforms and Turn Out Gear</b>					
Uniforms	1,234	724	1,190	2,637	2,800
<b>6249 Miscellaneous Operating Supplies</b>					
Water Line Locator	9,998	14,814	11,752	14,469	15,000
Meter wire, staples, electrical tape, etc.					
<b>6257 Other Vehicle Parts</b>					
Miscellaneous Vehicle Parts	2,317	1,188	5,264	4,974	6,000
<b>6273 Utility Maintenance Supplies</b>					
Chemicals					
Hydrant Flags					
Valve box tops for repairs					
Replacement chemical pump	67,618	72,401	86,838	61,894	75,000
Other Supplies (batteries, meter seals, tubing, couplings)					
<b>6281 Small Tools/Minor Equipment</b>					
Miscellaneous tools	110,325	14,603	9,565	3,419	10,000
5-Year Meter Replacement Program based on \$205,000 year + 5% inflationary cost					
<b>6292 Water Meters For Resale</b>					
water meters, horns purchased for resale	15,984	13,423	34,427	13,245	25,000
<b>6315 Miscellaneous Professional Services</b>					
Consulting Services on County Road Projects			-		
Comprehensive Water System Study		14,000			
Mapping updates, Well Tests, NE Water Ext	66,012	12,755	4,413	13,475	20,000
	66,012	26,755	4,413	13,475	20,000
<b>6322 Postage</b>					
Miscellaneous mailings, certifications, etc.	1,335	1,024	897	883	1,000
Drinking Water Mailing					
<b>6323 Cell Phones</b>					
Cell phone charges.	2,182	2,519	2,045	1,822	2,200
<b>6335 Training</b>					
	1,457	1,056	1,616	640	1,200
<b>6352 General Notices and Public Information</b>					
Water Rating Report	559	154	56	474	700
<b>6361 General Liability Property Auto Insurance</b>					
Share of applicable insurance coverage.	22,693	19,259	20,826	24,080	28,800
<b>6371 Electric Utilities</b>					
Pump-house 1 & 2					

**City of Ramsey 2015 Adopted Water Utility Fund Budget**

WATER UTILITY FUND 601	2011 Actual	2012 Actual	2013 Actual	2014 Amended	2015 Adopted
Water Tower 1&2 Wells #1-5 <i>1/4 cost related to PW building</i>	<u>115,281</u>	<u>110,981</u>	<u>108,991</u>	<u>103,449</u>	<u>112,000</u>
<b>6372 Water/Irrigation</b>	<u>713</u>	<u>804</u>	<u>702</u>	<u>-</u>	<u>-</u>
PW Municipal Sewer/Water Charges					
<b>6373 Gas Utilities</b>	<u>3,814</u>	<u>2,148</u>	<u>3,390</u>	<u>4,585</u>	<u>5,500</u>
PW Municipal Natural Gas Charges					
<b>6374 Refuse/Recycling</b>	<u>326</u>	<u>329</u>	<u>405</u>	<u>498</u>	<u>600</u>
PW Municipal Refuse/Recycling Charges					
<b>6381 Building and Structure Repair</b>	<u>284</u>	<u>-</u>	<u>2,712</u>	<u>532</u>	<u>1,000</u>
Miscellaneous repairs					
<b>6415 Other Equipment Repairs</b>	<u>-</u>	<u>-</u>	<u>-</u>	<u>-</u>	<u>-</u>
Miscellaneous repairs					
<b>6439 Other Miscellaneous</b>					
Water Appropriation Fee	<u>809</u>	<u>22,376</u>	<u>12,457</u>	<u>10,737</u>	<u>15,000</u>
License Tabs, Taxes, Etc.	<u>809</u>	<u>22,376</u>	<u>12,457</u>	<u>10,737</u>	<u>15,000</u>
<b>6451 Dues</b>					
Water Works Operators Dues	<u>700</u>	<u>1,089</u>	<u>23</u>	<u>225</u>	<u>800</u>
<b>6489 Other Contracted Services</b>					
Utility Billing Contract, water testing	<u>26,136</u>	<u>31,796</u>	<u>70,732</u>	<u>23,632</u>	<u>32,000</u>
<b>6722 Depreciation</b>					
Current Year Depreciation	479,281	507,613	507,613	507,613	607,137
Water Tower #2	29,100	29,100	29,100	29,100	29,100
Utility Truck Replace #629 (1/2 cost) 10 year life	1,750	1,750	1,750	-	-
Water Lines Installed by Developers & Tower #3	47,000	75,332	75,849	99,524	19,373
Line Locator	500	500	500	500	500
1-Ton Truck with Utility Box	4,700	4,700	4,700	4,700	4,700
4x4 3/4 ton truck (10 year life)	3,000	3,000	3,000	3,000	3,000
Back Hoe	<u>1,313</u>	<u>1,313</u>	<u>1,313</u>	<u>1,313</u>	<u>1,313</u>
	<u>566,644</u>	<u>623,308</u>	<u>623,825</u>	<u>645,750</u>	<u>665,123</u>
<b>6820 Administrative Transfers</b>					
Transfers to General Fund	33,000	34,000	35,000	37,000	38,000
Transfer for Muni Debt	<u>1,000,000</u>				
	<u>1,033,000</u>	<u>34,000</u>	<u>35,000</u>	<u>37,000</u>	<u>38,000</u>

**THIS PAGE INTENTIONALLY LEFT BLANK**



# **SEWER FUND**

**THIS PAGE INTENTIONALLY LEFT BLANK**

City of Ramsey 2015 Adopted Sewer Utility Fund Budget

**SEWER UTILITY FUND 602 - Budget Summary**

	2011 Actual	2012 Actual	2013 Actual	2014 Amended	2015 Adopted
<b>REVENUES</b>					
Sewer Charges	\$ 1,168,449	\$ 1,256,895	\$ 1,278,915	\$ 1,335,163	\$ 1,342,860
Credit Card Fees	132	(3,482)	(4,014)	(5,386)	(6,000)
Sewer Penalties	33,937	31,959	30,908	30,519	26,858
SAC - Permit Revenue	846	7,852	(2,777)	1,764	1,500
Investment Earnings	118,627	96,996	(127,281)	278,735	55,000
Miscellaneous-Int on Muni Loan	52,802	49,665	48,410	20,138	18,546
<b>TOTAL REVENUES</b>	<b>\$ 1,374,793</b>	<b>\$ 1,439,885</b>	<b>\$ 1,224,161</b>	<b>\$ 1,660,933</b>	<b>\$ 1,438,764</b>
<b>EXPENSES</b>					
Personnel Services	\$ 82,479	\$ 78,723	\$ 89,748	\$ 127,762	\$ 186,540
Supplies	18,292	8,713	11,916	21,207	20,200
Other Services and Charges	608,504	624,074	640,092	681,711	670,714
Other Financing Uses:					
Depreciation	440,045	441,250	440,880	467,250	481,270
Administrative Transfer	27,000	28,000	29,000	31,000	32,000
<b>TOTAL EXPENSES</b>	<b>\$ 1,176,320</b>	<b>\$ 1,180,760</b>	<b>\$ 1,211,636</b>	<b>\$ 1,328,930</b>	<b>\$ 1,390,724</b>
<b>RETAINED EARNINGS</b>					
Beginning Balance (Deficit) - 1/1	\$ 2,929,701	\$ 3,128,174	\$ 3,387,299	\$ 3,399,824	\$ 3,731,827
Operating Revenues	1,374,793	1,439,885	1,224,161	1,660,933	1,438,764
Operating EXPENSES	(1,176,320)	(1,180,760)	(1,211,636)	(1,328,930)	(1,390,724)
<b>Ending Balance (Deficit) - 12/31</b>	<b>\$ 3,128,174</b>	<b>\$ 3,387,299</b>	<b>\$ 3,399,824</b>	<b>\$ 3,731,827</b>	<b>\$ 3,779,867</b>

City of Ramsey 2015 Adopted Sewer Utility Fund Budget

**SEWER UTILITY FUND 602 - Revenues By Source**

Account Number & Description	2011 Actual	2012 Actual	2013 Actual	2014 Amended	2015 Adopted
<b>SEWER CHARGES</b>					
4356 SAC - Permit Revenue	\$ 846	\$ 7,852	\$ (2,777)	\$ 1,764	\$ 1,500
4661 Residential Sewer Charges	850,409	947,895	962,360	1,002,139	1,010,480
4662 Commercial Sewer Charges	318,040	309,000	316,555	333,024	332,380
4140 Credit Card Fees	132	(3,482)	(4,014)	(5,386)	(6,000)
4663 Residential Sewer Penalties	25,391	25,731	24,642	23,859	20,210
4663 Commercial Sewer Penalties	8,546	6,228	6,266	6,660	6,648
<b>Total Sewer Charges</b>	<b>\$ 1,203,364</b>	<b>\$ 1,293,224</b>	<b>\$ 1,303,032</b>	<b>\$ 1,362,060</b>	<b>\$ 1,365,218</b>
<b>NON-OPERATING REVENUES</b>					
4701 Interest On Investments	\$ 118,627	\$ 96,996	\$ (127,281)	\$ 278,735	\$ 55,000
4609 Miscellaneous Revenues	52,802	\$ 49,665	48,410	20,138	18,546
<b>Total Non-Operating Revenues</b>	<b>\$ 171,429</b>	<b>\$ 146,661</b>	<b>\$ (78,871)</b>	<b>\$ 298,873</b>	<b>\$ 73,546</b>
<b>TOTAL SEWER UTILITY FUND</b>	<b>\$ 1,374,793</b>	<b>\$ 1,439,885</b>	<b>\$ 1,224,161</b>	<b>\$ 1,660,933</b>	<b>\$ 1,438,764</b>

**SEWER UTILITY FUND 602 - Revenue Notes**

	2011 Actual	2012 Actual	2013 Actual	2014 Amended	2015 Adopted
<b>4356 SAC-Permit Revenue</b>					
1% of MWCC SAC Charges	846	7,852	(2,777)	1,764	1,500
<b>4609/4702 Miscellaneous Revenues</b>					
20-Year Install Payment on Muni Center Loan& SA Adj	52,802	49,665	48,410	20,138	18,546
<b>4661 Residential Sewer Charges</b>					
	850,409	947,895	962,360	1,002,139	1,010,480
<b>4662 Commercial Sewer Charges</b>					
	318,040	309,000	316,555	333,024	332,380
<b>4663 Residential Sewer Penalties</b>					
Approximately 2% of projected annual billings	25,391	25,731	24,642	23,859	20,210
<b>4663 Commercial Sewer Penalties</b>					
Approximately 2% of projected annual billings	8,546	6,228	6,266	6,660	6,648

**City of Ramsey 2015 Adopted Sewer Utility Fund Budget**

SEWER UTILITY FUND 602	2011 Actual	2012 Actual	2013 Actual	2014 Amended	2015 Adopted
<b>SEWER UTILITY FUND 602 - Expense Summary</b>					
Personnel Services	\$ 82,479	\$ 78,723	\$ 89,748	\$ 127,762	\$ 160,501
Supplies	18,292	8,713	11,916	21,207	20,200
Other Services and Charges	608,504	624,074	640,092	681,711	680,000
Other Financing Uses:					
Depreciation	440,045	441,250	440,880	467,250	467,250
Administrative Transfer	27,000	28,000	29,000	31,000	32,000
<b>TOTAL EXPENSES</b>	<b>\$ 1,176,320</b>	<b>\$ 1,180,760</b>	<b>\$ 1,211,636</b>	<b>\$ 1,328,930</b>	<b>\$ 1,359,951</b>


City of Ramsey 2015 Adopted Sewer Utility Fund Budget

SEWER UTILITY FUND 602	2011 Actual	2012 Actual	2013 Actual	2014 Amended	2015 Adopted
<b>SEWER UTILITY FUND 602 - Expense Details</b>					
<b>PERSONNEL SERVICES</b>					
<b>Wages and Salaries -</b>					
6102 Full-Time Regular	\$ 64,876	\$ 63,495	\$ 72,934	\$ 99,068	\$ 151,897
6103 Full-Time Overtime	1,529	1,015	534	722	-
6105 Temporary Regular	4,152	2,611	3,042	4,574	-
<b>Total Wages and Salaries</b>	<b>\$ 70,557</b>	<b>\$ 67,121</b>	<b>\$ 76,510</b>	<b>\$ 104,364</b>	<b>\$ 151,897</b>
<b>Employer Contributions -</b>					
6121 PERA Contributions	\$ 4,783	\$ 2,980	\$ 5,178	\$ 7,169	\$ 11,392
6122 FICA/Medicare Contributions	5,163	6,449	5,753	8,037	11,727
6131 Group Insurance	-	-	-	5,197	6,432
6133 Workers' Comp - Premiums	1,976	2,173	2,307	2,995	5,092
<b>Total Employer Contributions</b>	<b>\$ 11,922</b>	<b>\$ 11,602</b>	<b>\$ 13,238</b>	<b>\$ 23,398</b>	<b>\$ 34,643</b>
<b>Total Personnel Services</b>	<b>\$ 82,479</b>	<b>\$ 78,723</b>	<b>\$ 89,748</b>	<b>\$ 127,762</b>	<b>\$ 186,540</b>
<b>SUPPLIES</b>					
<b>Operating Supplies:</b>					
6225 Diesel Fuel	\$ 2,149	\$ 1,043	\$ 2,758	\$ 3,924	\$ 4,200
6249 Miscellaneous Operating Supplies	8,148	6,634	8,031	10,775	11,000
<b>Total Operating Supplies</b>	<b>\$ 10,297</b>	<b>\$ 7,677</b>	<b>\$ 10,789</b>	<b>\$ 14,699</b>	<b>\$ 15,200</b>
<b>Repair and Maintenance Supplies:</b>					
6275 Other Equipment Parts	\$ 7,995	\$ 1,036	\$ 1,127	\$ 6,508	\$ 5,000
<b>Total Repair &amp; Maintenance Supplies</b>	<b>\$ 7,995</b>	<b>\$ 1,036</b>	<b>\$ 1,127</b>	<b>\$ 6,508</b>	<b>\$ 5,000</b>
<b>TOTAL SUPPLIES</b>	<b>\$ 18,292</b>	<b>\$ 8,713</b>	<b>\$ 11,916</b>	<b>\$ 21,207</b>	<b>\$ 20,200</b>
<b>OTHER SERVICES AND CHARGES</b>					
<b>Professional Services</b>					
6315 Miscellaneous Professional Services	\$ 1,278	\$ 31,079	\$ 16,227	\$ 629	\$ 5,000
<b>Total Professional Services</b>	<b>\$ 1,278</b>	<b>\$ 31,079</b>	<b>\$ 16,227</b>	<b>\$ 629</b>	<b>\$ 5,000</b>
<b>Employee Reimbursements:</b>					
6335 Training	\$ 950	\$ 646	\$ 923	\$ 552	\$ 1,000
<b>Total Employee Reimbursements</b>	<b>\$ 950</b>	<b>\$ 646</b>	<b>\$ 923</b>	<b>\$ 552</b>	<b>\$ 1,000</b>
<b>Insurance:</b>					
6361 General Liability/Property/Auto Insurance	\$ 7,772	\$ 6,758	\$ 12,105	\$ 14,122	\$ 15,000
<b>Total Insurance</b>	<b>\$ 7,772</b>	<b>\$ 6,758</b>	<b>\$ 12,105</b>	<b>\$ 14,122</b>	<b>\$ 15,000</b>
<b>Utilities:</b>					
6371 Electric Utilities	\$ 8,942	\$ 9,227	\$ 10,622	\$ 15,300	\$ 16,000
6372 Water/Irrigation					
6373 Gas Utilities	1,681	1,202	1,816	2,387	2,600
6374 Refuse/Recycling	326	329	405	498	600
6377 Sewer Service (MCES)	565,185	541,073	584,352	623,618	610,514
<b>Total Utilities</b>	<b>\$ 576,134</b>	<b>\$ 551,831</b>	<b>\$ 597,195</b>	<b>\$ 641,803</b>	<b>\$ 629,714</b>
<b>Contracted Services:</b>					
6489 Other Contracted Services	\$ 22,370	\$ 33,760	\$ 13,642	\$ 24,605	\$ 20,000
<b>Total Contracted Services</b>	<b>22,370</b>	<b>33,760</b>	<b>13,642</b>	<b>24,605</b>	<b>20,000</b>
<b>Total Services and Charges</b>	<b>\$ 608,504</b>	<b>\$ 624,074</b>	<b>\$ 640,092</b>	<b>\$ 681,711</b>	<b>\$ 670,714</b>
<b>TOTAL OPERATING EXPENSES</b>	<b>\$ 709,275</b>	<b>\$ 711,510</b>	<b>\$ 741,756</b>	<b>\$ 830,680</b>	<b>\$ 877,454</b>
6722 Depreciation	440,045	441,250	440,880	467,250	481,270
6820 Administrative Transfers	27,000	28,000	29,000	31,000	32,000
<b>TOTAL EXPENSES</b>	<b>\$ 1,176,320</b>	<b>\$ 1,180,760</b>	<b>\$ 1,211,636</b>	<b>\$ 1,328,930</b>	<b>\$ 1,390,724</b>

**City of Ramsey 2015 Adopted Sewer Utility Fund Budget**

<b>SEWER UTILITY FUND 602</b>		<b>2011 Actual</b>	<b>2012 Actual</b>	<b>2013 Actual</b>	<b>2014 Amended</b>	<b>2015 Adopted</b>
<b>SEWER UTILITY FUND 602 - Expense Notes</b>						
<b>Personnel Complement:</b>						
Full-time equivalents for positions charging time to the Sewer Utility are reported in the General Fund.						
<b>6225 Diesel Fuel</b>						
Diesel Fuel for vehicles.	2,149	1,043	2,758	3,924	4,200	
<b>6249 Miscellaneous Operating Supplies</b>						
Miscellaneous operating supplies.	8,148	6,634	8,031	10,775	11,000	
<b>6275 Other Equipment Parts.</b>						
Miscellaneous Repair Parts.	7,995	1,036	1,127	6,508	5,000	
<b>6315 Miscellaneous Professional Services</b>						
Comprehensive Sewer Plan/Comp Plan	-	11,000	-	-	-	
Misc Services	1,278	20,079	16,227	629	5,000	
	1,278	31,079	16,227	629	5,000	
<b>6335 Training</b>						
Miscellaneous training	950	646	923	552	1,000	
<b>6361 General Liability/Property/Auto Insurance</b>						
Share of applicable insurance coverage.	7,772	6,758	12,105	14,122	15,000	
<b>6371 Electric Utilities</b>						
Lift Station electric service.	8,942	9,227	10,622	15,300	16,000	
<b>6373 Gas Utilities</b>						
Gas Service at Public Works Site	1,681	1,202	1,816	2,387	2,600	
<b>6374 Refuse/Recycling</b>						
Dumpster Charges at Public Works Site	326	329	405	498	600	
<b>6377 Sewer Service</b>						
Metropolitan Council Environmental Services (MCES)	565,185	541,073	584,352	623,618	610,514	
<b>6489 Other Contracted Services</b>						
Misc Contracted Services/Gopher State	11,189	22,847	-	-	-	
Contract - Utility Billing	11,181	10,913	13,642	24,605	20,000	
	22,370	33,760	13,642	24,605	20,000	
<b>6722 Depreciation</b>						
Current Year Depreciation	385,227	418,250	417,880	418,000	436,270	
Sewer Lines Installed by Developers	31,818	-	-	26,250	22,000	
Utility Truck Replace #629 (1/2 cost) 10 year life	1,750	1,750	1,750	1,750	1,750	
Jet Vac Truck 12 year Life	21,250	21,250	21,250	21,250	21,250	
	440,045	441,250	440,880	467,250	481,270	
<b>6820 Administrative Transfers</b>						
Transfers to General Fund	27,000	28,000	29,000	31,000	32,000	
	27,000	28,000	29,000	31,000	32,000	

**THIS PAGE INTENTIONALLY LEFT BLANK**



# **STREET LIGHTING FUND**

**THIS PAGE INTENTIONALLY LEFT BLANK**

City of Ramsey 2015 Adopted Street Light Utility Fund Budget

**STREET LIGHT UTILITY FUND 603 - Budget Summary**

	<b>2011 Actual</b>	<b>2012 Actual</b>	<b>2013 Actual</b>	<b>2014 Amended</b>	<b>2015 Adopted</b>
<b>REVENUES</b>					
Street Light Charges	\$ 173,058	\$ 173,769	\$ 172,370	\$ 183,166	\$ 178,854
Credit Card Fee	\$ 24	\$ (437)	\$ (423)	\$ (680)	\$ (800)
Operation & Maintenance - Developer	360	360	360	-	-
Street Light Penalties	5,408	5,430	4,851	5,307	5,000
Investment Earnings	27,326	19,641	(21,494)	42,900	20,000
Miscellaneous	-	-	-	-	-
<b>TOTAL REVENUES</b>	<b>\$ 206,176</b>	<b>\$ 198,763</b>	<b>\$ 155,664</b>	<b>\$ 230,693</b>	<b>\$ 203,054</b>
<b>EXPENSES</b>					
Personnel Services	\$ -	\$ 326	\$ -	\$ -	\$ -
Supplies	-	-	-	-	-
Other Services and Charges	131,930	133,206	135,695	125,891	132,000
Other Financing Uses:	-	-	-	-	-
Depreciation	31,828	32,118	41,042	50,000	52,000
Administrative Transfer	13,000	14,000	15,000	16,000	17,000
<b>TOTAL EXPENSES</b>	<b>\$ 176,758</b>	<b>\$ 179,650</b>	<b>\$ 191,737</b>	<b>\$ 191,891</b>	<b>\$ 201,000</b>
<b>RETAINED EARNINGS</b>					
Beginning Balance (Deficit)- 1/1	\$ 737,975	\$ 767,393	\$ 786,506	\$ 750,433	\$ 789,235
Operating Revenues	206,176	198,763	155,664	230,693	203,054
Operating EXPENSES	(176,758)	(179,650)	(191,737)	(191,891)	(201,000)
<b>Ending Balance (Deficit)- 12/31</b>	<b>\$ 767,393</b>	<b>\$ 786,506</b>	<b>\$ 750,433</b>	<b>\$ 789,235</b>	<b>\$ 791,289</b>

City of Ramsey 2015 Adopted Street Light Utility Fund Budget

**STREET LIGHT UTILITY FUND 603 - Revenues By Source**

Account Number & Description	2011 Actual	2012 Actual	2013 Actual	2014 Amended	2015 Adopted
<b>STREET LIGHT CHARGES</b>					
4681 Street Light Charges					
Subdivision	\$ 128,562	\$ 129,214	\$ 127,290	\$ 137,434	\$ 133,654
Priority	44,496	44,555	45,080	45,732	45,200
4140 Credit Card Fees	24	(437)	(423)	(680)	(800)
4682 Street Light O&M Charges	360	360	360	-	-
4683 Penalties - Street Light Charges	5,408	5,430	4,851	5,307	5,000
<b>Total Street Light Charges</b>	<b>\$ 178,850</b>	<b>\$ 179,122</b>	<b>\$ 177,158</b>	<b>\$ 187,793</b>	<b>\$ 183,054</b>
<b>NON-OPERATING REVENUES</b>					
4701 Interest On Investments	27,326	19,641	(21,494)	42,900	20,000
4609 Miscellaneous Revenues	-	-	-	-	-
<b>Total Non-Operating Revenues</b>	<b>\$ 27,326</b>	<b>\$ 19,641</b>	<b>\$ (21,494)</b>	<b>\$ 42,900</b>	<b>\$ 20,000</b>
<b>TOTAL STREET LIGHT UTILITY FUND</b>	<b>\$ 206,176</b>	<b>\$ 198,763</b>	<b>\$ 155,664</b>	<b>\$ 230,693</b>	<b>\$ 203,054</b>

**STREET LIGHT UTILITY FUND 603 - Revenue Notes**

	2011 Actual	2012 Actual	2013 Actual	2014 Amended	2015 Adopted
<b>4681 - Street Light Charges</b>					
SUBDIVISION:					
(new subdivisions)	128,562	129,214	127,290	137,434	133,654
Minimum 14.00/quarter (Pine Cove)(6 Accounts)					
PRIORITY:	44,496	44,555	45,080	45,732	45,200
<b>4682 - Street Light O&amp;M Charges</b>					
O&M Developer Contributions (1 of 3 years)	360	360	360	-	-
<b>4683 - Street Light Penalties</b>					
Approximately 2% of projected annual billings	5,408	5,430	4,851	5,307	5,000


**City of Ramsey 2015 Adopted Street Light Utility Fund Budget**

<b>STREET LIGHT UTILITY FUND 603</b>					
	<b>2011 Actual</b>	<b>2012 Actual</b>	<b>2013 Actual</b>	<b>2014 Amended</b>	<b>2015 Adopted</b>
<b>STREET LIGHT UTILITY FUND 603 - Expense Summary</b>					
Personnel Services	\$ -	\$ 326	\$ -	\$ -	\$ -
Supplies	-	-	-	-	-
Other Services and Charges	131,930	133,206	135,695	125,891	132,000
Other Financing Uses:					
Depreciation	31,828	32,118	41,042	50,000	52,000
Administrative Transfer	13,000	14,000	15,000	16,000	17,000
<b>TOTAL EXPENSES</b>	<b>\$ 176,758</b>	<b>\$ 179,650</b>	<b>\$ 191,737</b>	<b>\$ 191,891</b>	<b>\$ 201,000</b>

City of Ramsey 2015 Adopted Street Light Utility Fund Budget

STREET LIGHT UTILITY FUND 603	2011 Actual	2012 Actual	2013 Actual	2014 Amended	2015 Adopted
<b>STREET LIGHT UTILITY FUND 603 - Expense Detail</b>					
<b>PERSONNEL SERVICES</b>					
Wages and Salaries -	\$ -	\$ 326	\$ -	\$ -	\$ -
<b>Total Wages and Salaries</b>	-	326	-	-	-
Other Gross Earnings -	-	-	-	-	-
<b>Total Other Gross Earnings</b>	-	-	-	-	-
Employer Contributions -	-	-	-	-	-
<b>Total Employer Contributions</b>	-	-	-	-	-
<b>Total Personnel Services</b>	\$ -	\$ 326	\$ -	\$ -	\$ -
<b>SUPPLIES</b>					
Office Supplies:					
<b>Total Office Supplies</b>	\$ -	\$ -	\$ -	\$ -	\$ -
Operating Supplies:					
<b>Total Operating Supplies</b>	-	-	-	-	-
Repair and Maintenance Supplies:					
<b>Total Repair and Maintenance Supplies</b>	-	-	-	-	-
Small Tools and Minor Equipment:					
<b>Total Small Tools/Minor Equip</b>	-	-	-	-	-
Merchandise For Resale:					
<b>Total Merchandise For Resale</b>	-	-	-	-	-
<b>TOTAL SUPPLIES</b>	\$ -	\$ -	\$ -	\$ -	\$ -
<b>OTHER SERVICES AND CHARGES</b>					
Utilities:					
6371 Electric Utilities	\$ 120,683	\$ 122,292	\$ 125,655	\$ 115,511	\$ 120,000
<b>Total Utilities</b>	120,683	122,292	125,655	115,511	120,000
Contracted Services:					
6489 Other Contracted Services	11,247	10,914	10,040	10,380	12,000
<b>Total Contracted Services</b>	11,247	10,914	10,040	10,380	12,000
<b>Total Services and Charges</b>	131,930	133,206	135,695	125,891	132,000
<b>TOTAL OPERATING EXPENSES</b>	131,930	133,532	135,695	125,891	132,000
6722 Depreciation	31,828	32,118	41,042	50,000	52,000
6820 Administrative Transfers	13,000	14,000	15,000	16,000	17,000
<b>TOTAL EXPENSES</b>	\$ 176,758	\$ 179,650	\$ 191,737	\$ 191,891	\$ 201,000

<b>STREET LIGHT UTILITY FUND 603 - Expense Notes</b>					
<b>6371 Electric Utilities</b>					
SUBDIVISION	120,683	122,292	125,655	115,511	120,000
<b>6489 Other Contracted Services</b>					
Contract - Utility Billing	11,247	10,914	10,040	10,380	12,000
	11,247	10,914	10,040	10,380	12,000
<b>6722 Depreciation</b>					
Current Year Depreciation	31,828	32,118	41,042	50,000	52,000
<b>6820 Administrative Transfers</b>					
Transfers to General Fund	13,000	14,000	15,000	16,000	17,000



# **RECYCLING FUND**

**THIS PAGE INTENTIONALLY LEFT BLANK**

**City of Ramsey 2015 Adopted Recycling Utility Fund Budget**

**RECYCLING UTILITY FUND 604 - Budget Summary**

	<b>2011 Actual</b>	<b>2012 Actual</b>	<b>2013 Actual</b>	<b>2014 Amended</b>	<b>2015 Adopted</b>
<b>REVENUES</b>					
Intergovernmental - Grants	\$ 50,279	\$ 50,165	\$ 79,358	\$ 65,817	\$ 63,835
Recycling Charges	287,600	288,037	286,036	300,486	294,617
Credit Card Fees	18	(608)	(647)	(888)	(1,000)
Recycling Penalties	8,214	8,231	7,370	7,924	7,000
Investment Earnings	2,389	2,229	(3,373)	8,705	2,000
Miscellaneous	1,394	697	5,276	1,639	-
<b>TOTAL REVENUES</b>	<b>\$ 349,894</b>	<b>\$ 348,751</b>	<b>\$ 374,020</b>	<b>\$ 383,683</b>	<b>\$ 366,452</b>
<b>EXPENSES</b>					
Personnel Services	\$ 4,636	\$ 6,070	\$ 6,613	\$ 6,519	\$ 6,347
Supplies	5,638	5,090	8,955	12,402	18,000
Other Services and Charges	292,672	291,787	293,061	302,431	309,890
Other Financing Uses:					
Depreciation	-	-	-	-	-
Administrative Transfer	8,000	8,500	9,000	9,500	10,000
<b>TOTAL EXPENSES</b>	<b>\$ 310,946</b>	<b>\$ 311,447</b>	<b>\$ 317,629</b>	<b>\$ 330,852</b>	<b>\$ 344,237</b>
<b>RETAINED EARNINGS</b>					
Beginning Balance (Deficit) - 1/1	\$ 166,721	\$ 205,669	\$ 242,973	\$ 299,364	\$ 352,195
Operating Revenues	349,894	348,751	374,020	383,683	366,452
Operating EXPENSES	(310,946)	(311,447)	(317,629)	(330,852)	(344,237)
<b>Ending Balance (Deficit) - 12/31</b>	<b>\$ 205,669</b>	<b>\$ 242,973</b>	<b>\$ 299,364</b>	<b>\$ 352,195</b>	<b>\$ 374,410</b>

City of Ramsey 2015 Adopted Recycling Utility Fund Budget

**RECYCLING UTILITY FUND 604 - Revenues By Source**

Account Number & Description	2011 Actual	2012 Actual	2013 Actual	2014 Amended	2015 Adopted
<b>RECYCLING CHARGES</b>					
4287 County Grants	\$ 50,279	\$ 50,165	\$ 79,358	\$ 65,817	\$ 63,835
4671 Recycling Charges	287,600	288,037	286,036	300,486	294,617
4140 Credit Card Fee	18	(608)	(647)	(888)	(1,000)
4672 Penalties - Recycling Charges	8,214	8,231	7,370	7,924	7,000
<b>Total Recycling Charges</b>	<b>\$ 346,111</b>	<b>\$ 345,825</b>	<b>\$ 372,117</b>	<b>\$ 373,339</b>	<b>\$ 364,452</b>
<b>NON-OPERATING REVENUES</b>					
4701 Interest On Investments	\$ 2,389	\$ 2,229	\$ (3,373)	\$ 8,705	\$ 2,000
4609 Miscellaneous Revenues	1,394	697	5,276	1,639	-
<b>Total Non-Operating Revenues</b>	<b>\$ 3,783</b>	<b>\$ 2,926</b>	<b>\$ 1,903</b>	<b>\$ 10,344</b>	<b>\$ 2,000</b>
<b>TOTAL RECYCLING UTILITY FUND</b>	<b>\$ 349,894</b>	<b>\$ 348,751</b>	<b>\$ 374,020</b>	<b>\$ 383,683</b>	<b>\$ 366,452</b>

**RECYCLING UTILITY FUND 604 - Revenues Notes**

	2011 Actual	2012 Actual	2013 Actual	2014 Amended	2015 Adopted
<b>4287 County Grants</b>					
SCORE Reimbursement	50,279	50,165	79,358	65,817	63,835
<b>4671 Recycling Charges</b>					
Minimum \$7.31/quarter	287,600	288,037	286,036	300,486	294,617
<b>4672 Recycling Penalties</b>					
Approximately 2% of projected annual billings	8,214	8,231	7,370	7,924	7,000

**City of Ramsey 2015 Adopted Recycling Utility Fund Budget**

RECYCLING UTILITY FUND 604	2011 Actual	2012 Actual	2013 Actual	2014 Amended	2015 Adopted
<b>RECYCLING UTILITY FUND 604 - Expense Summary</b>					
Personnel Services	\$ 4,636	\$ 6,070	\$ 6,613	\$ 6,519	\$ 6,347
Supplies	5,638	5,090	8,955	12,402	18,000
Other Services and Charges	292,672	291,787	293,061	302,431	309,890
Other Financing Uses:					
Administrative Transfer	8,000	8,500	9,000	9,500	10,000
<b>TOTAL EXPENSES</b>	<b>\$ 310,946</b>	<b>\$ 311,447</b>	<b>\$ 317,629</b>	<b>\$ 330,852</b>	<b>\$ 344,237</b>

**City of Ramsey 2015 Adopted Recycling Utility Fund Budget**

<b>RECYCLING UTILITY FUND 604</b>		<b>2011 Actual</b>	<b>2012 Actual</b>	<b>2013 Actual</b>	<b>2014 Amended</b>	<b>2015 Adopted</b>
<b>RECYCLING UTILITY FUND 604 - Expense Detail</b>						
<b>PERSONNEL SERVICES</b>						
<b>Wages and Salaries -</b>						
6102	Full-Time Regular	\$ 3,620	\$ 4,764	\$ 4,413	\$ 4,983	\$ 5,484
6103	Full-Time Overtime	452	560	1,352	694	-
<b>Total Wages and Salaries</b>		<b>\$ 4,072</b>	<b>\$ 5,324</b>	<b>\$ 5,765</b>	<b>\$ 5,677</b>	<b>\$ 5,484</b>
<b>Employer Contributions -</b>						
6121	PERA Contributions	\$ 293	\$ 392	\$ 424	\$ 412	\$ 411
6122	FICA/Medicare Contributions	255	329	395	405	420
6133	Workers' Comp - Premiums	16	25	29	25	32
<b>Total Employer Contributions</b>		<b>\$ 564</b>	<b>\$ 746</b>	<b>\$ 848</b>	<b>\$ 842</b>	<b>\$ 863</b>
<b>Total Personnel Services</b>		<b>\$ 4,636</b>	<b>\$ 6,070</b>	<b>\$ 6,613</b>	<b>\$ 6,519</b>	<b>\$ 6,347</b>
<b>SUPPLIES</b>						
<b>Operating Supplies-</b>						
6249	Misc. Operating Supplies	\$ 5,638	\$ 5,090	\$ 8,955	\$ 12,402	\$ 18,000
<b>Total Operating Supplies</b>		<b>\$ 5,638</b>	<b>\$ 5,090</b>	<b>\$ 8,955</b>	<b>\$ 12,402</b>	<b>\$ 18,000</b>
<b>TOTAL SUPPLIES</b>		<b>\$ 5,638</b>	<b>\$ 5,090</b>	<b>\$ 8,955</b>	<b>\$ 12,402</b>	<b>\$ 18,000</b>
<b>OTHER SERVICES AND CHARGES</b>						
<b>Communication:</b>						
6322	Postage	\$ 175	\$ 189	\$ 287	\$ 252	\$ 350
<b>Total Communication</b>		<b>\$ 175</b>	<b>\$ 189</b>	<b>\$ 287</b>	<b>\$ 252</b>	<b>\$ 350</b>
<b>Contracted Services:</b>						
6489	Other Contracted Services	\$ 292,497	\$ 291,598	\$ 292,774	\$ 302,179	\$ 309,540
<b>Total Contracted Services</b>		<b>\$ 292,497</b>	<b>\$ 291,598</b>	<b>\$ 292,774</b>	<b>\$ 302,179</b>	<b>\$ 309,540</b>
<b>Total Services and Charges</b>		<b>\$ 292,672</b>	<b>\$ 291,787</b>	<b>\$ 293,061</b>	<b>\$ 302,431</b>	<b>\$ 309,890</b>
<b>TOTAL OPERATING EXPENSES</b>		<b>\$ 302,946</b>	<b>\$ 302,947</b>	<b>\$ 308,629</b>	<b>\$ 321,352</b>	<b>\$ 334,237</b>
6820	Administrative Transfers	8,000	8,500	9,000	9,500	10,000
<b>TOTAL EXPENSES</b>		<b>\$ 310,946</b>	<b>\$ 311,447</b>	<b>\$ 317,629</b>	<b>\$ 330,852</b>	<b>\$ 344,237</b>

**RECYCLING UTILITY FUND 604 - Expense Notes**

**Personnel Complement:**

Full-time equivalents for positions charging time to the Recycling Fund Utility are reported in the General Fund.

**6249 Misc. Operating Supplies**

Add'l Recycling Days paid via Score Grant	5,638	5,090	8,955	12,402	18,000
---	-------	-------	-------	--------	--------

**6322 Postage**


Miscellaneous postage costs	175	189	287	252	350
-----------------------------	-----	-----	-----	-----	-----

**6489 Other Contracted Services**

Contract - Utility Billing	9,085	8,185	7,530	7,876	9,351
ACE curbside recycling pick-up	283,412	283,413	285,244	294,303	300,189
	292,497	291,598	292,774	302,179	309,540

**6820 Administrative Transfers**

Transfers to General Fund	8,000	8,500	9,000	9,500	10,000
---------------------------	-------	-------	-------	-------	--------



# **STORM WATER FUND**

**THIS PAGE INTENTIONALLY LEFT BLANK**

City of Ramsey 2015 Adopted Storm Water Utility Fund Budget

**STORM WATER UTILITY FUND 605 - Budget Summary**

	2011 Actual	2012 Actual	2013 Actual	2014 Amended	2015 Adopted
<b>REVENUES</b>					
Storm Water Charges	\$ 602,394	\$ 632,657	\$ 663,746	\$ 692,160	\$ 748,441
Credit Card Fees	\$ (23)	\$ (695)	\$ (891)	\$ (1,365)	\$ (1,600)
Storm Water Penalties	15,207	15,206	15,082	14,829	14,960
Investment Earnings	24,701	13,492	(17,955)	37,280	15,000
Miscellaneous	-	-	-	511	-
<b>TOTAL REVENUES</b>	<b>\$ 642,279</b>	<b>\$ 660,660</b>	<b>\$ 659,982</b>	<b>\$ 743,415</b>	<b>\$ 776,801</b>
<b>EXPENSES</b>					
Personnel Services	\$ 99,691	\$ 126,700	\$ 118,962	\$ 140,977	\$ 158,200
Supplies	17,970	12,063	16,499	17,351	19,500
Other Services and Charges	77,122	138,591	122,456	116,773	78,500
Other Financing Uses:					
Depreciation	215,883	218,955	233,453	240,000	260,000
Administrative Transfer	118,585	23,000	24,000	26,000	27,000
<b>TOTAL EXPENSES</b>	<b>\$ 529,251</b>	<b>\$ 519,309</b>	<b>\$ 515,370</b>	<b>\$ 541,101</b>	<b>\$ 543,200</b>
<b>RETAINED EARNINGS</b>					
Beginning Balance (Deficit) - 1/1	\$ 1,518,707	\$ 1,631,735	\$ 1,773,086	\$ 1,917,698	\$ 2,120,012
Operating Revenues	642,279	660,660	659,982	743,415	776,801
Operating EXPENSES	(529,251)	(519,309)	(515,370)	(541,101)	(543,200)
<b>Ending Balance (Deficit) - 12/31</b>	<b>\$ 1,631,735</b>	<b>\$ 1,773,086</b>	<b>\$ 1,917,698</b>	<b>\$ 2,120,012</b>	<b>\$ 2,353,613</b>

City of Ramsey 2015 Adopted Storm Water Utility Fund Budget

**STORM WATER UTILITY FUND 605 - Revenues By Source**

Account Number & Description	2011 Actual	2012 Actual	2013 Actual	2014 Amended	2015 Adopted
<b>STORM WATER CHARGES</b>					
4693 Storm Water Charges-Residential	\$ 302,762	\$ 312,544	\$ 332,434	\$ 346,019	\$ 374,820
4694 Storm Water Charges-Commercial	\$ 299,632	\$ 320,113	\$ 331,312	\$ 346,141	\$ 373,621
4140 Credit Card Fees	\$ (23)	\$ (695)	\$ (891)	\$ (1,365)	\$ (1,600)
4695 Penalties - Storm Water Charges	\$ 15,207	\$ 15,206	\$ 15,082	\$ 14,829	\$ 14,960
<b>Total Storm Water Charges</b>	<b>\$ 617,578</b>	<b>\$ 647,168</b>	<b>\$ 677,937</b>	<b>\$ 705,624</b>	<b>\$ 761,801</b>
<b>NON-OPERATING REVENUES</b>					
4701 Interest On Investments	\$ 24,701	\$ 13,492	\$ (17,955)	\$ 37,280	\$ 15,000
4609 Miscellaneous Revenues	\$ -	\$ -	\$ -	\$ 511	\$ -
<b>Total Non-Operating Revenues</b>	<b>\$ 24,701</b>	<b>\$ 13,492</b>	<b>\$ (17,955)</b>	<b>\$ 37,791</b>	<b>\$ 15,000</b>
<b>TOTAL STORM WATER UTILITY FUND</b>	<b>\$ 642,279</b>	<b>\$ 660,660</b>	<b>\$ 659,982</b>	<b>\$ 743,415</b>	<b>\$ 776,801</b>

**STORM WATER UTILITY FUND 605 - Revenues Notes**

	2011 Actual	2012 Actual	2013 Actual	2014 Amended	2015 Adopted
<u>4693 Storm Water Charges - Residential</u>	<u>302,762</u>	<u>312,544</u>	<u>332,434</u>	<u>346,019</u>	<u>374,820</u>
<u>4694 Storm Water Charges - Commercial</u>	<u>299,632</u>	<u>320,113</u>	<u>331,312</u>	<u>346,141</u>	<u>373,621</u>
<u>4695 Storm Water Penalties</u> Approximately 2% of projected annual billings	<u>15,207</u>	<u>15,206</u>	<u>15,082</u>	<u>14,829</u>	<u>13,600</u>

**City of Ramsey 2015 Adopted Storm Water Utility Fund Budget**

STORM WATER UTILITY FUND 605	2011 Actual	2012 Actual	2013 Actual	2014 Amended	2015 Adopted
<b>STORM WATER UTILITY FUND 605 - Expense Summary</b>					
Personnel Services	\$ 99,691	\$ 126,700	\$ 118,962	140,977	158,200
Supplies	17,970	12,063	16,499	17,351	19,500
Other Services and Charges	77,122	138,591	122,456	116,773	78,500
Other Financing Uses:					
Depreciation	215,883	218,955	233,453	240,000	260,000
Administrative Transfer	118,585	23,000	24,000	26,000	27,000
<b>TOTAL EXPENSES</b>	<b>\$ 529,251</b>	<b>\$ 519,309</b>	<b>\$ 515,370</b>	<b>\$ 541,101</b>	<b>\$ 543,200</b>

City of Ramsey 2015 Adopted Storm Water Utility Fund Budget

STORM WATER UTILITY FUND 605	2011 Actual	2012 Actual	2013 Actual	2014 Amended	2015 Adopted
<b>STORM WATER UTILITY FUND 605 - Expense Detail</b>					
<b>PERSONNEL SERVICES</b>					
<b>Wages and Salaries -</b>					
6102 Full-Time Regular	\$ 84,457	\$ 106,814	\$ 100,398	\$ 106,780	\$ 117,679
6103 Full-Time Overtime	203	104	105	163	-
6105 Temporary Regular	132	1,003	504	1,139	-
<b>Total Wages and Salaries</b>	<b>\$ 84,792</b>	<b>\$ 107,921</b>	<b>\$ 101,007</b>	<b>\$ 108,082</b>	<b>\$ 117,679</b>
<b>Employer Contributions -</b>					
6121 PERA Contributions	6,145	7,752	7,277	7,753	8,826
6122 FICA/Medicare Contributions	6,380	8,133	7,632	8,226	9,041
6131 Group Insurance	-	-	-	13,574	19,468
6133 Workers' Comp - Premiums	2,374	2,894	3,046	3,342	3,186
<b>Total Employer Contributions</b>	<b>\$ 14,899</b>	<b>\$ 18,779</b>	<b>\$ 17,955</b>	<b>\$ 32,895</b>	<b>\$ 40,521</b>
<b>Total Personnel Services</b>	<b>\$ 99,691</b>	<b>\$ 126,700</b>	<b>\$ 118,962</b>	<b>\$ 140,977</b>	<b>\$ 158,200</b>
<b>SUPPLIES</b>					
<b>Operating Supplies:</b>					
6223 Gasoline	\$ 1,869	\$ 1,104	\$ 795	\$ 694	\$ 1,000
6225 Diesel Fuel	98	1,281	2,124	1,271	1,500
6229 Shop Materials	-	-	-	-	-
6249 Misc. Operating Supplies	10,088	6,562	5,921	6,204	7,000
<b>Total Operating Supplies</b>	<b>\$ 12,055</b>	<b>\$ 8,947</b>	<b>\$ 8,840</b>	<b>\$ 8,169</b>	<b>\$ 9,500</b>
<b>Repair and Maintenance Supplies:</b>					
6257 Other Vehicle Parts	\$ 5,916	\$ 3,116	\$ 7,659	\$ 9,182	\$ 10,000
6269 Landscape Materials	-	-	-	-	-
<b>Total Repair &amp; Maintenance Supplies</b>	<b>\$ 5,916</b>	<b>\$ 3,116</b>	<b>\$ 7,659</b>	<b>\$ 9,182</b>	<b>\$ 10,000</b>
<b>TOTAL SUPPLIES</b>	<b>\$ 17,971</b>	<b>\$ 12,063</b>	<b>\$ 16,499</b>	<b>\$ 17,351</b>	<b>\$ 19,500</b>
<b>OTHER SERVICES AND CHARGES</b>					
<b>Professional Services</b>					
6315 Misc. Professional Services	35,801	50,691	74,271	16,119	10,000
<b>Total Professional Services</b>	<b>\$ 35,801</b>	<b>\$ 50,691</b>	<b>\$ 74,271</b>	<b>\$ 16,119</b>	<b>\$ 10,000</b>
<b>Insurance:</b>					
6361 General Liability Insurance	4,942	5,934	6,013	5,092	6,800
<b>Total Insurance</b>	<b>\$ 4,942</b>	<b>\$ 5,934</b>	<b>\$ 6,013</b>	<b>\$ 5,092</b>	<b>\$ 6,800</b>
<b>Utilities:</b>					
6371 Electric Utilities	2,146	1,948	2,467	2,332	2,600
6373 Gas Utilities	1,680	1,202	1,817	2,387	3,000
6374 Refuse Disposal	325	329	405	498	600
<b>Total Utilities</b>	<b>\$ 4,151</b>	<b>\$ 3,479</b>	<b>\$ 4,689</b>	<b>\$ 5,217</b>	<b>\$ 6,200</b>
<b>Repairs and Maintenance - Labor:</b>					
6382 Machinery and Equipment Repair	-	-	-	-	-
6388 Other Vehicle Repair	1,370	-	-	-	-
<b>Total Repairs and Maintenance - Labor</b>	<b>\$ 1,370</b>	<b>\$ -</b>	<b>\$ -</b>	<b>\$ -</b>	<b>\$ -</b>
<b>Dues, Subscriptions and Registration Fees:</b>					
6451 Dues	17,211	39,162	25,654	37,693	40,500
<b>Total Dues, Subscriptions and Registration Fees'</b>	<b>17,211</b>	<b>39,162</b>	<b>25,654</b>	<b>37,693</b>	<b>40,500</b>
<b>Contracted Services:</b>					
6489 Other Contracted Services	13,647	39,325	11,829	52,652	15,000
<b>Total Contracted Services</b>	<b>13,647</b>	<b>39,325</b>	<b>11,829</b>	<b>52,652</b>	<b>15,000</b>
<b>Total Services and Charges</b>	<b>77,122</b>	<b>138,591</b>	<b>122,456</b>	<b>116,773</b>	<b>78,500</b>
<b>TOTAL OPERATING EXPENSES</b>	<b>194,784</b>	<b>277,354</b>	<b>257,917</b>	<b>275,101</b>	<b>256,200</b>
6722 Depreciation	215,883	218,955	233,453	240,000	260,000
6820 Administrative Transfers	118,584	23,000	24,000	26,000	27,000
<b>TOTAL EXPENSES</b>	<b>529,251</b>	<b>519,309</b>	<b>515,370</b>	<b>541,101</b>	<b>543,200</b>

**City of Ramsey 2015 Adopted Storm Water Utility Fund Budget**

STORM WATER UTILITY FUND 605	2011 Actual	2012 Actual	2013 Actual	2014 Amended	2015 Adopted
<b>STORM WATER UTILITY FUND 605 - Expense Notes</b>					
<b>Personnel Complement:</b>					
Full-time equivalents for positions charging time to the Storm Water Fund Utility are reported in the General Fund					
<b>6223 Gasoline</b>					
Gasoline for street sweeping equipment	1,869	1,104	795	694	1,000
<b>6225 Diesel Fuel</b>					
Diesel fuel for street sweeping equipment	98	1,281	2,124	1,271	1,500
<b>6249 Misc. Operating Supplies</b>					
Street Sweeping Supplies	10,088	6,562	5,921	6,204	7,000
<b>6257 Other Vehicle Parts</b>					
Sweeper parts	5,916	3,116	7,659	9,182	10,000
<b>6315 Misc. Professional Services</b>					
Misc Services(Storm Drainage Easements, etc)	35,801	50,691	74,271	16,119	20,000
	35,801	50,691	74,271	16,119	20,000
<b>6361 General Liability/Property/Auto Insurance</b>					
Share of applicable insurance coverage.	4,942	5,934	6,013	5,092	6,800
<b>6371 Electric Utilities</b>					
Electric service for PW Shops 16.7% of PW Cost	2,146	1,948	2,467	2,332	2,600
<b>6373 Gas Utilities</b>					
Gas Service for PW Shops - 16.7% of PW Cost	1,680	1,202	1,817	2,387	3,000
<b>6374 Refuse Disposal</b>					
Refuse removal from PW Shops - 16.7% of PW Cost	325	329	405	498	600
<b>6451 Membership Dues</b>					
LRRWMO	17,211	39,162	25,654	37,693	40,500
<b>6489 Other Contracted Services</b>					
Gopher State/misc	-	28,411	1,790	42,273	4,500
Contract - Utility Billing	13,647	10,914	10,039	10,379	10,500
	13,647	39,325	11,829	52,652	15,000
<b>6722 Depreciation</b>					
Current Year Depreciation	203,910	213,890	213,890	228,388	231,695
Storm Drainage Lines	6,908		14,498	6,547	23,240
Backhoe (with Water, Sewer, & St. Light)	1,315	1,315	1,315	1,315	1,315
Sewer Cleaning Jet Vac Truck 12 Year Life	3,750	3,750	3,750	3,750	3,750
	215,883	218,955	233,453	240,000	260,000
<b>6820 Administrative Transfers</b>					
Transfers to General Fund	22,000	23,000	24,000	26,000	27,000
Engineering Project Overhead Transfer on St Maint Program	96,584	-	-	-	-
	118,584	23,000	24,000	26,000	27,000