

City of Ramsey
Agenda
City Council Work Session
Tuesday January 27, 2015
5:30 pm
Lake Itasca Room 7550 Sunwood Drive NW

- 1. Call to Order**
- 2. Topics for Discussion**
 1. Review 2015-2019 Capital Improvement Program (CIP)
 2. Discussion Regarding the 2015-2016 Union Contract with LELS-Patrol (Discussion Closed to the Public)
 3. Discuss Framework for 2040 Comprehensive Plan Update Process
- 3. Topics for Future Discussion**
- 4. Mayor/Council/Staff Input**
- 5. Adjournment**

Meeting Date: 01/27/2015

Information

Title:

Review 2015-2019 Capital Improvement Program (CIP)

Purpose/Background:

The 2015-2019 Capital Improvement Program (CIP) has been prepared as a strategic planning tool to assist the City Council in identifying proposed capital improvement projects over the next five years. The CIP is broken down into the following categories: Capital Improvement Bonding Projects, Equipment Replacement, Municipal Buildings, Park Improvements, Sewer Improvements, Site Acquisitions, Storm Water Improvements, Street Improvements, Street Light Improvements and Water Improvements.

Each project includes preliminary funding sources and appropriate background information citing needs and projected cost estimates.

A supplemental section titled 'Future Consideration Projects' has also been included. This is a listing of park projects that are prioritized by need and contingent upon availability of resources. These projects are unfunded and unscheduled until resources become available.

The request to schedule a public hearing to consider adoption of the 2015-2019 Capital Improvement Plan has been placed on the consent agenda of the regular City Council meeting of January 27, 2015. The public hearing request date is for the regularly scheduled City Council meeting of February 10, 2015.

Timeframe:

Funding Source:

Each project contained within the 2015-2019 Capital Improvement Program states the respective funding source(s).

Responsible Party(ies):

Finance Director

Outcome:

Review and discuss the 2015-2019 Capital Improvement Program (CIP).


Attachments

Draft 2015-2019 CIP

Draft Supplemental 2015-2019 CIP

Form Review

Inbox	Reviewed By	Date
Kurt Ulrich	Kurt Ulrich	01/22/2015 09:55 AM
Form Started By: Diana Lund		Started On: 12/29/2014 10:34 AM
Final Approval Date: 01/22/2015		



CITY OF RAMSEY CAPITAL IMPROVEMENT PROGRAM 2015-2019

The Capital Improvement Program document is a planning tool maintained by the city to identify future projects, related expenditures, and funding sources. All projects designated in the Capital Improvement Program are contingent upon availability of resources during the planned year. The total expenditure of projects includes city-funded sources as well as other resources such as grants, fees, bonding, etc.



THIS PAGE INTENTIONALLY BLANK

CITY OF RAMSEY
2015-2019
CAPITAL IMPROVEMENT PLAN


TABLE OF CONTENTS

	PAGE NUMBER
INTRODUCTORY SECTION.....	7
Transmittal Letter.....	9-10
OVERVIEW SECTION.....	11
Summary of Funding Sources: Total Sources of Funds.....	13
Project Costs by Category: Total Uses of Funds by Project.....	15-18
Project Cost Summary: By Department.....	19
CAPITAL BONDING PROJECTS.....	21
Summary of Costs.....	23
Public Works Campus Building Improvements.....	24
Fire Station #2 Rebuild.....	25
EQUIPMENT REPLACEMENT.....	27
Summary of Costs.....	28-30
Detailed Equipment.....	31-90
MUNICIPAL BUILDINGS.....	91
Summary of Costs.....	93
Community Center.....	94
Old Town Hall Restoration.....	95
Sprinkler System @ Fire Station #1	96
Parking Ramp Storage Room.....	97
PARK IMPROVEMENTS.....	99
Summary of Costs.....	101
Elmcrest Park Entrance and Signage.....	102
Drinking Fountains/Misting Station.....	103
Playground for Elmcrest Park.....	104
Parkway of Central Park.....	105
Observation Boardwalk – Lake Itasca.....	106
Observation Deck of the Mississippi East Dolomite.....	107
Trail Connections.....	108
Landscape Improvements for Parks	109
Mississippi River Trail	110
The Draw Water Quality Fountain	111
The Draw Grates.....	112
McKinley Trail Connection to Anoka.....	113
SEWER IMPROVEMENTS.....	115
Summary of Costs.....	117
Abandon Lift Station Wildlife Sanctuary	118
West Mississippi Park Sewer Service	119
Abandon Lift Station River Pines.....	120
Replace Cabinet at Lift Station	121
Fire Station 1 Sanitary Sewer Service	122
Bunker/Puma Sewer Trunk Ext.....	123
Garnet Street Reconstruction.....	124

SITE ACQUISITIONS.....	125
Summary of Costs.....	127
Outlots A in Rivers Bluff and Reilly Estates.....	128
Site Acquisition for Water Treatment Plant.....	129
Alpaca Estates Outlot	130
STORM WATER IMPROVEMENTS.....	131
Summary of Costs.....	133
Annual Sediment Pond Cleaning.....	134
County Ditch #43 Cleaning.....	135
The COR -Bunker Lake Blvd – Armstrong to Ramsey Blvd.....	136
West Mississippi Outlet.....	137
Whispering Pines Estates Plat 2 Storm Sewer.....	138
Annual Drainage Enhancement	139
River Storm Water Discharge Treatment.....	140
Stormwater Drainage Improvements.....	141
Storm Sewer South of Bunker Lake Blvd	142
Garnet Street Reconstruction	143
Reconstruction of Andrie Street/164th Avenue	144
Reconstruction of Streets-Ford Brook Estates	145
Alpine Drive Reconstruction	146
Reconstruction Streets-Stanhope Terr & North Forty	147
STREET IMPROVEMENTS.....	149
Summary of Costs.....	151
Annual Street Reconstruction Program.....	152
McKinley Street.....	153
North Highway 10 Frontage Road.....	154
Zeolite Roadway Improvement	155
The COR Bunker Lake Blvd - Armstrong Blvd – Ramsey Blvd.....	156
Single Road Access Areas.....	157
Veterans Drive Streetscape	158
River Pines Life Station Street Connection	159
Bunker Lake Blvd Sunwood Drive Signal.....	160
Bunker Lake Blvd Extension.....	161
Garnet Street & 168 TH Ave Reconstruction.....	162
Riverdale Drive Extension Traprock to Ramsey Blvd.....	163
Andrie Street/164th Lane Reconstruction.....	164
Sunwood Drive Roundabout Landscaping.....	165
Jarvis Street Reconstruction.....	166
Overlay Projects-Bonded.....	167
Reconstruction of Streets-Ford Brook Estates.....	168
Alpine Drive Reconstruction.....	169
Reconstruction Streets Stanhope Terr & North Forty.....	170
STREET LIGHT IMPROVEMENTS.....	171
Summary of Costs.....	173
Priority D Street Lights.....	174
WATER IMPROVEMENTS.....	175
Summary of Costs.....	177
Complete Pumphouse #3.....	178
The COR Bunker Lake Blvd – Armstrong Blvd – Ramsey Blvd.....	179
Water Treatment Plant.....	180
Watermain Looping Ramsey Blvd – Armstrong Blvd.....	181
1.5 MG Ground Storage Reservoir.....	182
Well Rehabilitation & Pump Replacement.....	183
River Pines Life Station Water Connection.....	184
Fire Station 1 Extension of Water.....	185
Watermain Sunfish Lake Blvd.....	186

Refurbish Water Tower #2	187
Refurbish Water Tower #1	189
Garnet Street Reconstruction	190
CASH FLOW PROJECTIONS.....	191
Business Revolving Fund.....	192
Equipment Revolving Fund.....	193
Facility Fund.....	194-195
Landfill Trust Fund.....	196
Lawful Gambling Fund.....	197
MSA Fund.....	198
Park Improvement Trust Fund.....	199
Public Improvement Revolving Fund.....	200
Sewer Utility Fund.....	201-202
Storm Water Management Fund.....	203
Storm Water Utility Fund.....	204
Street Light Utility Fund.....	205
Water Utility Fund.....	206
TIF Funds	
TIF District 1 (Rivers Bend)	207
TIF District 2 (Gateway)	208
TIF District 4 (Front Street)	209
TIF District 7 (B&B Carpeting)	210
TIF District 8 (Maken)	211-212
TIF District 9 (AACAP)	213-215
TIF District 10 (Sunfish Business Park).....	216
TIF District 14 (The COR).....	217

THIS PAGE INTENTIONALLY LEFT BLANK



INTRODUCTORY SECTION

THIS PAGE INTENTIONALLY LEFT BLANK

CITY OF RAMSEY
CAPITAL IMPROVEMENT/CAPITAL OUTLAY PLAN
2015-2019

Enclosed is the Ramsey Capital Improvements/Capital Outlay Plan (CIP) for the years 2015-2019. It has been prepared in an attempt to anticipate major capital expenditures in advance of the year in which they are budget requests. Further, several projects may interrelate or require other improvements prior to initiation, which would cause delays without prior planning. Additionally, projects may require budgeting over several years or receipt of funds from other sources (i.e. grants) requiring planning completion prior to the funding year. Finally, the plan enables a snapshot of the identified capital needs of the community allowing for continual prioritization of these needs.

Approval of the CIP by Council does not authorize spending or initiation of a given project. It does, however, provide a guide for the community for a whole array of private and public decision-making, impacted by public capital expenditures. Therefore, the CIP should receive ratification only if the Council perceives actions contemplated within the plan as reasonable and planned within justified time frames. It shall further be noted that initial project design of public infrastructure projects identified within this plan often begins two years or more prior to the date of construction.

The CIP is not intended to provide for precise budgeting. Capital costs are projected as estimates. Upon each update of the plan, deletions, additions, delays, or other revisions may occur, reflecting changing community needs. These changes allow for budget refinements as a particular project nears actual construction.

Capital improvements are improvements to land, streets, parks, utilities and buildings. This plan shows improvements with revenues projected from various funding sources. Improvements from the General Fund are those requiring a tax levy, referendum or similar other authority resulting in listed projects being less than certain. The other funding sources (except for intergovernmental revenue - grant funds) have increased stability over the general fund projects.

Specific information on the funding sources for each project is shown under the individual project. Cash flow projections are completed to examine the long-term stability of each fund and its ability to provide for planned expenditures.

The plan does not contain a specific designation which would denote project priorities. There is no weighting or matching of priorities between infrastructure types [streets, parks, utilities, building facilities] as each type of project generally has a funding source unique to the project type and from which funds cannot be reallocated.

Potential funding sources for capital improvement expenditures may include:

- General Funds
- Special Assessments
- General Obligation Bonds
- CIP General Obligation Bonds*
- Tax Increment Financing
- Economic Development Authority Levy
- Developer Fees
- Grants & Aids
- Utility Funds (Water, Sewer, Street Lights, Storm Water)
- Special Revenue Funds (Equipment Revolving, Lawful Gambling)
- Capital Project Funds (Facility, MSA, PIR)
- Trust Funds (Landfill, Park Improvement)
- Storm Water Levy
- Franchise Fees


**Only City Hall, Public Works facilities and Public Safety facilities may be financed with CIP General Obligation bonds under the CIP Act (Minnesota Statutes Chapter 475). Other capital improvements described in this plan as being financed under General Obligation Bonds may be financed with special assessment bonds under Minnesota Statutes, Chapter 429 and utility revenue bonds under Minnesota Statutes, Chapter 444.*

For a City to use its authority to finance expenditures under the CIP Act, it must meet the requirements provided therein. Specifically, the City Council must approve the sale of capital improvement bonds by a two-thirds vote of its membership. In addition, it must hold a public hearing for public input. Notice of such hearing must be published in the official newspaper of the City at least fourteen, but not more than twenty-eight days prior to the date of the public hearing. The City Council approves the CIP following the public hearing.

The bonds are not subject to referendum unless, within 30 days after the hearing, a petition is filed with the City Administrator signed by voters equal to at least five percent of the votes cast in the last general City election. In that event, the bonds are subject to a referendum, and may be issued only if approved by a majority of voters who vote on that question. If the referendum passes, the taxes to pay the debt service on the bonds would be levied on market value rather than tax capacity. However, if no timely petition is filed, the taxes to pay debt service are levied on tax capacity.

The CIP Act has established certain criteria that must be met. In accordance with these criteria, the City has considered the following eight points:

1. Condition of the City's infrastructure and need for the project
2. Demand for the improvement
3. Cost of the improvement
4. Availability of public resources
5. Level of overlapping debt
6. Const/benefits of alternative uses of funds
7. Operating costs of the proposed improvements
8. Options for shared facilities with other cities or local governments.



OVERVIEW SECTION

THIS PAGE INTENTIONALLY LEFT BLANK

City of Ramsey, Minnesota
Capital Improvement Program
 2015 thru 2019

FUNDING SOURCE SUMMARY

Source	2015	2016	2017	2018	2019	Total
Capital Equipment Certificates	261,728	340,882	159,878	565,175	427,500	1,755,163
City of Anoka	25,000					25,000
Equipment Revolving Fund	261,728	340,881	159,878	565,175	427,500	1,755,162
Facility Fund	236,127		25,000			261,127
General Fund	500,000	500,000	500,000	500,000	500,000	2,500,000
GO Bonding (Referendum)					4,000,000	4,000,000
GO Bonding (Road Funding)	1,473,280	2,050,180	842,560	1,747,060	1,023,960	7,137,040
GO CIP Bonding	4,000,000			10,000,000		14,000,000
GO Revenue Bonding				9,786,010	9,786,010	19,572,020
Grants and Aids	100,000	1,577,000	2,100,000			3,777,000
Lawful Gambling Fund	100,000	40,000		85,000		225,000
MSA		2,323,000	725,000			3,048,000
Park Improvement Trust Fund	782,000	707,000	5,000	25,000		1,519,000
Public Improvement Revolving Fund	319,000	338,000	1,218,000	320,000	25,000	2,220,000
Sewer Utility Fund	371,000	670,000		422,000		1,463,000
Special Assessment - Bonded	206,820	540,020	32,740	358,440	206,940	1,344,960
Storm Water Utility Fund	663,000	1,785,600	855,700	1,622,600	742,600	5,669,500
Street Light Utility Fund	15,000	15,000	15,000	15,000	15,000	75,000
Tax Increment Fund #1					1,235,000	1,235,000
Tax Increment Fund #14 (BONDING)		3,900,000				3,900,000
To Be Determined					221,300	221,300
Water Utility Fund	258,700	1,546,700	3,809,700	2,413,250	44,000	8,072,350
GRAND TOTAL	9,573,383	16,674,263	10,448,456	28,424,710	18,654,810	83,775,622

THIS PAGE INTENTIONALLY LEFT BLANK

City of Ramsey, Minnesota
Capital Improvement Program
 2015 thru 2019

PROJECTS BY CATEGORY

Category	Project#	Priority	2015	2016	2017	2018	2019	Total
Capital Improvement Bonding Projects								
Public Works Campus Building Improvements	06-BLDG-001	6				10,000,000		10,000,000
Fire Station #2 Rebuild	10-BLDG-001	6	4,000,000					4,000,000
Capital Improvement Bonding Projects Total			4,000,000			10,000,000		14,000,000
Eqpt Replacement								
IT CH FIREWALL/SWITCHES	14-IT-001	6	7,000					7,000
IT PW-STR SWITCH REPLACEMENT	14-IT-002	6	5,000					5,000
IT PW-UTI SWITCH REPLACEMENT	14-IT-003	6	8,000					8,000
LASERFICHE UPGRADE	15-IT-001	6	9,000					9,000
Sidewalk Maintenance Machine	ADMIN-001	6	54,000					54,000
EQPT REPLACE-FORD TAURUS-403	ADMIN-403	6				13,500		13,500
EQPT REPLACE-2006 FORD TAURUS	ADMIN-404	6				13,500		13,500
EQPT REPLACE-2005 CHEVY COLORADO	BUILD-401	6				23,000		23,000
EQPT REPLACE-2006 FORD TAURUS	BUILD-405	6				35,000		35,000
EQPT REPLACE-RICOH-COPIER-3	COPY-BUILD	6	13,500					13,500
EQPT REPLACE-AFICO COPIER 2035	COPY-POLICE1	6	17,500					17,500
ELECTION EQUIPMENT	ELECT-001	6	5,850	5,850	5,850	5,850		23,400
EQPT REPLACE-TANKER #2	FIRE-501	6					300,000	300,000
EQPT REPLACE-GRASS TRUCK #1	FIRE-504	6			48,000			48,000
800 MHZ RADIO REPLACEMENTS	FIRE-551	6	56,900	56,900	56,900			170,700
EQPT REPLACE-RESCUE TRUCK #2	FIRE-559	6					100,000	100,000
EQPT REPLACE-RESCUE TRUCK #1	FIRE-564	6				80,000		80,000
DUTY OFFICER TRUCK	FIRE-567	6					30,000	30,000
REPLACEMENT OF EXTRICATION TOOLS	FIRE-568	6					30,000	30,000
FIRE CHIEF VEHICLE	FIRE-569	6				60,000		60,000
REPLACE ALL SCBA'S	FIRE-581	6				75,000	75,000	150,000
(1) SQUAD FOR 2015	POL-315	6	31,000					31,000
3 SQUADS FOR 2016	POL-316	6		98,000				98,000
3 SQUADS FOR 2017	POL-317	6			106,500			106,500
3 SQUADS FOR 2018 & 2019	POL-318	6				106,500	106,500	213,000
EQPT REPLACE-UNMARKED PD CAPTAIN CAR	POL-352	6					28,500	28,500
800 MHZ RADIO REPLACEMENT	POL-355	6	51,906	51,906	51,906			155,718
EQPT REPLACE-2006 CHEVY IMPALA	POL-364	6		25,500				25,500
EQPT REPLACE-2006 CHEVY IMPALA-PD CAPTAIN	POL-365	6			22,500			22,500
EQPT REPLACE-2007 CHEVY IMPALA	POL-375	6			23,000			23,000
REPLACEMENT OF 2004 ARTIC CATATV W/PLOW	POL-387	6	14,000					14,000
EQPT REPLACE-2001 RADAR TRAILER	POL-RDR	6	13,500					13,500

Category	Project#	Priority	2015	2016	2017	2018	2019	Total
EQPT REPLACE-2004 MOBILE PRESSURE WASHER	PW-003	6					7,200	7,200
EQPT REPLACE-2004 PULL BEHIND PTO MOWER	PW-004	6				24,000		24,000
EQPT REPLACE-2006 TANDEM PLOW TRUCK	PW-009	6				175,000		175,000
EQPT REPLACE-ENGINEER VEHICLE 2	PW-402	6					28,000	28,000
EQPT REPLACE-2006 ENGINEER CAR	PW-407	6				35,000		35,000
EQPT REPLACE-1996 CASE LOADER W/PLOW & WING	PW-601	6	171,000					171,000
EQPT REPLACE-1991 CHIPPER	PW-619	6					22,000	22,000
EQPT REPLACE-2001 JOHN DEERE MOWER	PW-635	6				25,000		25,000
EQPT REPLACE-2002 SNOWPLOW TRUCK	PW-636	6		185,000				185,000
EQPT REPLACE-2002 3/4 TON TRUCK 4x4 (WATER DEPT)	PW-637	6				47,250		47,250
EQPT REPLACE-ENGINEERING VEHICLE	PW-638	6	27,200					27,200
EQPT REPLACE-2003 FIELD MACHINE VEHICLE	PW-639	6	18,000					18,000
EQPT REPLACE-2003 1 TON TRUCK 4x4	PW-640	6		61,000				61,000
EQPT REPLACE-ELGIN SWEEPER (STORM WATER DEPT)	PW-642	6				180,000		180,000
EQPT REPLACE-2004 SNOWPLOW TRUCK	PW-644	6				194,000		194,000
EQPT REPLACE-2004 TOOL CAT	PW-645	6				54,000		54,000
EQPT REPLACE-2005 3/4 TON TRUCK 4x4 W/PLOW	PW-651	6				47,000		47,000
EQPT REPLACE-2005 UTILITY TRUCK	PW-652	6				50,000		50,000
EQPT REPLACE-3/4 TON 4x4 TRUCK	PW-653	6				43,000		43,000
EQPT REPLACE-2006 3/4 TON TRUCK 2x4	PW-654	6				22,000		22,000
EQPT REPLACE-SIDEWALK MAINTENANCE MACHINE	PW-655	6				99,000		99,000
SNOW PLOW TRUCK - SINGLE AXLE W/PLOW	PW-656	6		192,507				192,507
800 MHZ RADIO REPLACEMENT	PW-659	6	6,800	6,800	6,800			20,400
REPLACE #684 2014 EXMARK MOWER	PW-691	6					12,600	12,600
REPLACE 683 2014 EXMARK MOWER	PW-692	6					12,600	12,600
REPLACE 685 2014 EXMARK MOWER	PW-693	6					12,600	12,600
AUTOMATED FUEL TRACKING SYSTEM	PW-694	6	15,000					15,000
REPLACE 679 TORO WIDE AREA MOWER	PW-697	6					90,000	90,000
Eqpt Replacement Total			525,156	683,463	321,456	1,407,600	855,000	3,792,675

Municipal Building

Community Center Construction	04-BLDG-002	6					4,000,000	4,000,000
Old Town Hall Restoration	08-BLDG-005	6					221,300	221,300
Sprinkler System @ Fire Station #1	10-BLDG-004	6			25,000			25,000
Parking Ramp Storage Room	14-BLDG-002	6	236,127					236,127
Municipal Building Total			236,127		25,000		4,221,300	4,482,427

Park Improvement

Elmcrest Park & The Draw Park Entrance & Signage	04-PARK-003	6	80,000					80,000
Drinking Fountains/Misting Station	06-PARK-002	6	7,000	7,000				14,000
Playground for Elmcrest Park	06-PARK-005	6	100,000					100,000
Parkway for Central Park	06-PARK-008	6	350,000					350,000
Observation boardwalk - Lake Itasca	06-PARK-011	6		40,000				40,000
Observation deck on the Mississippi E of Dolomite	06-PARK-015	6				85,000		85,000
Trail Connections	06-PARK-019	6	400,000					400,000

Category	Project#	Priority	2015	2016	2017	2018	2019	Total
Landscape Improvements for Parks	08-PARK-001	6	5,000	5,000	5,000	5,000		20,000
Mississippi River Trail	08-PARK-002	6		1,535,000				1,535,000
The Draw Water Quality Fountains	12-PARK-004	6	15,000					15,000
The Draw Grates	12-PARK-006	6	10,000					10,000
McKinley Trail Connection to Anoka	12-PARK-008	6	50,000					50,000
Park Improvement Total			1,017,000	1,587,000	5,000	90,000		2,699,000

Sewer Utility Improvement

Abandon Liftstation Wildlife Sanctuary	04-SEW-001	6				352,000		352,000
West Mississippi Park Sewer Service	08-SEW-002	6		170,000				170,000
Abandon Lift Station River Pines	08-SEW-004	6				45,000		45,000
Replace Cabinet at Lift Station 1	12-SEW-001	6	40,000					40,000
Fire Station 1 Sanitary Sewer Service	12-SEW-002	6	60,000					60,000
BUNKER/PUMA SEWER TRUNK EXT	14-SEW-001	6		500,000				500,000
Garnet Street Reconstruction	15-SEW-001	6	271,000					271,000
Sewer Utility Improvement Total			371,000	670,000		397,000		1,438,000

Site Acquisition

Acquire outlots "A" in Rivers Bluff and Reilly Est	06-ACQ-002	6				20,000		20,000
Site Acquisition for Water Treatment Plant	07-ACQ-004	6				1,000,000		1,000,000
Alpaca Estates Outlot	08-ACQ-002	6		35,000				35,000
Site Acquisition Total				35,000		1,020,000		1,055,000

Storm Water Utility Improvement

Annual Sediment Pond Cleaning	04-STRM-004	6	25,000	25,000	25,000	25,000	25,000	125,000
County Ditch #43 Cleaning	04-STRM-005	6		180,000				180,000
COR Bunker Lake Blvd (Armstrong to Ramsey Blvd)	04-STRM-011	6			560,000			560,000
West Mississippi Outlet	04-STRM-014	6				680,000		680,000
Whispering Pines Estates Plat 2 Storm Sewer	11-STM-003	6					330,000	330,000
Annual Drainage Enhancements	11-STRM-001	6	75,000	75,000	75,000	75,000	75,000	375,000
River Storm Water Discharge Treatment	11-STRM-002	6	75,000	75,000	75,000	75,000	75,000	375,000
Stormwater Drainage Improvements	12-STRM-001	6		380,000	30,000			410,000
Storm Sewer South of Bunker Lake Blvd	13-STRM-001	6	250,000					250,000
Garnet Street Reconstruction	15-STM-001	6	198,000					198,000
Reconstruction of Andrie Street/164th Avenue	15-STM-002	6		1,020,600				1,020,600
Reconstruction of Streets-Ford Brook Estates	15-STM-003	6					237,600	237,600
Alpine Drive Reconstruction	15-STM-004	6			60,700			60,700
Reconstruction Streets-Stanhope Terr & North Forty	15-STM-005	6				587,600		587,600
Storm Water Utility Improvement Total			623,000	1,755,600	825,700	1,442,600	742,600	5,389,500

Street Improvement

Annual Street Maintenance Program	04-STR-001	6	500,000	500,000	500,000	500,000	500,000	2,500,000
McKinley Street	04-STR-006	6					1,235,000	1,235,000
North Highway 10 Frontage Road	04-STR-007	6			3,000,000			3,000,000

Category	Project#	Priority	2015	2016	2017	2018	2019	Total
Zeolite Roadway Improvements	04-STR-012	6		400,000				400,000
COR Bunker Lake Blvd (Armstrong to Ramsey Blvd)	04-STR-014	6		3,500,000				3,500,000
Single Road Access Areas	06-STR-003	6	25,000	25,000	25,000	25,000	25,000	125,000
Veterans Drive Streetscape	08-STR-002	6				240,000		240,000
River Pines Lift Station Street Connection	08-STR-005	6				55,000		55,000
Bunker Lake Blvd Sunwood Drive Signal	12-STR-001	6		300,000				300,000
Bunker Lake Blvd Extension	12-STR-003	6		2,000,000				2,000,000
Garnet Street & 168th Ave Reconstruction	12-STR-005	6	1,036,000					1,036,000
Riverdale Drive Extension: Traprock to Ramsey Blvd	15-STR-001	6		725,000	725,000			1,450,000
Andrie Street/164th Lane Reconstruction	15-STR-002	6		2,100,100				2,100,100
Sunwood Drive Roundabout Landscaping	15-STR-003	6		20,000				20,000
Jarvis Street Reconstruction	15-STR-004	6	324,000	323,000	323,000			970,000
Overlay Projects-Bonded	15-STR-005	6	644,100	490,100	163,700	753,700	612,200	2,663,800
Reconstruction of Streets-Ford Brook Estates	15-STR-006	6					618,700	618,700
Alpine Drive Reconstruction	15-STR-007	6			711,600			711,600
Reconstruction Streets Stanhope Terr & North Forty	15-STR-008	6				1,351,800		1,351,800
Street Improvement Total			2,529,100	10,383,200	5,448,300	2,925,500	2,990,900	24,277,000

Street Light Utility Improvement

Priority D Street Lights	05-STLT-001	6	15,000	15,000	15,000	15,000	15,000	75,000
Street Light Utility Improvement Total			15,000	15,000	15,000	15,000	15,000	75,000

Water Utility Improvement

Complete Pump House 3	04-WTR-005	6		60,000				60,000
The COR Bunker Lake Blvd (Armstrong - Ramsey Blvd)	04-WTR-009	6		350,000				350,000
Water Treatment Plant Construction	04-WTR-017	6				9,786,010	9,786,010	19,572,020
Watermain Looping: (Ramsey Blvd to Traprock St.)	04-WTR-018	6		400,000				400,000
1.5 MG Ground Storage Reservoir	05-WTR-004	6			2,000,000			2,000,000
Well Rehabilitation & Pump Replacement	07-WTR-001	6	32,000	35,000	38,000	41,000	44,000	190,000
River Pines Lift Station Water Connection	08-WTR-003	6			20,000			20,000
Fire Station #1 Extension of Water	11-WTR-003	6	55,000					55,000
Watermain Sunfish Lk Blvd	12-WTR-001	6			450,000			450,000
REFURBISH WATER TOWER #2	14-WTR-001	6			1,300,000			1,300,000
REFURBISH WATER TOWER #1	14-WTR-002	6				1,300,000		1,300,000
BUNKER/PUMA WATER TRUNK EXT	14-WTR-003	6		700,000				700,000
Garnet Street Reconstruction	15-WTR-001	6	170,000					170,000
Water Utility Improvement Total			257,000	1,545,000	3,808,000	11,127,010	9,830,010	26,567,020

GRAND TOTAL


9,573,383 16,674,263 10,448,456 28,424,710 18,654,810 83,775,622

City of Ramsey, Minnesota
Capital Improvement Program
2015 thru 2019

DEPARTMENT SUMMARY

Department	2015	2016	2017	2018	2019	Total
Capital Impr Bonding Projects	4,000,000			10,000,000		14,000,000
Eqpt Replacement	525,156	683,463	321,456	1,407,600	855,000	3,792,675
Municipal Buildings	236,127		25,000		4,221,300	4,482,427
Park Improvements	1,017,000	1,587,000	5,000	90,000		2,699,000
Sewer Utility	371,000	670,000		397,000		1,438,000
Site Acquisitions		35,000		1,020,000		1,055,000
Stormwater Utility	623,000	1,755,600	825,700	1,442,600	742,600	5,389,500
Street Improvements	2,529,100	10,383,200	5,448,300	2,925,500	2,990,900	24,277,000
Street Light Utility	15,000	15,000	15,000	15,000	15,000	75,000
Water Utility	257,000	1,545,000	3,808,000	11,127,010	9,830,010	26,567,020
TOTAL	9,573,383	16,674,263	10,448,456	28,424,710	18,654,810	83,775,622

THIS PAGE INTENTIONALLY LEFT BLANK



CAPITAL IMPROVEMENT BONDING

THIS PAGE INTENTIONALLY LEFT BLANK

City of Ramsey, Minnesota
Capital Improvement Program
 2015 thru 2019

PROJECTS BY CATEGORY

Category	Project#	Priority	2015	2016	2017	2018	2019	Total
Capital Improvement Bonding Projects								
Public Works Campus Building Improvements	06-BLDG-001	6				10,000,000		10,000,000
Fire Station #2 Rebuild	10-BLDG-001	6	4,000,000					4,000,000
Capital Improvement Bonding Projects Total			4,000,000			10,000,000		14,000,000
GRAND TOTAL			4,000,000			10,000,000		14,000,000

Capital Improvement Program

2015 *thru* 2019

City of Ramsey, Minnesota

Project #	06-BLDG-001
Project Name	Public Works Campus Building Improvements



Type	Buildings	Department	Capital Impr Bonding Project
Useful Life	50 Years	Contact	
Category	Capital Improvement Bonding	Priority	6-Planned

Status Active

Total Project Cost: \$13,000,000

Description

This project contemplates acquisition of 25 acres for a new public works campus and construction of the first phase of buildings to serve the needs of the community. The 2006 salt storage building can be relocated to the site.

CIP Act Criteria:

1. Conditions of City Infrastructure and Need for the Project:
The present public works site is landlocked and current size cannot be expanded to meet expected future growth.
2. Demand for Improvement:
As described above, the site doesn't meet the needs of the future.
3. Costs of the Improvement:
Land : \$3,000,000
Building: \$8,000,000
4. Availability of Public Resources:
The project may be funded by a combination of general property tax levy and available resources on hand. In addition, the bonds would be secured by the City's full faith and credit.
5. Relative Costs and Benefits of Alternative Uses of the Funds:
There are no significant alternatives for funds designated for this project.
6. Operating Costs of the Proposed Investments:
There would be no operating costs for the first five years. The land will be held and developed as growth occurs.
7. Options for Shared Facilities with Other Cities or Local Government:
Not applicable; the site currently exists and is located next to current PW facility.
8. Level of Overlapping Debt:

Justification

The City population is projected to continue to grow. Staff has polled other municipalities that are currently the size of Ramsey's projected growth. This proposed area is the median size for a public works campus. The present campus is land locked and cannot be expanded to meet this median size. This project anticipates land acquisition and the start of a public works campus that can grow as the city grows.

Prior	Expenditures	2015	2016	2017	2018	2019	Total
3,000,000	Building Cost/Construction				10,000,000		10,000,000
Total	Total				10,000,000		10,000,000

Capital Improvement Program

2015 *thru* 2019

City of Ramsey, Minnesota

Project #	10-BLDG-001
Project Name	Fire Station #2 Rebuild



Type	Buildings	Department	Capital Impr Bonding Project
Useful Life	50 Years	Contact	
Category	Capital Improvement Bonding	Priority	6-Planned

Status Active

Total Project Cost: \$4,090,000

Description

This project encompasses the rebuilding of the current Fire Station #2. Planned location for new construction is along Alpine Dr. Project cost does not include demo of old city hall and police station.

CIP Act Criteria:


1. Conditions of City Infrastructure and Need for the Project: Currently the building has been scheduled for replacement due to the current condition not meeting the needs of a fire station. Also the current building and property are being actively marketed for demolition/rebuild for a willing buyer.
2. Demand for Improvement: Current facility has many issues including inadequate space, HVAC system needs, domestic water problems, etc. A 2.4 acre site adjacent to this property has been chosen as a replacement site.
3. Costs of the Improvement:
Land/Building/Construction: \$4,090,000
4. Availability of Public Resources: The project may be funded by a combination of general property tax levy and available resources on hand. In addition, the bonds would be secured by the City's full faith and credit.
5. Relative Costs and Benefits of Alternative Uses of the Funds: There are no significant alternatives for funds designated for this project.
6. Operating Costs of the Proposed Investments: Operating costs will be comparable or less than the current building largely due to heating/cooling systems being more efficient than the current site. Also, much smaller square footage will be involved with a new building versus heating and cooling the entire "old city hall".
7. Options for Shared Facilities with Other Cities or Local Government: Options for mutual use include a planned space for police patrol to use as a report writing location. Also, future may see ambulance service staging from this location.
8. Level of Overlapping Debt:

Justification

Too little space, unsafe condition in old fire station, on-going problems with HVAC systems, water problems in parts of building.

Prior	Expenditures	2015	2016	2017	2018	2019	Total
90,000	Building Cost/Construction	3,750,000					3,750,000
	Furnishings/Equipment	110,000					110,000
	Other	140,000					140,000
	Total	4,000,000					4,000,000

THIS PAGE INTENTIONALLY LEFT BLANK



EQUIPMENT REPLACEMENT

THIS PAGE INTENTIONALLY LEFT BLANK

City of Ramsey, Minnesota
Capital Improvement Program
 2015 thru 2019

PROJECTS BY CATEGORY

Category	Project#	Priority	2015	2016	2017	2018	2019	Total
Eqpt Replacement								
IT CH FIREWALL/SWITCHES	14-IT-001	6	7,000					7,000
IT PW-STR SWITCH REPLACEMENT	14-IT-002	6	5,000					5,000
IT PW-UTI SWITCH REPLACEMENT	14-IT-003	6	8,000					8,000
LASERFICHE UPGRADE	15-IT-001	6	9,000					9,000
Sidewalk Maintenance Machine	ADMIN-001	6	54,000					54,000
EQPT REPLACE-FORD TAURUS-403	ADMIN-403	6				13,500		13,500
EQPT REPLACE-2006 FORD TAURUS	ADMIN-404	6				13,500		13,500
EQPT REPLACE-2005 CHEVY COLORADO	BUILD-401	6				23,000		23,000
EQPT REPLACE-2006 FORD TAURUS	BUILD-405	6				35,000		35,000
EQPT REPLACE-RICOH-COPIER-3	COPY-BUILD	6	13,500					13,500
EQPT REPLACE-AFICO COPIER 2035	COPY-POLICE1	6	17,500					17,500
ELECTION EQUIPMENT	ELECT-001	6	5,850	5,850	5,850	5,850		23,400
EQPT REPLACE-TANKER #2	FIRE-501	6					300,000	300,000
EQPT REPLACE-GRASS TRUCK #1	FIRE-504	6			48,000			48,000
800 MHZ RADIO REPLACEMENTS	FIRE-551	6	56,900	56,900	56,900			170,700
EQPT REPLACE-RESCUE TRUCK #2	FIRE-559	6					100,000	100,000
EQPT REPLACE-RESCUE TRUCK #1	FIRE-564	6				80,000		80,000
DUTY OFFICER TRUCK	FIRE-567	6					30,000	30,000
REPLACEMENT OF EXTRICATION TOOLS	FIRE-568	6					30,000	30,000
FIRE CHIEF VEHICLE	FIRE-569	6				60,000		60,000
REPLACE ALL SCBA'S	FIRE-581	6				75,000	75,000	150,000
(1) SQUAD FOR 2015	POL-315	6	31,000					31,000
3 SQUADS FOR 2016	POL-316	6		98,000				98,000
3 SQUADS FOR 2017	POL-317	6			106,500			106,500
3 SQUADS FOR 2018 & 2019	POL-318	6				106,500	106,500	213,000
EQPT REPLACE-UNMARKED PD CAPTAIN CAR	POL-352	6					28,500	28,500
800 MHZ RADIO REPLACEMENT	POL-355	6	51,906	51,906	51,906			155,718
EQPT REPLACE-2006 CHEVY IMPALA	POL-364	6		25,500				25,500
EQPT REPLACE-2006 CHEVY IMPALA-PD CAPTAIN	POL-365	6			22,500			22,500
EQPT REPLACE-2007 CHEVY IMPALA	POL-375	6			23,000			23,000
REPLACEMENT OF 2004 ARTIC CATATV W/PLOW	POL-387	6	14,000					14,000
EQPT REPLACE-2001 RADAR TRAILER	POL-RDR	6	13,500					13,500
EQPT REPLACE-2004 MOBILE PRESSURE WASHER	PW-003	6					7,200	7,200
EQPT REPLACE-2004 PULL BEHIND PTO MOWER	PW-004	6				24,000		24,000
EQPT REPLACE-2006 TANDEM PLOW TRUCK	PW-009	6				175,000		175,000
EQPT REPLACE-ENGINEER VEHICLE 2	PW-402	6					28,000	28,000
EQPT REPLACE-2006 ENGINEER CAR	PW-407	6				35,000		35,000
EQPT REPLACE-1996 CASE LOADER W/PLOW & WING	PW-601	6	171,000					171,000

Category	Project#	Priority	2015	2016	2017	2018	2019	Total
EQPT REPLACE-1991 CHIPPER	PW-619	6					22,000	22,000
EQPT REPLACE-2001 JOHN DEERE MOWER	PW-635	6				25,000		25,000
EQPT REPLACE-2002 SNOWPLOW TRUCK	PW-636	6		185,000				185,000
EQPT REPLACE-2002 3/4 TON TRUCK 4x4 (WATER DEPT)	PW-637	6				47,250		47,250
EQPT REPLACE-ENGINEERING VEHICLE	PW-638	6	27,200					27,200
EQPT REPLACE-2003 FIELD MACHINE VEHICLE	PW-639	6	18,000					18,000
EQPT REPLACE-2003 1 TON TRUCK 4x4	PW-640	6		61,000				61,000
EQPT REPLACE-ELGIN SWEEPER (STORM WATER DEPT)	PW-642	6				180,000		180,000
EQPT REPLACE-2004 SNOWPLOW TRUCK	PW-644	6				194,000		194,000
EQPT REPLACE-2004 TOOL CAT	PW-645	6				54,000		54,000
EQPT REPLACE-2005 3/4 TON TRUCK 4x4 W/PLOW	PW-651	6				47,000		47,000
EQPT REPLACE-2005 UTILITY TRUCK	PW-652	6				50,000		50,000
EQPT REPLACE-3/4 TON 4x4 TRUCK	PW-653	6				43,000		43,000
EQPT REPLACE-2006 3/4 TON TRUCK 2x4	PW-654	6				22,000		22,000
EQPT REPLACE-SIDEWALK MAINTENANCE MACHINE	PW-655	6				99,000		99,000
SNOW PLOW TRUCK - SINGLE AXLE W/PLOW	PW-656	6		192,507				192,507
800 MHZ RADIO REPLACEMENT	PW-659	6	6,800	6,800	6,800			20,400
REPLACE #684 2014 EXMARK MOWER	PW-691	6					12,600	12,600
REPLACE 683 2014 EXMARK MOWER	PW-692	6					12,600	12,600
REPLACE 685 2014 EXMARK MOWER	PW-693	6					12,600	12,600
AUTOMATED FUEL TRACKING SYSTEM	PW-694	6	15,000					15,000
REPLACE 679 TORO WIDE AREA MOWER	PW-697	6					90,000	90,000
Eqpt Replacement Total			525,156	683,463	321,456	1,407,600	855,000	3,792,675
GRAND TOTAL			525,156	683,463	321,456	1,407,600	855,000	3,792,675

Capital Improvement Program

2015 *thru* 2019

City of Ramsey, Minnesota

Project #	14-IT-001
Project Name	IT CH FIREWALL/SWITCHES

Type	Eqpt Replacement	Department	Eqpt Replacement
Useful Life	3	Contact	
Category	Eqpt Replacement	Priority	6-Planned

Status Active

Total Project Cost: \$7,000

Description
Replacement of existing firewalls and data switches at municipal center.

Justification
Our firewall and data switches are in need of replacement. The equipment currently in place is over six years old and is approaching their expected useful life. Upgrading this equipment will improve the city's network infrastructure, allowing us to utilize faster speeds to increase productivity as well as safeguard us against unexpected failure from aging equipment.

Expenditures	2015	2016	2017	2018	2019	Total
Furnishings/Equipment	7,000					7,000
Total	7,000					7,000

Funding Sources	2015	2016	2017	2018	2019	Total
Capital Equipment Certificates	3,500					3,500
Equipment Revolving Fund	3,500					3,500
Total	7,000					7,000

Capital Improvement Program

2015 *thru* 2019

City of Ramsey, Minnesota

Project #	14-IT-002
Project Name	IT PW-STR SWITCH REPLACEMENT

Type	Eqpt Replacement	Department	Eqpt Replacement
Useful Life	3	Contact	
Category	Eqpt Replacement	Priority	6-Planned

Status Active

Total Project Cost: \$5,000

Description
Replacement of existing firewalls and data switches at public works facility

Justification
Our firewall and data switches are in need of replacement. The equipment currently in place is over six years old and is approaching their expected useful life. Upgrading this equipment will improve the city's network infrastructure, allowing us to utilize faster speeds to increase productivity as well as safeguard us against unexpected failure from aging equipment.

Expenditures	2015	2016	2017	2018	2019	Total
Furnishings/Equipment	5,000					5,000
Total	5,000					5,000

Funding Sources	2015	2016	2017	2018	2019	Total
Capital Equipment Certificates	2,500					2,500
Equipment Revolving Fund	2,500					2,500
Total	5,000					5,000

Capital Improvement Program

2015 *thru* 2019

City of Ramsey, Minnesota

Project #	14-IT-003
Project Name	IT PW-UTI SWITCH REPLACEMENT

Type	Eqpt Replacement	Department	Eqpt Replacement
Useful Life	3	Contact	
Category	Eqpt Replacement	Priority	6-Planned

Status Active

Total Project Cost: \$8,000

Description

Replacement of existing firewalls and data switches at MAIN public works facility

Justification

Our firewall and data switches are in need of replacement. The equipment currently in place is over six years old and is approaching their expected useful life. Upgrading this equipment will improve the city's network infrastructure, allowing us to utilize faster speeds to increase productivity as well as safeguard us against unexpected failure from aging equipment.

Expenditures	2015	2016	2017	2018	2019	Total
Furnishings/Equipment	8,000					8,000
Total	8,000					8,000

Funding Sources	2015	2016	2017	2018	2019	Total
Capital Equipment Certificates	4,000					4,000
Equipment Revolving Fund	4,000					4,000
Total	8,000					8,000

Capital Improvement Program

2015 *thru* 2019

City of Ramsey, Minnesota

Project #	15-IT-001
Project Name	LASERFICHE UPGRADE

Type	Eqpt Replacement	Department	Eqpt Replacement
Useful Life	5 Years	Contact	
Category	Eqpt Replacement	Priority	6-Planned

Status Active

Total Project Cost: \$9,000

Description

The purpose of this project is to upgrade to the latest version of Laserfiche which is the City's digital document management software. This software needs to be updated to fix several issues with the software and to take advantage of new features.

Justification

Currently, the software is old. There are many small issues that interfere with productivity. Also, individual configurations for each staff member are needed. These are timely and can lead to mistakes. New features are available with Laserfiche 9 - these include improved searched functions, automated workflow, and being able to drag-and-drop into Laserfiche.

Expenditures	2015	2016	2017	2018	2019	Total
Furnishings/Equipment	9,000					9,000
Total	9,000					9,000

Funding Sources	2015	2016	2017	2018	2019	Total
Capital Equipment Certificates	4,500					4,500
Equipment Revolving Fund	4,500					4,500
Total	9,000					9,000

Capital Improvement Program

2015 *thru* 2019

City of Ramsey, Minnesota

Project #	ADMIN-001
Project Name	Sidewalk Maintenance Machine

Type	Eqpt Replacement	Department	Eqpt Replacement
Useful Life	6	Contact	
Category	Eqpt Replacement	Priority	6-Planned

Status Active

Total Project Cost: \$54,000

Description

Replace Current Admin Sidewalk machine purchased used from Andover in 2007.

Justification

Expenditures	2015	2016	2017	2018	2019	Total
Furnishings/Equipment	54,000					54,000
Total	54,000					54,000

Funding Sources	2015	2016	2017	2018	2019	Total
Capital Equipment Certificates	27,000					27,000
Equipment Revolving Fund	27,000					27,000
Total	54,000					54,000

Capital Improvement Program

2015 *thru* 2019

City of Ramsey, Minnesota

Project #	ADMIN-403
Project Name	EQPT REPLACE-FORD TAURUS-403

Type	Eqpt Replacement	Department	Eqpt Replacement
Useful Life	5 Years	Contact	
Category	Eqpt Replacement	Priority	6-Planned

Status Active

Total Project Cost: \$13,500

Description
2005 FORD TAURUS \$11,268.25 Accum Depr: \$11,268.25 Asset # 2087

Justification

Expenditures	2015	2016	2017	2018	2019	Total
Furnishings/Equipment				13,500		13,500
Total				13,500		13,500

Funding Sources	2015	2016	2017	2018	2019	Total
Capital Equipment Certificates				6,750		6,750
Equipment Revolving Fund				6,750		6,750
Total				13,500		13,500

Capital Improvement Program

2015 *thru* 2019

City of Ramsey, Minnesota

Project #	ADMIN-404
Project Name	EQPT REPLACE-2006 FORD TAURUS

Type	Eqpt Replacement	Department	Eqpt Replacement
Useful Life	8	Contact	
Category	Eqpt Replacement	Priority	6-Planned

Status Active

Total Project Cost: \$13,500

Description

Asset # 2135

Justification

Expenditures	2015	2016	2017	2018	2019	Total
Furnishings/Equipment				13,500		13,500
Total				13,500		13,500

Funding Sources	2015	2016	2017	2018	2019	Total
Capital Equipment Certificates				6,750		6,750
Equipment Revolving Fund				6,750		6,750
Total				13,500		13,500

Capital Improvement Program

2015 *thru* 2019

City of Ramsey, Minnesota

Project #	BUILD-401
Project Name	EQPT REPLACE-2005 CHEVY COLORADO

Type	Eqpt Replacement	Department	Eqpt Replacement
Useful Life	7 Years	Contact	
Category	Eqpt Replacement	Priority	6-Planned

Status Active

Total Project Cost: \$23,000

Description
2005 CHEVY COLORADO Acquired: 4/14/05 \$25,105.07 Asset # 2076

Justification

Expenditures	2015	2016	2017	2018	2019	Total
Furnishings/Equipment				23,000		23,000
Total				23,000		23,000

Funding Sources	2015	2016	2017	2018	2019	Total
Capital Equipment Certificates				11,500		11,500
Equipment Revolving Fund				11,500		11,500
Total				23,000		23,000

Capital Improvement Program

2015 *thru* 2019

City of Ramsey, Minnesota

Project #	BUILD-405
Project Name	EQPT REPLACE-2006 FORD TAURUS

Type	Eqpt Replacement	Department	Eqpt Replacement
Useful Life	5 Years	Contact	
Category	Eqpt Replacement	Priority	6-Planned

Status Active

Total Project Cost: \$35,000

Description

STAFF IS RECOMMENDING REPLACING THIS UNIT WITH AN ELECTRIC VEHICLE.

Justification

Expenditures	2015	2016	2017	2018	2019	Total
Furnishings/Equipment				35,000		35,000
Total				35,000		35,000

Funding Sources	2015	2016	2017	2018	2019	Total
Capital Equipment Certificates				17,500		17,500
Equipment Revolving Fund				17,500		17,500
Total				35,000		35,000

Capital Improvement Program

2015 *thru* 2019

City of Ramsey, Minnesota

Project #	COPY-BUILD
Project Name	EQPT REPLACE-RICOH-COPIER-3

Type	Eqpt Replacement	Department	Eqpt Replacement
Useful Life	6	Contact	
Category	Eqpt Replacement	Priority	6-Planned

Status Active

Total Project Cost: \$13,500

Description

Date Acquired: 8/31/04 \$11,708.88
 Asset # 1989

Justification

Expenditures	2015	2016	2017	2018	2019	Total
Furnishings/Equipment	13,500					13,500
Total	13,500					13,500

Funding Sources	2015	2016	2017	2018	2019	Total
Capital Equipment Certificates	6,750					6,750
Equipment Revolving Fund	6,750					6,750
Total	13,500					13,500

Capital Improvement Program

2015 *thru* 2019

City of Ramsey, Minnesota

Project #	COPY-POLICE1
Project Name	EQPT REPLACE-AFICO COPIER 2035

Type	Eqpt Replacement	Department	Eqpt Replacement
Useful Life	12	Contact	
Category	Eqpt Replacement	Priority	6-Planned

Status Active

Total Project Cost: \$17,500

Description

Justification

Expenditures	2015	2016	2017	2018	2019	Total
Furnishings/Equipment	17,500					17,500
Total	17,500					17,500

Funding Sources	2015	2016	2017	2018	2019	Total
Capital Equipment Certificates	8,750					8,750
Equipment Revolving Fund	8,750					8,750
Total	17,500					17,500

Capital Improvement Program

2015 *thru* 2019

City of Ramsey, Minnesota

Project #	FIRE-501
Project Name	EQPT REPLACE-TANKER #2

Type	Eqpt Replacement	Department	Eqpt Replacement
Useful Life	20 Years	Contact	
Category	Eqpt Replacement	Priority	6-Planned

Status Active

Total Project Cost: \$300,000

Description

1994 Ford 3000 gallon tanker
 20 year life
 Date Acquired: 12/31/94

Justification

Vehicle purchased in 1994. Replacement will include a 750 gpm pump. (Original truck had no pump).

Expenditures	2015	2016	2017	2018	2019	Total
Furnishings/Equipment					300,000	300,000
Total					300,000	300,000
Funding Sources	2015	2016	2017	2018	2019	Total
Capital Equipment Certificates					150,000	150,000
Equipment Revolving Fund					150,000	150,000
Total					300,000	300,000

Capital Improvement Program

2015 *thru* 2019

City of Ramsey, Minnesota

Project #	FIRE-504
Project Name	EQPT REPLACE-GRASS TRUCK #1

Type	Eqpt Replacement	Department	Eqpt Replacement
Useful Life	20	Contact	
Category	Eqpt Replacement	Priority	6-Planned

Status Active

Total Project Cost: \$48,000

Description
1989 F250 4x4 Pumping unit may be able to be reused. Date Acquired: 12/8/88 \$14,385 Accum Dep: \$14,385 Asset # 1073

Justification

Expenditures	2015	2016	2017	2018	2019	Total
Furnishings/Equipment			48,000			48,000
Total			48,000			48,000

Funding Sources	2015	2016	2017	2018	2019	Total
Capital Equipment Certificates			24,000			24,000
Equipment Revolving Fund			24,000			24,000
Total			48,000			48,000

Capital Improvement Program

2015 *thru* 2019

City of Ramsey, Minnesota

Project #	FIRE-551
Project Name	800 MHZ RADIO REPLACEMENTS

Type	Eqpt Replacement	Department	Eqpt Replacement
Useful Life	10	Contact	
Category	Eqpt Replacement	Priority	6-Planned

Status Active

Total Project Cost: \$170,700

Description
10 MOBIL RADIOS AND 36 HANDHELD RADIOS TO REPLACE CURRENT EQUIPMENT

Justification
CURRENT RADIOS ARE 11 YEARS OLD AND WILL NO LONGER BE SUPPORTED BY VENDOR. OLD RADIOS WILL NOT BE COMPATIBLE WITH ALL FUNCTIONS OF THE NEW RADIO SYSTEM.

Expenditures	2015	2016	2017	2018	2019	Total
Furnishings/Equipment	56,900	56,900	56,900			170,700
Total	56,900	56,900	56,900			170,700

Funding Sources	2015	2016	2017	2018	2019	Total
Capital Equipment Certificates	28,450	28,450	28,450			85,350
Equipment Revolving Fund	28,450	28,450	28,450			85,350
Total	56,900	56,900	56,900			170,700

Capital Improvement Program

2015 *thru* 2019

City of Ramsey, Minnesota

Project #	FIRE-559
Project Name	EQPT REPLACE-RESCUE TRUCK #2

Type	Eqpt Replacement	Department	Eqpt Replacement
Useful Life	15	Contact	
Category	Eqpt Replacement	Priority	6-Planned

Status Active

Total Project Cost: \$100,000

Description

2004 Rescue truck. Truck carries no water or pump.
Date Acquired: 4/22/04

Justification

Expenditures	2015	2016	2017	2018	2019	Total
Furnishings/Equipment					100,000	100,000
Total					100,000	100,000

Funding Sources	2015	2016	2017	2018	2019	Total
Capital Equipment Certificates					50,000	50,000
Equipment Revolving Fund					50,000	50,000
Total					100,000	100,000

Capital Improvement Program

2015 *thru* 2019

City of Ramsey, Minnesota

Project #	FIRE-564
Project Name	EQPT REPLACE-RESCUE TRUCK #1

Type	Eqpt Replacement	Department	Eqpt Replacement
Useful Life	15	Contact	
Category	Eqpt Replacement	Priority	6-Planned

Status Active

Total Project Cost: \$80,000

Description
2000 Rescue truck. No carried water or pump. Useful life estimated at 15 years

Justification

Expenditures	2015	2016	2017	2018	2019	Total
Furnishings/Equipment				80,000		80,000
Total				80,000		80,000

Funding Sources	2015	2016	2017	2018	2019	Total
Capital Equipment Certificates				40,000		40,000
Equipment Revolving Fund				40,000		40,000
Total				80,000		80,000

Capital Improvement Program

2015 *thru* 2019

City of Ramsey, Minnesota

Project #	FIRE-567
Project Name	DUTY OFFICER TRUCK

Type	Equipment	Department	Eqpt Replacement
Useful Life	15	Contact	
Category	Eqpt Replacement	Priority	6-Planned

Status Active

Total Project Cost: \$30,000

Description
Replacement of 2004 Duty Officer Truck. Estimated useful life is 15 years.

Justification

Expenditures	2015	2016	2017	2018	2019	Total
Furnishings/Equipment					30,000	30,000
Total					30,000	30,000

Funding Sources	2015	2016	2017	2018	2019	Total
Capital Equipment Certificates					15,000	15,000
Equipment Revolving Fund					15,000	15,000
Total					30,000	30,000

Capital Improvement Program

2015 *thru* 2019

City of Ramsey, Minnesota

Project #	FIRE-568
Project Name	REPLACEMENT OF EXTRICATION TOOLS

Type	Equipment	Department	Eqpt Replacement
Useful Life	15	Contact	
Category	Eqpt Replacement	Priority	6-Planned

Status Active

Total Project Cost: \$30,000

Description

Replacement of Extrication Tools (Purchased in 2000)
 Estimated useful life is 15 years

Justification

Expenditures	2015	2016	2017	2018	2019	Total
Furnishings/Equipment					30,000	30,000
Total					30,000	30,000

Funding Sources	2015	2016	2017	2018	2019	Total
Capital Equipment Certificates					15,000	15,000
Equipment Revolving Fund					15,000	15,000
Total					30,000	30,000

Capital Improvement Program

2015 *thru* 2019

City of Ramsey, Minnesota

Project #	FIRE-569
Project Name	FIRE CHIEF VEHICLE

Type	Equipment	Department	Eqpt Replacement
Useful Life	10	Contact	
Category	Eqpt Replacement	Priority	6-Planned

Status Active

Total Project Cost: \$60,000

Description

Replacement of Fire Chief's 2007 Vehicle.

Estimated useful life is 10 years.

Justification

Expenditures	2015	2016	2017	2018	2019	Total
Furnishings/Equipment				60,000		60,000
Total				60,000		60,000

Funding Sources	2015	2016	2017	2018	2019	Total
Capital Equipment Certificates				30,000		30,000
Equipment Revolving Fund				30,000		30,000
Total				60,000		60,000

Capital Improvement Program

2015 *thru* 2019

City of Ramsey, Minnesota

Project #	FIRE-581
Project Name	REPLACE ALL SCBA'S

Type	Eqpt Replacement	Department	Eqpt Replacement
Useful Life	10	Contact	
Category	Eqpt Replacement	Priority	6-Planned

Status Active

Total Project Cost: \$225,000

Description
REPLACE 35 SCBA PACKS

Justification
CURRENT SCBA'S WERE PURCHASED IN 2004 AND WILL REQUIRE REPLACEMENT TO KEEP EQUIPMENT AT A SATISFACTORY LEVEL.

Expenditures	2015	2016	2017	2018	2019	Total	Future
Furnishings/Equipment				75,000	75,000	150,000	75,000
Total				75,000	75,000	150,000	Total

Funding Sources	2015	2016	2017	2018	2019	Total	Future
Capital Equipment Certificates				37,500	37,500	75,000	75,000
Equipment Revolving Fund				37,500	37,500	75,000	
Total				75,000	75,000	150,000	Total

Capital Improvement Program

2015 *thru* 2019

City of Ramsey, Minnesota

Project #	POL-315
Project Name	(1) SQUAD FOR 2015

Type	Eqpt Replacement	Department	Eqpt Replacement
Useful Life	2	Contact	
Category	Eqpt Replacement	Priority	6-Planned

Status Active

Total Project Cost: \$31,000

Description

Justification

Expenditures	2015	2016	2017	2018	2019	Total
Furnishings/Equipment	31,000					31,000
Total	31,000					31,000

Funding Sources	2015	2016	2017	2018	2019	Total
Capital Equipment Certificates	15,500					15,500
Equipment Revolving Fund	15,500					15,500
Total	31,000					31,000

Capital Improvement Program

2015 *thru* 2019

City of Ramsey, Minnesota

Project #	POL-316
Project Name	3 SQUADS FOR 2016

Type	Eqpt Replacement	Department	Eqpt Replacement
Useful Life	2	Contact	
Category	Eqpt Replacement	Priority	6-Planned

Status Active

Total Project Cost: \$98,000

Description

Justification

Expenditures	2015	2016	2017	2018	2019	Total
Furnishings/Equipment		98,000				98,000
Total		98,000				98,000

Funding Sources	2015	2016	2017	2018	2019	Total
Capital Equipment Certificates		49,000				49,000
Equipment Revolving Fund		49,000				49,000
Total		98,000				98,000

Capital Improvement Program

2015 *thru* 2019

City of Ramsey, Minnesota

Project #	POL-317
Project Name	3 SQUADS FOR 2017

Type	Eqpt Replacement	Department	Eqpt Replacement
Useful Life	2	Contact	
Category	Eqpt Replacement	Priority	6-Planned

Status Active

Total Project Cost: \$106,500

Description

Justification

Expenditures	2015	2016	2017	2018	2019	Total
Furnishings/Equipment			106,500			106,500
Total			106,500			106,500

Funding Sources	2015	2016	2017	2018	2019	Total
Capital Equipment Certificates			53,250			53,250
Equipment Revolving Fund			53,250			53,250
Total			106,500			106,500

Capital Improvement Program

2015 *thru* 2019

City of Ramsey, Minnesota

Project #	POL-318
Project Name	3 SQUADS FOR 2018 & 2019

Type	Eqpt Replacement	Department	Eqpt Replacement
Useful Life	2	Contact	
Category	Eqpt Replacement	Priority	6-Planned

Status Active

Total Project Cost: \$213,000

Description

Justification

Expenditures	2015	2016	2017	2018	2019	Total
Furnishings/Equipment				106,500	106,500	213,000
Total				106,500	106,500	213,000

Funding Sources	2015	2016	2017	2018	2019	Total
Capital Equipment Certificates				53,250	53,250	106,500
Equipment Revolving Fund				53,250	53,250	106,500
Total				106,500	106,500	213,000

Capital Improvement Program

2015 *thru* 2019

City of Ramsey, Minnesota

Project #	POL-352
Project Name	EQPT REPLACE-UNMARKED PD CAPTAIN CAR

Type	Eqpt Replacement	Department	Eqpt Replacement
Useful Life	8	Contact	
Category	Eqpt Replacement	Priority	6-Planned

Status Active

Total Project Cost: \$28,500

Description

Unmarked - RESERVED FOR POLICE DEPT CAPTAIN

Justification

Expenditures	2015	2016	2017	2018	2019	Total
Furnishings/Equipment					28,500	28,500
Total					28,500	28,500

Funding Sources	2015	2016	2017	2018	2019	Total
Capital Equipment Certificates					14,250	14,250
Equipment Revolving Fund					14,250	14,250
Total					28,500	28,500

Capital Improvement Program

2015 *thru* 2019

City of Ramsey, Minnesota

Project #	POL-355
Project Name	800 MHZ RADIO REPLACEMENT

Type	Eqpt Replacement	Department	Eqpt Replacement
Useful Life	10	Contact	
Category	Eqpt Replacement	Priority	6-Planned

Status Active

Total Project Cost: \$155,718

Description
800 MHZ RADIO REPLACEMENT

Justification
CURRENT RADIOS ARE 11 YEARS OLD AND WILL NO LONGER BE SUPPORTED BY VENDOR. OLD RADIOS WILL NOT BE COMPATIBLE WITH ALL FUNCTIONS OF THE NEW RADIO SYSTEM.

Expenditures	2015	2016	2017	2018	2019	Total
Furnishings/Equipment	51,906	51,906	51,906			155,718
Total	51,906	51,906	51,906			155,718

Funding Sources	2015	2016	2017	2018	2019	Total
Capital Equipment Certificates	25,953	25,953	25,953			77,859
Equipment Revolving Fund	25,953	25,953	25,953			77,859
Total	51,906	51,906	51,906			155,718

Capital Improvement Program

2015 *thru* 2019

City of Ramsey, Minnesota

Project #	POL-364
Project Name	EQPT REPLACE-2006 CHEVY IMPALA

Type	Eqpt Replacement	Department	Eqpt Replacement
Useful Life	8	Contact	
Category	Eqpt Replacement	Priority	6-Planned

Status Active

Total Project Cost: \$25,500

Description

UNMARKED - INVESTIGATOR

Justification

\$28,500 less trade in of \$3,000

Expenditures	2015	2016	2017	2018	2019	Total
Furnishings/Equipment		25,500				25,500
Total		25,500				25,500

Funding Sources	2015	2016	2017	2018	2019	Total
Capital Equipment Certificates		12,750				12,750
Equipment Revolving Fund		12,750				12,750
Total		25,500				25,500

Capital Improvement Program

2015 *thru* 2019

City of Ramsey, Minnesota

Project #	POL-365
Project Name	EQPT REPLACE-2006 CHEVY IMPALA-PD CAPTAIN

Type	Eqpt Replacement	Department	Eqpt Replacement
Useful Life	8	Contact	
Category	Eqpt Replacement	Priority	6-Planned

Status Active

Total Project Cost: \$22,500

Description

UNMARKED - PD CAPTAIN

Justification

\$25,000 less \$2,500 trade in

Expenditures	2015	2016	2017	2018	2019	Total
Furnishings/Equipment			22,500			22,500
Total			22,500			22,500

Funding Sources	2015	2016	2017	2018	2019	Total
Capital Equipment Certificates			11,250			11,250
Equipment Revolving Fund			11,250			11,250
Total			22,500			22,500

Capital Improvement Program

2015 *thru* 2019

City of Ramsey, Minnesota

Project #	POL-375
Project Name	EQPT REPLACE-2007 CHEVY IMPALA

Type	Eqpt Replacement	Department	Eqpt Replacement
Useful Life	8	Contact	
Category	Eqpt Replacement	Priority	6-Planned

Status Active

Total Project Cost: \$23,000

Description
Replacement of 2007 Chevy Impala utilized by Investigator (unmarked)

Justification
\$26,000 less \$3,000 trade in

Expenditures	2015	2016	2017	2018	2019	Total
Furnishings/Equipment			23,000			23,000
Total			23,000			23,000

Funding Sources	2015	2016	2017	2018	2019	Total
Capital Equipment Certificates			11,500			11,500
Equipment Revolving Fund			11,500			11,500
Total			23,000			23,000

Capital Improvement Program

2015 *thru* 2019

City of Ramsey, Minnesota

Project #	POL-387
Project Name	REPLACEMENT OF 2004 ARTIC CATATV W/PLOW

Type	Eqpt Replacement	Department	Eqpt Replacement
Useful Life	5 Years	Contact	
Category	Eqpt Replacement	Priority	6-Planned

Status Active

Total Project Cost: \$14,000

Description
REPLACEMENT OF 2004 ARTIC CAT ALL TERRAIN VEHICLE. WILL BE USED TO PLOW MUNICIPAL CENTER AS WELL.

Justification
\$16,000 less \$2,000 trade in

Expenditures	2015	2016	2017	2018	2019	Total
Furnishings/Equipment	14,000					14,000
Total	14,000					14,000

Funding Sources	2015	2016	2017	2018	2019	Total
Capital Equipment Certificates	7,000					7,000
Equipment Revolving Fund	7,000					7,000
Total	14,000					14,000

Capital Improvement Program

2015 *thru* 2019

City of Ramsey, Minnesota

Project #	POL-RDR
Project Name	EQPT REPLACE-2001 RADAR TRAILER

Type	Eqpt Replacement	Department	Eqpt Replacement
Useful Life	15	Contact	
Category	Eqpt Replacement	Priority	6-Planned

Status Active

Total Project Cost: \$13,500

Description
Replacement of 2001 Custom Signal Radar Trailer with computer. Cost \$12,934.43 Asset #: 1059

Justification
Needed for reducing speeding complaints, public education, recorded documentation for roadway traffic studies for Engineering and Police Depts. \$15,000 less \$1,500 trade in

Expenditures	2015	2016	2017	2018	2019	Total
Furnishings/Equipment	13,500					13,500
Total	13,500					13,500

Funding Sources	2015	2016	2017	2018	2019	Total
Capital Equipment Certificates	6,750					6,750
Equipment Revolving Fund	6,750					6,750
Total	13,500					13,500

Capital Improvement Program

2015 *thru* 2019

City of Ramsey, Minnesota

Project #	PW-003
Project Name	EQPT REPLACE-2004 MOBILE PRESSURE WASHER

Type	Eqpt Replacement	Department	Eqpt Replacement
Useful Life	15	Contact	
Category	Eqpt Replacement	Priority	6-Planned

Status Active

Total Project Cost: \$7,200

Description

DATE ACQUIRED: 2/3/04

Justification

Expenditures	2015	2016	2017	2018	2019	Total
Furnishings/Equipment					7,200	7,200
Total					7,200	7,200

Funding Sources	2015	2016	2017	2018	2019	Total
Capital Equipment Certificates					3,600	3,600
Equipment Revolving Fund					3,600	3,600
Total					7,200	7,200

Capital Improvement Program

2015 *thru* 2019

City of Ramsey, Minnesota

Project #	PW-004
Project Name	EQPT REPLACE-2004 PULL BEHIND PTO MOWER

Type	Eqpt Replacement	Department	Eqpt Replacement
Useful Life	10	Contact	
Category	Eqpt Replacement	Priority	6-Planned

Status Active

Total Project Cost: \$24,000

Description
Landpride Flex Mower
Cost: \$10,873.71 Accum Dep: \$7,611.30
DATE ACQUIRED: 3/30/04
Asset#: 2002

Justification

Expenditures	2015	2016	2017	2018	2019	Total
Furnishings/Equipment				24,000		24,000
Total				24,000		24,000

Funding Sources	2015	2016	2017	2018	2019	Total
Capital Equipment Certificates				12,000		12,000
Equipment Revolving Fund				12,000		12,000
Total				24,000		24,000

Capital Improvement Program

2015 *thru* 2019

City of Ramsey, Minnesota

Project #	PW-009
Project Name	EQPT REPLACE-2006 TANDEM PLOW TRUCK

Type	Eqpt Replacement	Department	Eqpt Replacement
Useful Life	12	Contact	
Category	Eqpt Replacement	Priority	6-Planned

Status Active

Total Project Cost: \$175,000

Description

Justification

Expenditures	2015	2016	2017	2018	2019	Total
Furnishings/Equipment				175,000		175,000
Total				175,000		175,000

Funding Sources	2015	2016	2017	2018	2019	Total
Capital Equipment Certificates				87,500		87,500
Equipment Revolving Fund				87,500		87,500
Total				175,000		175,000

Capital Improvement Program

2015 *thru* 2019

City of Ramsey, Minnesota

Project #	PW-402
Project Name	EQPT REPLACE-ENGINEER VEHICLE 2

Type	Eqpt Replacement	Department	Eqpt Replacement
Useful Life	10	Contact	
Category	Eqpt Replacement	Priority	6-Planned

Status Active

Total Project Cost: \$28,000

Description

DATE ACQUIRED: 8/19/05

Justification

Expenditures	2015	2016	2017	2018	2019	Total
Furnishings/Equipment					28,000	28,000
Total					28,000	28,000

Funding Sources	2015	2016	2017	2018	2019	Total
Capital Equipment Certificates					14,000	14,000
Equipment Revolving Fund					14,000	14,000
Total					28,000	28,000

Capital Improvement Program

2015 *thru* 2019

City of Ramsey, Minnesota

Project #	PW-407
Project Name	EQPT REPLACE-2006 ENGINEER CAR

Type	Eqpt Replacement	Department	Eqpt Replacement
Useful Life	7 Years	Contact	
Category	Eqpt Replacement	Priority	6-Planned

Status Active

Total Project Cost: \$35,000

Description

Justification

Expenditures	2015	2016	2017	2018	2019	Total
Furnishings/Equipment				35,000		35,000
Total				35,000		35,000

Funding Sources	2015	2016	2017	2018	2019	Total
Capital Equipment Certificates				17,500		17,500
Equipment Revolving Fund				17,500		17,500
Total				35,000		35,000

Capital Improvement Program

2015 *thru* 2019

City of Ramsey, Minnesota

Project # PW-601
Project Name EQPT REPLACE-1996 CASE LOADER W/PLOW & WING

Type Eqpt Replacement **Department** Eqpt Replacement
Useful Life 20 Years **Contact**
Category Eqpt Replacement **Priority** 6-Planned

Status Active

Total Project Cost: \$171,000

Description

DATE ACQUIRED; 6/26/96

Justification

Loader broke down in December 2014
 \$186,000 less \$15,000 trade in

Expenditures	2015	2016	2017	2018	2019	Total
Furnishings/Equipment	171,000					171,000
Total	171,000					171,000

Funding Sources	2015	2016	2017	2018	2019	Total
Capital Equipment Certificates	85,500					85,500
Equipment Revolving Fund	85,500					85,500
Total	171,000					171,000

Capital Improvement Program

2015 *thru* 2019

City of Ramsey, Minnesota

Project #	PW-619
Project Name	EQPT REPLACE-1991 CHIPPER

Type	Eqpt Replacement	Department	Eqpt Replacement
Useful Life	20 Years	Contact	
Category	Eqpt Replacement	Priority	6-Planned

Status Active

Total Project Cost: \$22,000

Description
1991 Brush Bandit
DATE ACQUIRED: 10/31/91 Cost\$14,800 Accum Dep: \$14,800
Asset #: 1130

Justification

Expenditures	2015	2016	2017	2018	2019	Total
Furnishings/Equipment					22,000	22,000
Total					22,000	22,000

Funding Sources	2015	2016	2017	2018	2019	Total
Capital Equipment Certificates					11,000	11,000
Equipment Revolving Fund					11,000	11,000
Total					22,000	22,000

Capital Improvement Program

2015 *thru* 2019

City of Ramsey, Minnesota

Project #	PW-635
Project Name	EQPT REPLACE-2001 JOHN DEERE MOWER

Type	Eqpt Replacement	Department	Eqpt Replacement
Useful Life	8	Contact	
Category	Eqpt Replacement	Priority	6-Planned

Status Active

Total Project Cost: \$25,000

Description
John Deere 72" Mower
Cost: \$12,013.42
DATE ACQUIRED: 7/25/01
Asset #: 1181

Justification

Expenditures	2015	2016	2017	2018	2019	Total
Furnishings/Equipment				25,000		25,000
Total				25,000		25,000

Funding Sources	2015	2016	2017	2018	2019	Total
Capital Equipment Certificates				12,500		12,500
Equipment Revolving Fund				12,500		12,500
Total				25,000		25,000

Capital Improvement Program

2015 *thru* 2019

City of Ramsey, Minnesota

Project #	PW-636
Project Name	EQPT REPLACE-2002 SNOWPLOW TRUCK

Type	Eqpt Replacement	Department	Eqpt Replacement
Useful Life	12	Contact	
Category	Eqpt Replacement	Priority	6-Planned

Status Active

Total Project Cost: \$185,000

Description
DATE ACQUIRED: 7/30/02 Truck & Plow: \$95,375,.43
Asset #: 1151

Justification
\$195,000 less \$10,000 trade ub

Expenditures	2015	2016	2017	2018	2019	Total
Furnishings/Equipment		185,000				185,000
Total		185,000				185,000

Funding Sources	2015	2016	2017	2018	2019	Total
Capital Equipment Certificates		92,500				92,500
Equipment Revolving Fund		92,500				92,500
Total		185,000				185,000

Capital Improvement Program

2015 *thru* 2019

City of Ramsey, Minnesota

Project # PW-637
Project Name EQPT REPLACE-2002 3/4 TON TRUCK 4x4 (WATER DEP)

Type Eqpt Replacement **Department** Eqpt Replacement
Useful Life 10 **Contact**
Category Eqpt Replacement **Priority** 6-Planned

Status Active

Total Project Cost: \$47,250

Description
 DATE ACQUIRED: 5/2/02: 2002 Chev Silverado \$27,808.20
 Asset #: 1152

Justification

Expenditures	2015	2016	2017	2018	2019	Total
Furnishings/Equipment				47,250		47,250
Total				47,250		47,250

Funding Sources	2015	2016	2017	2018	2019	Total
Water Utility Fund				47,250		47,250
Total				47,250		47,250

Capital Improvement Program

2015 *thru* 2019

City of Ramsey, Minnesota

Project #	PW-638
Project Name	EQPT REPLACE-ENGINEERING VEHICLE

Type	Eqpt Replacement	Department	Eqpt Replacement
Useful Life	10	Contact	
Category	Eqpt Replacement	Priority	6-Planned

Status Active

Total Project Cost: \$27,200

Description
DATE ACQUIRED: 5/28/03 2003 Chev Silverado: \$23,205.79
Asset #: 1119

Justification
\$35,000 less \$7,800 trade in

Expenditures	2015	2016	2017	2018	2019	Total
Furnishings/Equipment	27,200					27,200
Total	27,200					27,200

Funding Sources	2015	2016	2017	2018	2019	Total
Capital Equipment Certificates	13,600					13,600
Equipment Revolving Fund	13,600					13,600
Total	27,200					27,200

Capital Improvement Program

2015 *thru* 2019

City of Ramsey, Minnesota

Project # PW-639
Project Name EQPT REPLACE-2003 FIELD MACHINE VEHICLE

Type Eqpt Replacement **Department** Eqpt Replacement
Useful Life 8 **Contact**
Category Eqpt Replacement **Priority** 6-Planned



Status Active

Total Project Cost: \$18,000

Description

DATE ACQUIRED: 7/8/03 Mule 3000 \$11,441.30

Asset #: 1185

Justification

Expenditures	2015	2016	2017	2018	2019	Total
Furnishings/Equipment	18,000					18,000
Total	18,000					18,000

Funding Sources	2015	2016	2017	2018	2019	Total
Capital Equipment Certificates	9,000					9,000
Equipment Revolving Fund	9,000					9,000
Total	18,000					18,000

Capital Improvement Program

2015 *thru* 2019

City of Ramsey, Minnesota

Project #	PW-640
Project Name	EQPT REPLACE-2003 1 TON TRUCK 4x4

Type	Eqpt Replacement	Department	Eqpt Replacement
Useful Life	10	Contact	
Category	Eqpt Replacement	Priority	6-Planned

Status Active

Total Project Cost: \$61,000

Description
DATE ACQUIRED: 6/30/03 2003 Ford 350 W/Plow: \$47,388.66
Asset #: 1153

Justification

Expenditures	2015	2016	2017	2018	2019	Total
Furnishings/Equipment		61,000				61,000
Total		61,000				61,000

Funding Sources	2015	2016	2017	2018	2019	Total
Capital Equipment Certificates		30,500				30,500
Equipment Revolving Fund		30,500				30,500
Total		61,000				61,000

Capital Improvement Program

2015 *thru* 2019

City of Ramsey, Minnesota

Project #	PW-642
Project Name	EQPT REPLACE-ELGIN SWEEPER (STORM WATER DE

Type	Eqpt Replacement	Department	Eqpt Replacement
Useful Life	12	Contact	
Category	Eqpt Replacement	Priority	6-Planned

Status Active

Total Project Cost: \$180,000

Description

DATE ACQUIRED: 1/20/04

Justification

Expenditures	2015	2016	2017	2018	2019	Total
Furnishings/Equipment				180,000		180,000
Total				180,000		180,000

Funding Sources	2015	2016	2017	2018	2019	Total
Storm Water Utility Fund				180,000		180,000
Total				180,000		180,000

Capital Improvement Program

2015 *thru* 2019

City of Ramsey, Minnesota

Project #	PW-644
Project Name	EQPT REPLACE-2004 SNOWPLOW TRUCK

Type	Eqpt Replacement	Department	Eqpt Replacement
Useful Life	10	Contact	
Category	Eqpt Replacement	Priority	6-Planned

Status Active

Total Project Cost: \$194,000

Description

DATE ACQUIRED: 3/24/04

Justification

Expenditures	2015	2016	2017	2018	2019	Total
Furnishings/Equipment				194,000		194,000
Total				194,000		194,000

Funding Sources	2015	2016	2017	2018	2019	Total
Capital Equipment Certificates				97,000		97,000
Equipment Revolving Fund				97,000		97,000
Total				194,000		194,000

Capital Improvement Program

2015 *thru* 2019

City of Ramsey, Minnesota

Project #	PW-645
Project Name	EQPT REPLACE-2004 TOOL CAT

Type	Eqpt Replacement	Department	Eqpt Replacement
Useful Life	10	Contact	
Category	Eqpt Replacement	Priority	6-Planned

Status Active

Total Project Cost: \$54,000

Description
DATE ACQUIRED: 4/6/04: Bobcat Tool Sidewalk Machine: \$42,057.96
Asset #: 2003

Justification

Expenditures	2015	2016	2017	2018	2019	Total
Furnishings/Equipment				54,000		54,000
Total				54,000		54,000

Funding Sources	2015	2016	2017	2018	2019	Total
Capital Equipment Certificates				27,000		27,000
Equipment Revolving Fund				27,000		27,000
Total				54,000		54,000

Capital Improvement Program

2015 *thru* 2019

City of Ramsey, Minnesota

Project #	PW-651
Project Name	EQPT REPLACE-2005 3/4 TON TRUCK 4x4 W/PLOW

Type	Eqpt Replacement	Department	Eqpt Replacement
Useful Life	10	Contact	
Category	Eqpt Replacement	Priority	6-Planned

Status Active

Total Project Cost: \$47,000

Description
DATE ACQUIRED: 4/19/05 2005 CHEVROLET SILVERADO: \$34,261
Asset #: 2014

Justification

Expenditures	2015	2016	2017	2018	2019	Total
Furnishings/Equipment				47,000		47,000
Total				47,000		47,000

Funding Sources	2015	2016	2017	2018	2019	Total
Capital Equipment Certificates				23,500		23,500
Equipment Revolving Fund				23,500		23,500
Total				47,000		47,000

Capital Improvement Program

2015 *thru* 2019

City of Ramsey, Minnesota

Project #	PW-652
Project Name	EQPT REPLACE-2005 UTILITY TRUCK

Type	Eqpt Replacement	Department	Eqpt Replacement
Useful Life	10	Contact	
Category	Eqpt Replacement	Priority	6-Planned

Status Active

Total Project Cost: \$50,000

Description

Justification

Expenditures	2015	2016	2017	2018	2019	Total
Furnishings/Equipment				50,000		50,000
Total				50,000		50,000

Funding Sources	2015	2016	2017	2018	2019	Total
Sewer Utility Fund				25,000		25,000
Water Utility Fund				25,000		25,000
Total				50,000		50,000

Capital Improvement Program

2015 *thru* 2019

City of Ramsey, Minnesota

Project #	PW-653
Project Name	EQPT REPLACE-3/4 TON 4x4 TRUCK

Type	Eqpt Replacement	Department	Eqpt Replacement
Useful Life	10	Contact	
Category	Eqpt Replacement	Priority	6-Planned

Status Active

Total Project Cost: \$43,000

Description

Justification

Expenditures	2015	2016	2017	2018	2019	Total
Furnishings/Equipment				43,000		43,000
Total				43,000		43,000

Funding Sources	2015	2016	2017	2018	2019	Total
Capital Equipment Certificates				21,500		21,500
Equipment Revolving Fund				21,500		21,500
Total				43,000		43,000

Capital Improvement Program

2015 *thru* 2019

City of Ramsey, Minnesota

Project #	PW-654
Project Name	EQPT REPLACE-2006 3/4 TON TRUCK 2x4

Type	Eqpt Replacement	Department	Eqpt Replacement
Useful Life	10	Contact	
Category	Eqpt Replacement	Priority	6-Planned

Status Active

Total Project Cost: \$22,000

Description

Justification

Expenditures	2015	2016	2017	2018	2019	Total
Furnishings/Equipment				22,000		22,000
Total				22,000		22,000

Funding Sources	2015	2016	2017	2018	2019	Total
Capital Equipment Certificates				11,000		11,000
Equipment Revolving Fund				11,000		11,000
Total				22,000		22,000

Capital Improvement Program

2015 *thru* 2019

City of Ramsey, Minnesota

Project # PW-655
Project Name EQPT REPLACE-SIDEWALK MAINTENANCE MACHINE

Type Eqpt Replacement **Department** Eqpt Replacement
Useful Life 10 **Contact**
Category Eqpt Replacement **Priority** 6-Planned

Status Active

Total Project Cost: \$99,000

Description

Justification

Expenditures	2015	2016	2017	2018	2019	Total
Furnishings/Equipment				99,000		99,000
Total				99,000		99,000

Funding Sources	2015	2016	2017	2018	2019	Total
Capital Equipment Certificates				49,500		49,500
Equipment Revolving Fund				49,500		49,500
Total				99,000		99,000

Capital Improvement Program

2015 *thru* 2019

City of Ramsey, Minnesota

Project #	PW-656
Project Name	SNOW PLOW TRUCK - SINGLE AXLE W/PLOW

Type	Eqpt Replacement	Department	Eqpt Replacement
Useful Life	12	Contact	
Category	Eqpt Replacement	Priority	6-Planned

Status Active

Total Project Cost: \$192,507

Description

Purchase new snowplow truck with plow.

Justification

As part of the strategic planning imitative, the city is working towards decreasing plow times overall during snow events. Adding a new truck to the fleet will allow faster snow removal.

Expenditures	2015	2016	2017	2018	2019	Total
Furnishings/Equipment		192,507				192,507
Total		192,507				192,507

Funding Sources	2015	2016	2017	2018	2019	Total
Capital Equipment Certificates		96,254				96,254
Equipment Revolving Fund		96,253				96,253
Total		192,507				192,507

Capital Improvement Program

2015 *thru* 2019

City of Ramsey, Minnesota

Project #	PW-659
Project Name	800 MHZ RADIO REPLACEMENT

Type	Eqpt Replacement	Department	Eqpt Replacement
Useful Life	10	Contact	
Category	Eqpt Replacement	Priority	6-Planned

Status Active

Total Project Cost: \$20,400

Description
800 MHZ RADIO REPLACEMENT

Justification
CURRENT RADIOS ARE 11 YEARS OLD AND WILL NO LONGER BE SUPPORTED BY VENDOR. OLD RADIOS WILL NOT BE COMPATIBLE WITH ALL FUNCTIONS OF THE NEW RADIO SYSTEM.

Expenditures	2015	2016	2017	2018	2019	Total
Furnishings/Equipment	6,800	6,800	6,800			20,400
Total	6,800	6,800	6,800			20,400

Funding Sources	2015	2016	2017	2018	2019	Total
Capital Equipment Certificates	2,550	2,550	2,550			7,650
Equipment Revolving Fund	2,550	2,550	2,550			7,650
Water Utility Fund	1,700	1,700	1,700			5,100
Total	6,800	6,800	6,800			20,400

Capital Improvement Program

2015 *thru* 2019

City of Ramsey, Minnesota

Project #	PW-691
Project Name	REPLACE #684 2014 EXMARK MOWER

Type	Eqpt Replacement	Department	Eqpt Replacement
Useful Life	5 Years	Contact	
Category	Eqpt Replacement	Priority	6-Planned

Status Active

Total Project Cost: \$12,600

Description

Replace 2014 Exmark mower unit 684

Justification

This is a primary mower which is on a 5 year trade-in rotation for dependability and trade-in value.

Expenditures	2015	2016	2017	2018	2019	Total
Furnishings/Equipment					12,600	12,600
Total					12,600	12,600

Funding Sources	2015	2016	2017	2018	2019	Total
Capital Equipment Certificates					6,300	6,300
Equipment Revolving Fund					6,300	6,300
Total					12,600	12,600

Capital Improvement Program

2015 *thru* 2019

City of Ramsey, Minnesota

Project #	PW-692
Project Name	REPLACE 683 2014 EXMARK MOWER

Type	Eqpt Replacement	Department	Eqpt Replacement
Useful Life	5 Years	Contact	
Category	Eqpt Replacement	Priority	6-Planned

Status Active

Total Project Cost: \$12,600

Description

Replace 2014 Exmark mower unit 683

Justification

This is a primary mower which is on a 5 year trade-in rotation for dependability and trade-in value.

Expenditures	2015	2016	2017	2018	2019	Total
Furnishings/Equipment					12,600	12,600
Total					12,600	12,600
Funding Sources	2015	2016	2017	2018	2019	Total
Capital Equipment Certificates					6,300	6,300
Equipment Revolving Fund					6,300	6,300
Total					12,600	12,600

Capital Improvement Program

2015 *thru* 2019

City of Ramsey, Minnesota

Project #	PW-693
Project Name	REPLACE 685 2014 EXMARK MOWER

Type	Eqpt Replacement	Department	Eqpt Replacement
Useful Life	5 Years	Contact	
Category	Eqpt Replacement	Priority	6-Planned

Status Active

Total Project Cost: \$12,600

Description

Replace 2014 Exmark mower unit 685

Justification

This is a primary mower which is on a 5 year trade-in rotation for dependability and trade-in value.

Expenditures	2015	2016	2017	2018	2019	Total
Furnishings/Equipment					12,600	12,600
Total					12,600	12,600

Funding Sources	2015	2016	2017	2018	2019	Total
Capital Equipment Certificates					6,300	6,300
Equipment Revolving Fund					6,300	6,300
Total					12,600	12,600

Capital Improvement Program

2015 *thru* 2019

City of Ramsey, Minnesota

Project #	PW-694
Project Name	AUTOMATED FUEL TRACKING SYSTEM

Type	Eqpt Replacement	Department	Eqpt Replacement
Useful Life	10	Contact	
Category	Eqpt Replacement	Priority	6-Planned

Status Active

Total Project Cost: \$15,000

Description
AUTOMATED FUEL TRACKING SYSTEM FOR PUBLIC WORKS VEHICLES AND EQUIPMENT

Justification
EQUIPMENT WOULD REPLACE CURRENT METHOD OF TRACKING FUEL OF COMPLETING FUEL SLIPS. NEW EQUIPMENT WILL AUTOMATE THE PROCESS AND HAVE A USER-FRIENDLY INTERFACE THAT WILL PRODUCE MONTHLY REPORTS FOR ACCOUNTING PURPOSES.

Expenditures	2015	2016	2017	2018	2019	Total
Furnishings/Equipment	15,000					15,000
Total	15,000					15,000

Funding Sources	2015	2016	2017	2018	2019	Total
Capital Equipment Certificates	7,500					7,500
Equipment Revolving Fund	7,500					7,500
Total	15,000					15,000

Capital Improvement Program

2015 *thru* 2019

City of Ramsey, Minnesota

Project #	PW-697
Project Name	REPLACE 679 TORO WIDE AREA MOWER

Type	Eqpt Replacement	Department	Eqpt Replacement
Useful Life	7 Years	Contact	
Category	Eqpt Replacement	Priority	6-Planned

Status Active


Total Project Cost: \$90,000

Description
REPLACE 679 TORO WIDE AREA MOWER

Justification
THIS UNIT IS TRADED OUT ON A 7 YEAR ROTATION FOR INCREASED DEPENDABILITY AND TRADE-IN VALUE.

Expenditures	2015	2016	2017	2018	2019	Total
Furnishings/Equipment					90,000	90,000
Total					90,000	90,000

Funding Sources	2015	2016	2017	2018	2019	Total
Capital Equipment Certificates					45,000	45,000
Equipment Revolving Fund					45,000	45,000
Total					90,000	90,000



MUNICIPAL BUILDING

THIS PAGE INTENTIONALLY LEFT BLANK

City of Ramsey, Minnesota
Capital Improvement Program
 2015 thru 2019

PROJECTS BY CATEGORY

Category	Project#	Priority	2015	2016	2017	2018	2019	Total
Municipal Building								
Community Center Construction	04-BLDG-002	6					4,000,000	4,000,000
Old Town Hall Restoration	08-BLDG-005	6					221,300	221,300
Sprinkler System @ Fire Station #1	10-BLDG-004	6			25,000			25,000
Parking Ramp Storage Room	14-BLDG-002	6	236,127					236,127
Municipal Building Total			236,127		25,000		4,221,300	4,482,427
GRAND TOTAL			236,127		25,000		4,221,300	4,482,427

Capital Improvement Program

2015 *thru* 2019

City of Ramsey, Minnesota

Project #	04-BLDG-002
Project Name	Community Center Construction



Type	Buildings	Department	Municipal Buildings
Useful Life	50 Years	Contact	Unassigned
Category	Municipal Building	Priority	6-Planned

Status Active

Total Project Cost: \$4,000,000

Description

The Community Center would include recreational areas such as a swimming pool, gym, etc. It would also include meeting rooms for various organizations to hold banquets, monthly meetings, etc.

Justification

Per public consensus, the need for a Community Center is a justified expenditure of public financing. Currently, Ramsey residents must leave the City limits and drive a considerable distance to get to such a facility.

Expenditures	2015	2016	2017	2018	2019	Total
Building Cost/Construction					4,000,000	4,000,000
Total					4,000,000	4,000,000
Funding Sources	2015	2016	2017	2018	2019	Total
GO Bonding (Referendum)					4,000,000	4,000,000
Total					4,000,000	4,000,000

Capital Improvement Program

2015 *thru* 2019

City of Ramsey, Minnesota

Project # 08-BLDG-005
Project Name Old Town Hall Restoration



Type Improvement **Department** Municipal Buildings
Useful Life 25 **Contact**
Category Municipal Building **Priority** 6-Planned

Status Active

Total Project Cost: \$221,300

Description
Old Town Hall Restoration:
Option 1: Move Historic Town Hall to the Northstar Rail Station Site
\$125,000 Const Cost (moving and Stabilization)
\$ 50,000 Site/foundation
\$ 20,000 furnishing/equip

\$195,000
Option 2: Improve private access street to public standard.
\$125,000 Const Cost
\$ 20,000 ROW
\$ 56,300 Road Construction
\$ 20,000 Furn/equip

\$221,300

Justification
Historic Town Hall is a city facility that is in need of restoration completion. Options include moving it from the site to the COR to serve as a library kiosk, trailhead, and potentially house restrooms.

Expenditures	2015	2016	2017	2018	2019	Total
Building Cost/Construction					125,000	125,000
Improvements Other than Building Cost					76,300	76,300
Furnishings/Equipment					20,000	20,000
Total					221,300	221,300

Funding Sources	2015	2016	2017	2018	2019	Total
To Be Determined					221,300	221,300
Total					221,300	221,300

Capital Improvement Program

2015 *thru* 2019

City of Ramsey, Minnesota

Project # 10-BLDG-004
Project Name Sprinkler System @ Fire Station #1



Type Improvement **Department** Municipal Buildings
Useful Life 20 Years **Contact**
Category Municipal Building **Priority** 6-Planned

Status Active

Total Project Cost: \$25,000

Description

Hookup on-site municipal water to building and install sprinkler system for entire building.

Justification

Municipal water is on site with municipal well.

Expenditures	2015	2016	2017	2018	2019	Total
Building Cost/Construction			20,000			20,000
Improvements Other than Building Cost			5,000			5,000
Total			25,000			25,000

Funding Sources	2015	2016	2017	2018	2019	Total
Facility Fund			25,000			25,000
Total			25,000			25,000

Capital Improvement Program

2015 *thru* 2019

City of Ramsey, Minnesota

Project # 14-BLDG-002
Project Name Parking Ramp Storage Room



Type Improvement **Department** Municipal Buildings
Useful Life 20 Years **Contact**
Category Municipal Building **Priority** 6-Planned

Status Active

Total Project Cost: \$256,700

Description

Heated storage room in municipal ramp.


Justification

Would allow winter maintenance equipment to be stored in the ramp in a heated area. This would free up space in the police garage where the equipment is currently stored.

Prior	Expenditures	2015	2016	2017	2018	2019	Total
20,573	Building Cost/Construction	236,127					236,127
Total	Total	236,127					236,127

Prior	Funding Sources	2015	2016	2017	2018	2019	Total
20,573	Facility Fund	236,127					236,127
Total	Total	236,127					236,127

THIS PAGE INTENTIONALLY LEFT BLANK



PARK IMPROVEMENT

THIS PAGE INTENTIONALLY LEFT BLANK

City of Ramsey, Minnesota
Capital Improvement Program
 2015 thru 2019

PROJECTS BY CATEGORY

Category	Project#	Priority	2015	2016	2017	2018	2019	Total
Park Improvement								
Elmcrest Park & The Draw Park Entrance & Signage	04-PARK-003	6	80,000					80,000
Drinking Fountains/Misting Station	06-PARK-002	6	7,000	7,000				14,000
Playground for Elmcrest Park	06-PARK-005	6	100,000					100,000
Parkway for Central Park	06-PARK-008	6	350,000					350,000
Observation boardwalk - Lake Itasca	06-PARK-011	6		40,000				40,000
Observation deck on the Mississippi E of Dolomite	06-PARK-015	6				85,000		85,000
Trail Connections	06-PARK-019	6	400,000					400,000
Landscape Improvements for Parks	08-PARK-001	6	5,000	5,000	5,000	5,000		20,000
Mississippi River Trail	08-PARK-002	6		1,535,000				1,535,000
The Draw Water Quality Fountains	12-PARK-004	6	15,000					15,000
The Draw Grates	12-PARK-006	6	10,000					10,000
McKinley Trail Connection to Anoka	12-PARK-008	6	50,000					50,000
Park Improvement Total			1,017,000	1,587,000	5,000	90,000		2,699,000
GRAND TOTAL			1,017,000	1,587,000	5,000	90,000		2,699,000

Capital Improvement Program

2015 *thru* 2019

City of Ramsey, Minnesota

Project # 04-PARK-003
Project Name Elmcrest Park & The Draw Park Entrance & Signage



Type Improvement **Department** Park Improvements
Useful Life 20 Years **Contact** Unassigned
Category Park Improvement **Priority** 6-Planned

Status Active

Total Project Cost: \$80,000

Description

Entrance signing for Elmcrest Park would consist of a sign and landscaping sited near the Quicksilver entrance timed with the area's redevelopment and street construction. As the 167th node is being evaluated for redevelopment as well as traffic control and way-finding; integration of this planning endeavor should be factored before the final design and placement for the park sign is completed.

For the Draw Park, the sign would function as a monument for the park name and also as a location to advertise upcoming events.

Justification

The 100+ acre community park warrants an attractive entrance monument with landscape. Plus, it is expected there will continue to be events where in thousands of out-of-Ramsey visitors may only know Ramsey from their experience at Elmcrest Park.

Expenditures	2015	2016	2017	2018	2019	Total
Improvements Other than Building Cost	80,000					80,000
Total	80,000					80,000

Funding Sources	2015	2016	2017	2018	2019	Total
Park Improvement Trust Fund	80,000					80,000
Total	80,000					80,000

Capital Improvement Program

2015 *thru* 2019

City of Ramsey, Minnesota

Project # 06-PARK-002
Project Name Drinking Fountains/Misting Station



Type Improvement **Department** Park Improvements
Useful Life 20 Years **Contact**
Category Park Improvement **Priority** 6-Planned

Status Active

Total Project Cost: \$56,000

Description

Installation of drinking fountains with pet water availability and misting stations in parks with municipal water availability.
 Woodland Green Park 2015; Bear Park 2016.

Justification

Drinking water - especially for active use areas and trail connecting points is very popular. In addition, residents and dog walkers have expressed appreciation for the pet stations.

Prior	Expenditures	2015	2016	2017	2018	2019	Total
42,000	Improvements Other than Building Cost	7,000	7,000				14,000
Total	Total	7,000	7,000				14,000

Prior	Funding Sources	2015	2016	2017	2018	2019	Total
42,000	Park Improvement Trust Fund	7,000	7,000				14,000
Total	Total	7,000	7,000				14,000

Capital Improvement Program

2015 *thru* 2019

City of Ramsey, Minnesota

Project # 06-PARK-005
Project Name Playground for Elmcrest Park



Type Improvement **Department** Park Improvements
Useful Life 20 **Contact**
Category Park Improvement **Priority** 6-Planned

Status Active

Total Project Cost: \$100,000

Description

PLAYGROUND
 This project will be the companion piece of the Elmcrest Park Community Building, completed in 2014. A comprehensive planning process is anticipated to yield a playground and associated landscape that is integrated into the new community building.

Funding Source: \$100,000 Lawful Gambling Fund
 Expenditure: \$100,000

Justification

PLAYGROUND
 Myriads of parent users of Elmcrest Park have children along that are not in the soccer program. In addition, area residents (in particular to the east of T.H. #47) have been requesting a playground for the park for several years.

Expenditures	2015	2016	2017	2018	2019	Total
Building Cost/Construction	100,000					100,000
Total	100,000					100,000

Funding Sources	2015	2016	2017	2018	2019	Total
Lawful Gambling Fund	100,000					100,000
Total	100,000					100,000

Capital Improvement Program

2015 *thru* 2019

City of Ramsey, Minnesota

Project #	06-PARK-008
Project Name	Parkway for Central Park



Type	Improvement	Department	Park Improvements
Useful Life	20 Years	Contact	
Category	Park Improvement	Priority	6-Planned

Status Active

Total Project Cost: \$350,000

Description

The drive to the Park Center building would be extended to connect to Yolite Street and the proposed land use of the 35 acres east of the park.

The city is currently talking with Kathryn Drexel about purchasing their land adjacent to central park to make a larger Central Park - Approximately 20 additional acres. This additional purchase has been included in the Future - high priority addition to the CIP.

Justification

Additional parking would occur along this new one way drive parkway, and some parking may be considered where the underutilized sedimentation basin currently exists, or this basin may be used for the adjoining land use, with the new parking occurring to the east.

Expenditures	2015	2016	2017	2018	2019	Total
Improvements Other than Building Cost	350,000					350,000
Total	350,000					350,000

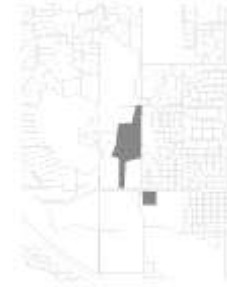
Funding Sources	2015	2016	2017	2018	2019	Total
Park Improvement Trust Fund	350,000					350,000
Total	350,000					350,000

Capital Improvement Program

2015 *thru* 2019

City of Ramsey, Minnesota

Project # 06-PARK-011
Project Name Observation boardwalk - Lake Itasca



Type Improvement **Department** Park Improvements
Useful Life 20 Years **Contact**
Category Park Improvement **Priority** 6-Planned

Status Active

Total Project Cost: \$40,000

Description

Boardwalk in the southeast portion of the open water wetland.

Justification

Lake Itasca is an important destination for migratory waterfowl and other wetland fauna. A boardwalk in the southeast portion of the open water wetland will invite trail users to experience this and provides direct contact with the lake.

In addition, an observation area with seating (similar to the one in Wetland #114P), provides a point of relaxation on the several mile-long Lake Itasca Trail.

The construction may be done by in-house forces, thereby saving 60% of potential costs.

Expenditures	2015	2016	2017	2018	2019	Total
Improvements Other than Building Cost		40,000				40,000
Total		40,000				40,000

Funding Sources	2015	2016	2017	2018	2019	Total
Lawful Gambling Fund		40,000				40,000
Total		40,000				40,000

Capital Improvement Program

2015 *thru* 2019

City of Ramsey, Minnesota

Project # 06-PARK-015
Project Name Observation deck on the Mississippi E of Dolomite



Type Improvement **Department** Park Improvements
Useful Life 20 Years **Contact**
Category Park Improvement **Priority** 6-Planned

Status Active

Total Project Cost: \$85,000

Description

On the south side of Riverdale Drive, east of Dolomite exists a storm water discharge point to the river. This project discusses an observation deck at the top of the bluff over the existing storm sewer easement, concurrent with the development of the land there.

Justification

This access may provide improved maintenance to the storm outlet, but the primary value would be to maintain contact with the river by residents for the remarkable view, and as a rest point along the National, Mississippi River Trail.

This project may be combined with development of adjacent property.

Expenditures	2015	2016	2017	2018	2019	Total
Improvements Other than Building Cost				85,000		85,000
Total				85,000		85,000

Funding Sources	2015	2016	2017	2018	2019	Total
Lawful Gambling Fund				85,000		85,000
Total				85,000		85,000

Capital Improvement Program

2015 *thru* 2019

City of Ramsey, Minnesota

Project # 06-PARK-019
Project Name Trail Connections



Type Improvement **Department** Park Improvements
Useful Life 20 Years **Contact**
Category Park Improvement **Priority** 6-Planned

Status Active

Total Project Cost: \$400,000

Description

This project consists of the installation of several high priority connections linking segments of the city's trail system as opportunities and funding become available.

Examples:

- Alpine Park to Sweetbay Ridge
- CR#83 from 167th Lane to Central Park
- Hwy 47 from Trott Brook Cemetery to Elmcrest Park Trail

Justification

The increase demand in use of the city's trail system requires the continued development of the trail system.

Resident requests for improved trail system connections are reflected in priority projects. Trails will also move people off high speed roadways and improve transportation and safety.

Expenditures	2015	2016	2017	2018	2019	Total
Improvements Other than Building Cost	400,000					400,000
Total	400,000					400,000

Funding Sources	2015	2016	2017	2018	2019	Total
Grants and Aids	100,000					100,000
Park Improvement Trust Fund	300,000					300,000
Total	400,000					400,000

Capital Improvement Program

2015 *thru* 2019

City of Ramsey, Minnesota

Project #	08-PARK-001
Project Name	Landscape Improvements for Parks



Type	Improvement	Department	Park Improvements
Useful Life	20 Years	Contact	
Category	Park Improvement	Priority	6-Planned

Status Active

Total Project Cost: \$35,000

Description

Purchase landscape materials for installation in parks by volunteers.

Justification

The City can leverage improvements by working with volunteer groups that will plant the materials supplied by the City.

Prior	Expenditures	2015	2016	2017	2018	2019	Total
15,000	Improvements Other than Building Cost	5,000	5,000	5,000	5,000		20,000
Total	Total	5,000	5,000	5,000	5,000		20,000

Prior	Funding Sources	2015	2016	2017	2018	2019	Total
15,000	Park Improvement Trust Fund	5,000	5,000	5,000	5,000		20,000
Total	Total	5,000	5,000	5,000	5,000		20,000

Capital Improvement Program

2015 *thru* 2019

City of Ramsey, Minnesota

Project # 08-PARK-002
Project Name Mississippi River Trail



Type Improvement **Department** Park Improvements
Useful Life 20 Years **Contact**
Category Park Improvement **Priority** 6-Planned

Status Active

Total Project Cost: \$1,535,000

Description

This project will complete the off-road Mississippi River Trail (MRT) in Ramsey, by the construction of the segment between the Armstrong Boulevard Interchange and City Limits with Elk River within the ROW of Hwy #10.

Construction costs are estimated at \$875,000 in Federal funding as part of a trail grant in the amount of \$1,120,000 (for two phases of the MRT), with the local match of less than \$400,000 from the Park Trust Fund. Contracted Engineering and Administration will be required for this project at an estimated cost of \$260,000, also from the Park Trust Fund, and is not grant eligible.

Justification

The MRT in particular, due to its National and Regional scope, is an important economic development 'tool' as it relates to the benefits of tourism associated with non-resident cyclists. Portions of the MRT are also United States Bike Route #45.

Expenditures	2015	2016	2017	2018	2019	Total
Improvements Other than Building Cost		1,535,000				1,535,000
Total		1,535,000				1,535,000

Funding Sources	2015	2016	2017	2018	2019	Total
Grants and Aids		875,000				875,000
Park Improvement Trust Fund		660,000				660,000
Total		1,535,000				1,535,000

Capital Improvement Program

2015 *thru* 2019

City of Ramsey, Minnesota

Project # 12-PARK-004
Project Name The Draw Water Quality Fountains



Type Improvement **Department** Park Improvements
Useful Life 25 **Contact**
Category Park Improvement **Priority** 6-Planned

Status Active

Total Project Cost: \$15,000

Description

Adding aeration fountains to the recently constructed (2010) park.

Justification

This project will install fountains in the pond, near the amphitheater as an aesthetic feature, to circulate the water and improve water quality.

Expenditures	2015	2016	2017	2018	2019	Total
Improvements Other than Building Cost	15,000					15,000
Total	15,000					15,000

Funding Sources	2015	2016	2017	2018	2019	Total
Park Improvement Trust Fund	15,000					15,000
Total	15,000					15,000

Capital Improvement Program

2015 *thru* 2019

City of Ramsey, Minnesota

Project # 12-PARK-006
Project Name The Draw Grates

Type Improvement **Department** Park Improvements
Useful Life 25 **Contact**
Category Park Improvement **Priority** 6-Planned



Status Active

Total Project Cost: \$10,000

Description

Adding stormwater grates to the recently constructed (2010) park.

Justification

This project will install grates over the pipes in the stormwater spreaders. The pipes do not have grates to prevent people and animals from entering the pipes.

Expenditures	2015	2016	2017	2018	2019	Total
Improvements Other than Building Cost	10,000					10,000
Total	10,000					10,000


Funding Sources	2015	2016	2017	2018	2019	Total
Storm Water Utility Fund	10,000					10,000
Total	10,000					10,000

Capital Improvement Program

2015 *thru* 2019

City of Ramsey, Minnesota

Project #	12-PARK-008
Project Name	McKinley Trail Connection to Anoka



Type	Improvement	Department	Park Improvements
Useful Life	25	Contact	
Category	Park Improvement	Priority	6-Planned

Status Active

Total Project Cost: \$50,000

Description

Construct Trail along McKinley extension to connect to Anoka City Limits.


Justification

This project will construct a trail in the industrial park from the intersection of Radium and McKinley to McKinley Street in Anoka, providing non-motorized connectivity between the two cities. This project was identified as a priority at the joint Anoka and Ramsey City Council Meeting.

Expenditures	2015	2016	2017	2018	2019	Total
Improvements Other than Building Cost	50,000					50,000
Total	50,000					50,000

Funding Sources	2015	2016	2017	2018	2019	Total
City of Anoka	25,000					25,000
Park Improvement Trust Fund	25,000					25,000
Total	50,000					50,000

THIS PAGE INTENTIONALLY LEFT BLANK



SEWER UTILITY IMPROVEMENT

THIS PAGE INTENTIONALLY LEFT BLANK

City of Ramsey, Minnesota
Capital Improvement Program
 2015 thru 2019

PROJECTS BY CATEGORY

Category	Project#	Priority	2015	2016	2017	2018	2019	Total
Sewer Utility Improvement								
Abandon Liftstation Wildlife Sanctuary	04-SEW-001	6				352,000		352,000
West Mississippi Park Sewer Service	08-SEW-002	6		170,000				170,000
Abandon Lift Station River Pines	08-SEW-004	6				45,000		45,000
Replace Cabinet at Lift Station 1	12-SEW-001	6	40,000					40,000
Fire Station 1 Sanitary Sewer Service	12-SEW-002	6	60,000					60,000
BUNKER/PUMA SEWER TRUNK EXT	14-SEW-001	6		500,000				500,000
Garnet Street Reconstruction	15-SEW-001	6	271,000					271,000
Sewer Utility Improvement Total			371,000	670,000		397,000		1,438,000
GRAND TOTAL			371,000	670,000		397,000		1,438,000

Capital Improvement Program

2015 *thru* 2019

City of Ramsey, Minnesota

Project #	04-SEW-001
Project Name	Abandon Liftstation Wildlife Sanctuary



Type	Improvement	Department	Sewer Utility
Useful Life	50 Years	Contact	Unassigned
Category	Sewer Utility Improvement	Priority	6-Planned

Status Active

Total Project Cost: \$352,000

Description

This project involves extending a sanitary sewer approximately 1500' to the Wildlife Sanctuary lift station. This lift station can then be abandoned. This project will include easement acquisition.

Justification

The abandonment of a lift station will eliminate the perpetual costs of power, daily inspection, mechanical maintenance and the eventual replacement of this mechanized system.

This project will be integrated with development of the adjacent property.

Expenditures	2015	2016	2017	2018	2019	Total
Land Acquisition				50,000		50,000
Building Cost/Construction				302,000		302,000
Total				352,000		352,000

Funding Sources	2015	2016	2017	2018	2019	Total
Sewer Utility Fund				352,000		352,000
Total				352,000		352,000

Capital Improvement Program

2015 *thru* 2019

City of Ramsey, Minnesota

Project # 08-SEW-002
Project Name West Mississippi Park Sewer Service



Type Improvement **Department** Sewer Utility
Useful Life 50 Years **Contact**
Category Sewer Utility Improvement **Priority** 6-Planned

Status Active

Total Project Cost: \$170,000

Description

West Mississippi Park is expected to develop and will require sanitary sewer service.

Total water & sewer improvements - \$310,000.

Justification

It is anticipated West Mississippi Park will be developed and will require sewer and water service. This project will provide the sewer service for the park improvements. The schedule for this work will be coordinated with the park improvements and will not proceed independently.

This work will be coordinated with construction of a frontage road south of TH 10.

Expenditures	2015	2016	2017	2018	2019	Total
Improvements Other than Building Cost		170,000				170,000
Total		170,000				170,000

Funding Sources	2015	2016	2017	2018	2019	Total
Sewer Utility Fund		170,000				170,000
Total		170,000				170,000

Capital Improvement Program

2015 *thru* 2019

City of Ramsey, Minnesota

Project # 08-SEW-004
Project Name Abandon Lift Station River Pines



Type Improvement **Department** Sewer Utility
Useful Life 50 Years **Contact**
Category Sewer Utility Improvement **Priority** 6-Planned

Status Active

Total Project Cost: \$45,000

Description

This project involves extending the gravity sewer from Rum River Meadows to the River Pines Lift Station and abandoning the River Pines Lift Station.

Total Project \$120,000

Justification

The abandonment of a lift station will eliminate the perpetual costs of power, daily inspection, mechanical maintenance and the eventual replacement of this mechanized system.

This project will be integrated with the Rum River Prairie project.

Expenditures	2015	2016	2017	2018	2019	Total
Improvements Other than Building Cost				45,000		45,000
Total				45,000		45,000

Funding Sources	2015	2016	2017	2018	2019	Total
Sewer Utility Fund				45,000		45,000
Total				45,000		45,000

Capital Improvement Program

2015 *thru* 2019

City of Ramsey, Minnesota

Project # 12-SEW-001
Project Name Replace Cabinet at Lift Station 1



Type Improvement **Department** Sewer Utility
Useful Life 50 Years **Contact**
Category Sewer Utility Improvement **Priority** 6-Planned

Status Active

Total Project Cost: \$40,000

Description

Lift Station 1 is located at Dolomite and 137th Avenue and was the first lift station installed

Justification

Lift Station 1 was installed in 1990. Improvements in control technology has required installation of a new cabinet. The original cabinet is outdated and in need of replacement

Expenditures	2015	2016	2017	2018	2019	Total
Improvements Other than Building Cost	40,000					40,000
Total	40,000					40,000

Funding Sources	2015	2016	2017	2018	2019	Total
Sewer Utility Fund	40,000					40,000
Total	40,000					40,000

Capital Improvement Program

2015 *thru* 2019

City of Ramsey, Minnesota

Project #	12-SEW-002
Project Name	Fire Station 1 Sanitary Sewer Service



Type Improvement **Department** Sewer Utility
Useful Life 50 Years **Contact**
Category Sewer Utility Improvement **Priority** 6-Planned

Status Active

Total Project Cost: \$60,000

Description
 Sanitary Sewer was extended to the Fire Station Property in 2011. This project will extend sanitary sewer into the fire station in conjunction with City Water. Sanitary trunk fees not waived.

Justification
 Extending sanitary sewer will allow removal of the septic tank and drainfield.

Expenditures	2015	2016	2017	2018	2019	Total
Improvements Other than Building Cost	60,000					60,000
Total	60,000					60,000

Funding Sources	2015	2016	2017	2018	2019	Total
Sewer Utility Fund	60,000					60,000
Total	60,000					60,000

Capital Improvement Program

2015 *thru* 2019

City of Ramsey, Minnesota

Project #	14-SEW-001
Project Name	BUNKER/PUMA SEWER TRUNK EXT



Type	Improvement	Department	Sewer Utility
Useful Life	50 Years	Contact	
Category	Sewer Utility Improvement	Priority	6-Planned

Status Active

Total Project Cost: \$500,000

Description

Per the City's 2012 adopted Comprehensive Sanitary Sewer and Water Plans, both Sanitary Sewer and Water Trunk line extensions are needed to serve the area outlined below. The plan calls for both extensions to be installed based on development. Both extensions have sufficient funding sources today (water and sewer fund).

The estimated Sanitary Sewer Trunk line extension is \$500,000. The estimated Water Trunk line extension is about \$700,000. Combined, both extensions are estimated at about \$1.2M. The actual cost of both lines will change when design is completed. NOTE: two CIP documents exist for this one project (one for sewer and one for water).

Justification

The Ramsey City Council and EDA have identified the need to prepare for the development of a new business park within the City. The City is targeting a large area of privately owned green-field space located on the north side of U.S. Highway 10, west of Armstrong Boulevard, for a future Ramsey business park.

The future business park is one component (about 92 acres) of a larger green-field area ready for development (about 350 acres). This larger green-field area includes areas for single-family residential development (about 118 acres), medium-density residential (about 31 acres) and room for a future private school campus (about 90 acres).

Expenditures	2015	2016	2017	2018	2019	Total
Improvements Other than Building Cost		500,000				500,000
Total		500,000				500,000
Funding Sources	2015	2016	2017	2018	2019	Total
Sewer Utility Fund		500,000				500,000
Total		500,000				500,000

Capital Improvement Program

2015 *thru* 2019

City of Ramsey, Minnesota

Project #	15-SEW-001
Project Name	Garnet Street Reconstruction

Type Improvement **Department** Sewer Utility
Useful Life 50 Years **Contact**
Category Sewer Utility Improvement **Priority** 6-Planned

Status Active

Total Project Cost: \$271,000

Description
Reconstruct Garnet Street north of 167th Avenue, and 168th Avenue west of Garnet Street.
Total Project Cost = \$1,675,000 (based on feasibility report 1/15)
Street Improvement: \$1,036,000
Water Utility: \$ 170,000
Sewer Utility: \$ 271,000
Storm Utility: \$ 198,000
Total Project Cost = \$1,650,000
Street Improvement: \$1,200,000
Water Utility: \$ 225,000
Sewer Utility: \$ 225,000

Justification
Garnet Street has needed reconstruction for several years. This project will replace the failing pavement. This is the beginning of the long term street reconstruction program.
The project will install concrete curb & gutter and a concrete sidewalk on one side of the street. This project will install storm sewer, sanitary sewer and watermain. The estimates include approximately \$250,000 for soil corrections.

Expenditures	2015	2016	2017	2018	2019	Total
Improvements Other than Building Cost	271,000					271,000
Total	271,000					271,000

Funding Sources	2015	2016	2017	2018	2019	Total
Sewer Utility Fund	271,000					271,000
Total	271,000					271,000



SITE ACQUISITION

THIS PAGE INTENTIONALLY LEFT BLANK

City of Ramsey, Minnesota
Capital Improvement Program
 2015 thru 2019

PROJECTS BY CATEGORY

Category	Project#	Priority	2015	2016	2017	2018	2019	Total
Site Acquisition								
Acquire outlots "A" in Rivers Bluff and Reilly Est	06-ACQ-002	6				20,000		20,000
Site Acquisition for Water Treatment Plant	07-ACQ-004	6				1,000,000		1,000,000
Alpaca Estates Outlot	08-ACQ-002	6		35,000				35,000
Site Acquisition Total				35,000		1,020,000		1,055,000
GRAND TOTAL				35,000		1,020,000		1,055,000

Capital Improvement Program

2015 *thru* 2019

City of Ramsey, Minnesota

Project # 06-ACQ-002
Project Name Acquire outlots "A" in Rivers Bluff and Reilly Est



Type Land
Useful Life Unassigned
Category Site Acquisition
Department Site Acquisitions
Contact
Priority 6-Planned

Status Active

Total Project Cost: \$20,000

Description

Along the Rum River in the central part of the city are separate outlots owned by two homeowners associations. Both are very attractive, wooded parcels and connected to existing trail corridors. This project may entail the donation of the land in exchange for passive improvements such as trails, picnic areas or fishing.

Justification

The associations would benefit by realizing these amenities near their homes. The \$20,000 expense represents an estimate for real-estate transaction costs, and perhaps park planning to promote the donation. The park plans would generate the development cost projections.

Expenditures	2015	2016	2017	2018	2019	Total
Land Acquisition				20,000		20,000
Total				20,000		20,000
Funding Sources	2015	2016	2017	2018	2019	Total
Park Improvement Trust Fund				20,000		20,000
Total				20,000		20,000

Capital Improvement Program

2015 *thru* 2019

City of Ramsey, Minnesota

Project #	07-ACQ-004
Project Name	Site Acquisition for Water Treatment Plant



Type	Land	Department	Site Acquisitions
Useful Life		Contact	
Category	Site Acquisition	Priority	6-Planned

Status Active

Total Project Cost: \$1,000,000

Description

The Comprehensive water plan identified the need for a water treatment plant to serve the water demand for the City. Site acquisition should be started so that the site is available when design of the plant is authorized.


This work should include negotiating first right of refusal for the property.

The process will include acquisition of the River bank intake and transmission line route.

Justification

The treatment plant will provide more aesthetically pleasing water, eliminate staining, reduce fouling of water softness and improve the taste and odor of the water. With iron removed, the use of polyphosphate can be reduced or eliminated, resulting in an environmental benefit.

Expenditures	2015	2016	2017	2018	2019	Total
Land Acquisition				1,000,000		1,000,000
Total				1,000,000		1,000,000
Funding Sources	2015	2016	2017	2018	2019	Total
Water Utility Fund				1,000,000		1,000,000
Total				1,000,000		1,000,000



STORM WATER UTILITY IMPROVEMENT

THIS PAGE INTENTIONALLY LEFT BLANK

City of Ramsey, Minnesota
Capital Improvement Program
 2015 thru 2019

PROJECTS BY CATEGORY

Category	Project#	Priority	2015	2016	2017	2018	2019	Total
Storm Water Utility Improvement								
Annual Sediment Pond Cleaning	04-STRM-004	6	25,000	25,000	25,000	25,000	25,000	125,000
County Ditch #43 Cleaning	04-STRM-005	6		180,000				180,000
COR Bunker Lake Blvd (Armstrong to Ramsey Blvd)	04-STRM-011	6			560,000			560,000
West Mississippi Outlet	04-STRM-014	6				680,000		680,000
Whispering Pines Estates Plat 2 Storm Sewer	11-STM-003	6					330,000	330,000
Annual Drainage Enhancements	11-STRM-001	6	75,000	75,000	75,000	75,000	75,000	375,000
River Storm Water Discharge Treatment	11-STRM-002	6	75,000	75,000	75,000	75,000	75,000	375,000
Stormwater Drainage Improvements	12-STRM-001	6		380,000	30,000			410,000
Storm Sewer South of Bunker Lake Blvd	13-STRM-001	6	250,000					250,000
Garnet Street Reconstruction	15-STM-001	6	198,000					198,000
Reconstruction of Andrie Street/164th Avenue	15-STM-002	6		1,020,600				1,020,600
Reconstruction of Streets-Ford Brook Estates	15-STM-003	6					237,600	237,600
Alpine Drive Reconstruction	15-STM-004	6			60,700			60,700
Reconstruction Streets-Stanhope Terr & North Forty	15-STM-005	6				587,600		587,600
Storm Water Utility Improvement Total			623,000	1,755,600	825,700	1,442,600	742,600	5,389,500
GRAND TOTAL			623,000	1,755,600	825,700	1,442,600	742,600	5,389,500

Capital Improvement Program

2015 *thru* 2019

City of Ramsey, Minnesota

Project # 04-STRM-004
Project Name Annual Sediment Pond Cleaning



Type Improvement **Department** Stormwater Utility
Useful Life 50 Years **Contact** Unassigned
Category Storm Water Utility Improve **Priority** 6-Planned

Status Active

Total Project Cost: \$150,000

Description

This is proposed as an annual project to clean sediment from stormwater detention ponds.

Justification

Water quality requirements demand that stormwater discharged to public waters must first receive treatment. Sediment ponds provide this treatment. These ponds must be cleaned of sediment to maintain their effectiveness.

Prior	Expenditures	2015	2016	2017	2018	2019	Total
25,000	Improvements Other than Building Cost	25,000	25,000	25,000	25,000	25,000	125,000
Total	Total	25,000	25,000	25,000	25,000	25,000	125,000

Prior	Funding Sources	2015	2016	2017	2018	2019	Total
25,000	Storm Water Utility Fund	25,000	25,000	25,000	25,000	25,000	125,000
Total	Total	25,000	25,000	25,000	25,000	25,000	125,000

Capital Improvement Program

2015 *thru* 2019

City of Ramsey, Minnesota

Project #	04-STRM-005
Project Name	County Ditch #43 Cleaning



Type	Improvement	Department	Stormwater Utility
Useful Life	Unassigned	Contact	Unassigned
Category	Storm Water Utility Improve	Priority	6-Planned

Status Active

Total Project Cost: \$180,000

Description

County Ditch #43 drains an area of the City known as District Forty Three which extends north roughly to 153rd Ave and west to County Road #57. It has been storm sewered through the Flintwood Hills and River's Bend subdivisions and flows into the wetlands in River's Bend Park. The City will explore joint powers agreement with the WMO to determine if WMO can maintain the County ditch system. This project will also enhance the portions of Protected Wetland north of Sunwood Drive. It is anticipated that the project will take place concurrent with the development of the vacant parcel located between Sunfish Lake Boulevard and County Ditch 43.

Justification

The extreme northern portion of Ditch #43 has long been overgrown with vegetation and its pathway is barely distinguishable. The catch basin outlets on 153rd Ave are frequently submerged and freeze closed in winter causing the street to flood and freeze. Re-ditching approximately 1600' would serve to provide better drainage. This project will also fulfill a commitment made to the DNR during the construction of Sunwood Drive's bridge over Wetland 114p to improve that wetland.

Expenditures	2015	2016	2017	2018	2019	Total
Improvements Other than Building Cost		180,000				180,000
Total		180,000				180,000
Funding Sources	2015	2016	2017	2018	2019	Total
Storm Water Utility Fund		180,000				180,000
Total		180,000				180,000

Capital Improvement Program

2015 *thru* 2019

City of Ramsey, Minnesota

Project # 04-STRM-011
Project Name COR Bunker Lake Blvd (Armstrong to Ramsey Blvd)



Type Improvement **Department** Stormwater Utility
Useful Life 50 Years **Contact** Unassigned
Category Storm Water Utility Improve **Priority** 6-Planned

Status Active

Total Project Cost: \$560,000

Description
 Upgrades Bunker Lake Blvd between Armstrong and Ramsey Blvds, necessitated by The COR Development. Upgrades include traffic signals at Rhinestone St., Town Center Drive and Zeolite Streets adjacent to The COR. Offsite improvements include a traffic signal at Sunfish Lake Blvd.
 Total Cost for Bunker Lake Blvd. = \$3,419,000
 Total Cost for Regional Roadway improvements = \$14,607,860
 Bonded amount \$560,000 @ 10 years @ 5% int = \$712,710

Justification
 The construction of The COR will add additional traffic to Bunker Lake Blvd. This project will upgrade Armstrong Blvd and the intersection at Bunker Lake and Hwy 10 to better handle the traffic.
 See projects COR Armstrong, COR Hwy 10 and COR Ramsey Blvd.

Expenditures	2015	2016	2017	2018	2019	Total
Improvements Other than Building Cost			560,000			560,000
Total			560,000			560,000

Funding Sources	2015	2016	2017	2018	2019	Total
Storm Water Utility Fund			560,000			560,000
Total			560,000			560,000

Capital Improvement Program

2015 *thru* 2019

City of Ramsey, Minnesota

Project # 04-STRM-014
Project Name West Mississippi Outlet



Type Improvement **Department** Stormwater Utility
Useful Life 50 Years **Contact** Unassigned
Category Storm Water Utility Improve **Priority** 6-Planned

Status Active

Total Project Cost: \$680,000

Description

It is proposed to construct a 54" outlet, approx. 2,800 feet in length, from the existing Regional Storm Pond located at Hwy 10 and Alpine Drive southward to the Mississippi River.

Justification

The area south of the tracks and west of Bowers Drive has the potential for development but is constrained by the fact that there is no storm water outlet for the area. The construction of this outlet would eliminate that constraint.

This project would be tied to a development proposal in the benefited addition.

Expenditures	2015	2016	2017	2018	2019	Total
Land Acquisition				50,000		50,000
Improvements Other than Building Cost				630,000		630,000
Total				680,000		680,000

Funding Sources	2015	2016	2017	2018	2019	Total
Storm Water Utility Fund				680,000		680,000
Total				680,000		680,000

Capital Improvement Program

2015 *thru* 2019

City of Ramsey, Minnesota

Project #	11-STM-003
Project Name	Whispering Pines Estates Plat 2 Storm Sewer

Type	Improvement	Department	Stormwater Utility
Useful Life	50 Years	Contact	
Category	Storm Water Utility Improve	Priority	6-Planned

Status Active

Total Project Cost: \$330,000

Description

Install storm sewer in Whispering Pines Estate Plat 2. The plat is located west of Armstrong Boulevard and south of Alpine Drive

Justification

The plat was developed with unpaved streets, ditches and driveway culverts. The project was subsequently paved. The ditches and driveway culverts have sunken over time. This project would install storm sewer and address drainage throughout the plat.

Expenditures	2015	2016	2017	2018	2019	Total
Improvements Other than Building Cost					330,000	330,000
Total					330,000	330,000
Funding Sources	2015	2016	2017	2018	2019	Total
Storm Water Utility Fund					330,000	330,000
Total					330,000	330,000

Capital Improvement Program

2015 *thru* 2019

City of Ramsey, Minnesota

Project #	11-STRM-001
Project Name	Annual Drainage Enhancements



Type Improvement **Department** Stormwater Utility
Useful Life 50 Years **Contact**
Category Storm Water Utility Improve **Priority** 6-Planned

Status Active

Total Project Cost: \$675,000

Description
 This program will address existing drainage problems which have been reviewed and prioritized by staff and Council.

Justification
 Numerous drainage issues are brought to the attention of staff each year. Priority will be focused on projects involving other scheduled construction to minimize costs.

Prior	Expenditures	2015	2016	2017	2018	2019	Total
300,000	Improvements Other than Building Cost	75,000	75,000	75,000	75,000	75,000	375,000
Total	Total	75,000	75,000	75,000	75,000	75,000	375,000

Prior	Funding Sources	2015	2016	2017	2018	2019	Total
300,000	Storm Water Utility Fund	75,000	75,000	75,000	75,000	75,000	375,000
Total	Total	75,000	75,000	75,000	75,000	75,000	375,000

Capital Improvement Program

2015 *thru* 2019

City of Ramsey, Minnesota

Project #	11-STRM-002
Project Name	River Storm Water Discharge Treatment



Type	Improvement	Department	Stormwater Utility
Useful Life	50 Years	Contact	
Category	Storm Water Utility Improve	Priority	6-Planned

Status Active

Total Project Cost: \$600,000

Description

This project will provide treatment for storm water structures that discharge directly into the Rum River and Mississippi River without quality treatment.

Justification

These existing storm water discharges were constructed at a time when quality treatment was not required. There are currently a dozen such discharges in the city. This work will be completed in areas scheduled for street work other construction to minimize costs and inconvenience to the public.

Prior	Expenditures	2015	2016	2017	2018	2019	Total
225,000	Improvements Other than Building Cost	75,000	75,000	75,000	75,000	75,000	375,000
Total	Total	75,000	75,000	75,000	75,000	75,000	375,000

Prior	Funding Sources	2015	2016	2017	2018	2019	Total
225,000	Storm Water Utility Fund	75,000	75,000	75,000	75,000	75,000	375,000
Total	Total	75,000	75,000	75,000	75,000	75,000	375,000

Capital Improvement Program

2015 *thru* 2019

City of Ramsey, Minnesota

Project #	12-STRM-001
Project Name	Stormwater Drainage Improvements



Type	Improvement	Department	Stormwater Utility
Useful Life	50 Years	Contact	
Category	Storm Water Utility Improve	Priority	6-Planned

Status Active

Total Project Cost: \$550,000

Description

This project will address stormwater drainage problems reported in 2011.

Justification

These projects will add storm sewer pipe, clean ditches and address standing water concerns.

- 156th and Armstrong - Clean ditch or add storm sewer 2016 \$ 30,000
- 156th Lane and Juniper Ridge Drive - Install pipe to relieve water backing up in existing pipes 2016 \$ 350,000
- Riverdale Drive (E. of Dolomite) - Water treatment structure installation to improve watershed 2017 \$30,000.

Prior	Expenditures	2015	2016	2017	2018	2019	Total
140,000	Improvements Other than Building Cost		380,000	30,000			410,000
Total			Total	380,000	30,000		410,000

Prior	Funding Sources	2015	2016	2017	2018	2019	Total
140,000	Storm Water Utility Fund		380,000	30,000			410,000
Total			Total	380,000	30,000		410,000

Capital Improvement Program

2015 *thru* 2019

City of Ramsey, Minnesota

Project # 13-STRM-001
Project Name Storm Sewer South of Bunker Lake Blvd



Type Improvement **Department** Stormwater Utility
Useful Life 50 Years **Contact**
Category Storm Water Utility Improve **Priority** 6-Planned

Status Active

Total Project Cost: \$250,000

Description

Extend storm sewer 72" ARCP from Bunker Lake Blvd to Lake Ramsey

Justification

This project will extend storm sewer from Bunker Lake Blvd to Lake Ramsey. Storm sewer was installed under Bunker Lake Blvd with the RTC 8-10 project. This pipe does not have an outlet and is only covered with a plywood sheet. This project will connect the existing storm sewer to Lake Ramsey. New lots in COR Three cannot be built on until this pipe is installed.

Expenditures	2015	2016	2017	2018	2019	Total
Improvements Other than Building Cost	250,000					250,000
Total	250,000					250,000

Funding Sources	2015	2016	2017	2018	2019	Total
Storm Water Utility Fund	250,000					250,000
Total	250,000					250,000

Capital Improvement Program

2015 *thru* 2019

City of Ramsey, Minnesota

Project #	15-STM-001
Project Name	Garnet Street Reconstruction

Type Improvement **Department** Stormwater Utility
Useful Life 50 Years **Contact**
Category Storm Water Utility Improve **Priority** 6-Planned

Status Active

Total Project Cost: \$198,000

Description
Reconstruct Garnet Street north of 167th Avenue, and 168th Avenue west of Garnet Street.
Total Project Cost = \$1,675,000 (based on feasibility report 1/15)
Street Improvement: \$1,036,000
Water Utility: \$ 170,000
Sewer Utility: \$ 271,000
Storm Utility: \$ 198,000

Justification
arnet Street has needed reconstruction for several years. This project will replace the failing pavement. This is the beginning of the long term street reconstruction program.
The project will install concrete curb & gutter and a concrete sidewalk on one side of the street. This project will install storm sewer, sanitary sewer and watermain. The estimates include approximately \$250,000 for soil corrections.

Expenditures	2015	2016	2017	2018	2019	Total
Improvements Other than Building Cost	198,000					198,000
Total	198,000					198,000

Funding Sources	2015	2016	2017	2018	2019	Total
Storm Water Utility Fund	198,000					198,000
Total	198,000					198,000

Capital Improvement Program

2015 *thru* 2019

City of Ramsey, Minnesota

Project #	15-STM-003
Project Name	Reconstruction of Streets-Ford Brook Estates

Type	Improvement	Department	Stormwater Utility
Useful Life	50 Years	Contact	
Category	Storm Water Utility Improve	Priority	6-Planned

Status Active

Total Project Cost: \$237,600

Description
<p>econstruction of streets in Ford Brook Estates.</p> <p>Total Project Cost = \$856,300</p> <p>Street Improvements: \$618,700</p> <p>Storm Water Improvements: \$ 60,700</p> <p>13 lots for possible assessment</p>

Justification
<p>These streets are in poor condition and require reconstruction. The pavement has deteriorated beyond the point where an overlay could be applied. This project will install concrete curb and gutter and storm sewer.</p>

Expenditures	2015	2016	2017	2018	2019	Total
Improvements Other than Building Cost					237,600	237,600
Total					237,600	237,600

Funding Sources	2015	2016	2017	2018	2019	Total
Storm Water Utility Fund					237,600	237,600
Total					237,600	237,600

Capital Improvement Program

2015 *thru* 2019

City of Ramsey, Minnesota

Project #	15-STM-004
Project Name	Alpine Drive Reconstruction

Type	Improvement	Department	Stormwater Utility
Useful Life	50 Years	Contact	
Category	Storm Water Utility Improve	Priority	6-Planned

Status Active

Total Project Cost: \$60,700


Description
econstruction of Alpine Drive from Armstrong Boulevard to Variolite Street
Total Project Cost = \$772,300
Street Improvement: \$711,600
Storm Water Improvement: \$ 60,700

Justification
These streets are in poor condition and require reconstruction. The pavement has deteriorated beyond the point where an overlay could be applied. This project will install concrete curb and gutter and storm sewer.

Expenditures	2015	2016	2017	2018	2019	Total
Improvements Other than Building Cost			60,700			60,700
Total			60,700			60,700

Funding Sources	2015	2016	2017	2018	2019	Total
Storm Water Utility Fund			60,700			60,700
Total			60,700			60,700

THIS PAGE INTENTIONALLY LEFT BLANK



STREET IMPROVEMENT

THIS PAGE INTENTIONALLY LEFT BLANK

City of Ramsey, Minnesota
Capital Improvement Program
 2015 thru 2019

PROJECTS BY CATEGORY

Category	Project#	Priority	2015	2016	2017	2018	2019	Total
Street Improvement								
Annual Street Maintenance Program	04-STR-001	6	500,000	500,000	500,000	500,000	500,000	2,500,000
McKinley Street	04-STR-006	6					1,235,000	1,235,000
North Highway 10 Frontage Road	04-STR-007	6			3,000,000			3,000,000
Zeolite Roadway Improvements	04-STR-012	6		400,000				400,000
COR Bunker Lake Blvd (Armstrong to Ramsey Blvd)	04-STR-014	6		3,500,000				3,500,000
Single Road Access Areas	06-STR-003	6	25,000	25,000	25,000	25,000	25,000	125,000
Veterans Drive Streetscape	08-STR-002	6				240,000		240,000
River Pines Lift Station Street Connection	08-STR-005	6				55,000		55,000
Bunker Lake Blvd Sunwood Drive Signal	12-STR-001	6		300,000				300,000
Bunker Lake Blvd Extension	12-STR-003	6		2,000,000				2,000,000
Garnet Street & 168th Ave Reconstruction	12-STR-005	6	1,036,000					1,036,000
Riverdale Drive Extension: Traprock to Ramsey Blvd	15-STR-001	6		725,000	725,000			1,450,000
Andrie Street/164th Lane Reconstruction	15-STR-002	6		2,100,100				2,100,100
Sunwood Drive Roundabout Landscaping	15-STR-003	6		20,000				20,000
Jarvis Street Reconstruction	15-STR-004	6	324,000	323,000	323,000			970,000
Overlay Projects-Bonded	15-STR-005	6	644,100	490,100	163,700	753,700	612,200	2,663,800
Reconstruction of Streets-Ford Brook Estates	15-STR-006	n/a					618,700	618,700
Alpine Drive Reconstruction	15-STR-007	3			711,600			711,600
Reconstruction Streets Stanhope Terr & North Forty	15-STR-008	6				1,351,800		1,351,800
Street Improvement Total			2,529,100	10,383,200	5,448,300	2,925,500	2,990,900	24,277,000
GRAND TOTAL			2,529,100	10,383,200	5,448,300	2,925,500	2,990,900	24,277,000

Capital Improvement Program

2015 *thru* 2019

City of Ramsey, Minnesota

Project #	04-STR-001
Project Name	Annual Street Maintenance Program



Type	Improvement	Department	Street Improvements
Useful Life	20 Years	Contact	Unassigned
Category	Street Improvement	Priority	6-Planned

Status Active

Total Project Cost: \$3,500,000

Description

Each paved street within the City is scheduled to receive preventative maintenance on a regularly scheduled basis, including reconstruction at the end of its useful life.

This sheet presents the General Funding Share of the annual Street Maintenance - Seal Coats

There is a total of \$2.2M designated to roads annually. See the respective Road project for remainder of Costs, The \$500,000 listed here is included in the \$2.2M annual calculation

Justification

Regular scheduled maintenance safeguards the considerable investment the City has in its pavements by maximizing pavement life and minimizing emergency repairs.

Prior	Expenditures	2015	2016	2017	2018	2019	Total
1,000,000	Improvements Other than Building Cost	500,000	500,000	500,000	500,000	500,000	2,500,000
Total	Total	500,000	500,000	500,000	500,000	500,000	2,500,000

Prior	Funding Sources	2015	2016	2017	2018	2019	Total
1,000,000	General Fund	500,000	500,000	500,000	500,000	500,000	2,500,000
Total	Total	500,000	500,000	500,000	500,000	500,000	2,500,000

Capital Improvement Program

2015 *thru* 2019

City of Ramsey, Minnesota

Project #	04-STR-006
Project Name	McKinley Street



Type	Improvement	Department	Street Improvements
Useful Life	20 Years	Contact	Unassigned
Category	Street Improvement	Priority	6-Planned

Status Active

Total Project Cost: \$1,235,000

Description
This project would complete the connection of Jasper and McKinley Streets between Sunfish Lake Boulevard and Ramsey Boulevard. It includes 2,000 feet of street, side walks, watermain, and storm sewer costs. Project costs will include right of way acquisition.
Total \$1,235,000
FUNDING IS AVAILABLE ONLY IF F&C HAS REPAID LOAN OBLIGATION of \$1.3M

Justification
With continuing discussion regarding the congestion on TH 10, this project will provide an alternate for the internal traffic, particularly truck traffic, to avoid using Hwy 10. This is an MSA route; therefore, MSA funds may be used if available.

Expenditures	2015	2016	2017	2018	2019	Total
Land Acquisition					435,000	435,000
Improvements Other than Building Cost					800,000	800,000
Total					1,235,000	1,235,000

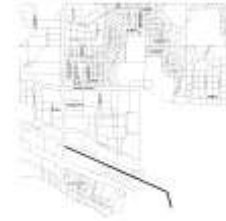
Funding Sources	2015	2016	2017	2018	2019	Total
Tax Increment Fund #1					1,235,000	1,235,000
Total					1,235,000	1,235,000

Capital Improvement Program

2015 *thru* 2019

City of Ramsey, Minnesota

Project # 04-STR-007
Project Name North Highway 10 Frontage Road



Type Improvement **Department** Street Improvements
Useful Life 20 Years **Contact** Unassigned
Category Street Improvement **Priority** 6-Planned

Status Active

Total Project Cost: \$3,000,000

Description

Construction of a frontage road between Thurston Avenue and Sunfish Lake Blvd. (CR 57) between north side of Highway 10 and the railroad tracks. This project requires right of way acquisition.

Justification

This project would eliminate 13 direct accesses onto Highway 10. It is contingent on funds for access control being available through a Mn/DOT grant.

Expenditures	2015	2016	2017	2018	2019	Total
Land Acquisition			2,200,000			2,200,000
Improvements Other than Building Cost			800,000			800,000
Total			3,000,000			3,000,000

Funding Sources	2015	2016	2017	2018	2019	Total
Grants and Aids			2,100,000			2,100,000
Public Improvement Revolving Fund			900,000			900,000
Total			3,000,000			3,000,000

Capital Improvement Program

2015 *thru* 2019

City of Ramsey, Minnesota

Project # 04-STR-012
Project Name Zeolite Roadway Improvements



Type Improvement **Department** Street Improvements
Useful Life 20 Years **Contact** Unassigned
Category Street Improvement **Priority** 6-Planned

Status Active

Total Project Cost: \$400,000

Description

This project consists of the installation of 1,300 feet of bituminous street, sidewalk/trail and storm sewer in the western portion of the COR

Funding from TIF 14 will only be available if tax increment is created to be able to bond (20% of available increment needed for bonding or \$80,000 available increment)

Justification

These improvements will be necessary to support the development anticipated in the west COR area.

Expenditures	2015	2016	2017	2018	2019	Total
Improvements Other than Building Cost		400,000				400,000
Total		400,000				400,000

Funding Sources	2015	2016	2017	2018	2019	Total
Tax Increment Fund #14 (BONDING)		400,000				400,000
Total		400,000				400,000

Capital Improvement Program

2015 *thru* 2019

City of Ramsey, Minnesota

Project # 04-STR-014
Project Name COR Bunker Lake Blvd (Armstrong to Ramsey Blvd)



Type Improvement **Department** Street Improvements
Useful Life 20 Years **Contact** Unassigned
Category Street Improvement **Priority** 6-Planned

Status Active

Total Project Cost: \$3,500,000

Description

Upgrades Bunker Lake Blvd between Armstrong and Ramsey Blvds, necessitated by the COR Development. Upgrades include traffic signals at Town Center Drive. Offsite improvements include a traffic signal at Sunfish Lake Blvd.

Total Cost for Bunker Lake Blvd. = \$3,419,000
 Total Cost for Regional Roadway improvements = \$14,607,860

Funding from TIF 14 will only be available if tax increment is created to be able to bond (20% of available increment needed for bonding or \$602,000 available increment)

Justification

The construction of the COR will add additional traffic to Bunker Lake Blvd. This project will upgrade Bunker Lake Blvd to handle traffic from the COR

See projects COR Armstrong, COR Hwy 10 and COR Ramsey Blvd.

Expenditures	2015	2016	2017	2018	2019	Total
Improvements Other than Building Cost		3,500,000				3,500,000
Total		3,500,000				3,500,000

Funding Sources	2015	2016	2017	2018	2019	Total
Tax Increment Fund #14 (BONDING)		3,500,000				3,500,000
Total		3,500,000				3,500,000

Capital Improvement Program

2015 *thru* 2019

City of Ramsey, Minnesota

Project # 06-STR-003
Project Name Single Road Access Areas

Type Improvement **Department** Street Improvements
Useful Life 20 Years **Contact**
Category Street Improvement **Priority** 6-Planned



Status Active

Total Project Cost: \$200,000

Description

There are over 30 locations within the City which rely on a single access point to serve neighborhoods in excess of the allowable 600 foot cul de sac length. This project would establish a fund for the elimination of such limited access locations as opportunities arise.

Justification

Public safety is greatly enhanced by the ability to have alternate accesses in residential neighborhoods.

Prior	Expenditures	2015	2016	2017	2018	2019	Total
75,000	Improvements Other than Building Cost	25,000	25,000	25,000	25,000	25,000	125,000
Total	Total	25,000	25,000	25,000	25,000	25,000	125,000

Prior	Funding Sources	2015	2016	2017	2018	2019	Total
75,000	Public Improvement Revolving Fund	25,000	25,000	25,000	25,000	25,000	125,000
Total	Total	25,000	25,000	25,000	25,000	25,000	125,000

Capital Improvement Program

2015 *thru* 2019

City of Ramsey, Minnesota

Project # 08-STR-002
Project Name Veterans Drive Streetscape



Type Improvement **Department** Street Improvements
Useful Life 20 Years **Contact**
Category Street Improvement **Priority** 6-Planned

Status Active

Total Project Cost: \$240,000

Description

The COR development plans included landscaping adjacent to public streets. This project includes a berm with landscaping between the street and the BNSF Railroad ROW.

Justification

The Northstar Rail Station has been completed and properties along Veterans Drive are developing.

Expenditures	2015	2016	2017	2018	2019	Total
Improvements Other than Building Cost				240,000		240,000
Total				240,000		240,000

Funding Sources	2015	2016	2017	2018	2019	Total
Public Improvement Revolving Fund				240,000		240,000
Total				240,000		240,000

Capital Improvement Program

2015 *thru* 2019

City of Ramsey, Minnesota

Project #	08-STR-005
Project Name	River Pines Lift Station Street Connection



Type	Improvement	Department	Street Improvements
Useful Life	20 Years	Contact	
Category	Street Improvement	Priority	6-Planned

Status Active

Total Project Cost: \$55,000

Description

This project involves extending the street in conjunction with extending gravity sewer to the River Pines Lift Station.

Total costs including street & water utility = \$120,000.

Justification

The project originally included installing sewer in an easement to eliminate the lift station. The property was on the market and the City acquired it so a street connection can be made, eliminating a long cul-de-sac.

Expenditures	2015	2016	2017	2018	2019	Total
Improvements Other than Building Cost				55,000		55,000
Total				55,000		55,000

Funding Sources	2015	2016	2017	2018	2019	Total
Public Improvement Revolving Fund				55,000		55,000
Total				55,000		55,000

Capital Improvement Program

2015 *thru* 2019

City of Ramsey, Minnesota

Project # 12-STR-001
Project Name Bunker Lake Blvd Sunwood Drive Signal



Type Improvement **Department** Street Improvements
Useful Life 20 Years **Contact**
Category Street Improvement **Priority** 6-Planned

Status Active

Total Project Cost: \$300,000

Description

Construct Traffic Signal at Bunker Lake Blvd and Sunwood Drive. Includes wetland mitigation.
 This cost assumes no additional road work.

Justification

This project will construct a traffic signal at Bunker Lake Blvd and Sunwood Drive. It is part of the regional roadway improvements included in the Joint Powers Agreement for the The COR Project. The intersection currently has a 4-way stop. Conversion of traffic will be dependant upon the traffic volumes.

Expenditures	2015	2016	2017	2018	2019	Total
Improvements Other than Building Cost		300,000				300,000
Total		300,000				300,000

Funding Sources	2015	2016	2017	2018	2019	Total
MSA		300,000				300,000
Total		300,000				300,000

Capital Improvement Program

2015 *thru* 2019

City of Ramsey, Minnesota

Project #	12-STR-003
Project Name	Bunker Lake Blvd Extension



Type	Improvement	Department	Street Improvements
Useful Life	60 Years	Contact	
Category	Street Improvement	Priority	6-Planned

Status Active

Total Project Cost: \$2,000,000

Description
Complete south half of Bunker Lake Blvd west of Armstrong Blvd. Supports new business park. Has Funding from MSA account, but fund balance is over \$2M negative with this project.

Justification
This project will complete Bunker Lake Boulevard west of Armstrong Boulevard. The west bound lanes were completed in 2011. This will complete the east bound lanes.

Expenditures	2015	2016	2017	2018	2019	Total
Improvements Other than Building Cost		2,000,000				2,000,000
Total		2,000,000				2,000,000

Funding Sources	2015	2016	2017	2018	2019	Total
MSA		2,000,000				2,000,000
Total		2,000,000				2,000,000

Capital Improvement Program

2015 *thru* 2019

City of Ramsey, Minnesota

Project #	12-STR-005
Project Name	Garnet Street & 168th Ave Reconstruction



Type	Improvement	Department	Street Improvements
Useful Life	60 Years	Contact	
Category	Street Improvement	Priority	6-Planned

Status Active

Total Project Cost: \$1,036,000

Description
Reconstruct Garnet Street north of 167th Avenue, and 168th Avenue west of Garnet Street.
Total Project Cost = \$1,675,000 (based on feasibility report 1/15)
Street Improvement: \$1,036,000
Water Utility: \$ 170,000
Sewer Utility: \$ 271,000
Storm Utility: \$ 198,000

Justification
Garnet Street has needed reconstruction for several years. This project will replace the failing pavement. This is the beginning of the long term street reconstruction program.
The project will install concrete curb & gutter and a concrete sidewalk on one side of the street. This project will install storm sewer, sanitary sewer and watermain. The estimates include approximately \$250,000 for soil corrections.

Expenditures	2015	2016	2017	2018	2019	Total
Improvements Other than Building Cost	1,036,000					1,036,000
Total	1,036,000					1,036,000

Funding Sources	2015	2016	2017	2018	2019	Total
GO Bonding (Road Funding)	958,000					958,000
Special Assessment - Bonded	78,000					78,000
Total	1,036,000					1,036,000

Capital Improvement Program

2015 *thru* 2019

City of Ramsey, Minnesota

Project # 15-STR-001
Project Name Riverdale Drive Extension: Traprock to Ramsey Blvd



Type Improvement **Department** Street Improvements
Useful Life 60 Years **Contact**
Category Street Improvement **Priority** 6-Planned

Status Active

Total Project Cost: \$1,450,000

Description

This project would extend Riverdale Drive from Traprock to Armstrong Boulevard
 MSA fund is negative at this time.

Justification

The City has applied for a grant from MN/DOT for construction of this segment of street. The Armstrong Boulevard overpass will require the extension of Riverdale Drive to provide local access. This project includes installation of sanitary sewer and water with construction of the street. The utility costs are itemized on separate projects.

Watermain Extension (04-WTR-018) \$ 400,000
 Sewer Extension (12-SEW-003) \$ 300,000
 Street Improvement (12-STR-007) \$ 750,000
 Total Project Cost \$ 1,450,000

Expenditures	2015	2016	2017	2018	2019	Total
Improvements Other than Building Cost		725,000	725,000			1,450,000
Total		725,000	725,000			1,450,000

Funding Sources	2015	2016	2017	2018	2019	Total
Grants and Aids		702,000				702,000
MSA		23,000	725,000			748,000
Total		725,000	725,000			1,450,000

Capital Improvement Program

2015 *thru* 2019

City of Ramsey, Minnesota

Project #	15-STR-002
Project Name	Andrie Street/164th Lane Reconstruction



Type	Improvement	Department	Street Improvements
Useful Life	60 Years	Contact	
Category	Street Improvement	Priority	6-Planned

Status Active

Total Project Cost: \$2,100,100

Description
Includes reconstruction of Andrie Street and 164th Lane between Alpine Drive and Jarvis Street, including a 6 foot on-road bike lane.
Total Project Cost = \$3,120,700 Street Improvement: \$2,100,100 Storm Improvement: \$1,020,600
68 properties eligible for special assessments

Justification
These streets are in poor condition and require reconstruction. The pavement has deteriorated beyond the point where an overlay could be applied. This project will install concrete curb and gutter and an on-street bike lane. Storm sewer will be added where necessary to protect the pavement. The current roadway has standing water during certain seasons which weakens the pavement.

Expenditures	2015	2016	2017	2018	2019	Total
Improvements Other than Building Cost		2,100,100				2,100,100
Total		2,100,100				2,100,100

Funding Sources	2015	2016	2017	2018	2019	Total
GO Bonding (Road Funding)		1,658,100				1,658,100
Special Assessment - Bonded		442,000				442,000
Total		2,100,100				2,100,100

Capital Improvement Program

2015 *thru* 2019

City of Ramsey, Minnesota

Project # 15-STR-003
Project Name Sunwood Drive Roundabout Landscaping



Type Improvement **Department** Street Improvements
Useful Life 60 Years **Contact**
Category Street Improvement **Priority** 6-Planned

Status Active

Total Project Cost: \$20,000

Description

Includes installation of perennial grasses, plants, and trees/shrubs as well as irrigation.

Justification

Promote the vision of The COR area.

Expenditures	2015	2016	2017	2018	2019	Total
Improvements Other than Building Cost		20,000				20,000
Total		20,000				20,000

Funding Sources	2015	2016	2017	2018	2019	Total
Public Improvement Revolving Fund		20,000				20,000
Total		20,000				20,000

Capital Improvement Program

2015 *thru* 2019

City of Ramsey, Minnesota

Project #	15-STR-004
Project Name	Jarvis Street Reconstruction

Type	Improvement	Department	Street Improvements
Useful Life	60 Years	Contact	
Category	Street Improvement	Priority	6-Planned

Status Active

Total Project Cost: \$970,000

Description

: Includes the reconstruction of approximately 4,000 feet of Jarvis Street that jointly borders the City of Elk River and the City of Ramsey. Costs will be shared equally between the two cities. Also includes 50% of the costs to construct the required quiet zone improvements at the BNSF railroad crossing on Jarvis Street. This is an MSA route so it must be constructed to State Aid standards.

Payment will be made back in three annual payments to the City of Elk River.

Justification

Completing this project at this time will allow the City of Ramsey to complete a much needed street reconstruction project in cooperation with the City of Elk River who will administer the project. Since this project was not included in previous CIP's, the City of Elk River is offering to finance the project up front and to allow repayment over a 3-year term.

Expenditures	2015	2016	2017	2018	2019	Total
Improvements Other than Building Cost	324,000	323,000	323,000			970,000
Total	324,000	323,000	323,000			970,000
Funding Sources	2015	2016	2017	2018	2019	Total
Public Improvement Revolving Fund	294,000	293,000	293,000			880,000
Storm Water Utility Fund	30,000	30,000	30,000			90,000
Total	324,000	323,000	323,000			970,000

Capital Improvement Program

2015 *thru* 2019

City of Ramsey, Minnesota

Project #	15-STR-005
Project Name	Overlay Projects-Bonded

Type	Improvement	Department	Street Improvements
Useful Life	20 Years	Contact	
Category	Street Improvement	Priority	6-Planned

Status Active

Total Project Cost: \$2,663,800

Description
<p>Each paved street within the City is scheduled to receive preventative maintenance on a regularly scheduled basis, including reconstruction at the end of its useful life.</p> <p>2015 Projects: Hwy 10, Ramsey, Northfork Highlands, Northfork Oaks, Northfork Point, Pondvale Estates, Pondvale Estates 2nd, Rolling Green</p> <p>2016 Projects: AEC, Woodland Green, Sunwood Drive</p> <p>2017 Projects: Riversbend</p> <p>2018 Projects: Woodland Green, North Forty 2nd, North Forty 3rd, Northfork Oaks, Northfork, Northfork 2nd, Northfork 3rd, Northfork Itasca Shores</p> <p>2019 Projects: Brookview Estates, Meadow View, Flintwood Hills, Wood Pond Hills, Chestnut Ridge</p> <p>There is a total of \$2.2M designated to roads annually.</p> <p>Overlays will be assessed at 20% of cost</p>

Justification
<p>Regular scheduled maintenance safeguards the considerable investment the City has in its pavements by maximizing pavement life and minimizing emergency repairs.</p> <p>Overlaying streets provides additional pavement life. These streets are in good shape. They were selected based on Paser rating and time since last sealcoat.</p>

Expenditures	2015	2016	2017	2018	2019	Total
Improvements Other than Building Cost	644,100	490,100	163,700	753,700	612,200	2,663,800
Total	644,100	490,100	163,700	753,700	612,200	2,663,800

Funding Sources	2015	2016	2017	2018	2019	Total
GO Bonding (Road Funding)	515,280	392,080	130,960	602,960	489,760	2,131,040
Special Assessment - Bonded	128,820	98,020	32,740	150,740	122,440	532,760
Total	644,100	490,100	163,700	753,700	612,200	2,663,800

Capital Improvement Program

2015 *thru* 2019

City of Ramsey, Minnesota

Project #	15-STR-006
Project Name	Reconstruction of Streets-Ford Brook Estates

Type	Improvement	Department	Street Improvements
Useful Life	60 Years	Contact	
Category	Street Improvement	Priority	6-Planned

Status Active

Total Project Cost: \$618,700

Description
Reconstruction of streets in Ford Brook Estates.
Total Project Cost = \$856,300
Street Improvements: \$618,700
Storm Water Improvements: \$ 60,700
13 lots for possible assessment

Justification
These streets are in poor condition and require reconstruction. The pavement has deteriorated beyond the point where an overlay could be applied. This project will install concrete curb and gutter and storm sewer.

Expenditures	2015	2016	2017	2018	2019	Total
Improvements Other than Building Cost					618,700	618,700
Total					618,700	618,700

Funding Sources	2015	2016	2017	2018	2019	Total
GO Bonding (Road Funding)					534,200	534,200
Special Assessment - Bonded					84,500	84,500
Total					618,700	618,700

Capital Improvement Program

2015 *thru* 2019

City of Ramsey, Minnesota

Project #	15-STR-007
Project Name	Alpine Drive Reconstruction

Type	Improvement	Department	Street Improvements
Useful Life	60 Years	Contact	
Category	Street Improvement	Priority	6-Planned

Status Active

Total Project Cost: \$711,600

Description
Reconstruction of Alpine Drive from Armstrong Boulevard to Variolite Street
Total Project Cost = \$772,300
Street Improvement: \$711,600
Storm Water Improvement: \$ 60,700

Justification
These streets are in poor condition and require reconstruction. The pavement has deteriorated beyond the point where an overlay could be applied. This project will install concrete curb and gutter and storm sewer.

Expenditures	2015	2016	2017	2018	2019	Total
Improvements Other than Building Cost			711,600			711,600
Total			711,600			711,600

Funding Sources	2015	2016	2017	2018	2019	Total
GO Bonding (Road Funding)			711,600			711,600
Total			711,600			711,600

Capital Improvement Program

2015 *thru* 2019

City of Ramsey, Minnesota

Project #	15-STR-008
Project Name	Reconstruction Streets Stanhope Terr & North Forty

Type	Improvement	Department	Street Improvements
Useful Life	60 Years	Contact	
Category	Street Improvement	Priority	6-Planned

Status Active


Total Project Cost: \$1,351,800

Description
<p>econstruction of streets in Stanhope Terrace: Ute Street, 153rd Lane, 154th Lane North Forty: 163rd Lane, Alpaca st, Chameleon St.</p> <p>Total Project Cost = \$ 1,939,400 Street Improvement: \$1,351,800 Storm Water Improvments: \$ 587,600 ***</p> <p>NOTE: Depending on what happens with funding for Andrie Street in 2016 may not be funding in storm utility fund for this project.</p>

Justification
<p>These streets are in poor condition and require reconstruction. The pavement has deteriorated beyond the point where an overlay could be applied. This project will install concrete curb and gutter and storm sewer.</p>

Expenditures	2015	2016	2017	2018	2019	Total
Improvements Other than Building Cost				1,351,800		1,351,800
Total				1,351,800		1,351,800

Funding Sources	2015	2016	2017	2018	2019	Total
GO Bonding (Road Funding)				1,144,100		1,144,100
Special Assessment - Bonded				207,700		207,700
Total				1,351,800		1,351,800



STREET LIGHT UTILITY IMPROVEMENT

THIS PAGE INTENTIONALLY LEFT BLANK

City of Ramsey, Minnesota
Capital Improvement Program
 2015 thru 2019

PROJECTS BY CATEGORY

Category	Project#	Priority	2015	2016	2017	2018	2019	Total
Street Light Utility Improvement								
Priority D Street Lights	05-STLT-001	6	15,000	15,000	15,000	15,000	15,000	75,000
Street Light Utility Improvement Total			15,000	15,000	15,000	15,000	15,000	75,000
GRAND TOTAL			15,000	15,000	15,000	15,000	15,000	75,000

Capital Improvement Program

2015 *thru* 2019

City of Ramsey, Minnesota

Project # 05-STLT-001
Project Name Priority D Street Lights



Type Improvement **Department** Street Light Utility
Useful Life 20 Years **Contact** Unassigned
Category Street Light Utility Improve **Priority** 6-Planned

Status Active

Total Project Cost: \$210,000

Description


Install LED street lights in priority locations.

Justification

Install additional street lights as future intersections are constructed, existing intersections are deemed to require more lighting, or for installation of lights in special locations.

Prior	Expenditures	2015	2016	2017	2018	2019	Total
135,000	Improvements Other than Building Cost	15,000	15,000	15,000	15,000	15,000	75,000
Total	Total	15,000	15,000	15,000	15,000	15,000	75,000

Prior	Funding Sources	2015	2016	2017	2018	2019	Total
135,000	Street Light Utility Fund	15,000	15,000	15,000	15,000	15,000	75,000
Total	Total	15,000	15,000	15,000	15,000	15,000	75,000



WATER UTILITY IMPROVEMENT

THIS PAGE INTENTIONALLY LEFT BLANK

City of Ramsey, Minnesota
Capital Improvement Program
 2015 thru 2019

PROJECTS BY CATEGORY

Category	Project#	Priority	2015	2016	2017	2018	2019	Total
Water Utility Improvement								
Complete Pump House 3	04-WTR-005	6		60,000				60,000
The COR Bunker Lake Blvd (Armstrong - Ramsey Blvd)	04-WTR-009	6		350,000				350,000
Water Treatment Plant Construction	04-WTR-017	6				9,786,010	9,786,010	19,572,020
Watermain Looping: (Ramsey Blvd to Traprock St.)	04-WTR-018	6		400,000				400,000
1.5 MG Ground Storage Reservoir	05-WTR-004	6			2,000,000			2,000,000
Well Rehabilitation & Pump Replacement	07-WTR-001	6	32,000	35,000	38,000	41,000	44,000	190,000
River Pines Lift Station Water Connection	08-WTR-003	6			20,000			20,000
Fire Station #1 Extension of Water	11-WTR-003	6	55,000					55,000
Watermain Sunfish Lk Blvd	12-WTR-001	6			450,000			450,000
REFURBISH WATER TOWER #2	14-WTR-001	6			1,300,000			1,300,000
REFURBISH WATER TOWER #1	14-WTR-002	6				1,300,000		1,300,000
BUNKER/PUMA WATER TRUNK EXT	14-WTR-003	6		700,000				700,000
Water Utility Improvement Total			87,000	1,545,000	3,808,000	11,127,010	9,830,010	26,397,020
GRAND TOTAL			87,000	1,545,000	3,808,000	11,127,010	9,830,010	26,397,020

Capital Improvement Program

2015 *thru* 2019

City of Ramsey, Minnesota

Project # 04-WTR-005
Project Name Complete Pump House 3



Type Improvement **Department** Water Utility
Useful Life 50 Years **Contact** Unassigned
Category Water Utility Improvement **Priority** 6-Planned

Status Active

Total Project Cost: \$60,000

Description

Install brick exterior to match building style of The COR buildings; landscape to match streetscape.

Justification

The intent is to have the building and grounds match The COR and adjacent developments.

Expenditures	2015	2016	2017	2018	2019	Total
Improvements Other than Building Cost		60,000				60,000
Total		60,000				60,000

Funding Sources	2015	2016	2017	2018	2019	Total
Water Utility Fund		60,000				60,000
Total		60,000				60,000

Capital Improvement Program

2015 *thru* 2019

City of Ramsey, Minnesota

Project # 04-WTR-009
Project Name The COR Bunker Lake Blvd (Armstrong - Ramsey Blvd)



Type Improvement **Department** Water Utility
Useful Life 50 Years **Contact** Unassigned
Category Water Utility Improvement **Priority** 6-Planned

Status Active

Total Project Cost: \$350,000

Description

Upgrades Bunker Lake Blvd between Armstrong and Ramsey Blvds, necessitated by the COR Development. Watermain segments along this portion of roadway will be lowered and extended as necessary.

Total Cost for Bunker Lake Blvd. = \$3,419,000
 Total Cost for Regional Roadway improvements = \$14,607,860

Justification

The construction of the COR will add additional traffic to Bunker Lake Blvd. This project will upgrade Bunker Lake Blvd between Ramsey Blvd and Armstrong Blvd to better handle the traffic.

See projects RTC Armstrong, RTC Hwy 10 and RTC Ramsey Blvd.

Expenditures	2015	2016	2017	2018	2019	Total
Improvements Other than Building Cost		350,000				350,000
Total		350,000				350,000

Funding Sources	2015	2016	2017	2018	2019	Total
Water Utility Fund		350,000				350,000
Total		350,000				350,000

Capital Improvement Program

2015 *thru* 2019

City of Ramsey, Minnesota

Project # 04-WTR-018
Project Name Watermain Looping: (Ramsey Blvd to Traprock St.)



Type Improvement **Department** Water Utility
Useful Life 50 Years **Contact** Unassigned
Category Water Utility Improvement **Priority** 6-Planned

Status Active

Total Project Cost: \$400,000

Description

This project includes the extension of a 12" watermain from Ramsey Blvd to Traprock Street to along the south side of Highway 10.

Justification

Development south of Highway 10 is anticipated as a result of The COR. Half of the distance is through the Mississippi West County Park. The project will provide dependable water pressure and supply to this developing area.

The city will be applying for a MNDOT cooperative agreement grant to extend Riverdale Drive from Traprock Street to Ramsey Blvd in 2016/2017. Installation of sewer and water with street construction will eliminate the need to dig up the street in the future.

Sanitary Sewer Extention \$300,000

Expenditures	2015	2016	2017	2018	2019	Total
Improvements Other than Building Cost		400,000				400,000
Total		400,000				400,000

Funding Sources	2015	2016	2017	2018	2019	Total
Water Utility Fund		400,000				400,000
Total		400,000				400,000

Capital Improvement Program

2015 *thru* 2019

City of Ramsey, Minnesota

Project # 05-WTR-004
Project Name 1.5 MG Ground Storage Reservoir



Type Improvement **Department** Water Utility
Useful Life 50 Years **Contact** Unassigned
Category Water Utility Improvement **Priority** 6-Planned

Status Active

Total Project Cost: \$2,000,000

Description

This project anticipates the construction of a 1.5 million gallon ground storage tank located next to the future water treatment plant.

Justification

This tank will provide needed storage noted in the 2004 Comprehensive Water Plan.

Expenditures	2015	2016	2017	2018	2019	Total
Improvements Other than Building Cost			2,000,000			2,000,000
Total			2,000,000			2,000,000

Funding Sources	2015	2016	2017	2018	2019	Total
Water Utility Fund			2,000,000			2,000,000
Total			2,000,000			2,000,000

Capital Improvement Program

2015 *thru* 2019

City of Ramsey, Minnesota

Project #	07-WTR-001
Project Name	Well Rehabilitation & Pump Replacement



Type	Improvement	Department	Water Utility
Useful Life	20 Years	Contact	
Category	Water Utility Improvement	Priority	6-Planned

Status Active

Total Project Cost: \$372,000

Description

This program establishes a preventative maintenance schedule for the eight municipal wells which are the utilities sole water sources. The following schedule is anticipated: 2012- Well #4; 2013- Well #3; 2014 - Well #5; 2015- Well #6; 2016 - Well #7; 2017- Well #8, 2018 - Well #1.

Justification

Well pumping is highly variable throughout the year. Regular maintenance during low pumping periods will minimize the possibility that a well will be out of service during the peak demand period. The rehabilitation will update the control cabinets and install variable frequency drives on wells 3 and 4. AVFP conserves energy and may be eligible for rebates.

Prior	Expenditures	2015	2016	2017	2018	2019	Total
182,000	Improvements Other than Building Cost	32,000	35,000	38,000	41,000	44,000	190,000
Total	Total	32,000	35,000	38,000	41,000	44,000	190,000

Prior	Funding Sources	2015	2016	2017	2018	2019	Total
182,000	Water Utility Fund	32,000	35,000	38,000	41,000	44,000	190,000
Total	Total	32,000	35,000	38,000	41,000	44,000	190,000

Capital Improvement Program

2015 *thru* 2019

City of Ramsey, Minnesota

Project # 08-WTR-003
Project Name River Pines Lift Station Water Connection



Type Improvement **Department** Water Utility
Useful Life 50 Years **Contact**
Category Water Utility Improvement **Priority** 6-Planned

Status Active

Total Project Cost: \$20,000

Description

This project involves extending the watermain in conjunction with extending gravity sewer to the River Pines Lift Station.
 Total costs including street & water utility = \$120,000.

Justification

This project adds a water loop for Rum River Prairie at the same time a lift station is eliminated.

Expenditures	2015	2016	2017	2018	2019	Total
Improvements Other than Building Cost			20,000			20,000
Total			20,000			20,000

Funding Sources	2015	2016	2017	2018	2019	Total
Water Utility Fund			20,000			20,000
Total			20,000			20,000

Capital Improvement Program

2015 *thru* 2019

City of Ramsey, Minnesota

Project #	11-WTR-003
Project Name	Fire Station #1 Extension of Water



Type	Improvement	Department	Water Utility
Useful Life	50 Years	Contact	
Category	Water Utility Improvement	Priority	6-Planned

Status Active

Total Project Cost: \$55,000

Description

Extend municipal water from parking lot into Fire Station #1 building.

Justification

Treated water is currently at the west end of parking lot on the property. This extension would allow for the installation of a sprinkler system within the building while also improving water quality inside of the building. The current well would be used for irrigation on the site.

Trunk charges are waived for public buildings. Total project cost: \$45,000

Expenditures	2015	2016	2017	2018	2019	Total
Improvements Other than Building Cost	55,000					55,000
Total	55,000					55,000

Funding Sources	2015	2016	2017	2018	2019	Total
Water Utility Fund	55,000					55,000
Total	55,000					55,000

Capital Improvement Program

2015 *thru* 2019

City of Ramsey, Minnesota

Project # 12-WTR-001
Project Name Watermain Sunfish Lk Blvd



Type Improvement **Department** Water Utility
Useful Life 50 Years **Contact**
Category Water Utility Improvement **Priority** 6-Planned

Status Active

Total Project Cost: \$450,000

Description

Extend watermain along Sunfish Lake Boulevard from Sunwood Drive to Fox Knoll approx. 4,000 feet.

Justification

This project will complete another watermain loop connection, providing increased fire flows, increased pressure and enhanced system reliability.

Expenditures	2015	2016	2017	2018	2019	Total
Improvements Other than Building Cost			450,000			450,000
Total			450,000			450,000

Funding Sources	2015	2016	2017	2018	2019	Total
Water Utility Fund			450,000			450,000
Total			450,000			450,000

Capital Improvement Program

2015 *thru* 2019

City of Ramsey, Minnesota

Project # 14-WTR-001
Project Name REFURBISH WATER TOWER #2



Type Improvement **Department** Water Utility
Useful Life 15 **Contact** Unassigned
Category Water Utility Improvement **Priority** 6-Planned

Status Active

Total Project Cost: \$1,300,000

Description

Interior and exterior coatings at water tower #2

Justification

Ongoing maintenance of interior and exterior coatings on 1.5mg water tower to include inspections.

Expenditures	2015	2016	2017	2018	2019	Total
Improvements Other than Building Cost			1,300,000			1,300,000
Total			1,300,000			1,300,000

Funding Sources	2015	2016	2017	2018	2019	Total
Water Utility Fund			1,300,000			1,300,000
Total			1,300,000			1,300,000

Capital Improvement Program

2015 *thru* 2019

City of Ramsey, Minnesota

Project #	14-WTR-002
Project Name	REFURBISH WATER TOWER #1



Type	Improvement	Department	Water Utility
Useful Life	15	Contact	Unassigned
Category	Water Utility Improvement	Priority	6-Planned

Status Active

Total Project Cost: \$1,300,000

Description

Interior and exterior coatings at water tower #1

Justification

Ongoing maintenance of interior and exterior coatings on 0.5mg water tower to include inspections.

Expenditures	2015	2016	2017	2018	2019	Total
Improvements Other than Building Cost				1,300,000		1,300,000
Total				1,300,000		1,300,000

Funding Sources	2015	2016	2017	2018	2019	Total
Water Utility Fund				1,300,000		1,300,000
Total				1,300,000		1,300,000

Capital Improvement Program

2015 *thru* 2019

City of Ramsey, Minnesota

Project #	14-WTR-003
Project Name	BUNKER/PUMA WATER TRUNK EXT



Type	Improvement	Department	Water Utility
Useful Life	50 Years	Contact	
Category	Water Utility Improvement	Priority	6-Planned

Status Active

Total Project Cost: \$700,000

Description

Per the City's 2012 adopted Comprehensive Sanitary Sewer and Water Plans, both Sanitary Sewer and Water Trunk line extensions are needed to serve the area outlined below. The plan calls for both extensions to be installed based on development. Both extensions have sufficient funding sources today (water and sewer fund).

The estimated Sanitary Sewer Trunk line extension is \$500,000. The estimated Water Trunk line extension is about \$700,000. Combined, both extensions are estimated at about \$1.2M. The actual cost of both lines will change when design is completed. NOTE: two CIP documents exist for this one project (one for sewer and one for water).

Justification

The Ramsey City Council and EDA have identified the need to prepare for the development of a new business park within the City. The City is targeting a large area of privately owned green-field space located on the north side of U.S. Highway 10, west of Armstrong Boulevard, for a future Ramsey business park.

The future business park is one component (about 92 acres) of a larger green-field area ready for development (about 350 acres). This larger green-field area includes areas for single-family residential development (about 118 acres), medium-density residential (about 31 acres) and room for a future private school campus (about 90 acres)

Expenditures	2015	2016	2017	2018	2019	Total
Improvements Other than Building Cost		700,000				700,000
Total		700,000				700,000

Funding Sources	2015	2016	2017	2018	2019	Total
Water Utility Fund		700,000				700,000
Total		700,000				700,000

Capital Improvement Program

2015 *thru* 2019

City of Ramsey, Minnesota

Project #	15-WTR-001
Project Name	Garnet Street Reconstruction

Type	Improvement	Department	Water Utility
Useful Life	50 Years	Contact	
Category	Street Improvement	Priority	6-Planned

Status Active


Total Project Cost: \$170,000

Description
Reconstruct Garnet Street north of 167th Avenue, and 168th Avenue west of Garnet Street.
Total Project Cost = \$1,675,000 (based on feasibility report 1/15)
Street Improvement: \$1,036,000
Water Utility: \$ 170,000
Sewer Utility: \$ 271,000
Storm Utility: \$ 198,000

Justification
Garnet Street has needed reconstruction for several years. This project will replace the failing pavement. This is the beginning of the long term street reconstruction program.
The project will install concrete curb & gutter and a concrete sidewalk on one side of the street. This project will install storm sewer, sanitary sewer and watermain. The estimates include approximately \$250,000 for soil corrections.

Expenditures	2015	2016	2017	2018	2019	Total
Improvements Other than Building Cost	170,000					170,000
Total	170,000					170,000

Funding Sources	2015	2016	2017	2018	2019	Total
Water Utility Fund	170,000					170,000
Total	170,000					170,000



CASH FLOW PROJECTIONS

Business Revolving Loan Fund

	<u>Actual 2009</u>	<u>Actual 2010</u>	<u>Actual 2011</u>	<u>Actual 2012</u>	<u>Actual 2013</u>	<u>Projected 2014</u>	<u>Projected 2015</u>	<u>Projected 2016</u>	<u>Projected 2017</u>	<u>Projected 2018</u>	<u>Projected 2019</u>
FUND BALANCE, Beginning of Year	195,140.44	230,253.35	254,697.69	285,446.01	307,873.48	272,403.07	280,724.12	290,532.02	300,487.02	310,591.37	330,126.41
REVENUES:											
Systematic Refrig (Zero Zone)-prn											
Systematic Refrig (Zero Zone)-int											
Sunfish Loan	11,738.21	0.00	0.00	0.00	0.00	0.00	0.00	0.00	0.00	0.00	0.00
Kuro Fitness Prn					3,761.91	4,650.66	4,804.08	4,962.55	5,126.26	5,295.41	5,470.05
Kuro Fitness Int					902.29	946.36	792.96	634.47	470.78	301.63	126.99
Clear Choice Prn	4,361.10	4,630.05	14,088.27	0.00	0.00	0.00	0.00	0.00	0.00	0.00	0.00
Clear Choice Int	1,276.37	1,094.31	443.68	0.00	0.00	0.00	0.00	0.00	0.00	0.00	0.00
Panther Precision-prn	9,692.43	10,105.26	10,498.30	20,370.28	0.00	0.00	0.00	0.00	0.00	0.00	0.00
Panther Precision-int	1,849.80	1,349.82	1,043.66	67.90	0.00	0.00	0.00	0.00	0.00	0.00	0.00
Interest Earnings	7,737.00	8,806.90	6,216.41	4,816.29	(5,134.61)	2,724.03	4,210.86	4,357.98	4,507.31	4,658.87	4,951.90
Total Revenues	<u>36,654.91</u>	<u>25,986.34</u>	<u>32,290.32</u>	<u>25,254.47</u>	<u>(470.41)</u>	<u>8,321.05</u>	<u>9,807.90</u>	<u>9,955.00</u>	<u>10,104.35</u>	<u>10,255.91</u>	<u>10,548.94</u>
EXPENDITURES:											
Loan to Kuro Fitness (2013-2020)					35,000.00						
Panther Precision-State Share	1,542.00	1,542.00	1,542.00	2,827.00	0.00						
Total Expenditures	<u>1,542.00</u>	<u>1,542.00</u>	<u>1,542.00</u>	<u>2,827.00</u>	<u>35,000.00</u>	<u>0.00</u>	<u>0.00</u>	<u>0.00</u>	<u>0.00</u>	<u>0.00</u>	<u>0.00</u>
Increase (Decrease) in Cash	<u>35,112.91</u>	<u>24,444.34</u>	<u>30,748.32</u>	<u>22,427.47</u>	<u>(35,470.41)</u>	<u>8,321.05</u>	<u>9,807.90</u>	<u>9,955.00</u>	<u>10,104.35</u>	<u>10,255.91</u>	<u>10,548.94</u>
FUND BALANCE, End of Year	230,253.35	254,697.69	285,446.01	307,873.48	272,403.07	280,724.12	290,532.02	300,487.02	310,591.37	320,847.28	340,675.34

EQUIPMENT REVOLVING FUND #234

	<u>Actual 2011</u>	<u>Actual 2012</u>	<u>Actual 2013</u>	<u>Projected 2014</u>	<u>Projected 2015</u>	<u>Projected 2016</u>	<u>Projected 2017</u>	<u>Projected 2018</u>	<u>Projected 2019</u>	Future??? (When Land Sales/
FUND BALANCE, Beginning of Year	3,342,842.56	3,276,235.72	1,780,818.16	2,019,286.40	1,733,695.32	1,449,502.50	1,130,364.03	987,441.49	437,078.12	
REVENUES:										
Transfers from General Fund:										
Excess Revenue	12,973.00	17,926.00	71,653.00	0.00	0.00	0.00	0.00	0.00	0.00	
Zayo Fiber		9,519.00								
QCTV Funds	30,000.00		50,000.00	62,197.10						
Transfer from General Fund for VELM System				29,190.45						
Sale of Fixed Assets	0.00	0.00	0.00	13,500.00	0.00	0.00	0.00	0.00	0.00	
First half of fire truck (exp transfer in 2012 but will be bought in 2013) Equipment Certificates fund 9431 will cover				172,986.04						
Second half of fire truck (included in exp transfer in 2013(from Fund 9431-Cap Cert Debt)			150,000.00							
Interest Earnings	76,962.22	48,968.44	(33,184.76)	30,289.30	26,005.43	21,742.54	16,955.46	14,811.62	6,556.17	
Total Revenues	119,935.22	76,413.44	238,468.24	308,162.89	26,005.43	21,742.54	16,955.46	14,811.62	6,556.17	
EXPENDITURES:										
Capital Outlay:										
General Government	16,000.00	57,600.00		452,398.12	261,728.00	340,881.00	159,878.00	565,175.00	427,500.00	
Fire(fire truck funded via equip cert in 2013)	32,000.00	6,000.00		334,629.00						
Parks/PW	12,887.81	52,052.00			0.00	0.00	0.00	0.00	0.00	
Police	94,600.00	94,600.00		0.00	0.00	0.00	0.00	0.00	0.00	
Improvements with qctv funds	31,054.25			18,249.84						
Police VELM Camera System				144,529.75	48,470.25					
Transfers to General Fund										
2012 Street Maint (Allows TIF 4 to go to Sunwood Dr)		275,000.00								
Sunwood Drive Realignment See Above Entry		1,086,579.00								
Funds fronted for Sunwood Realignment until Grant Funds of \$500,000 received in 2014				(450,000.00)						
Total Expenditures	186,542.06	1,571,831.00	0.00	499,806.71	310,198.25	340,881.00	159,878.00	565,175.00	427,500.00	
Increase (Decrease) in Cash	(66,606.84)	(1,495,417.56)	238,468.24	(191,643.82)	(284,192.82)	(319,138.46)	(142,922.54)	(550,363.38)	(420,943.83)	
Reserved for QCTV Funding Purchases				93,947.26						
FUND BALANCE, End of Year	3,276,235.72	1,780,818.16	2,019,286.40	1,733,695.32	1,449,502.50	1,130,364.03	987,441.49	437,078.12	16,134.29	

**** from QCTV to be used for Council equipment
Reimbursed back with Land Proceeds From Cor
When Available** 911,579.00

FACILITY FUND #412

	Act:	Actual 2009	Actual 2010	Actual 2011	Actual 2012	Actual 2013	Projected 2014	Projected 2015	Projected 2016	Projected 2017	Projected 2018	Projected 2019
FUND BALANCE, Beginning of Year		168,249	173,482	174,904	210,512	285,589	566,594	489,567	260,783	264,695	243,665	247,320
REVENUES:												
Excess Revenue Transfer (Year Enc				51,890	71,705	286,613						
Interest Earnings		5,233	2,602	4,270	3,373	(5,608)	8,499	7,343	3,912	3,970	3,655	3,710
Total Revenues		5,233	2,602	56,160	75,078	281,005	8,499	7,343	3,912	3,970	3,655	3,710
EXPENDITURES:												
Retrofit PW				15,501								
PID Wire Circuits			1,181									
Resurface PD Garage Floor							7,900					
Parking Ramp Improvements Authorized 7-8-14							20,573	236,127				
Sprinker Fire Station #1										25,000		
Fire Station #2							57,054					
City Hall/Fire Station Design				5,052								
Total Expenditures		-	1,181	20,553	-	-	85,527	236,127	-	25,000	-	-
Increase (Decrease) in Cash		5,233	1,422	35,607	75,078	281,005	(77,028)	(228,784)	3,912	(21,030)	3,655	3,710
CASH/FUND BALANCE, End of Year		173,482	174,904	210,512	285,589	566,594	489,567	260,783	264,695	243,665	247,320	251,030

PW Property- Bury Carlson Site

\$719,774.50 PV
5.00% Rate
20 Term

2009 & 2010 Payment Only

General Fund Share only of original \$1,753,500

Payment	NPV Beginning	Interest	Period	Principal	Remaining Balance	Payment Due
\$57,756.57	\$719,774.50	\$35,988.73	1	\$21,767.85	\$698,006.66	1/1/2009
\$57,756.57	\$698,006.66	\$34,900.33	2	\$22,856.24	\$675,150.42	1/1/2010
\$57,756.57	\$675,150.42	\$33,757.52	3	\$23,999.05	\$651,151.37	1/2/2011
\$57,756.57	\$651,151.37	\$32,557.57	4	\$25,199.00	\$625,952.37	1/2/2012
\$57,756.57	\$625,952.37	\$31,297.62	5	\$26,458.95	\$599,493.42	1/1/2013
\$57,756.57	\$599,493.42	\$29,974.67	6	\$27,781.90	\$571,711.52	1/1/2014
\$57,756.57	\$571,711.52	\$28,585.58	7	\$29,170.99	\$542,540.52	1/2/2015
\$57,756.57	\$542,540.52	\$27,127.03	8	\$30,629.54	\$511,910.98	1/2/2016
\$57,756.57	\$511,910.98	\$25,595.55	9	\$32,161.02	\$479,749.96	1/1/2017
\$57,756.57	\$479,749.96	\$23,987.50	10	\$33,769.07	\$445,980.88	1/1/2018
\$57,756.57	\$445,980.88	\$22,299.04	11	\$35,457.53	\$410,523.36	1/2/2019
\$57,756.57	\$410,523.36	\$20,526.17	12	\$37,230.40	\$373,292.96	1/2/2020
\$57,756.57	\$373,292.96	\$18,664.65	13	\$39,091.92	\$334,201.03	1/1/2021
\$57,756.57	\$334,201.03	\$16,710.05	14	\$41,046.52	\$293,154.52	1/1/2022
\$57,756.57	\$293,154.52	\$14,657.73	15	\$43,098.84	\$250,055.67	1/2/2023
\$57,756.57	\$250,055.67	\$12,502.78	16	\$45,253.79	\$204,801.89	1/2/2024
\$57,756.57	\$204,801.89	\$10,240.09	17	\$47,516.48	\$157,285.41	1/1/2025
\$57,756.57	\$157,285.41	\$7,864.27	18	\$49,892.30	\$107,393.11	1/1/2026
\$57,756.57	\$107,393.11	\$5,369.66	19	\$52,386.91	\$55,006.20	1/2/2027
\$57,756.51	\$55,006.20	\$2,750.31	20	\$55,006.20	(\$0.00)	1/2/2028
		<u>\$435,356.84</u>		<u>\$719,774.50</u>		

\$675,150.42 PV
2.00% Rate
18 Term

Reduced Interest Rate beginning in 2011 due to economy

General Fund Share only of original \$1,753,500

Payment	NPV Beginning	Interest	Period	Principal	Remaining Balance	Payment Due
\$44,520.00	\$675,150.42	\$13,503.01	1	\$31,016.99	\$644,133.43	1/1/2011
\$44,520.00	\$644,133.43	\$12,882.67	2	\$31,637.33	\$612,496.10	1/1/2012
\$44,520.00	\$612,496.10	\$12,249.92	3	\$32,270.08	\$580,226.02	1/1/2013
\$44,520.00	\$580,226.02	\$11,604.52	4	\$32,915.48	\$547,310.54	1/1/2014
\$44,520.00	\$547,310.54	\$10,946.21	5	\$33,573.79	\$513,736.75	1/1/2015
\$44,520.00	\$513,736.75	\$10,274.74	6	\$34,245.26	\$479,491.49	1/1/2016
\$44,520.00	\$479,491.49	\$9,589.83	7	\$34,930.17	\$444,561.31	1/1/2017
\$44,520.00	\$444,561.31	\$8,891.23	8	\$35,628.77	\$408,932.54	1/1/2018
\$44,520.00	\$408,932.54	\$8,178.65	9	\$36,341.35	\$372,591.19	1/1/2019
\$44,520.00	\$372,591.19	\$7,451.82	10	\$37,068.18	\$335,523.02	1/1/2020
\$44,520.00	\$335,523.02	\$6,710.46	11	\$37,809.54	\$297,713.48	1/1/2021
\$44,520.00	\$297,713.48	\$5,954.27	12	\$38,565.73	\$259,147.75	1/1/2022
\$44,520.00	\$259,147.75	\$5,182.95	13	\$39,337.05	\$219,810.70	1/1/2023
\$44,520.00	\$219,810.70	\$4,396.21	14	\$40,123.79	\$179,686.91	1/1/2024
\$44,520.00	\$179,686.91	\$3,593.74	15	\$40,926.26	\$138,760.65	1/1/2025
\$44,520.00	\$138,760.65	\$2,775.21	16	\$41,744.79	\$97,015.87	1/1/2026
\$44,520.00	\$97,015.87	\$1,940.32	17	\$42,579.68	\$54,436.18	1/1/2027
\$55,524.91	\$54,436.18	\$1,088.72	18	\$54,436.19	(\$0.00)	1/1/2028
		\$0.00	19	\$0.00	\$0.00	1/1/2029
		<u>\$137,214.49</u>		<u>\$675,150.42</u>		

Landfill Trust Fund #803

Cash Balance	Actual 2009	Actual 2010	Actual 2011	Actual 2012	Actual 2013	Projected 2014	Projected 2015	Projected 2016	Projected 2017	Projected 2018	Projected 2019	Future
Beginning Balance	3,536,624	3,616,892	3,307,739	2,824,272	1,977,893	1,737,999	1,820,525	1,908,915	1,937,549	1,966,612	1,996,111	
Interest Earnings	105,902	96,290	69,436	40,229	(38,673)	26,070	27,308	28,634	29,063	29,499	29,942	
Loan Payments-Interest Only												
PW Facility Loan-Int (6%)-12yr(2006)												
PD Facility Loan-Int (8%)-20 YR(2015)	25,453	22,600	19,519	16,191	12,597	8,716	4,525					
Loan Payments-Principal Only												
PW Facility Loan-Prin (6%)-12yr												
PD Facility Loan-Prin (8%)-20 YR	35,660	38,512	41,593	44,921	48,515	52,396	56,557					
Total Revenues	167,015	157,403	130,548	101,341	22,439	87,182	88,390	28,634	29,063	29,499	29,942	
Ramsey Rail-Design with Kimley Horn Anoka JPA				(246,389)								
BNSF-Sunfish				(219,543)								
Loan for North Common Park 17 lot Construction (reimbursed back after sold from COR Sales)				(79,793)	(260,983)	(4,656)						
Elmcrest Creek Trail												(75,000)
RTC Ramp Expense	(14,660)				(1,350)							
Share of Ramsey Express Bus (net of Grant)	(72,087)	(466,556)	(614,015)	(401,994)								
Trott Brook Trail Corridor												(15,000)
Total Expenditures	(86,747)	(466,556)	(614,015)	(947,720)	(262,333)	(4,656)	-	-	-	-	-	
Increase (decrease) in cash	80,268	(309,153)	(483,467)	(846,379)	(239,894)	82,526	88,390	28,634	29,063	29,499	29,942	
FUND BALANCE, End of Year	3,616,892	3,307,739	2,824,272	1,977,893	1,737,999	1,820,525	1,908,915	1,937,549	1,966,612	1,996,111	-	2,026,053

LANDFILL TRUST FUND:

\$202,388 Still in advances on PD bldg

Fund is supposed to be maintained at \$2,750,000 or adequate level, council wanted bus service

\$157,467 Still in advanced on PD building

\$108,953 Still in advanced on PD building

LAWFUL GAMBLING FUND #270

	<u>Actual 2009</u>	<u>Actual 2010</u>	<u>Actual 2011</u>	<u>Actual 2012</u>	<u>Actual 2013</u>	<u>Projected 2014</u>	<u>Projected 2015</u>	<u>Projected 2016</u>	<u>Projected 2017</u>	<u>Projected 2018</u>	<u>Projected 2019</u>
FUND BALANCE, Beginning of Year	216,538	114,384	138,492	138,114	162,477	154,026	143,546	71,699	57,699	83,699	24,699
REVENUES:											
Required Contributions:											
Anoka Area Ice Arena Association	4,354	4,055	3,152	3,257	5,058	4,800	4,000	4,000	4,000	4,000	4,000
Climb Theatre	11,357	9,361	9,889	13,243	13,375	14,000	10,000	10,000	10,000	10,000	10,000
Ramsey Lions Club	21,360	16,090	18,456	18,484	25,472	31,000	25,000	25,000	25,000	25,000	25,000
Ramsey Lions Donation-Heart Safe						1,000					
Donations	920	5,585	385	-	-	-	-	-	-	-	-
Interest Earnings	6,097	4,517	3,240	2,378	(2,970)	2,310	2,153	-	-	-	-
Total Revenues	<u>44,087</u>	<u>39,608</u>	<u>35,122</u>	<u>37,363</u>	<u>40,936</u>	<u>53,110</u>	<u>41,153</u>	<u>39,000</u>	<u>39,000</u>	<u>39,000</u>	<u>39,000</u>
EXPENDITURES:											
Park Improvement Program											
Central Park Entrance Sign/locks	3,235										
Lake Itasca Observation Boardwalk								40,000			
Observation Deck-Mississippi										85,000	
Boat Launch			20,000								
Elmcrest Park Playground							100,000				
Lions Pavillion Improvements											
Draw Park Restroom						46,040					
Heartsafe						1,000					
Youth First		500	5,500	8,000	3,000	8,000	8,000	8,000	8,000	8,000	8,000
Juvenile Diversion		5,000	5,000	5,000	5,000	5,000	5,000	5,000	5,000	5,000	5,000
North Commons Park				-	41,387	3,550					
Ramsey Foundation-Cor Performance		5,000									
Safety Camp		5,000	5,000								
Community Programs	11,250										
Dog Park-Alpine Park	6,960										
Skateboard Park in Alpine Park	124,797										
Transfers to Other Funds -											
Total Expenditures	<u>146,242</u>	<u>15,500</u>	<u>35,500</u>	<u>13,000</u>	<u>49,387</u>	<u>63,590</u>	<u>113,000</u>	<u>53,000</u>	<u>13,000</u>	<u>98,000</u>	<u>13,000</u>
Increase (Decrease) in Cash	<u>(102,154)</u>	<u>24,108</u>	<u>(378)</u>	<u>24,363</u>	<u>(8,451)</u>	<u>(10,480)</u>	<u>(71,847)</u>	<u>(14,000)</u>	<u>26,000</u>	<u>(59,000)</u>	<u>26,000</u>
FUND BALANCE, End of Year	114,384	138,492	138,114	162,477	154,026	143,546	71,699	57,699	83,699	24,699	50,699

Park Improvement Trust

	Actual 2011	Actual 2012	Actual 2013	Projected 2014	Projected 2015	Projected 2016	Projected 2017	Projected 2018	Projected 2019	Future
Beginning Balance	2,021,123	1,987,531	2,649,355	2,459,915	1,545,495	804,012	209,072	257,208	286,066	
Projected Revenue										
F&C Land Proceeds		101,111								
MN DNR Grant-North Common Trees				10,498						
Alpine & Rivers Ben Park Easements			52,551	13,000						
Armstrong Trail Grant (MNDNR) City Share is 50%-Exceeded				100,000						
ARAA Share of Elmcrest Park Building			40,000							
Mississippi River Trail County (\$126,800 & Fed \$164,200)					162,800	126,820				
Mississippi Skyway \$100,000 (TOD Grant)					100,000					
Park/Trail Dedications	1,820	619,567	55,855	150,489	100,000	100,000	50,000	50,000	25,000	
Tmobile Tower Rental	18,000	18,000	-	-	-	-	-	-	-	-
Donations	2,174	356	-	665	-	-	-	-	-	-
Interest Earnings	81,181	56,489	(64,588)	36,899	23,182	12,060	3,136	3,858	4,291	
TOTAL REVENUE	103,175	795,524	83,818	188,053	123,182	112,060	53,136	53,858	29,291	
CIP Projects										
Alpaca Estates Outlet						(35,000)				
Alpine Trail		(58,813)								
Alpine Park Winter Facilities (Future)				(1,300)						\$ (2,500,000)
Armstrong Trail (See \$100,000 grant above)			(17,601)	(201,223)						
Central Park Parkway					(350,000)					
Community Building for Elmcrest Park			(58,634)	(778,724)						
Central Park Sidewalk				(6,386)						
Drinking Fountains		(4,173)	(6,594)	(2,550)	(7,000)	(7,000)				
Draw Park Entrance Monument			(22,319)							
Draw Ballfield area (Future)										\$ (1,200,000)
Draw Park Water Fountains					(15,000)					
Rhinestone Parking Lot	(127,837)									
Card Reader-Canoe Rental	(6,777)									
Elmcrest Creek Trail (Future)										\$ (575,000)
Elmcrest Park Entrance					(80,000)					
Fordbrook Playground										\$ (50,000)
Hunters Hill Park Redevelopment (Future)										\$ (500,000)
Irrigation Titterud Park (Future)										\$ (76,000)
Lake Ramsey Park (Future)										\$ (4,000,000)
McKinley Trail Connection to Anoka					(25,000)					
Landscape Improvements for Parks	(2,153)		(2,928)		(5,000)	(5,000)	(5,000)	(5,000)		
Mississippi River Park Development (Future)										\$ (750,000)
Mississippi Skyway				(25,979)	(82,665)					
North Commons Park		(70,713)	(6,092)	(13,220)						
Rabbit Park Phase II (Future)										\$ (125,000)
Restroom Facilities			(44,840)							
Ramsey Blvd Path				(10,608)						
Riversbluff Outlaws A Acquisition								(20,000)		
Riverdale Park Sewer & Shelter				(18,015)						
Sixth Community Park (Future)										\$ (1,000,000)
Tennis Courts hydroblasted			(28,540)							
Trail-Mississippi River Regional Trail(See Anoka County & Fed Grant above)			(64,710)	(44,468)						
Mississippi River Trail - Non Grant Funded						(660,000)				
Trail Projects			(21,000)		(300,000)					
Lake Itasca Park Phase I & II (Future)										\$ (1,200,000)
Total CIP Projects (EXPENDITURES)	(136,767)	(133,700)	(273,258)	(1,102,473)	(864,665)	(707,000)	(5,000)	(25,000)	-	(11,976,000)
FUND BALANCE, End of Year	1,987,531	2,649,355	2,459,915	1,545,495	804,012	209,072	257,208	286,066	315,357	

PUBLIC IMPROVEMENT REVOLVING [PIR] FUND #400

	<u>Actual 2009</u>	<u>Actual 2010</u>	<u>Actual 2011</u>	<u>Actual 2012</u>	<u>Actual 2013</u>	<u>Projected 2014</u>	<u>Projected 2015</u>	<u>Projected 2016</u>	<u>Projected 2017</u>	<u>Projected 2018</u>	<u>Projected 2019</u>
FUND BALANCE - Beginning of Year	1,328,578.65	1,673,587.11	1,700,019.84	1,829,366.80	2,237,525.92	2,915,470.94	3,159,227.94	2,475,430.36	2,242,561.82	1,114,200.25	1,782,764.06
REVENUES:											
Special Assessments (P&I)	454,468.21	497,225.83	554,388.16	365,935.38	301,614.47	250,904.34	147,000.00	129,000.00	87,000.00	66,000.00	50,000.00
Transfers from Other Funds:											
Business Subsidys from TIF 10 eligible				870,128.30							
General Fund - 10% transfer (excess rev	0.00	603,000.00	30,750.16	71,706.00	286,612.00						
TIF 8 Reimbursement interfund Loan										936,850.81	
Non-TIF Interest Transfer			220,948.00								
Wiser Choice Liquor-Rent & Taxes					42,254.03	33,364.69					
Funding for future road projects Remaining from 2013 budget (\$219,493 not transferred from PIR in 201					303,478.00						
Close Project Funds				44,676.06	10,500.00						
Prn/Int-Park & Ride	12,272.00	11,465.64	11,336.00	10,868.00							
Interest Earnings	67,780.78	62,964.65	41,947.37	34,495.79	(43,756.29)	43,732.06	47,388.42	37,131.46	33,638.43	16,713.00	26,741.46
Miscellaneous/anoka cty share access mgmt		530.00									
Total Revenues	<u>534,520.99</u>	<u>1,175,186.12</u>	<u>859,369.69</u>	<u>1,397,809.53</u>	<u>900,702.21</u>	<u>328,001.09</u>	<u>194,388.42</u>	<u>166,131.46</u>	<u>120,638.43</u>	<u>1,019,563.81</u>	<u>76,741.46</u>
EXPENDITURES:											
150th Avenue Sidewalk		51,704	3,000								
2012 Budget-Muni Center Debt				603,000							
151/152nd Assessment		211,686	72,351								
Ute Stret Assess		31,168	7,223								
Phone Survey Road Maint/Decision Resources & Himle Rapp			37,474								
Dysprosium Assess			104,054								
Chameleon Street Assess			120,441								
Transmission Lines buried (internal Loan Res TIF 14- 4% interest 3-8-11			130,199								
Add'l 2010 Street Maint program			17,262								
Bury & Carlson Conduit Pile					138,277						
Tinklenburg Hwy 10 Funding					45,037	34,454					
Hwy 10/169 Transportation alliance							30,000	30,000			
Azurite Septic Repair Assessed		5,174									
Alpine Drive Railroad Crossing					1,471	8,314	88,215				
River Pines Lift Station Street Connection										55,000	
North Highway 10 Frontage Road									900,000		
Alpine /Roanoake Assess			11,087								
Veterans Drive Streetscape										240,000	
Sunwood Drive Roundabout Landscaping								20,000			
Jarvis Street Reconstruction Improvement							294,000	293,000	293,000		
Garnet Street Reconstruction from 2013 Road Funding Excess (Sidewalks??)							409,971				
Property Taxes Wiser Choice					8,040	12,724					
Single Road Access Areas							25,000	25,000	25,000	25,000	25,000
Foster ROW Purchase		380,312									
Anoka Cnty S.A. Expenses	6,464	6,865	5,601	5,801	4,932	3,751	6,000	6,000	6,000	6,000	6,000
Transfers to Other Funds:											
S/A To proj/bond funds 2012 Gen Fund Budget Transfer				244,500	25,000						
Closed Project Funds			15,895								
General - Street Maint Prog	183,048	461,845	205,435	136,349	-	25,000	25,000	25,000	25,000	25,000	25,000
Total Expenditures	<u>189,513</u>	<u>1,148,753</u>	<u>730,023</u>	<u>989,650</u>	<u>222,757</u>	<u>84,244</u>	<u>878,186</u>	<u>399,000</u>	<u>1,249,000</u>	<u>351,000</u>	<u>56,000</u>
INCREASE (DECREASE) IN CASH	<u>345,008.46</u>	<u>26,432.73</u>	<u>129,346.96</u>	<u>408,159.12</u>	<u>677,945.02</u>	<u>243,757.00</u>	<u>(683,797.58)</u>	<u>(232,868.54)</u>	<u>(1,128,361.57)</u>	<u>668,563.81</u>	<u>20,741.46</u>
FUND BALANCE - End of Year	1,673,587.11	1,700,019.84	1,829,366.80	2,237,525.92	2,915,470.94	3,159,227.94	2,475,430.36	2,242,561.82	1,114,200.25	1,782,764.06	1,803,505.52

Sewer Utility Fund - Working Capital

	Act	Actual 2009	Actual 2010	Actual 2011	Actual 2012	Actual 2013	Projected 2014	Projected 2015	Projected 2016	Projected 2017	Projected 2018	Projected 2019
Beginning Balance		6,578,086	4,970,678	4,862,722	5,534,360	6,594,163	7,118,588	7,709,255	8,072,272	8,142,706	8,885,112	9,217,515
Utility Revenue												
From Utility Billings(sewer study)		1,200,891	1,261,609	1,236,771	1,324,342	1,315,823	1,377,500	1,391,275	1,405,188	1,419,240	1,433,432	1,447,766
Internal Loan to offset Muni Center Debt beginning year 2010-2			30,243	61,853	43,307	44,173	61,853	61,853	61,853	61,853	61,853	61,853
Internal loan to offset RTC land Purchase - 10 Year @ 2% (When land proceeds received)					37,442	-	142,444	-	-	-	-	-
Interest Earnings		206,288	244,914	138,022	96,996	(127,281)	106,779	115,639	121,084	122,141	133,277	138,263
SAC(3421 acct)		9,200	7,760	5,000	1,650	4,175	1,550	3,000	3,000	3,000	3,000	3,000
Connection Charges-Trunk (3431 acct)3% anr		4,862	36,206	-	299,021	79,173	4,537	25,000	25,000	25,000	25,000	25,000
Operating Expense (Personal Services, Supplies, Other Services & Charges)		(656,533)	(688,688)	(764,110)	(742,955)	(770,757)	(850,000)	(862,750)	(875,691)	(888,827)	(902,159)	(915,691)
CIP Projects-Sewer Utilities												
Utility Truck							(54,745)				(25,000)	
Sewer Jet Vac Truck		(4,717)										
Abandon Wildlife Sanctuary Lift Station Pump					(5,898)						(352,000)	
Abandon Liftstation River Pines											(45,000)	
Internal loan RTC land Purchase - 10 Year @ NW S&W Ext		(2,334,394)	(33,005)									
Garnet Street Reconstruction Impr								(271,000)				
Sewer ext for Bunker/Puma									(500,000)			
Sewer Ext Armstrong to Traprock(Riverdale)							(199,250)					
Fire Station #1 Sanitary Sewer								(60,000)				
Lift Station #1 Replace Cabinet								(40,000)				
Internal Loan to offset Muni Center Debt beginning year 2010-2			(1,000,000)									
Sunwood Realignment						(20,881)						
West Mississippi Park Sewer									(170,000)			
Remaining Working Capital Balance		4,970,678	4,862,722	5,534,360	6,594,163	7,118,588	7,709,255	8,072,272	8,142,706	8,885,112	9,217,515	9,977,706

*** This fund is created to offset the repairs of lines. The city currently has over \$21,000,000 of sewer lines (per 2013 audit) which includes over \$5.8M of accumulated depreciation

2nd Loan - 2010

MUNI Center Debt Internal Loan

\$1,000,000.00 PV
5.00% Rate
20 Term

Original for 2010 budget Sewer Fund Loan Towards Muni Debt

Payment	NPV_Beginning	Interest	Period	Principal	Remaining Balance	Payment Due
\$80,243.00	\$1,000,000.00	\$50,000.00	1	\$30,243.00	\$969,757.00	1/1/2010
\$80,243.00	\$969,757.00	\$48,487.85	2	\$31,755.15	\$938,001.85	1/1/2011
\$80,243.00	\$938,001.85	\$46,900.09	3	\$33,342.91	\$904,658.94	1/2/2012
\$80,243.00	\$904,658.94	\$45,232.95	4	\$35,010.05	\$869,648.89	1/1/2013
\$80,243.00	\$869,648.89	\$43,482.44	5	\$36,760.56	\$832,888.33	1/1/2014
\$80,243.00	\$832,888.33	\$41,644.42	6	\$38,598.58	\$794,289.75	1/1/2015
\$80,243.00	\$794,289.75	\$39,714.49	7	\$40,528.51	\$753,761.24	1/2/2016
\$80,243.00	\$753,761.24	\$37,688.06	8	\$42,554.94	\$711,206.30	1/1/2017
\$80,243.00	\$711,206.30	\$35,560.32	9	\$44,682.68	\$666,523.62	1/1/2018
\$80,243.00	\$666,523.62	\$33,326.18	10	\$46,916.82	\$619,606.80	1/1/2019
\$80,243.00	\$619,606.80	\$30,980.34	11	\$49,262.66	\$570,344.14	1/2/2020
\$80,243.00	\$570,344.14	\$28,517.21	12	\$51,725.79	\$518,618.34	1/1/2021
\$80,243.00	\$518,618.34	\$25,930.92	13	\$54,312.08	\$464,306.26	1/1/2022
\$80,243.00	\$464,306.26	\$23,215.31	14	\$57,027.69	\$407,278.57	1/1/2023
\$80,243.00	\$407,278.57	\$20,363.93	15	\$60,879.07	\$347,399.50	1/2/2024
\$80,243.00	\$347,399.50	\$17,369.98	16	\$62,873.02	\$284,526.48	1/1/2025
\$80,243.00	\$284,526.48	\$14,226.32	17	\$66,016.68	\$218,509.80	1/1/2026
\$80,243.00	\$218,509.80	\$10,925.49	18	\$69,317.51	\$149,192.29	1/1/2027
\$80,243.00	\$149,192.29	\$7,469.61	19	\$72,783.39	\$76,408.90	1/2/2028
\$80,229.35	\$76,408.90	\$3,820.45	20	\$76,408.90	\$0.00	1/1/2029
		\$604,846.35		\$1,000,000.00		

\$969,757.00 PV
2.00% Rate
20 Term

For 2011 and forward budget Sewer Fund Loan Towards Muni Debt lower Int due to economy

Payment	NPV_Beginning	Interest	Period	Principal	Remaining Balance	Payment Due
\$61,853.00	\$969,757.00	\$19,398.14	1	\$42,457.86	\$927,299.14	1/1/2011
\$61,853.00	\$927,299.14	\$18,545.98	2	\$43,307.02	\$883,992.12	1/1/2012
\$61,853.00	\$883,992.12	\$17,679.84	3	\$44,173.16	\$839,818.97	1/1/2013
\$61,853.00	\$839,818.97	\$16,798.38	4	\$45,056.62	\$794,762.34	1/1/2014
\$61,853.00	\$794,762.34	\$15,895.25	5	\$45,957.75	\$748,804.59	1/1/2015
\$61,853.00	\$748,804.59	\$14,976.09	6	\$46,876.91	\$701,927.68	1/1/2016
\$61,853.00	\$701,927.68	\$14,038.55	7	\$47,814.45	\$654,113.24	1/1/2017
\$61,853.00	\$654,113.24	\$13,082.26	8	\$48,770.74	\$605,342.50	1/1/2018
\$61,853.00	\$605,342.50	\$12,108.85	9	\$49,746.15	\$555,596.35	1/1/2019
\$61,853.00	\$555,596.35	\$11,111.93	10	\$50,741.07	\$504,855.28	1/1/2020
\$61,853.00	\$504,855.28	\$10,097.11	11	\$51,755.89	\$453,099.38	1/1/2021
\$61,853.00	\$453,099.38	\$9,061.99	12	\$52,791.01	\$400,308.37	1/1/2022
\$61,853.00	\$400,308.37	\$8,008.17	13	\$53,846.83	\$346,461.54	1/1/2023
\$61,853.00	\$346,461.54	\$6,929.23	14	\$54,923.77	\$291,537.77	1/1/2024
\$61,853.00	\$291,537.77	\$5,830.76	15	\$56,022.24	\$235,515.53	1/1/2025
\$61,853.00	\$235,515.53	\$4,710.31	16	\$57,142.69	\$178,372.84	1/1/2026
\$61,853.00	\$178,372.84	\$3,567.46	17	\$58,286.54	\$120,087.29	1/1/2027
\$61,853.00	\$120,087.29	\$2,401.75	18	\$59,451.25	\$60,636.04	1/1/2028
\$61,848.76	\$60,636.04	\$1,212.72	19	\$60,636.04	(\$0.00)	1/1/2029
		\$205,445.76		\$969,757.00		

Stormwater Management Fund #292

	Actual 2009	Actual 2010	Actual 2011	Actual 2012	Actual 2013	Projected 2014	Projected 2015	Projected 2016	Projected 2017	Projected 2018	Projected 2019
Beginning Balance	967,741	398,378	331,455	346,887	456,111	476,355	254,682	171,647	189,447	207,514	225,851
Developer's Contributions	-	24,473	7,732	102,905	28,833	18,819	15,000	15,000	15,000	15,000	15,000
Interest Earnings	27,494	15,142	7,700	6,318	(8,589)	7,428	4,045	2,800	3,067	3,338	3,613
Total Revenues	27,494	39,615	15,432	109,223	20,244	26,247	19,045	17,800	18,067	18,338	18,613
CIP Projects-Park Projects											
Wetland Credits		(50,610)									
Riverdale Drive Ext						(247,920)	(102,080)				
Sunfish Lake Blvd Storm	(200,000)										
Outfall to Mississippi	(396,857)	(55,928)									
Total Expenditures	(596,857)	(106,537)	-	-	-	(247,920)	(102,080)	-	-	-	-
Increase (decrease) in Cash	(569,363)	(66,923)	15,432	109,223	20,244	(221,673)	(83,035)	17,800	18,067	18,338	18,613
FUND BALANCE, End of Year	398,378	331,455	346,887	456,111	476,355	254,682	171,647	189,447	207,514	225,851	244,464

Storm Water Utility Fund #605

	Act	Actual 2009	Actual 2010	Actual 2011	Actual 2012	Actual 2013	Projected 2014	Projected 2015	Projected 2016	Projected 2017	Projected 2018	Projected 2019
Working Capital												
Beginning Balance		615,570	755,066	938,086	805,183	791,418	779,509	981,346	709,138	(529,775)	(782,067)	(1,721,207)
Utility Revenue		578,666	617,366	617,579	646,152	677,936	705,000	775,500	853,050	938,355	1,032,191	1,032,191
From Utility Billings												
Interest Earnings		26,732	35,398	24,701	13,492	(17,955)	11,693	14,720	10,637	(7,947)	(11,731)	(25,818)
Operating Expense												
(Personal Services, Supplies, Other Services & Charges)		(168,611)	(173,669)	(194,783)	(300,354)	(281,917)	(285,000)	(308,000)	(317,000)	(327,000)	(337,000)	(347,000)
CIP Projects-Stormwater Utility												
County 43 Ditch Cleaning									(180,000)			
Street Sweeper											(180,000)	
Sunwood Drive Realignment						(364,882)						
Annual Drainage Enhancement								(75,000)	(75,000)	(75,000)	(75,000)	(75,000)
Alpine Drive Culvert Replacement							(55,330)					
The Draw Stormwater Grates								(10,000)				
Jarvis Street Reconstruction Improvement								(30,000)	(30,000)	(30,000)		
River Storm Water Discharge Treatment								(75,000)	(75,000)	(75,000)	(75,000)	(75,000)
Storm Sewer Ext from Bunker to Lake Ramsey								(250,000)				
Storm Sewer Garnet/168th Avenue								(198,000)				
Storm Sewer Andrie/164th Avenue									(1,020,600)			
Storm Sewer Alpine Drive-Armstrong to Variolite										(60,700)		
Storm Sewer Stanhope Terrace & North Forty											(587,600)	
Storm Sewer Ford Brook Estates												(237,600)
Riverdale Drive Ext							(158,572)	(91,428)				
Rum River Hills Storm					(95,833)							
West Mississippi Outlet											(680,000)	
Whispering Pines Est Plat 2 Storm												(330,000)
RTC Bunker Lake Blvd (Armstrong to Ramsey Blvd)										(560,000)		
Storm Water Projects		(297,291)	(296,075)	(580,400)	(277,222)	(25,092)	(15,955)	(25,000)	(25,000)	(25,000)	(25,000)	(25,000)
Storwater Drainage Impr (see project list)									(380,000)	(30,000)		
Remaining Working Capital Balance		755,066	938,086	805,183	791,418	779,509	981,346	709,138	(529,775)	(782,067)	(1,721,207)	(1,804,435)

*** This fund is created to offset the repairs of storm drains. The city currently has over \$11,600,000 of storm lines (per 2013 audit which includes \$2.0M of accum depr.

Street Light Utility Fund #603 - Working Capital

	Act	Actual 2009	Actual 2010	Actual 2011	Actual 2012	Actual 2013	Projected 2014	Projected 2015	Projected 2016	Projected 2017	Projected 2018	Projected 2019
Beginning Balance		1,091,042	1,107,885	1,167,489	1,204,373	1,228,198	1,010,548	1,180,207	1,189,910	1,191,758	1,184,635	1,168,404
Utility Revenue From Utility Billings		172,897	179,272	178,850	178,365	200,558	187,500	175,000	175,000	175,000	175,000	175,000
Contributions from Developers												
Interest Earnings		40,288.00	41,462.00	27,326.00	19,641.10	(21,493.73)	15,158.23	17,703.10	17,848.65	17,876.38	17,769.52	17,526.06
Operating Expense (Personal Services, Supplies, Other Services & Charges)		(118,026)	(140,032)	(144,930)	(147,533)	(150,695)	(143,000)	(168,000)	(176,000)	(185,000)	(194,000)	(200,000)
CIP Projects-Street Light Utility												
Sunwood Realignment						\$ (111,732)						
Priority/Developer Street Lights (Sunwood realign booked 2x in 2013)	\$	(78,316)	\$ (21,098)	\$ (24,362)	\$ (26,648)	\$ (134,287)	\$ 110,000	\$ (15,000)	\$ (15,000)	\$ (15,000)	\$ (15,000)	\$ (15,000)
Remaining Working Capital Balance		1,107,885	1,167,489	1,204,373	1,228,198	1,010,548	1,180,207	1,189,910	1,191,758	1,184,635	1,168,404	1,145,930

*** This fund is created to offset the repairs of lights. The city currently has almost \$1M of street lights (per 2013 audit) which includes \$388,000 of accum depr

	Actual 2009	Actual 2010	Actual 2011	Actual 2012	Actual 2013	Projected 2014	Projected 2015	Projected 2016	Projected 2017	2018	2019
Capital Expenses-Equipment											
CIP Projects											
PW Land/Building											
PW Land/Building-Internal Loan 2009-2029 @2%											
Internal Loan to offset Muni Center Debt beginning year 2009-2029 2% \$	(1,000,000)										
Internal Loan for RTC Land Purchase-10 Year @ 2% When Land Sold \$	(2,334,394)										
Internal Loan to offset Muni Center Debt beginning year 2011-2030 @2%			\$ (1,000,000)								
Fire Station #1 Extension of Water							\$ (55,000)				
County Radio System (3-Year Funding)							\$ (1,700)	\$ (1,700)	\$ (1,700)		
3/4 Ton Truck										\$ (47,250)	
Utility Truck										\$ (25,000)	
A. Water Supply & Treatment Improvements											
2 Renovate Pump House #3								\$ (60,000)			
3 Well #1 Rehabilitation						\$ (32,000)		\$ (35,000)	\$ (38,000)	\$ (41,000)	\$ (44,000)
4 Well #7 & 8	\$ (69,373)										
6 Bonding & Study for Water Treatment Facility (20 yrs @5.0%-19.575M)										\$ (1,552,250)	\$ (1,552,250)
7 Site Acquisition for Water Treatment Plant										\$ (1,000,000)	
8 Water Meter Replacement	\$ (209,999)	\$ (210,571)	\$ (109,665)								
Pump House #1 Building Repairs											
B. Water Storage Improvements											
1 1.5 MG Ground Storage Reservoir									\$ (2,000,000)		
2 2.00 MG Elevated Storage Reservoir (Elmcrest Park)	\$ (2,176,853)	\$ (1,213,501)									
3 2.00 MG Elevated Storage Reservoir (Elmcrest Park) Site Land	\$ (768,513)										
Refurbish Water Tower #1									\$ (1,300,000)		
Refurbish Water Tower #2										\$ (1,300,000)	
C. Distribution System Improvements											
2 Alpine Park to Regency Pond	\$ (314,533)										
8 Alpine Drive-CSAH 5 to Germanium St Watermain						\$ (83,000)					
12 River Pines Lift Station Water Connection									\$ (20,000)		
17 General Infrastructure Needs											
D. Distribution System Maintenance Improvements											
Watermain Looping Bunker Lake Blvd								\$ (350,000)			
Watermain Looping Sunfish Lake Blvd									\$ (450,000)		
Watermain Looping Ramsey Boulevard to Traprock								\$ (400,000)			
Bunker/Puma Water Trunk Extension								\$ (700,000)			
Sunfish Lake Blvd/Alpine Drive Intersection Sign			\$ (62,995)								
Watermain Sunwood Drive Realignment					\$ (347,540)						
Garnet Street Reconstruction Improvement							\$ (170,000)				
6 Watermain Looping (Riverdale Drive Project-Traprock to Armstrong)						\$ (841,725)					
Subtotal - Capital Expenses	\$ (6,873,666)	\$ (1,424,072)	\$ (1,172,660)	\$ -	\$ (347,540)	\$ (924,725)	\$ (202,000)	\$ (1,545,000)	\$ (3,808,000)	\$ (3,893,250)	\$ (1,596,250)
Operational Expenses											
Operating Expense-Distribution and Administration	\$ (603,685)	\$ (792,870)	\$ (785,299)	\$ (700,562)	\$ (704,375)	\$ (725,506)	\$ (747,271)	\$ (769,689)	\$ (792,780)	\$ (816,563)	\$ (841,060)
Operating Expense-Treatment										\$ (671,353)	\$ (691,494)
Subtotal-Operating Expense	\$ (603,685)	\$ (792,870)	\$ (785,299)	\$ (700,562)	\$ (704,375)	\$ (725,506)	\$ (747,271)	\$ (769,689)	\$ (792,780)	\$ (1,487,916)	\$ (1,532,554)
Total Annual Expenses	\$ (7,477,351)	\$ (2,216,942)	\$ (1,957,959)	\$ (700,562)	\$ (1,051,915)	\$ (1,650,231)	\$ (949,271)	\$ (2,314,689)	\$ (4,600,780)	\$ (5,381,166)	\$ (3,128,804)
Water System Revenue											
Impact Study 10/05 reduced by 200-300 units per year to be conservative	895	784	900	502	394	369	100	100	100	100	100
Water Sales (gallons/year)	923,993,850	973,353,713	975,000,000	975,000,000	975,000,000	975,000,000	975,000,000	1,269,000	1,269,000	1,269,000	1,269,000
Water rates (\$/1000 gal)(5% annual increase)	\$ 2.05	\$ 2.16	\$ 2.27	\$ 2.38	\$ 2.38	\$ 2.43	\$ 2.47	\$ 2.52	\$ 2.57	\$ 2.70	\$ 2.83
Water Availability Charge (WAC) (\$/connection)(\$ 1,557	\$ 1,627	\$ 1,701	\$ 1,640	\$ 1,148	\$ 1,177	\$ 1,206	\$ 1,236	\$ 1,267	\$ 1,299	\$ 1,331
Connection/Trunk Charge (\$/connection)(4.5% after year 2005)	\$ 2,113	\$ 2,209	\$ 2,308	\$ 2,226	\$ 1,558	\$ 1,597	\$ 1,637	\$ 1,678	\$ 1,720	\$ 1,763	\$ 1,807
Water Rate Revenue(Water Sales/1000 x Water Rates) + water meters	\$ 1,693,581	\$ 1,633,461	\$ 1,820,130	\$ 2,066,436	\$ 1,917,708	\$ 1,845,000	\$ 1,891,125	\$ 1,939,916	\$ 1,985,339	\$ 2,044,899	\$ 2,106,246
WAC Revenue(Service Connections x Wac Charge)	\$ 77,850	\$ 165,406	\$ 83,349	\$ 490,360	\$ 242,228	\$ 77,682	\$ 120,612	\$ 123,627	\$ 126,718	\$ 129,886	\$ 133,133
Trunk Charge Revenue (Service Connections when platted x Connection Charge)	\$ 10,600	\$ 79,711	\$ -	\$ 523,999	\$ 139,711	\$ 81,213	\$ 177,115	\$ 177,935	\$ 178,775	\$ 224,440	\$ 224,440
Interest Earnings	\$ 459,839	\$ 306,955	\$ 267,790	\$ 157,107	\$ (213,783)	\$ 182,140	\$ 193,735	\$ 214,501	\$ 215,896	\$ 183,771	\$ 144,994
Total System Revenue	\$ 2,241,870	\$ 2,185,533	\$ 2,171,269	\$ 3,237,902	\$ 2,085,864	\$ 2,186,035	\$ 2,382,587	\$ 2,455,979	\$ 2,506,728	\$ 2,582,996	\$ 2,608,812
Trunk Charges returned for John Peterson's Agreement			\$ -				\$ (144,375)	\$ (144,375)	\$ (144,375)	\$ (144,375)	\$ (144,375)
Internal Loan to offset Muni Center Debt beginning year 2009-2029 2% \$	80,243	80,243	956,762								
PW Land/Building-Internal Loan 2009-2029 @2%	\$ 59,527	\$ 59,527	\$ 43,093	\$ 31,637	\$ 32,270	\$ 32,915	\$ 33,574	\$ 34,245	\$ 34,930	\$ 35,629	\$ 36,341
Internal Loan to offset Muni Center Debt beginning year 2011-2030 @2%			\$ 61,853	\$ 61,853	\$ 61,853	\$ 61,853	\$ 61,853	\$ 61,853	\$ 61,853	\$ 61,853	\$ 61,853
Internal Loan for RTC Land Purchase-10 Year @ 2% When Land Sold			\$ 37,442	\$ -	\$ -	\$ 142,444	\$ -	\$ -	\$ -	\$ 259,880	\$ 259,880
Water Working Capital Balance											
Total Annual Expenses	\$ (7,477,351)	\$ (2,216,942)	\$ (1,957,959)	\$ (700,562)	\$ (1,051,915)	\$ (1,650,231)	\$ (949,271)	\$ (2,314,689)	\$ (4,600,780)	\$ (5,381,166)	\$ (3,128,804)
Total System Revenue	\$ 2,381,640	\$ 2,325,303	\$ 3,232,977	\$ 3,368,834	\$ 2,179,987	\$ 2,423,247	\$ 2,333,639	\$ 2,407,702	\$ 2,459,136	\$ 2,795,983	\$ 2,822,512
Net Income(Loss)	\$ (5,095,711)	\$ 108,361	\$ 1,275,018	\$ 2,668,272	\$ 1,128,073	\$ 773,017	\$ 1,384,368	\$ 93,013	\$ (2,141,644)	\$ (2,585,183)	\$ (306,292)
Beginning Water Working Capital Balance	\$ 12,058,651	\$ 6,962,941	\$ 7,071,302	\$ 8,346,320	\$ 11,014,592	\$ 12,142,664	\$ 12,915,681	\$ 14,300,049	\$ 14,393,061	\$ 12,251,417	\$ 9,666,234
Remaining Ending Water Working Capital Balance	\$ 6,962,941	\$ 7,071,302	\$ 8,346,320	\$ 11,014,592	\$ 12,142,664	\$ 12,915,681	\$ 14,300,049	\$ 14,393,061	\$ 12,251,417	\$ 9,666,234	\$ 9,359,942

*** This fund is created to offset the repairs of lines. The city currently has over \$24,000,000 of sewer lines (per 2013 audit which includes \$7.1M of accum depr

TIF Projections District #1-Rivers Bend

Projected Revenue FOR TIF I	Act	Actual 2009	Actual 2010	Decertifies Actual 2011	In TIF Amended Budget 12/11		2014	Future 2014>
					Actual 2012	Actual 2013		
District I (2011) Balance		1,012,349	1,415,773	2,122,527	2,785,666	1	402,373	311,600
Revenues								
TIF Increments		886,402	867,508	844,792				
Trans from TIF 10 Land sales/Orig Land Purchased with TIF 1 Bond (Fund 332)				787,803				
Advancement on F&C 10-year Loan (See \$1,420,000 below)					120,000			
Transfer from TIF 10 for non-increment int attriuted to land sales above				24,713				
Diamond Graphics Land Sale						407,876		
F&C Loan #1 Paid Back 20% of annual cash flows from April 1, 2015-April 1, 2025								1,300,000
Repay for Sunfish Park		30,000						
Transfer of Int earnings prior to 1997 to HRA				(263,496)				
Interest Earnings		44,765.79	59,429.26	60,182.23		(3,412.87)	2,000	2,000
Total Revenue		961,168	926,937	1,453,994	120,000	404,463	2,000	1,302,000
Less:								
(\$1,045,000 & \$1,215,000)		(327,127)						
Bond Principal (B&A Cyl \$1,035,000) FUND #342		(175,000)	(185,000)	(200,000)				
Bond Interest (B&A Cyl \$1,035,000)		(28,485)	(19,735)	(10,300)				
McKinley Street or Road Reconstructions								(1,235,000)
Interfund Loan F&C (Tif Spending Plan)					(1,420,000)			
Administrative Expenses		(27,132)	(15,448)	(17,497)	(1,217)	(2,091)	(1,473)	(2,000)
Total Expense		(557,744)	(220,183)	(227,797)	(1,421,217)	(2,091)	(1,473)	(1,237,000)
CIP Project Costs:								
*** Well #3 (97 CIP)								
Amoco Acquisition								
KIH Acq (with TIF 2 & 4)								
B&A Cylinder (bonded)6 yrs @4.5%								
Bury Electric Wires -							(91,300)	
Ramp Construction Extension				(563,058)	(244,448)			
Rail Stop ROW					(862,064)			
Pay TIF 10 for Transaction Error by Ehlers (See \$787,803 transfer above, put TIF 10 Neg)					(377,936)			
Total CIP Project Costs		-	-	(563,058)	(1,484,448)	-	(91,300)	-
Remaining TIF Balance		1,415,773	2,122,527	2,785,666	1	402,373	311,600	376,600
(Total Revenue less Total Project Costs)								

TIF Projections District #2 - Gateway

(2013)

	Actual 2009	Actual 2010	Tif Plan budget amended Actual 2011	12-11 Actual 2012	Tif Plan Budget Amended Actual 2013	11-13 Projected 2014	Projected 2015>	
Revenues								
TIF Increments on agreements	\$ 1,713,092	\$ 1,778,780	\$ 1,823,891	\$ 1,713,507	\$ 1,557,425	\$ -	\$ -	
Transfer of Int earnings prior to 1997 to HRA			(41,387)					
Easement funds for Business Park 95					10,454	0	0	
Transfer in for F&C Transfer done in previous years-set up as DUE to FROM				217,422				
Interest Earnings(2000 neg int adj for borrowing)	80,303.68	122,918.08	111,750.72	68,211.43	(21,681.33)	33,633	33,335	
Total Revenue	<u>\$1,793,395</u>	<u>\$1,901,698</u>	<u>\$1,894,255</u>	<u>\$1,999,140</u>	<u>\$1,546,197</u>	<u>\$33,633</u>	<u>\$33,335</u>	
Expenses								
Sauter Land Purchase Bond Int (Fund 329 \$1,680,000 Bond-18% of bond)	(7,152)	(3,993)	(608)					
Sauter Land Purchase Bond Prin (Fund 329 \$1,680,000 Bond-18% of bond)	(48,600)	(51,300)	(9,000)					
Parabody Pay-Go(site impr)	(20,264)	(20,264)	(20,264)	(20,264)		-	-	
*** Well #5-Bond Prin (Fund 328 \$1,695,000 bond)	(450,000)							
Well #5 Bond Int (Fund 328 \$1,695,000 Bond)	(12,038)							
Bond Interest (Fund 323/335 \$2,600,000 Bond)	(10,468)	(3,644)						
Bond Principal (Fund 323/335 \$2,600,000 Bond)	(265,000)	(265,000)						
Sharp Reimbursement-Sunfish Gateway	(46,875)	(46,875)	(46,875)					
Debt Service from TIF 8	(84,577)	(52,385)				-	-	
Administrative Expenses	(35,133)	(13,960)	(18,438)	(22,511)	(10,021)	(3,241)	(4,000)	
Total Expense	<u>(\$980,107)</u>	<u>(\$457,422)</u>	<u>(\$95,184)</u>	<u>(\$42,775)</u>	<u>(\$10,021)</u>	<u>(\$3,241)</u>	<u>(\$4,000)</u>	
AVAILABLE REVENUES	\$813,288	\$1,444,276	\$1,799,071	\$1,956,365	\$1,536,177	\$30,393	\$29,335	
CIP Project Costs:								
Command/National Growth-Minks Property	(25,000)	(25,000)	(25,000)					
142nd Court Street Improvements (B&A Cyl)			(325,000)					
Internal Loan from TIF 14 for Admin Fees F&C project		(89,069)	(126,701)			-	-	
Parking Ramp Costs				(66,363)		-	-	
Sunwood Drive (Use of Excess Funding from Rail Stop See Below)				(500,000)		-	-	
RAIL Stop-net of (contingency-\$839,000) per Tim Yantos 2-4-14 (Did not need internal loan received tax funds prior to payment)				(2,700,436)			(450,564)	
Zeolite Street Constr							(400,000)	
Pond Reim-Tag Machine	(19,360)							
County Road #116 (#47 toDysprosium)			(450,000)					
Sunwood Drive Realignment				(500,000)			(41,775)	
County Road #116 (Dysprosium to County #57)	(58,225)							
Total CIP Project Costs	<u>(102,584)</u>	<u>(114,069)</u>	<u>(926,701)</u>	<u>(3,766,799)</u>	<u>-</u>	<u>-</u>	<u>(892,339)</u>	
(Available Revenue less Total Project Costs)	<u>\$710,704</u>	<u>\$1,330,207</u>	<u>\$872,370</u>	<u>(\$1,810,434)</u>	<u>\$1,536,177</u>	<u>\$30,393</u>	<u>(\$863,004)</u>	
Remaining TIF Balance/(Deficit)	\$3,138,388	\$4,468,595	\$5,340,965	\$3,530,531	\$5,066,708	\$5,097,100	\$4,234,097	
Internal Loans - F&C & TIF 14 Admin Expe				\$ (2,782,605)	\$ (2,824,477)	\$2,943,202 eligibl	\$ (2,874,746)	\$ (2,874,746)
Cash Balance not including delinquent tax rec				\$747,926	\$2,242,231	\$2,222,354	\$1,359,351	
BALANCE NET OF INTERNAL LOANS FOR F&C & TIF 14								

TIF Projections District #4-Front Street

Projected Revenue FOR TIF IV	Actual 2009	Actual 2010	Actual 2011	Actual 2012	Actual 2013	Decertifies Projected 2014	Projected 2015>
District I (2014) Balance	858,342	1,349,205	321,844	420,373	304,499	335,164	164,083
Revenues							
TIF Increments	535,185	483,351	443,706	387,854	333,195	318,078	
Auction Proceeds-Oasis			2,029				
Transfer of Int earnings prior to 1997 to HRA			(52,367)				
Interest Earnings	36,234	24,187	9,106	6,137	(6,749)	5,027	2,461
Total Revenue	571,419	507,539	402,474	393,991	326,446	323,106	2,461
Less:							
GB Properties	(25,000)						
Riverview Community Bank (Premier Land Reim)	(30,573)	(30,573)	(30,573)			(14,849)	
Administrative Expenses	(24,982)	(31,847)	(11,726)	(13,841)	(11,347)	(9,617)	(10,000)
Total Expense	(80,555)	(62,420)	(42,299)	(13,841)	(11,347)	(24,465)	(10,000)
CIP Project Costs:							
Oasis Market		(1,078,195)	(11,645)				
US Bank Road Easement		(89,630)					
Zeolite							
Street Recon-Annual Road Improvements-Sunwood Drive		(304,655)	(250,000)	(275,000)	(275,000)	(275,000)	
Riverdale Drive Ext Traprock-Armstrong(Road Funding?)						(194,721)	(155,279)
Garnet Recon???							
Alpine Drive Road Improvement (South of Alpine Drive in DD1)				(221,024)	(9,434)		
Total CIP Project Costs	-	(1,472,480)	(261,645)	(496,024)	(284,434)	(469,721)	(155,279)
Remaining TIF Balance	1,349,205	321,844	420,373	304,499	335,164	164,083	1,266
(Total Revenue less Total Project Costs Note: 100% of Prin & interest paid thru TIF							

TIF Projections District #7

B&B Carpeting

Projected Revenue FOR TIF VII	Actual 2009	Actual 2010	Actual 2011	Actual 2012	Actual 2013	Projected 2014	Decertifies Projected 2015
District VII (2015) Balance	(6,104)	2,022	7,935	13,219	14,814	13,535	15,742
Revenues							
B&B Carpeting	31,733	29,266	30,132	29,484	22,423	26,008	22,000
Interest Earnings	(75.23)	204.54	212.53	243.65	(254.30)	390.13	330.00
Total Revenue	31,657	29,471	30,344	29,728	22,169	26,398	22,330
Less:							
B&B Revenue Note-Prn (site impr)	(23,000)	(23,000)	(23,000)	(26,500)	(22,000)	(23,000)	(22,000)
Administrative Expenses	(531)	(558)	(2,060)	(1,633)	(1,448)	(1,192)	(3,000)
S&W Extension							
Total Expense	(23,531)	(23,558)	(25,060)	(28,133)	(23,448)	(24,192)	(25,000)
Remaining TIF Balance	2,022	7,935	13,219	14,814	13,535	15,742	13,072
(Total Revenue less Total Project Costs)							

TIF Projections District #8
Maken

Projected Revenue	Actual 2009	Actual 2010	Actual 2011	Actual 2012	Actual 2013	Projected 2014	Projected 2015	Projected 2016	Projected 2017	Projected 2018	Projected 2019	Projected 2020
FOR TIF VIII												
District VIII (2028)												
Balance	6,713	8,912	8,233	1,916	90,789	142,818	101,839	327,468	556,480	788,928	88,011	313,433
DECERTIFY After 2019 Debt over & positive Bal												
Revenues												
Land Proceeds-Lundeen												
Land Proceeds-W Properties												
Land Proceeds-Cullinan												
Relocation Fees												
Tax Increment	267,591	297,177	363,501	360,779	297,781	292,875	250,000	250,000	250,000	250,000	250,000	250,000
Transfer from TIF 2 to pay 20-40% bonded debt	84,577	52,385										
Interfund Loan from PIR												
Interest Earnings	1,147.96	2,021.51	1,584.71	882.25	(2,820.19)	2,142.27	1,527.59	4,912.02	8,347.20	11,833.92	1,320.17	4,701.49
Total Revenue	353,316	351,584	365,086	361,661	294,961	295,017	251,528	254,912	258,347	261,834	251,320	254,701
Less:												
Principal on 920,000 GOTI Bond (Fund 330 141st&143rd)			(220,000)	(200,000)	(200,000)	(300,000)						
Int on 920,000 GOTI Bond(fund 330-141st &143rd Ave)	(32,936)	(42,050)	(41,863)	(28,000)	(20,495)	(12,000)						
Principal on 1,680,000 GO Taxable(Fund 329 Maken Land	(221,400)	(233,700)	(41,000)									
Interest on 1,680,000 GO Taxable(Fund 329 Maken Land I	(42,238)	(18,192)	(2,768)									
Interfund Loan Prn from 2002										(500,000)		
Interfund Loan Int (4%)										(436,851)		
Clean up Cullinan Site	(17,454)											
W Properties (Land Reimbursement)	(15,899)	(15,899)	(15,899)	(15,900)	(15,899)	(15,899)	(15,899)	(15,900)	(15,899)	(15,900)	(15,899)	(15,900)
Lundeen Holdings (Phase II Reimbursement)		(40,000)	(45,000)	(17,337)								
Administrative Expenses	(21,190)	(2,423)	(4,873)	(11,552)	(6,537)	(8,097)	(10,000)	(10,000)	(10,000)	(10,000)	(10,000)	(10,000)
Total Expense	(351,117)	(352,263)	(371,402)	(272,789)	(242,931)	(335,996)	(25,899)	(25,900)	(25,899)	(962,751)	(25,899)	(25,900)
CIP Project Costs:												
Total CIP Project Costs	-	-	-	-	-	-	-	-	-	-	-	-
Remaining TIF Balance	8,912	8,233	1,916	90,789	142,818	101,839	327,468	556,480	788,928	88,011	313,433	542,234
(Total Revenue less Total Project Costs)												

Note: Will need to pool increment from TIF 2 to pay off bonds

TIF Projections District #8
Maken

Projected Revenue	Projected 2021	Projected 2022	Projected 2023	Projected 2024	Projected 2025	Projected 2026	Projected 2027	Projected 2028
FOR TIF VIII								
District VIII (2028)								
Balance	542,234	774,469	1,026,086	1,281,477	1,540,699	1,803,809	2,070,867	2,341,930
DECERTIFY After 2019 Debt over & positive Bal								
Revenues								
Land Proceeds-Lundeen								
Land Proceeds-W Properties								
Land Proceeds-Cullinan								
Relocation Fees								
Tax Increment	250,000	250,000	250,000	250,000	250,000	250,000	250,000	250,000
Transfer from TIF 2 to pay 20-40% bonded debt								
Interfund Loan from PIR								
Interest Earnings	8,133.51	11,617.03	15,391.28	19,222.15	23,110.48	27,057.14	31,063.00	35,128.94
Total Revenue	258,134	261,617	265,391	269,222	273,110	277,057	281,063	285,129

Less:								
Principal on 920,000 GOTI Bond (Fund 330 141st&143rd)								
Int on 920,000 GOTI Bond(fund 330-141st &143rd Ave)								
Principal on 1,680,000 GO Taxable(Fund 329 Maken Land								
Interest on 1,680,000 GO Taxable(Fund 329 Maken Land I								
Interfund Loan Prn from 2002								
Interfund Loan Int (4%)								
Clean up Cullinan Site								
W Properties (Land Reimbursement)	(15,899)							
Lundeen Holdings (Phase II Reimbursement)								
Administrative Expenses	(10,000)	(10,000)	(10,000)	(10,000)	(10,000)	(10,000)	(10,000)	(22,103)
Total Expense	(25,899)	(10,000)	(10,000)	(10,000)	(10,000)	(10,000)	(10,000)	(22,103)

CIP Project Costs:								
Total CIP Project Costs	-	-	-	-	-	-	-	-

Remaining TIF Balance	774,469	1,026,086	1,281,477	1,540,699	1,803,809	2,070,867	2,341,930	2,604,956
(Total Revenue less Total Project Costs)								

Note: Will need to pool increment from TIF 2 to pay off b

Projected Revenue FOR TIF IX	Actual 2009	Actual 2010	Actual 2011	Actual 2012	Actual 2013	Projected 2014	Projected 2015	Projected 2016
District IIX (2029) Balance	(19,742)	(17,882)	(14,641)	(16,854)	(15,697)	(14,177)	(12,352)	(11,645)
Revenues								
Tax Increment	27,910	29,250	24,867	24,902	23,780	23,814	23,000	23,000
Interest Earnings	(521.59)	(439.00)	(237.27)	(192.84)	(175.30)	(106.32)	(92.64)	(87.34)
Total Revenue	27,389	28,811	24,630	24,709	23,605	23,708	22,907	22,913
Administrative Expenses	(529)	(570)	(1,844)	(1,052)	(1,384)	(1,184)	(1,500)	(1,500)
Site Improvements(2004-2023)	(25,000)	(25,000)	(25,000)	(22,500)	(20,700)	(20,700)	(20,700)	(20,700)
Total Expense	(25,529)	(25,570)	(26,844)	(23,552)	(22,084)	(21,884)	(22,200)	(22,200)
Remaining TIF Balance	(17,882)	(14,641)	(16,854)	(15,697)	(14,177)	(12,352)	(11,645)	(10,932)

(Total Revenue less Total Project Costs)

Projected Revenue FOR TIF IX	Projected 2017	Projected 2018	Projected 2019	Projected 2020	Projected 2021	Projected 2022	Projected 2023
District IIX (2029) Balance	(10,932)	(10,214)	(9,491)	(8,762)	(8,028)	(7,288)	(6,543)
Revenues							
Tax Increment	23,000	23,000	23,000	23,000	23,000	23,000	23,000
Interest Earnings	(81.99)	(76.61)	(71.18)	(65.72)	(60.21)	(54.66)	(49.07)
Total Revenue	22,918	22,923	22,929	22,934	22,940	22,945	22,951
Administrative Expenses	(1,500)	(1,500)	(1,500)	(1,500)	(1,500)	(1,500)	(1,500)
Site Improvements(2004-2	(20,700)	(20,700)	(20,700)	(20,700)	(20,700)	(20,700)	(20,700)
Total Expense	(22,200)	(22,200)	(22,200)	(22,200)	(22,200)	(22,200)	(22,200)
Remaining TIF Balance	(10,214)	(9,491)	(8,762)	(8,028)	(7,288)	(6,543)	(5,792)

(Total Revenue less Total Project Costs)

Projected Revenue FOR TIF IX	Projected 2024	Projected 2025	Projected 2026	Projected 2027	Projected 2028	Projected 2029
District IIX (2029) Balance	(5,792)	14,865	35,676	56,644	77,769	99,052
Revenues						
Tax Increment	23,000	23,000	23,000	23,000	23,000	23,000
Interest Earnings	(43.44)	111.49	267.57	424.83	583.26	742.89
Total Revenue	22,957	23,111	23,268	23,425	23,583	23,743
Administrative Expenses	(2,300)	(2,300)	(2,300)	(2,300)	(2,300)	(2,300)
Site Improvements(2004-2023)						
Total Expense	(2,300)	(2,300)	(2,300)	(2,300)	(2,300)	(2,300)
Remaining TIF Balance	14,865	35,676	56,644	77,769	99,052	120,495
(Total Revenue less Total Project Costs)						

TIF Projections District #10
Sunfish Commons


Projected Revenue FOR TIF X	Actual 2009	Actual 2010	Actual 2011	Actual 2012	Actual 2013
District X (2012) Balance	521,185	719,029	927,756	304,120	3,257
Revenues					
Tax Increment	106,510	182,015	179,171	186,531	-
Wildlife Research Dalager-6690 Sunwood Dr Interfund Loan-PIR Fund			(787,803)		
Adjust off Land Proceeds deposited in TIF 10 but used TIF 1 funds to purchase Transfer back part of proceeds of the \$787,803 per state Auditor Findings			(24,713)	377,936	-
Interest From Land Proceeds Directly Above transferred to TIF 1 who bought land originally QDP/JBT Alliance Land	74,909				
Interest Earnings	21,503	28,082	12,454	6,094	(49)
Total Revenue	202,923	210,098	(620,890)	570,561	(49)
 Administrative Expenses	(1,088)	(1,370)	(2,746)	(1,296)	(904)
 Transfer to PIR fund for Subsidies on Dev Agreement Road Construction-Waltec	(3,990)			(870,128)	-
Total Expense	<u>(5,078)</u>	<u>(1,370)</u>	<u>(2,746)</u>	<u>(871,424)</u>	<u>(904)</u>
 Remaining TIF Balance (Total Revenue less Total Project Costs)	<u>719,029</u>	<u>927,756</u>	<u>304,120</u>	<u>3,257</u>	<u>2,304</u>

TIF Projections District #14-COR

Projected Revenue	Actual	Actual	Actual	Projected	Projected	Projected	Projected	Projected	Projected
FOR TIF XIV	2011	2012	2013	2014	2015	2016	2017	2018	2019
District I4									
Balance	-	(33,151)	(2,781,867)	(2,840,479)	(2,387,321)	(2,423,131)	(6,359,478)	(6,454,870)	(6,551,693)
Revenues									
TIF Increments			-	-	-	-	-	-	-
Bond Proceeds F&C Bond	-	6,825,738							
Excess Interest on F&C Bond if Pay off City 1-31-15 Interfund Loan - TIF #2				538,035					
Interest Earnings	-		(233)	(42,607)	(35,810)	(36,347)	(95,392)	(96,823)	(98,275)
Total Revenue	-	6,825,738	(233)	495,428	(35,810)	(36,347)	(95,392)	(96,823)	(98,275)
Expenditures									
City Fees F&C Interfund Loan Dec 2010	-	(2,443,202)							
Admin Expenses \$500,000 Interfund Loan Dec 2011	(33,151)	(306,252)	(41,639)	(42,269)					
City Costs to be reimbursed									
F&C Draws from Bond	-	(6,825,000)							
Interest on Interfund Loan Est - 4%(2011-2013)			(16,741)						
Total Expenditures	(33,151)	(9,574,454)	(58,380)	(42,269)	-	-	-	-	-
CIP Project Costs:									
RTC Bunker (Armstrong to Bunker Lake Blvd)						(3,500,000)	*		
Zeolite Street						(400,000)	*		
Total CIP Project Costs	0	0	-	-	-	(3,900,000)		-	-
Remaining TIF Balance	(33,151)	(2,781,867)	(2,840,479)	(2,387,321)	(2,423,131)	(6,359,478)	(6,454,870)	(6,551,693)	(6,649,968)

NEED TO DETERMINE WHAT CITY FUNDS NEED TO BE PAID BACK FROM TIF 14

*Issue Road Recon Debt if no land/TIF proceeds



SUPPLEMENTAL FUTURE CONSIDERATION PROJECTS

CITY OF RAMSEY CAPITAL IMPROVEMENT PROGRAM 2015-2019

The Supplemental Capital Improvement Program document is a planning tool maintained by the city to identify future projects, related expenditures, and funding sources. All projects designated in the Supplemental Capital Improvement Program are prioritized by need and contingent upon availability of resources. These projects are unfunded and unscheduled until resources become available.



THIS PAGE INTENTIONALLY BLANK

Park and Trail Capital Improvements – Future Projects



The following are park, trail and park acquisition projects that have been identified by the Park and Recreation Commission as proposed needed improvements into the future – but do not have identified funding at the time of the 5-Year Park’s CIP adoption. In other instances they are predicated on land development or future demand.

The proposed improvements are generally assigned to two categories, High Priority and Medium Priority proposed projects. A ‘High Priority’ may imply that it may be a community need in a nearer timeframe, or is of greater need given a particular course of events. A Sixth Community Park for example, may shift from a Medium Priority to a High Priority if certain residential land uses are proposed for larger tracts north of Trott Brook – in conjunction with Park Dedication to be met by the dedication of land versus cash.

Generally, additional park and trail planning should be undertaken city-wide leading up to the 2040 Comprehensive Plan (due for completion by 2018). A plan will be developed aside from this document to lead that process. The proposed community-wide park and trail plan, together with some of the cost estimates identified below, may point to the need for revenue beyond Park Dedication proceeds that have funded most park and trail initiatives to date. The palate of funding opportunities could include a referendum, affording citizens an even more effective and engaging say in shaping their city’s park and trail system. This question and concept shall be discussed as part of a subsequent strategic planning process in 2015.

THIS PAGE INTENTIONALLY LEFT BLANK

City of Ramsey, Minnesota
Capital Improvement Program
2015 thru 2019
Project Summary By Priority

Project Description	Project #	Priority	Project Cost
Additional Land for Central Park	15-PARK-01	High	\$ 250,000
Mississippi Skyway over TH10 Near rail Station	08-PARK-008	High	\$ 3,700,000
Elmcrest Creek Trail to Central Park	04-PARK-002	Moderate	\$ 800,000
Ford Brook Park Playground Equipment	04-PARK-006	Moderate	\$ 70,000
Lake Itasca Community Park	04-PARK-007	Moderate	\$ 1,200,000
Trott Brook Trail Corridor	04-PARK-014	Moderate	\$ 4,015,000
Irrigation for Titterud Park	06-PARK-010	Moderate	\$ 76,000
Rabbit Park Phase Two	06-PARK-012	Moderate	\$ 125,000
Mississippi River Park Development-Bridge location	06-PARK-016	Moderate	\$ 750,000
Redevelopment of Hunters Hill	06-PARK-017	Moderate	\$ 500,000
Municipal Plaza	07-PARK-001	Moderate	\$ 3,000,000
Lake Ramsey Park	08-PARK-004	Moderate	\$ 4,000,000
The Draw (Ballfield Area)	08-PARK-005	Moderate	\$ 1,200,000
Alpine Park Winter Facilities	11-PARK-003	Moderate	\$ 2,500,000
Sixth Community Park (north central Ramsey)	06-ACQ-001	Moderate	\$ 1,000,000
Total			\$ 23,186,000

Capital Improvement Program

2015 *thru* 2019

City of Ramsey, Minnesota

Project # 15-PARK-01
Project Name Additional Land For Central Park



Type Land
Department Park Improvements
Useful Life
Contact
Category Unassigned
Priority 5 Future - High

Status Future Consideration

Total Project Cost: \$250,000

Description

See Project 06-PARK-008 Parkway for Central Park.
 This project would incorporate the funding listed under the above project number plus additional funding for up to 20 acres of land currently owned by Kathryn Drexel.
 Staff is to negotiate with Kathryn Drexel in 2015 regarding purchase price, but at current time, amount is unfunded for additional land.

Justification

Central Park is a highly used park. Would offer additional space for parking and recreational use.

Expenditures	2015	2016	2017	2018	2019	Total
Land Acquisition	250,000					250,000
Total	250,000					250,000

Funding Sources	2015	2016	2017	2018	2019	Total
Park Improvement Trust Fund	250,000					250,000
Total	250,000					250,000

Capital Improvement Program

2015 *thru* 2019

City of Ramsey, Minnesota

Project # 08-PARK-008
Project Name Mississippi Skyway over TH10 Near rail Station

Type Improvement **Department** Park Improvements
Useful Life 20 Years **Contact**
Category Park Improvement **Priority** 5 Future - High

Status Future Consideration



Total Project Cost: \$3,700,000

Description

This bridge will connect The COR to the trail to the Mississippi River along the storm sewer outfall and serve as a regional trail connection between the Northstar Rail Station and Mississippi West Reional Park.

Justification

The COR is designed to be pedestrian friendly. This bridge will provide a connection to West Mississippi Regional Park and the regional trail. Further, the rail and highway crossing will allow residents to access the commuter rail and The COR without adding automobile trips to Hwys #10 and #169.

Ramsey has received \$100,000 from Met Council for engineering and design, and \$490,000 from the National Park Service for the local match for anticipated future federal funding.

Expenditures	2015	2016	2017	2018	2019	Total
Improvements Other than Building Cost			3,700,000			3,700,000
Total			3,700,000			3,700,000

Funding Sources	2015	2016	2017	2018	2019	Total
Grants and Aids			3,700,000			3,700,000
Total			3,700,000			3,700,000

Capital Improvement Program

2015 *thru* 2019

City of Ramsey, Minnesota

Project # 04-PARK-002
Project Name Elmcrest Creek Trail to Central Park



Type Improvement **Department** Park Improvements
Useful Life 50 Years **Contact** Unassigned
Category Park Improvement **Priority** 4 Future - Moderate

Status Future Consideration

Total Project Cost: \$800,000

Description

This trail would link Elmcrest Park to Central Park, the neighborhoods in between, and provide off-roadway trail experience within central Ramsey.

PARK TRUST FUNDING FOR THE PROJECT SHOWS A NEGATIVE ENDING BALANCE AS OF 2016. PROJECT UNFUNDED.

Justification

Connecting the two community parks would reduce the need to replicate some facilities in both locations. The construction of the trail will coincide at such time as residents may subdivide their lots east of Ramsey Blvd, along the county ditch.

Expenditures	2015	2016	2017	2018	2019	Total
Improvements Other than Building Cost					800,000	800,000
Total					800,000	800,000

Funding Sources	2015	2016	2017	2018	2019	Total
Grants and Aids					150,000	150,000
Landfill Trust Fund					75,000	75,000
Park Improvement Trust Fund					575,000	575,000
Total					800,000	800,000

Capital Improvement Program

2015 *thru* 2019

City of Ramsey, Minnesota

Project # 04-PARK-006
Project Name Ford Brook Park Playground Equipment



Type Improvement **Department** Park Improvements
Useful Life 20 Years **Contact** Unassigned
Category Park Improvement **Priority** 4 Future - Moderate

Status Future Consideration

Total Project Cost: \$70,000

Description

Ford Brook Park is north of CR 27, east of TH 47 and borders Nowthen. The new playground would be within walking distance of about 100 existing homes.

Justification

The City has remained on a schedule of replacing existing play structures with ones that meet the Consumer Products Safety Commission guidelines for safety. This also results in a contemporary playground with more play value. City of Nowthen may be asked to participate financially.

Expenditures	2015	2016	2017	2018	2019	Total
Improvements Other than Building Cost					70,000	70,000
Total					70,000	70,000

Funding Sources	2015	2016	2017	2018	2019	Total
City of Nowthen					20,000	20,000
Park Improvement Trust Fund					50,000	50,000
Total					70,000	70,000

Capital Improvement Program

2015 *thru* 2019

City of Ramsey, Minnesota

Project # 04-PARK-007
Project Name Lake Itasca Community Park



Type Improvement **Department** Park Improvements
Useful Life 50 Years **Contact** Unassigned
Category Park Improvement **Priority** 4 Future - Moderate

Status Future Consideration

Total Project Cost: \$1,200,000

Description

This project is intended to expand the existing, undeveloped Lake Itasca Park south to Alpine Drive, east of the lake to the west line of the adjacent subdivision. In addition, athletic fields may be sited south of Alpine Drive, east of Puma Street, if a concurrent development plan warrants it.

PARK TRUST FUNDING FOR THE PROJECT SHOWS A NEGATIVE ENDING BALANCE AS OF 2016. PROJECT UNFUNDED.

Justification

Properties south of Alpine Drive, both east and west of Puma Street will be proposed for development. It is this development that would provide the necessary park dedication funds for the first phase of construction, as well as contributing increased recreational demand.

A four acre parcel south of Alpine Drive may also be sold to finance improvements in the park.

Expenditures	2015	2016	2017	2018	2019	Total
Improvements Other than Building Cost		400,000	400,000	400,000		1,200,000
Total		400,000	400,000	400,000		1,200,000

Funding Sources	2015	2016	2017	2018	2019	Total
Park Improvement Trust Fund		400,000	400,000	400,000		1,200,000
Total		400,000	400,000	400,000		1,200,000

Capital Improvement Program

2015 *thru* 2019

City of Ramsey, Minnesota

Project #	04-PARK-014
Project Name	Trott Brook Trail Corridor



Type	Improvement	Department	Park Improvements
Useful Life	20 Years	Contact	Unassigned
Category	Park Improvement	Priority	4 Future - Moderate

Status Future Consideration

Total Project Cost: \$4,015,000

Description

The Trott Brook Trail Corridor extends from Elk River's Youth Athletic Complex near Jarvis Street and follows the brook easterly to Rum River Central Park about six miles away. The project would involve continued acquisition of scenic and trail easements, boardwalk and trail construction and natural resource enhancements.

Justification

This trail project would be predicated on significant planning leading up to construction and likely involve a Master Plan, as well as receiving grant monies for funding. The land around the brook is the largest and most contiguous undeveloped natural area within Ramsey. The City presently has about half of the land acquired (through Park Dedications and a LCCMR grant) to construct this trail.

This trail has a regional context. There is a trail proposed to connect Sherburne County and Ramsey to a metro regional park. This project may be a good candidate for Legacy Ammendment funding.

Expenditures	2015	2016	2017	2018	2019	Total
Improvements Other than Building Cost					4,015,000	4,015,000
Total					4,015,000	4,015,000
Funding Sources	2015	2016	2017	2018	2019	Total
Grants and Aids					4,000,000	4,000,000
Landfill Trust Fund					15,000	15,000
Total					4,015,000	4,015,000

Capital Improvement Program

2015 *thru* 2019

City of Ramsey, Minnesota

Project # 06-PARK-010
Project Name Irrigation for Titterud Park



Type Improvement **Department** Park Improvements
Useful Life 20 Years **Contact**
Category Park Improvement **Priority** 4 Future - Moderate

Status Future Consideration

Total Project Cost: \$76,000

Description

Underground irrigation & 160 GPM well.
 If municipal water is available, cost may be less.

Justification

Irrigation should be considered for this 13.5 acre park, and a part of this is the evaluation of a well versus connection to a municipal watermain. Both have advantages. The \$40,000 represents the underground irrigation portion.
 A 160 GPM well may cost about \$18,000.

Expenditures	2015	2016	2017	2018	2019	Total
Improvements Other than Building Cost					76,000	76,000
Total					76,000	76,000

Funding Sources	2015	2016	2017	2018	2019	Total
Park Improvement Trust Fund					76,000	76,000
Total					76,000	76,000

Capital Improvement Program

2015 *thru* 2019

City of Ramsey, Minnesota

Project # 06-PARK-012
Project Name Rabbit Park Phase Two



Type Improvement **Department** Park Improvements
Useful Life 20 Years **Contact**
Category Park Improvement **Priority** 4 Future - Moderate

Status Future Consideration

Total Project Cost: \$125,000

Description

Well and underground irrigation.
 Landscape improvements and an ag-lime infield for the ballfield.

Justification

Rabbit Park is a 5-acre neighborhood park with very basic features. The park's greatest need is irrigation. Therefore, the primary component of the proposed phase two project is a well and underground irrigation.
 Landscape improvements would complete this project.

Expenditures	2015	2016	2017	2018	2019	Total
Improvements Other than Building Cost					125,000	125,000
Total					125,000	125,000

Funding Sources	2015	2016	2017	2018	2019	Total
Park Improvement Trust Fund					125,000	125,000
Total					125,000	125,000

Capital Improvement Program

2015 *thru* 2019

City of Ramsey, Minnesota

Project # 06-PARK-016
Project Name Mississippi River Park Development-Bridge location



Type Improvement **Department** Park Improvements
Useful Life 20 Years **Contact**
Category Park Improvement **Priority** 4 Future - Moderate

Status Future Consideration

Total Project Cost: \$750,000

Description

This neighborhood park is proposed in the general vicinity of the proposed bridge crossing, along the banks of the river. The park would consist of the usual park amenities, as well as open space that may be shared with adjoining new and existing residential land use.

The funding and the timing of the park development would be concurrent with the subdivision of the land.

This park may also serve as a trailhead for a trail (to be built with the bridge construction), that will connect Hennepin County, and the Three Rivers Park District.

PARK TRUST FUNDING FOR THE PROJECT SHOWS A NEGATIVE ENDING BALANCE AS OF 2016. PROJECT UNFUNDED.

Justification

Expenditures	2015	2016	2017	2018	2019	Total
Improvements Other than Building Cost					750,000	750,000
Total					750,000	750,000

Funding Sources	2015	2016	2017	2018	2019	Total
Park Improvement Trust Fund					750,000	750,000
Total					750,000	750,000

Capital Improvement Program

2015 *thru* 2019

City of Ramsey, Minnesota

Project # 06-PARK-017
Project Name Redevelopment of Hunters Hill



Type Improvement **Department** Park Improvements
Useful Life 20 Years **Contact**
Category Park Improvement **Priority** 4 Future - Moderate

Status Future Consideration

Total Project Cost: \$500,000

Description

Concurrent with any redevelopment of the subdivisions around the existing Hunters Hill Park would be an opportunity to bring improvements to the underutilized Hunters Hill Park. The funding would be from any new units shared. Open space connections within a redeveloped area may also be considered.

PARK TRUST FUNDING FOR THE PROJECT SHOWS A NEGATIVE ENDING BALANCE AS OF 2016. PROJECT UNFUNDED.

Justification

Should redevelopment occur in this area; it is likely densities will greatly increase. This, coupled with the commercial and light industrial uses in the area will create the need for a lunch break destination - as well the residential recreational demand.

Expenditures	2015	2016	2017	2018	2019	Total
Improvements Other than Building Cost					500,000	500,000
Total					500,000	500,000

Funding Sources	2015	2016	2017	2018	2019	Total
Park Improvement Trust Fund					500,000	500,000
Total					500,000	500,000

Capital Improvement Program

2015 *thru* 2019

City of Ramsey, Minnesota

Project # 07-PARK-001
Project Name Municipal Plaza



Type Improvement **Department** Park Improvements
Useful Life 20 Years **Contact**
Category Park Improvement **Priority** 4 Future - Moderate

Status Future Consideration

Total Project Cost: \$3,000,000

Description

Development of the 2-acre Village Square Commons in The COR

Justification

This urban park-space may be the most prominent park space within The COR - due to its visibility along Sunwood Drive, and its relationship to the Municipal Center and transit hub.

Expenditures	2015	2016	2017	2018	2019	Total
Improvements Other than Building Cost		3,000,000				3,000,000
Total		3,000,000				3,000,000

Funding Sources	2015	2016	2017	2018	2019	Total
GO Bonding (Road Funding)		2,700,000				2,700,000
Grants and Aids		300,000				300,000
Total		3,000,000				3,000,000

Capital Improvement Program

2015 *thru* 2019

City of Ramsey, Minnesota

Project # 08-PARK-004
Project Name Lake Ramsey Park



Type Improvement **Department** Park Improvements
Useful Life 20 Years **Contact**
Category Park Improvement **Priority** 4 Future - Moderate

Status Future Consideration

Total Project Cost: \$4,000,000

Description

This project will be the culmination of comprehensive planning for a significant water feature in The COR. The lake will be a layering of public and private amenities – such as the integration of restaurant overlooks, required open space, public paths, wading areas and shady aesthetics, all of which provides the ‘green’ and ‘blue’ (and stormwater) connections between The Draw and retail areas.

PARK TRUST FUNDING FOR THE PROJECT SHOWS A NEGATIVE ENDING BALANCE AS OF 2016. PROJECT UNFUNDED.

Justification

In addition to providing a superior view-shed for retail sites as well as water recreation, the lake will handle storm run-off and provide fill material for other projects within The COR.

Expenditures	2015	2016	2017	2018	2019	Total
Improvements Other than Building Cost				4,000,000		4,000,000
Total				4,000,000		4,000,000

Funding Sources	2015	2016	2017	2018	2019	Total
Park Improvement Trust Fund				4,000,000		4,000,000
Total				4,000,000		4,000,000

Capital Improvement Program

2015 *thru* 2019

City of Ramsey, Minnesota

Project #	08-PARK-005
Project Name	The Draw (Ballfield Area)



Type	Improvement	Department	Park Improvements
Useful Life	20 Years	Contact	
Category	Park Improvement	Priority	4 Future - Moderate

Status Future Consideration

Total Project Cost: \$1,350,000

Description

Located on the east side of Rhinestone Street and south of East Ramsey Parkway, this park currently has ball fields with backstops , irrigation and perimeter sidewalks. Additional improvement will include a playground and pavilion with restrooms in 2017.

PARK TRUST FUNDING FOR THE PROJECT SHOWS A NEGATIVE ENDING BALANCE AS OF 2016. PROJECT UNFUNDED.

Justification

This park is part of the Master Plan for The COR. The ballfield is used by PACT Charter School during the day and available for public use in the evening.

Prior	Expenditures	2015	2016	2017	2018	2019	Total
150,000	Improvements Other than Building Cost			1,200,000			1,200,000
Total				1,200,000			1,200,000

Prior	Funding Sources	2015	2016	2017	2018	2019	Total
150,000	Park Improvement Trust Fund			1,200,000			1,200,000
Total				1,200,000			1,200,000

Capital Improvement Program

2015 *thru* 2019

City of Ramsey, Minnesota

Project # 11-PARK-003
Project Name Alpine Park Winter Facilities



Type Improvement **Department** Park Improvements
Useful Life 25 **Contact**
Category Park Improvement **Priority** 4 Future - Moderate

Status Future Consideration

Total Project Cost: \$2,500,000

Description

This project shall include the construction of a chalet/warming house capable of facilitating winter equipment rentals and vending. Improvements will also include the expansion of the existing parking lot, and the construction of refrigerated rinks.

PARK TRUST FUNDING FOR THE PROJECT SHOWS A NEGATIVE ENDING BALANCE AS OF 2016. PROJECT UNFUNDED.

Justification

This warming house will function as a hub for winter recreation in the city with ice skating, sliding, and cross-country ski trails. Further, the existing warming house and rinks at Ramsey Elementary are in sub-standard condition and would be discontinued under this proposal.

Expenditures	2015	2016	2017	2018	2019	Total
Building Cost/Construction					750,000	750,000
Improvements Other than Building Cost					1,750,000	1,750,000
Total					2,500,000	2,500,000

Funding Sources	2015	2016	2017	2018	2019	Total
Park Improvement Trust Fund					2,500,000	2,500,000
Total					2,500,000	2,500,000

Meeting Date: 01/27/2015

Information

Title:

Discussion Regarding the 2015-2016 Union Contract with LELS-Patrol (Discussion Closed to the Public)

Purpose/Background:

Per Minnesota Statutes 13D.03, staff is requesting that the City Council go into a closed session to discuss a tentative agreement that has been reached, through mediation, between the City of Ramsey and LELS-Patrol to settle the 2015-2016 contract.

Timeframe:

Up to 30 minutes.

Funding Source:

Not applicable at this time.

Responsible Party(ies):

Colleen Lasher, Human Resources Manager

Outcome:

For the City Council to authorize staff to settle the 2015-2016 LELS-Patrol union contract.

Attachments

MN Statute 13D.03

Form Review

Inbox

Kurt Ulrich
Colleen Lasher (Originator)
Kurt Ulrich
Form Started By: Colleen Lasher
Final Approval Date: 01/22/2015

Reviewed By

Colleen Lasher
Colleen Lasher
Kurt Ulrich

Date

01/21/2015 02:00 PM
01/21/2015 02:01 PM
01/22/2015 10:10 AM
Started On: 01/21/2015 01:41 PM

13D.03 CLOSED MEETINGS FOR LABOR NEGOTIATIONS STRATEGY.

Subdivision 1. **Procedure.** (a) Section 13D.01, subdivisions 1, 2, 4, 5, and section 13D.02 do not apply to a meeting held pursuant to the procedure in this section.

(b) The governing body of a public employer may by a majority vote in a public meeting decide to hold a closed meeting to consider strategy for labor negotiations, including negotiation strategies or developments or discussion and review of labor negotiation proposals, conducted pursuant to sections 179A.01 to 179A.25.

(c) The time of commencement and place of the closed meeting shall be announced at the public meeting.

(d) A written roll of members and all other persons present at the closed meeting shall be made available to the public after the closed meeting.

Subd. 2. **Meeting must be recorded.** (a) The proceedings of a closed meeting to discuss negotiation strategies shall be tape-recorded at the expense of the governing body.

(b) The recording shall be preserved for two years after the contract is signed and shall be made available to the public after all labor contracts are signed by the governing body for the current budget period.

Subd. 3. **If violation claimed.** (a) If an action is brought claiming that public business other than discussions of labor negotiation strategies or developments or discussion and review of labor negotiation proposals was transacted at a closed meeting held pursuant to this section during the time when the tape is not available to the public, the court shall review the recording of the meeting in camera.

(b) If the court finds that this section was not violated, the action shall be dismissed and the recording shall be sealed and preserved in the records of the court until otherwise made available to the public pursuant to this section.

(c) If the court finds that this section was violated, the recording may be introduced at trial in its entirety subject to any protective orders as requested by either party and deemed appropriate by the court.

History: 1957 c 773 s 1; 1967 c 462 s 1; 1973 c 123 art 5 s 7; 1973 c 654 s 15; 1973 c 680 s 1,3; 1975 c 271 s 6; 1981 c 174 s 1; 1983 c 137 s 1; 1983 c 274 s 18; 1984 c 462 s 27; 1987 c 313 s 1; 1990 c 550 s 2,3; 1991 c 292 art 8 s 12; 1991 c 319 s 22; 1994 c 618 art 1 s 39; 1997 c 154 s 2

Meeting Date: 01/27/2015

Information

Title:

Discuss Framework for 2040 Comprehensive Plan Update Process

Purpose/Background:

The purpose of this case is to begin discussions on establishing a framework to complete the 2040 Comprehensive Plan Update. This is not approval of a work plan, expenditures, nor the Plan/Update itself. These discussions will be important for budget preparations for the 2016 General Fund Budget. By adopting this preliminary work plan, the City is not approving any expenditures or components of the Update. This step will ensure that the framework is in place before time and resources are put into developing a more detailed work plan and ultimately the Update itself.

The Metropolitan Council is in the process of updating regional planning documents including the Transportation Policy Plan, Water Resources Policy Plan, Parks Policy Plan, and Housing Policy Plan. The City has been responding to these documents as they have been opened for public comment. This preliminary work plan will need to be adjusted as these documents and information from the Metropolitan Council is provided. The Comprehensive Plan Update is an important document as it relates to future land use and zoning decisions and serves as a framework for the City's Zoning Code. The Comprehensive Plan illustrates the vision the community has for future physical development and ensures proper coordination and compatibility with adjacent community plans.

Policy Questions for the Commission:

1. Is the attached Preliminary Framework appropriate for continuing to refine a more detailed Work Plan?
2. Does the Council desire to establish a separate, ad-hoc community group to focus on the development of the 2040 Comprehensive Plan Update and advise the Planning Commission on plan development?

The City is required to update its Comprehensive Plan, the guiding land use plan for the community, once every ten (10) years. The City will need to begin updating the plan starting at the end of 2015. In order to properly plan for the resources necessary to update this plan, Staff feels it important to introduce this discussion now for budget planning purposes as well as to provide for adequate citizen engagement and input/development into the update.

Staff is proposing to adopt the 2040 Comprehensive Plan in individual, manageable components, rather than attempting to adopt the Update as a single document. Ultimately, the individual adopted plans will be consolidated into a single Comprehensive Plan. Specific details of each element of the update can be found in the attached document. The elements/steps of the Comprehensive Plan are as follows:

- 1.Review of Regional System Plans
- 2.Update to City's Vision, Values, and Goals of the Comprehensive Plan
- 3.Update to City's Future Land Use Map
- 4.Update to City's Transportation Plan
- 5.Update to City's Water Resources Plan (Water Supply, Wastewater, Surface Water)
- 6.Update to City's Parks Plan
- 7.Update to City's Housing Plan
- 8.Update to City's Natural Resources Plan
- 9.Economic Development
- 10.Intergovernmental Coordination
- 11.Redevlopment Areas
- 12.Community Identity
- 13.Public Facilities

Each element is proposed to commence with citizen engagement before alternatives are developed. The approach will range with some elements taking multiple meetings, some with a single meeting, while a single meeting may be able to accomplish multiple elements depending on the topic. The intent of this case is to agree on this broad framework. The next step in the work plan development is to provide detail on how the City will achieve the desired outcome of each element.

A key concern of the process of the previous 2030 Comprehensive Plan Update was that there was not sufficient time for adequate citizen engagement at key milestones of plan development. A common comment received as part of this process was that participants felt reactionary to prepared plan elements as opposed to being part of plan development itself. The statutory deadline to complete the Comprehensive Plan Update proved to be a barrier to allotting sufficient public input opportunities. Staff is forwarding this work plan at this time to ensure that sufficient time is allowed for these processes to unfold.

After agreeing on a framework, the Commission can begin work on a more detailed work plan, including designing appropriate public input opportunities for each element.

The Planning Commission did review this framework at their December 4, 2014 Meeting and recommends that the City Council. The Planning Commission desires to establish a framework for citizen engagement for the Update as the next step in the process as part of adopting a final Work Plan.

Timeframe:

30 Minutes

Funding Source:

Preparation of this discussion topic is being handled as part of normal Staff duties as part of the General Fund. Ultimately, preparation of the 2040 Comprehensive Plan Update will be funded through the General Fund. Staff will begin preparing a more detailed cost estimate once the framework and work plan are established as part of the 2016 General Fund Budget discussions.

Responsible Party(ies):

Community Development Director
City Planner

Outcome:

The desired outcome is consensus on a general framework for completion of the 2040 Comprehensive Plan Update for future work planning and budget preparation purposes.

Attachments

Preliminary Work Plan

DRAFT Planning Commission Minutes dated December 4, 2014

Form Review

Form Started By: Jo Thieling
Final Approval Date: 01/08/2015

Started On: 01/08/2015 12:14 PM

**CITY OF RAMSEY PRELIMINARY WORK PLAN FOR:
2040 COMPREHENSIVE PLAN UPDATE
(DETAILED WORK PLANS TO BE DEVELOPED IN FUTURE STEPS)**

PURPOSE: The intent of this document is to BEGIN discussions on developing a Work Plan for the 2040 Comprehensive Plan Update.

What story does Ramsey want to tell?

This HAS been seen by the Planning Commission and recommendations from the Commission have been included. This has NOT been seen yet by the City Council.

This step is not intended to approve a work plan, nor authorize work to begin on updating the current 2030 Comprehensive Plan. Furthermore, acceptance of this preliminary/initial work plan does not indicate adoption or support of any component of the Comprehensive Plan or regional planning document of the Metropolitan Council. Due to the number of required elements and statutory deadlines, it will be important to plan for a workable, cost-effective work plan to accomplish the minimum necessary elements. This document is NOT a finished product and will evolve throughout the process. The City is required to update its Comprehensive Plan once every ten (10) years.

At the end of 2015, the Metropolitan Council will have completed updates to Regional System Plans (Water Resources, Transportation, Parks, and Housing). Information will then be compiled at the local, individual community level in the form of a System Statement. The System Statement is the official kick off to the required Comprehensive Plan Update for the City of Ramsey. This Work Plan is anticipated to be a 12-24 month process with periodic check-ins as needed.

The Work Plan is divided into several logical categories. Specific outcomes are not identified in this work plan, but a framework to complete the necessary steps. Based on feedback from the previous 2030 Comprehensive Plan Update, it will be important to start planning for citizen engagement and plan development early in the process in order to meet statutory deadlines.

This work planning will be key for budget planning purposes for the years 2016-2018 in order to identify benchmarks and required resources to complete.

Sometimes, each step can be accomplished in a single meeting. Others may take several meetings to complete. Likewise, a single meeting may accomplish multiple elements. Once general consensus is achieved, or at least as close to full consensus as possible, each individual end product will proceed through City advisory board review and then City Council adoption.

Each 'Element is likely to have several steps and is anticipated to commence with citizen engagement before developing alternatives or products.

The broad steps include, but are not limited to the following:

1. Ask the community the policy question
2. Identify Issues and Opportunities
3. Develop Alternatives
4. Seek Consensus on End Product

The intent of this work plan is to divide the 2040 Comprehensive Plan Update into smaller, manageable tasks that will maximize the opportunity for public input.

KEY MILESTONES:

- Fall 2015: System Statements Distributed: Comprehensive Plan Update Begins
- December 31, 2018: Comprehensive Plan Updates must be adopted

Public Element #1#2: VISION, VALUES, AND GOALS (including BACKGROUND & PURPOSE)
[Required Element] – NOTE: The order of the first two (2) elements have been swapped from the original version of this document.

Desired Outcome: Review and Amend if Desired Vision, Values, and Goals Chapter from the 2030 Comprehensive Plan.

Should the City update its land use vision, values, and goals?
What do you want in your back yard?

Review of End Product:

- Economic Development Authority
- Environmental Policy Board
- Parks and Recreation Commission
- Charter Commission
- Public Works Committee
- Planning Commission
- City Council

NOTE: Element #1 should be completed before Element #2.

Element #2#1: REGIONAL SYSTEM PLANS – NOTE: The order of the first two (2) elements have been swapped from the original version of this document.

Desired Outcome: Review Regional System Plans and City of Ramsey System Statement prepared by the Metropolitan Council. The intent of this step is to establish a framework and identify the question being asked of the community with this update:

“What is the future land use vision for the City of Ramsey through the year 2040?”

Additionally, this is an important step in identifying for the community why the City is updating the 2030 Comprehensive Plan. Furthermore, this forum will identify what a Comprehensive Plan is and the benefit it provides to the community.

The City will consider inviting our Metropolitan Council Member and Sector Representative to assist in the intro, explain why we are here, discussion regional policies, and value of planning.

NOTE: Element #2 should be completed before Element #3.

Element #3: LAND USE PLAN CHECK-IN #1 (DEVELOP FUTURE LAND USE MAP – THIS WILL BE CONTINUALLY/ITERATIVELY REVIEWED AT EACH STAGE) [Required Element]

Desired Outcome: Review and update current Future Land Use Map. NOTE: the City did hold an initial forum in 2014 and as able to gather initial feedback. The City will utilize a variety of forums to seek feedback on this map over the next 12-24 months.

What changes, if any, should the City make to its future land use map?
What do you want in your back yard?

The following smaller geographic areas need to be addressed as part of the overall Land Use Plan:

- Mississippi River Corridor Critical Area (MRCCA)
- Closed Landfill Land Use Plan
- South of Highway 10
- Highway 10 Access Planning Study Impacted Parcels

Review of End Product:

- Economic Development Authority
- Environmental Policy Board
- Parks and Recreation Commission
- Planning Commission
- City Council

NOTE: Element #3 should be completed before Elements #4 through #84.

Elements #4 through #8 can run concurrently if desired, with specific working groups with expertise and desire in specific topical categories.

Element #4: TRANSPORTATION PLAN [Required Element]

Desired Outcome: Review and Amend/Update the Transportation Chapter of the Comprehensive Plan.

What transportation infrastructure is necessary for Ramsey?

At minimum, the following factors need to be acknowledged in the 2040 Comprehensive Plan Update:

1. Armstrong Boulevard Interchange Design
2. US Highway 10 Access Planning Study

Review of End Product:

1. Economic Development Authority
2. Planning Commission
3. Public Works Committee
4. City Council

The City will consider inviting a representative from the Metropolitan Council Transportation Services Division and MnDOT to review the end product. As this is identified as one of the two (2) key regional policy issues for the community, the City will also invite our Metropolitan Council Member and Sector Representative for this element.

This item is connected to the City's Legislative Platform.

Element #5: WATER RESOURCES PLAN [Required Element]

Desired Outcome: Review and Amend/Update the Water Resources Plan. Components of this plan include:

How should Ramsey provide water to its residents?

1. Ground Water Supply (private and municipal)
2. Wastewater Treatment (private septic and regional sanitary sewer)
3. Surface Water

Review of End Product:

1. Minnesota Department of Natural Resources [advisory only as implementing agency for public wells]
2. Minnesota Department of Health [advisory only as implementing agency for private wells]
3. Minnesota Pollution Control Agency [advisory only as implementing agency for private septic systems]
4. Lower Rum River Watershed Management Organization [implementing agency for surface water and erosion control management]
5. Environmental Policy Board
6. Planning Commission
7. Public Works Committee
8. City Council

This element will require a high degree of interagency coordination (City, DNR, and Metropolitan Council). As this is identified as one of the two (2) key regional priorities for the community, the City will also invite our Metropolitan Council Member and Sector Representative.

This item is connected to the City's Legislative Platform.

Element #6: PARKS PLAN [Required Element]

Desired Outcome: Develop Comprehensive Parks Plan with metrics and financial forecasts based on the existing Master Parks and Trails Map.

What improvements to our parks and trail system would you like to see?

Review of End Product:

1. Anoka County Parks Department [advisory only as implementing agency for regional parks]
2. Parks and Recreation Commission
3. Planning Commission
4. City Council

4. The City will consider inviting a representative from the Metropolitan Council Parks Staff to review the end product.

Element #7: HOUSING PLAN [Required Element]

Desired Outcome: Review and update Housing Plan (developed 2006) and Housing Assistance Policy (developed 2014) and consolidate.

Review of End Product:

1. Anoka County Housing and Redevelopment Authority [advisory only]
2. Economic Development Authority
3. Planning Commission
4. City Council

4. The City will consider inviting a representative from the Metropolitan Council Housing Staff to review the end product.

Element #8: NATURAL RESOURCES PLAN [Required Element]

Desired Outcome: Review and update if necessary the Natural Resources Chapter of the 2030 Comprehensive Plan. At the core of this chapter is an inventory of high-quality natural resources used for advisory purposes.

This will also include the required land use plan for the Mississippi River Corridor Critical Area.

Review of End Product:

1. Environmental Policy Board
2. Planning Commission
3. City Council

The following are optional elements of the Comprehensive Plan:

Element #9: ECONOMIC DEVELOPMENT

Review of End Product:

1. Economic Development Authority
2. Planning Commission
3. City Council

Element #10: INTERGOVERNMENTAL COORDINATION

Review of End Product

1. Environmental Policy Board
2. Economic Development Authority
3. Parks and Recreation Commission
4. Charter Commission
5. Planning Commission
6. Public Works Committee
7. City Council

Element #11: REDEVELOPMENT AREAS

Desired Outcome: This would be an appropriate chapter to discuss the three (3) small area plans currently under development:

1. 167/47 Retail Node
2. Future Business Park West of Armstrong
3. Old Municipal Center

Review of End Product:

1. Economic Development Authority
2. Planning Commission
3. City Council

The following are miscellaneous chapters from the 2030 Comprehensive Plan (some of these elements 'live' within other elements above):

1. Community Identity
2. Public Facilities

Element #12 (REVIEW OF ELEMENT #3): LAND USE PLAN CHECK-IN #2 (DEVELOP FUTURE LAND USE MAP – THIS WILL BE CONTINUALLY/ITERATIVELY REVIEWED AT EACH STAGE) [Required Element]

Desired Outcome: Review and update current Future Land Use Map. NOTE: the City did hold an initial forum in 2014 and as able to gather initial feedback. The City will utilize a variety of forums to seek feedback on this map over the next 12-24 months.

The following smaller geographic areas need to be addressed as part of the overall Land Use Plan:

- Mississippi River Corridor Critical Area (MRCCA)
- Closed Landfill Land Use Plan
- South of Highway 10
- Highway 10 Access Planning Study Impacted Parcels

Review of End Product:

- Economic Development Authority
- Environmental Policy Board
- Parks and Recreation Commission
- Planning Commission
- City Council

Modeling 'What-If' Scenarios

Model alternate forecasts based on the following assumptions (two alternative forecast scenarios):

- No improvements to Highway 10
- No solution to groundwater supply issues/surface water supply study

5.05: Introduce Discussion to Develop Work Plan and Outline for 2040 Comprehensive Plan Update

Presentation

Community Development Director Gladhill presented the Staff Report stating this case was originally prepared for the November 6, 2014 meeting, and is being brought back to the Commission for further consideration. The purpose of this case was to introduce a discussion on developing a work plan to complete the 2040 Comprehensive Plan Update. By adopting this preliminary work plan, the City is not approving any expenditures or components of the update. This step will ensure that the framework is in place before time and resources are put into developing a more detailed work plan and ultimately the update itself. Staff reviewed the policy discussions at hand, requested comment from the Commission on how to proceed and recommended approval of the Preliminary Work Plan.

Commission Business

Commissioner Bauer recommended economic and housing needs for the City be addressed prior to the land use plan. Community Development Director Gladhill appreciated this comment and discussed how the City's goals and visions would drive the land use plan. He suggested that a front end and back end check in be completed with regarding to the land use plan.

Commissioner VanScoy supported the proposed approach presented by staff. He suggested that the community survey be considered and that citizen input be gathered throughout the 2040 Comprehensive Plan updating process. Community Development Director Gladhill discussed the success rates of the neighborhood meetings for gathering information from residents.

Motion by Commissioner Bauer, seconded by Commissioner VanScoy, to recommend the City Council approve the Preliminary Work Plan for the 2040 Comprehensive Plan Update.

Motion Carried. Voting Yes: Chairperson Levine, Commissioners Bauer, VanScoy, Maul, and Nosan. Voting No: None. Absent: Commissioner Brauer.