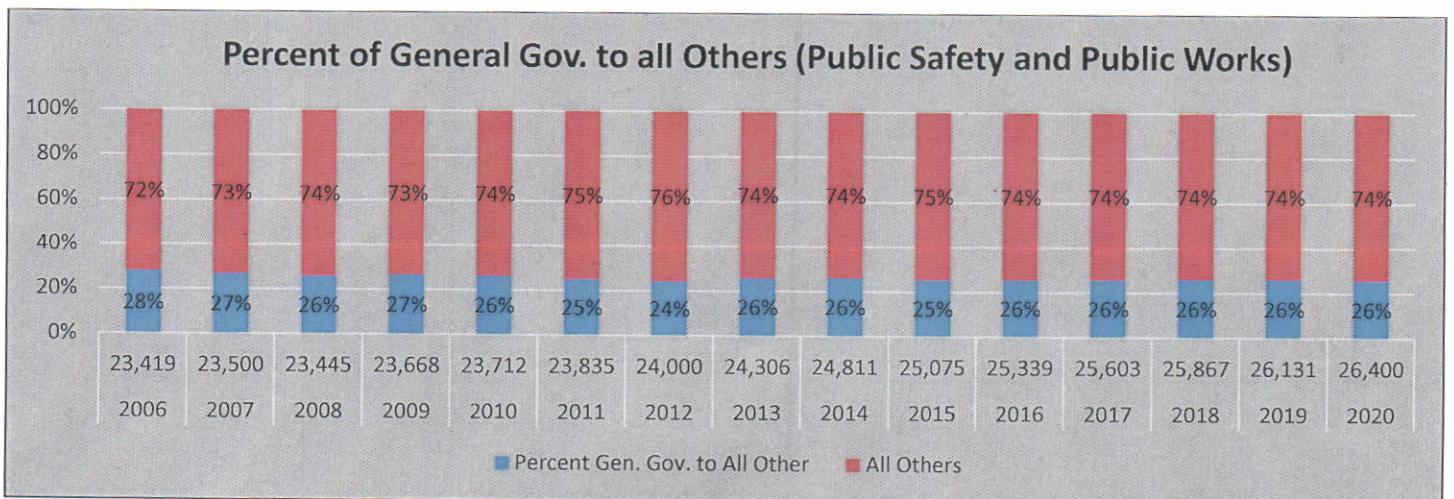
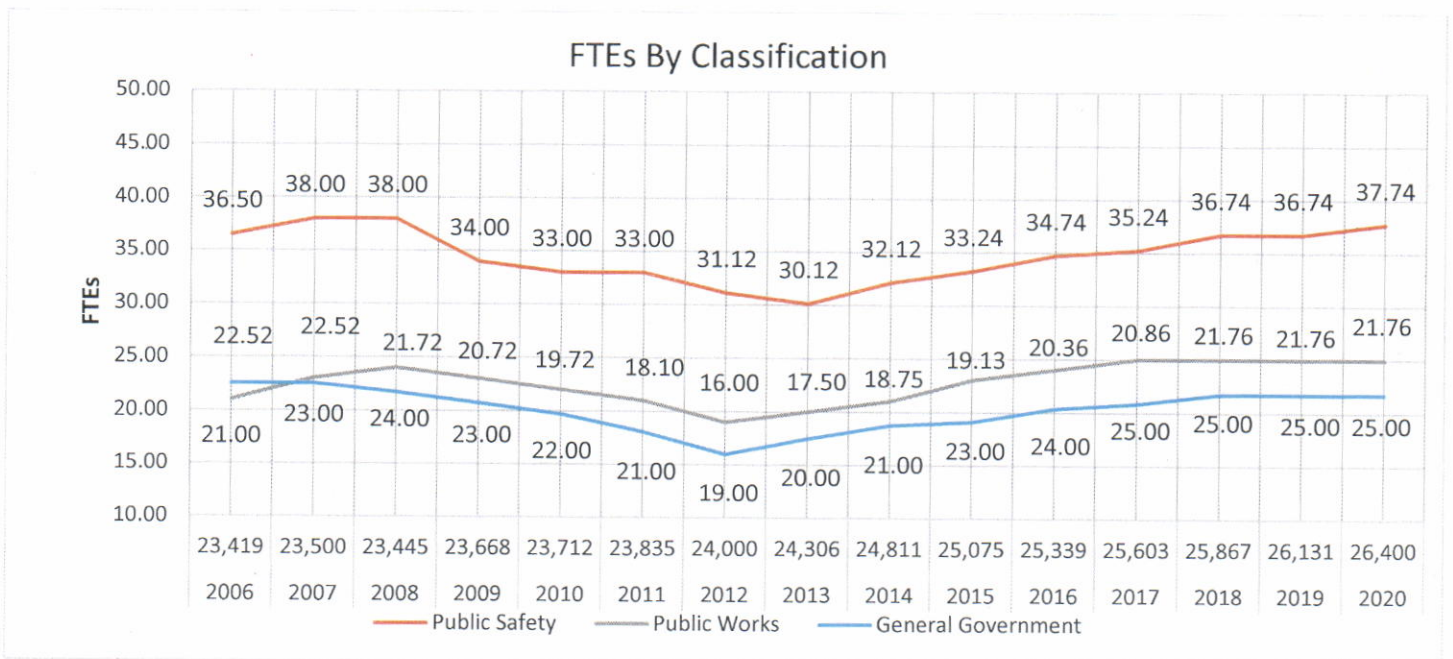
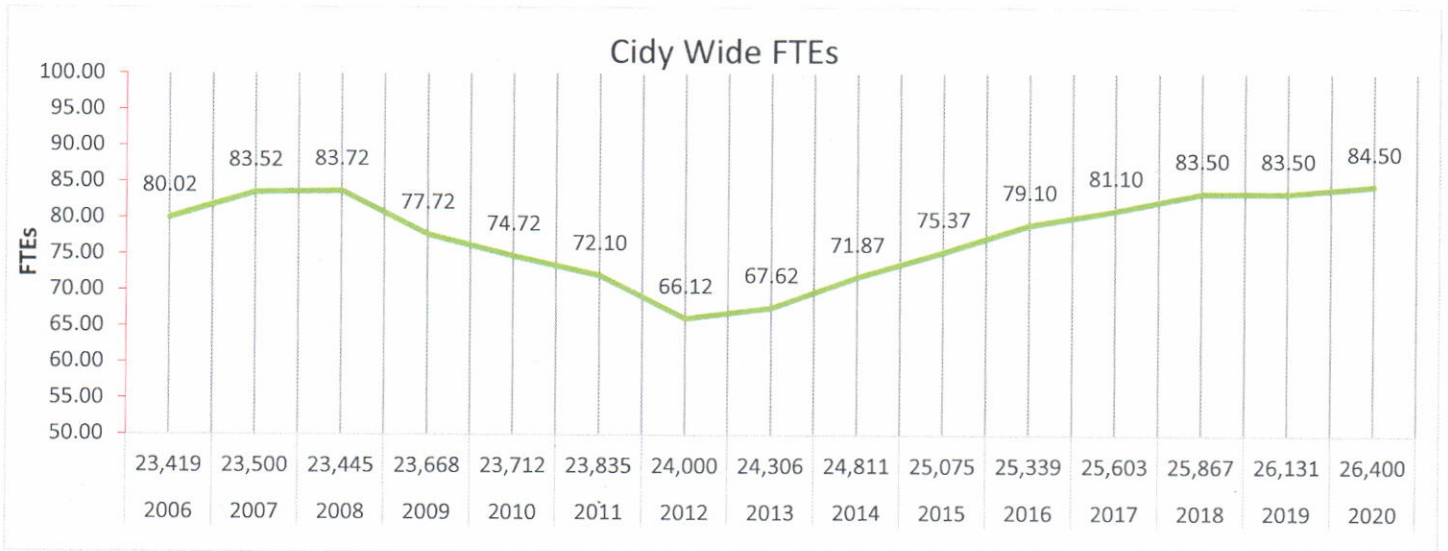
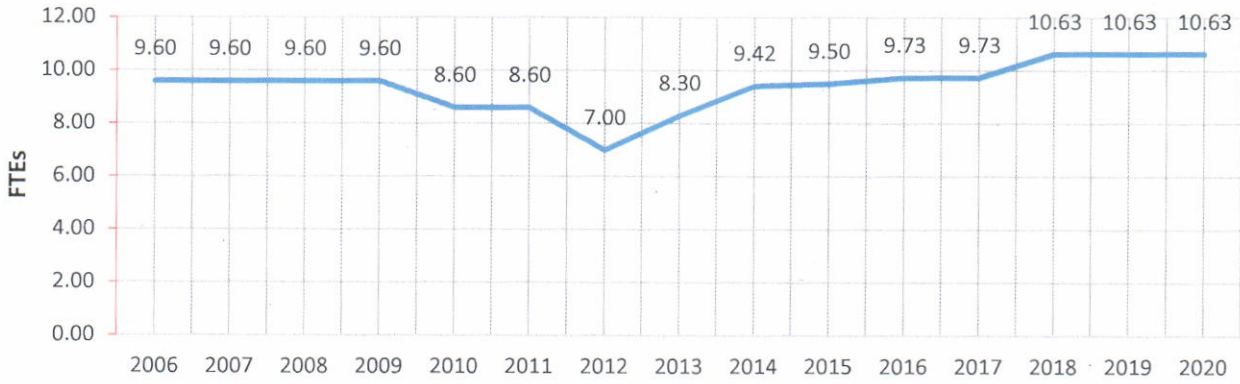


City of Ramsey / Regular Full Time Equivalencies (FTEs)

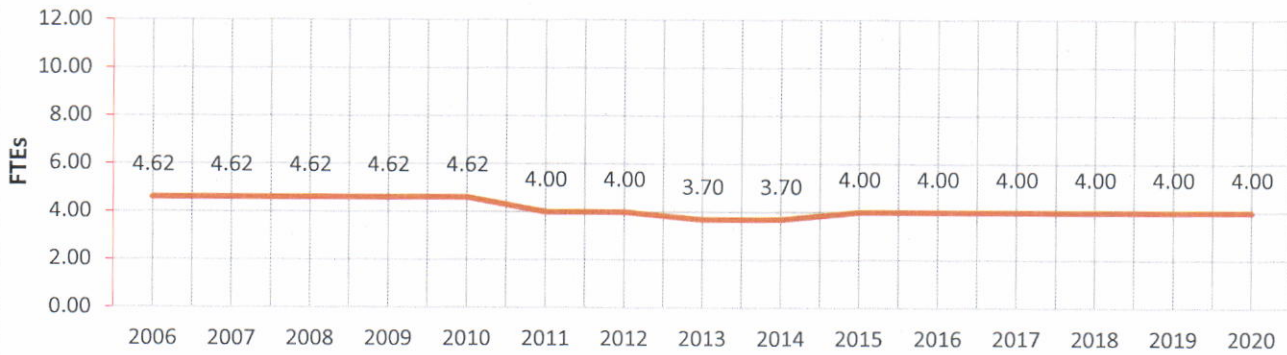


Year	2006	2007	2008	2009	2010	2011	2012	2013	2014	2015	2016	2017	2018	2019	2020	Growth Over Next 5 Yrs. (2015 to 2020)	Change in FTE Over 10 Years (2006 to 2016)
Population	23,419	23,500	23,445	23,668	23,712	23,835	24,000	24,306	24,811	25,075	25,339	25,603	25,867	26,131	26,400	1.13	0.13
Administration	9.60	9.60	9.60	9.60	8.60	8.60	7.00	8.30	9.42	9.50	9.73	9.73	10.63	10.63	10.63	1.13	0.13
Finance	4.62	4.62	4.62	4.62	4.62	4.00	4.00	3.70	3.70	4.00	4.00	4.00	4.00	4.00	4.00	0.00	-0.62
Planning & Zoning	6.00	6.00	5.00	4.00	4.00	3.00	3.00	3.00	3.00	3.00	4.00	4.00	4.00	4.00	4.00	1.00	-2.00
Gen Govt Bldgs	2.30	2.30	2.50	2.50	2.50	2.50	2.00	2.50	2.63	2.63	2.63	3.13	3.13	3.13	3.13	0.50	0.33
Police	26.50	28.00	28.00	28.00	28.00	28.00	27.12	26.12	28.12	28.24	29.24	29.74	31.24	31.24	32.24	4.00	2.74
Fire	3.00	3.00	3.00	3.00	3.00	3.00	2.00	2.00	2.00	2.50	2.50	2.50	2.50	2.50	2.50	0.00	-0.50
Building Inspection	7.00	7.00	7.00	7.00	7.00	7.00	7.00	7.00	7.00	7.00	7.00	7.00	7.00	7.00	7.00	0.00	-4.00
Engineering	6.00	7.00	7.00	7.00	6.00	6.00	4.00	5.00	5.00	6.00	6.00	6.00	6.00	6.00	6.00	0.50	0.00
Streets	7.00	7.00	7.00	7.00	7.00	7.00	7.00	7.00	7.00	7.00	8.00	8.00	8.00	8.00	8.00	1.00	0.00
Parks	6.00	6.00	7.00	6.00	6.00	5.00	5.00	5.00	5.00	6.00	6.00	7.00	7.00	7.00	7.00	1.00	1.00
Utilities	2.00	3.00	3.00	3.00	3.00	3.00	3.00	3.00	4.00	4.00	4.00	4.00	4.00	4.00	4.00	0.00	0.00
GRAND TOTAL	80.02	83.52	83.72	77.72	74.72	72.10	66.12	67.62	71.87	75.37	79.10	81.10	83.50	83.50	84.50	9.13	-0.92
General Government	22.52	21.72	21.72	20.72	19.72	18.10	16.00	17.50	18.75	19.13	20.36	20.86	21.76	21.76	21.76		
Public Safety	36.50	38.00	38.00	34.00	33.00	33.00	31.12	30.12	32.12	33.24	34.74	35.24	36.74	36.74	37.74		
Public Works	21.00	23.00	24.00	23.00	22.00	21.00	19.00	20.00	21.00	23.00	24.00	25.00	25.00	25.00	25.00		
	80.02	83.52	83.72	77.72	74.72	72.10	66.12	67.62	71.87	75.37	79.10	81.10	83.50	83.50	84.50		
Percent Gen. Gov. to All Other	28%	27%	26%	27%	26%	25%	24%	26%	26%	25%	26%	26%	26%	26%	26%		
All Others	72%	73%	74%	73%	74%	75%	76%	74%	74%	75%	74%	74%	74%	74%	74%		

Administration - (General Government)



Finance - (General Government)



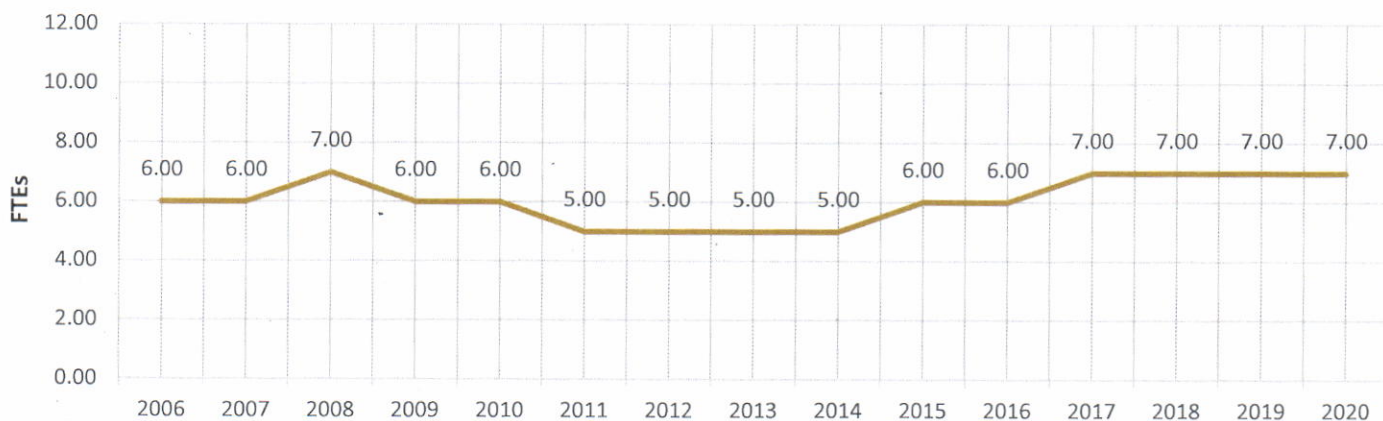
General Government Buildings - (General Government)



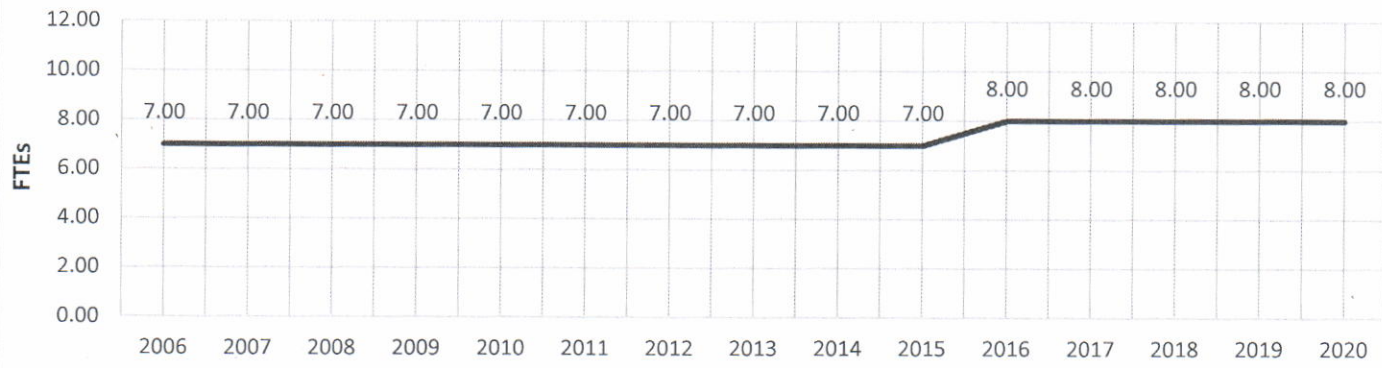
Planning & Zoning - (General Government)



Parks - (Public Works)



Streets - (Public Works)



Utilities - Public Works



Engineering - (Public Works)



Police - (Public Safety)



Fire - (Public Safety)



Building Inspections - (Public Safety)

