




LEGEND

-  55,000 SF
-  243 Parking Stalls
-  Open Space



On-street parking along Zeolite Street, Veteran Drive, and Sunwood help meet overall parking demands (approx. 5 per 1,000 ratio).

All layouts assume regional ponding meets stormwater requirements.



LEGEND

- 53,100 SF
- 223 Parking Stalls
- Open Space



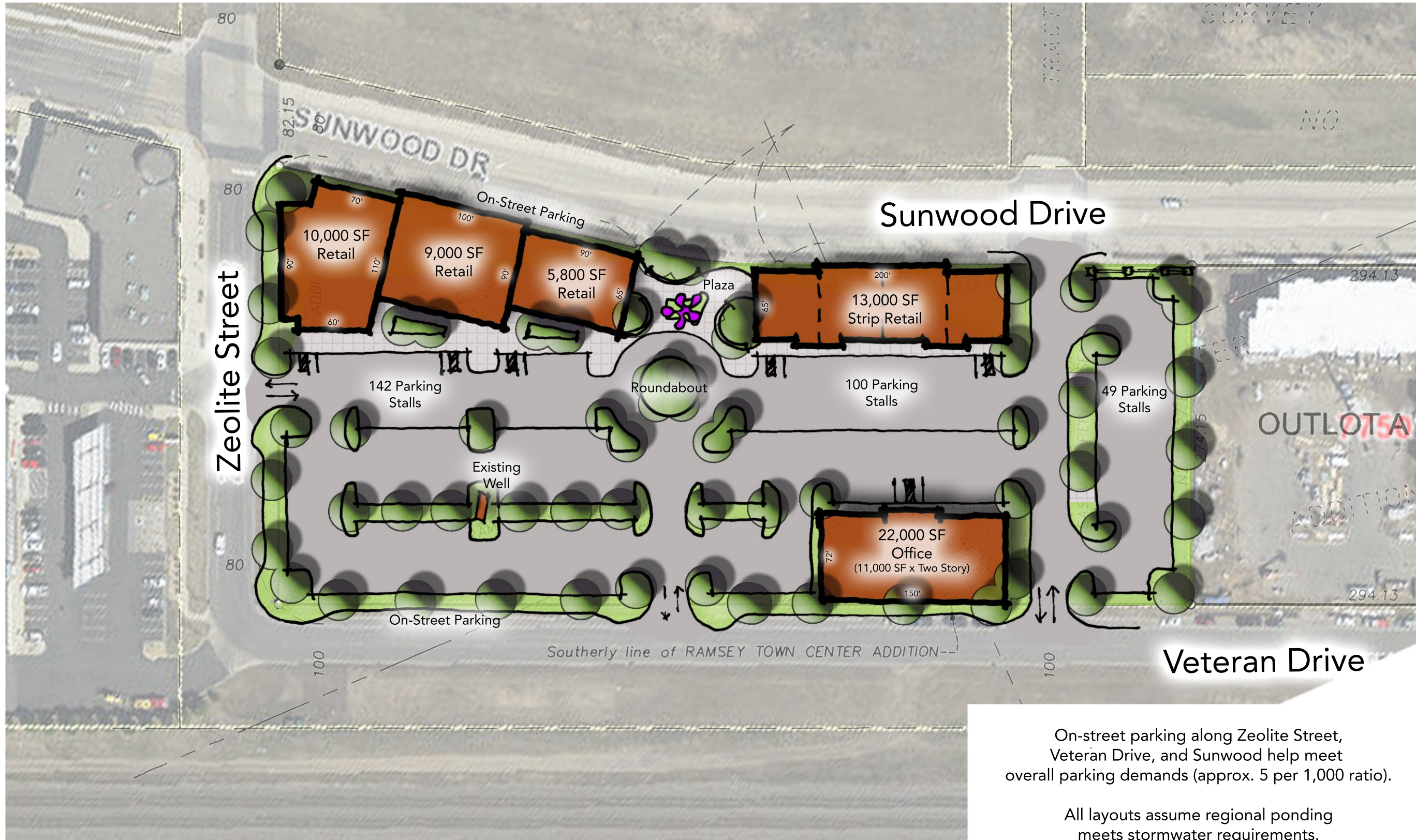
On-street parking along Zeolite Street, Veteran Drive, and Sunwood help meet overall parking demands (approx. 5 per 1,000 ratio).

All layouts assume regional ponding meets stormwater requirements.



LEGEND

- 59,800 SF
- 291 Parking Stalls
- Open Space



On-street parking along Zeolite Street, Veteran Drive, and Sunwood help meet overall parking demands (approx. 5 per 1,000 ratio).

All layouts assume regional ponding meets stormwater requirements.



LEGEND

- 61,300 SF
- 290 Parking Stalls
- Open Space



On-street parking along Zeolite Street, Veteran Drive, and Sunwood help meet overall parking demands (approx. 5 per 1,000 ratio).

All layouts assume regional ponding meets stormwater requirements.

