


**CITY OF RAMSEY
FINANCIAL STATEMENT**



JANUARY 1, 2016 THROUGH PERIOD ENDING: March 31, 2017

GENERAL FUND EXPENDITURES - BY DEPARTMENT -		
Dept	-CURRENT YEAR ADOPTED BUDGET-	CURRENT YTD GENERAL LEDGER
Admin	1,977,847.00	411,711.90
Com Dev	806,971.00	160,276.00
Contingency	180,448.00	-
Council	127,259.00	34,770.58
Finance	477,560.00	111,391.15
Fire	895,212.00	216,990.67
Legal	128,600.00	21,730.42
Police	3,453,477.00	802,652.78
Public Works	3,081,385.00	569,825.06
Grand Total	11,128,759.00	2,329,348.56

GENERAL FUND EXPENDITURES - BY CATEGORY -		
Category	-CURRENT YEAR ADOPTED BUDGET-	-CURRENT YTD GENERAL LEDGER-
Capital Outlay	302,406.00	110,549.00
Debt Service	120,412.00	-
Other Services & Charges	2,631,607.00	283,024.00
Personal Services	7,249,034.00	1,748,715.94
Supplies	825,300.00	187,059.62
Grand Total	11,128,759.00	2,329,348.56

GENERAL FUND REVENUES - BY CATEGORY -		
Category	-CURRENT YEAR ADOPTED BUDGET-	-CURRENT YTD GENERAL LEDGER-
Taxes	8,685,635.00	-
Charges for Services	619,462.00	109,212.90
Business Licenses/Permits	49,300.00	3,313.62
Fines and Forfeits	66,000.00	10,696.25
Federal Intergovernmental	7,500.00	-
State Intergovernmental	336,550.00	71,900.00
Interest	100,000.00	-
Local Intergovernmental	8,000.00	-
Miscellaneous	31,000.00	6,539.35
Non-Business Licenses/Permits	462,500.00	90,150.80
Transfers in	762,812.00	-
Grand Total	11,128,759.00	291,812.92

This report reflects year to date revenue and expenditures as compared to annual budget.
It does not reflect fund balance.

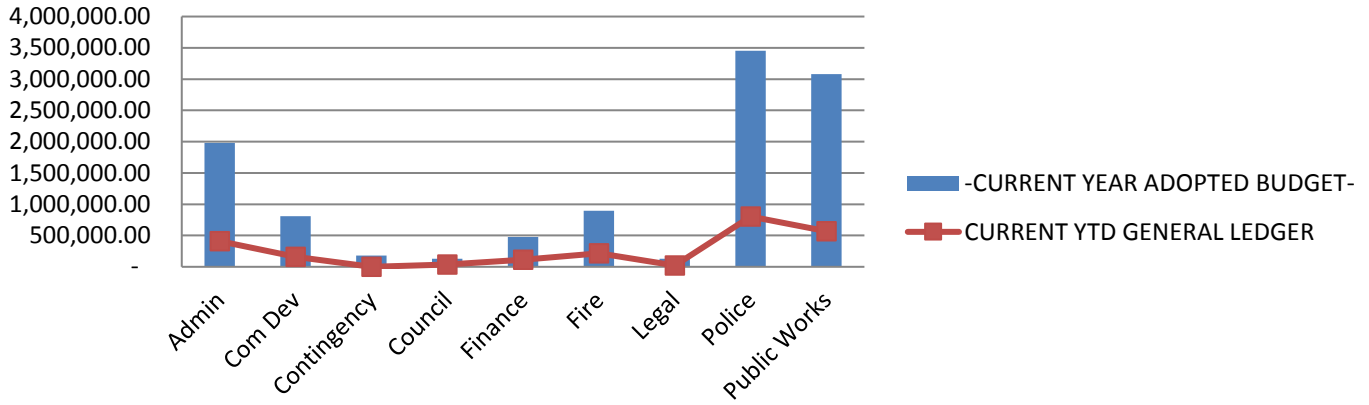
PREPARED BY: FINANCE DEPARTMENT

CITY OF RAMSEY FINANCIAL STATEMENT

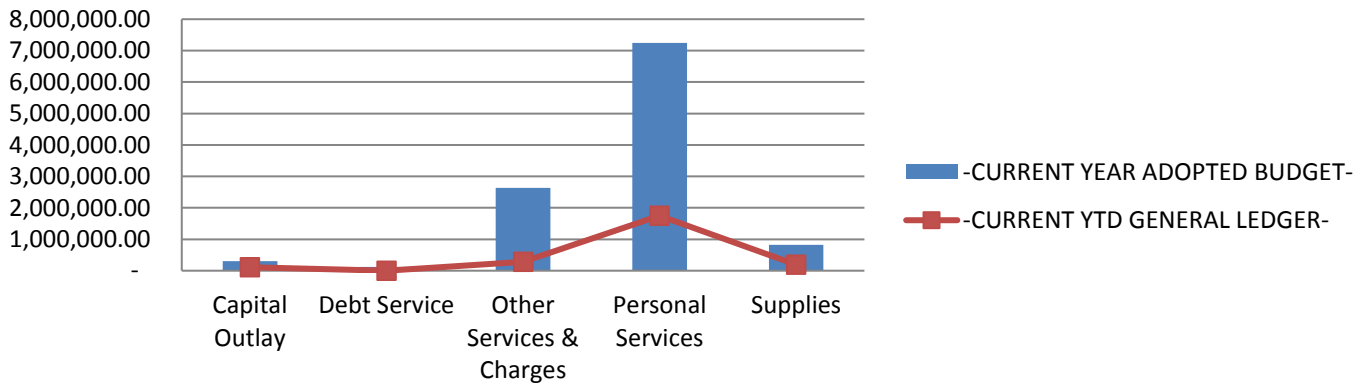


JANUARY 1, 2016 THROUGH PERIOD ENDING: March 31, 2017

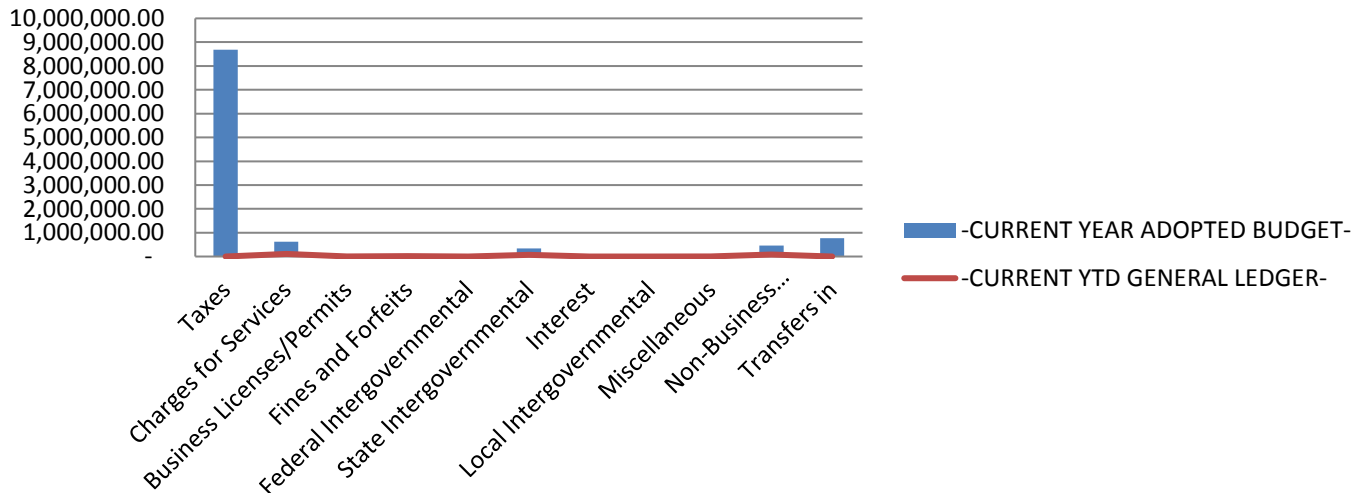
GENERAL FUND EXPENDITURES - BY DEPARTMENT



GENERAL FUND EXPENDITURES - BY CATEGORY



GENERAL FUND REVENUES



This report reflects year to date revenue and expenditures as compared to annual budget.
It does not reflect fund balance.

PREPARED BY: FINANCE DEPARTMENT