

**CITY OF RAMSEY
FINANCIAL STATEMENT**



JANUARY 1, 2016 THROUGH PERIOD ENDING: April 30, 2017

GENERAL FUND EXPENDITURES - BY DEPARTMENT -		
Dept	-CURRENT YEAR ADOPTED BUDGET-	CURRENT YTD GENERAL LEDGER
Admin	1,977,847.00	542,908.25
Com Dev	806,971.00	242,385.26
Contingency	180,448.00	-
Council	127,259.00	40,456.84
Finance	477,560.00	282,602.74
Fire	895,212.00	326,568.85
Legal	128,600.00	27,893.18
Police	3,453,477.00	1,065,747.46
Public Works	3,081,385.00	735,825.67
Grand Total	11,128,759.00	3,264,388.25


GENERAL FUND EXPENDITURES - BY CATEGORY -		
Category	-CURRENT YEAR ADOPTED BUDGET-	-CURRENT YTD GENERAL LEDGER-
Capital Outlay	302,406.00	152,879.27
Debt Service	120,412.00	-
Other Services & Charges	2,631,607.00	567,085.79
Personal Services	7,249,034.00	2,309,092.56
Supplies	825,300.00	235,330.63
Grand Total	11,128,759.00	3,264,388.25

GENERAL FUND REVENUES - BY CATEGORY -		
Category	-CURRENT YEAR ADOPTED BUDGET-	-CURRENT YTD GENERAL LEDGER-
Taxes	8,685,635.00	-
Charges for Services	619,462.00	154,963.68
Business Licenses/Permits	49,300.00	2,856.11
Fines and Forfeits	66,000.00	17,261.56
Federal Intergovernmental	7,500.00	-
State Intergovernmental	336,550.00	76,850.00
Interest	100,000.00	-
Local Intergovernmental	8,000.00	-
Miscellaneous	31,000.00	8,678.60
Non-Business Licenses/Permits	462,500.00	133,736.10
Transfers in	762,812.00	-
Grand Total	11,128,759.00	394,346.05

This report reflects year to date revenue and expenditures as compared to annual budget.
It does not reflect fund balance.

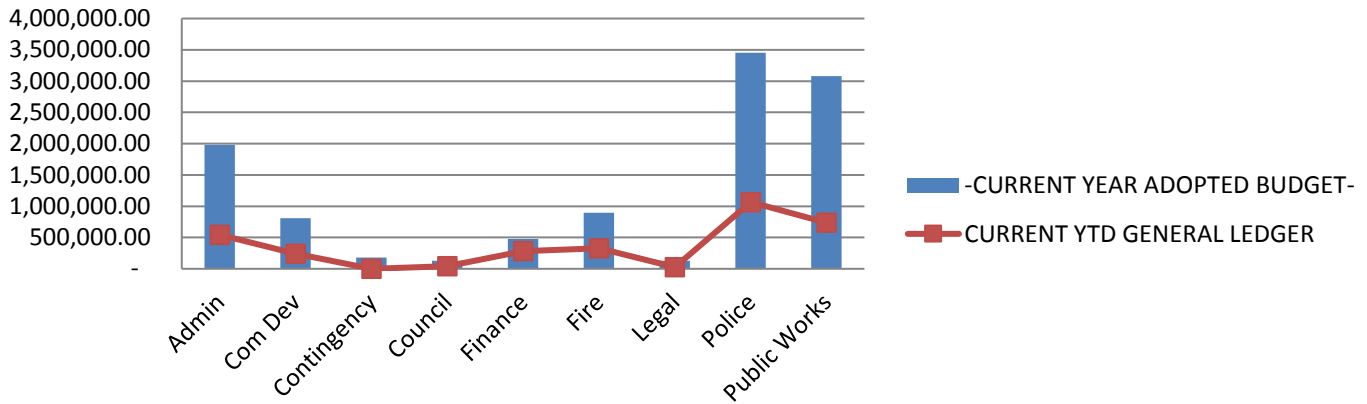
PREPARED BY: FINANCE DEPARTMENT

CITY OF RAMSEY FINANCIAL STATEMENT

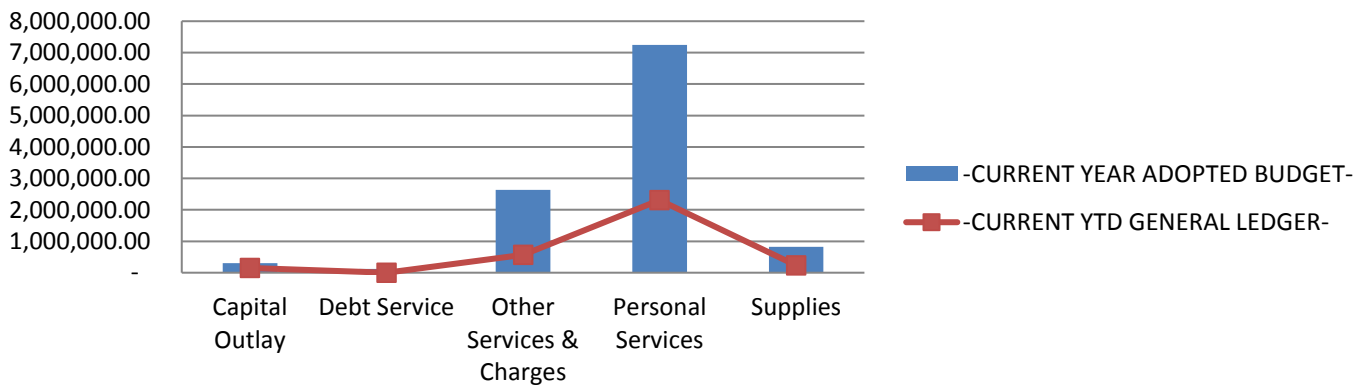


JANUARY 1, 2016 THROUGH PERIOD ENDING: April 30, 2017

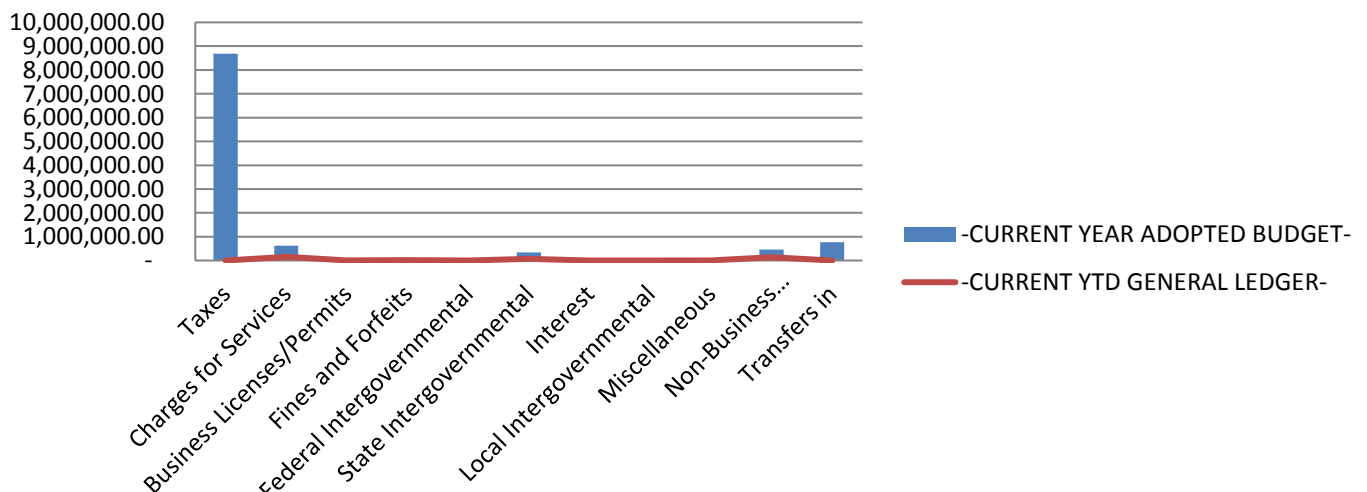
GENERAL FUND EXPENDITURES - BY DEPARTMENT



GENERAL FUND EXPENDITURES - BY CATEGORY



GENERAL FUND REVENUES



This report reflects year to date revenue and expenditures as compared to annual budget.
It does not reflect fund balance.

PREPARED BY: FINANCE DEPARTMENT