

**CITY OF RAMSEY
FINANCIAL STATEMENT**



JANUARY 1, 2016 THROUGH PERIOD ENDING: May 31, 2017

GENERAL FUND EXPENDITURES - BY DEPARTMENT -		
Dept	-CURRENT YEAR ADOPTED BUDGET-	CURRENT YTD GENERAL LEDGER
Admin	1,977,847.00	669,380.91
Com Dev	806,971.00	321,140.31
Contingency	180,448.00	-
Council	127,259.00	47,136.97
Finance	477,560.00	313,894.89
Fire	895,212.00	376,619.62
Legal	128,600.00	33,684.38
Police	3,453,477.00	1,300,086.58
Public Works	3,081,385.00	959,936.29
Grand Total	11,128,759.00	4,021,879.95

GENERAL FUND EXPENDITURES - BY CATEGORY -		
Category	-CURRENT YEAR ADOPTED BUDGET-	-CURRENT YTD GENERAL LEDGER-
Capital Outlay	302,406.00	154,023.52
Debt Service	120,412.00	-
Other Services & Charges	2,631,607.00	721,733.44
Personal Services	7,249,034.00	2,871,023.33
Supplies	825,300.00	275,099.66
Grand Total	11,128,759.00	4,021,879.95

GENERAL FUND REVENUES - BY CATEGORY -		
Category	-CURRENT YEAR ADOPTED BUDGET-	-CURRENT YTD GENERAL LEDGER-
Taxes	8,685,635.00	-
Charges for Services	619,462.00	200,073.07
Business Licenses/Permits	49,300.00	21,767.08
Fines and Forfeits	66,000.00	22,195.63
Federal Intergovernmental	7,500.00	-
State Intergovernmental	336,550.00	76,850.00
Interest	100,000.00	-
Local Intergovernmental	8,000.00	-
Miscellaneous	31,000.00	8,805.70
Non-Business Licenses/Permits	462,500.00	196,576.70
Transfers in	762,812.00	-
Grand Total	11,128,759.00	526,268.18

This report reflects year to date revenue and expenditures as compared to annual budget.
It does not reflect fund balance.

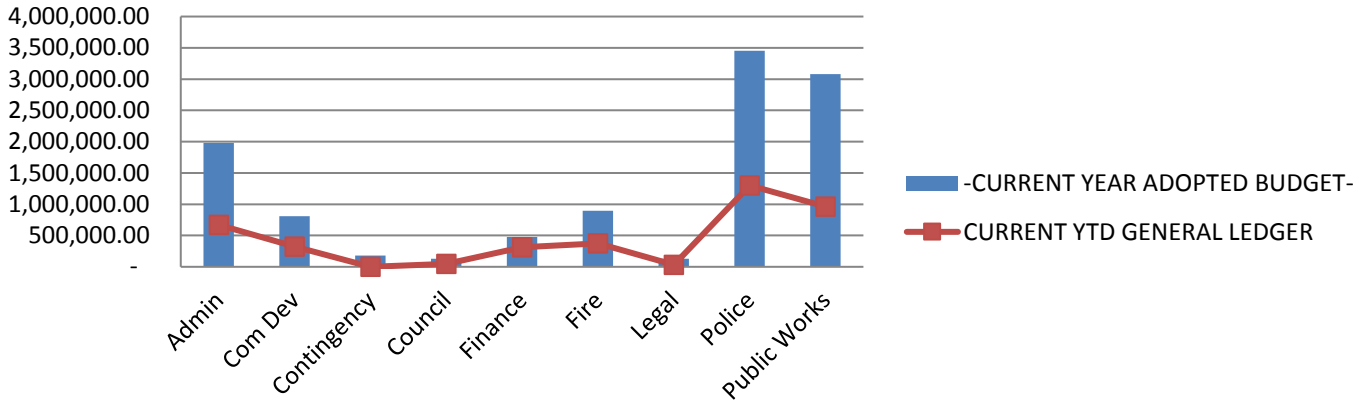
PREPARED BY: FINANCE DEPARTMENT

CITY OF RAMSEY FINANCIAL STATEMENT

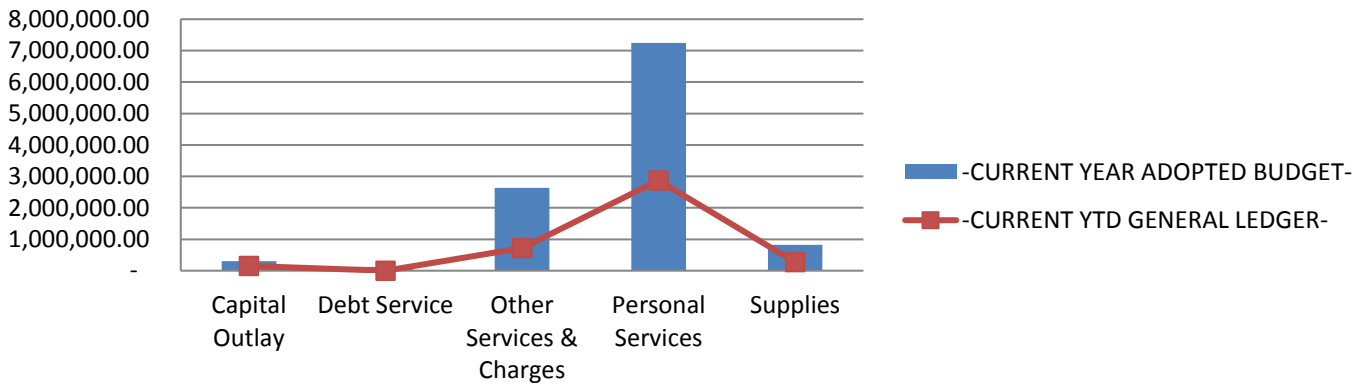


JANUARY 1, 2016 THROUGH PERIOD ENDING: May 31, 2017

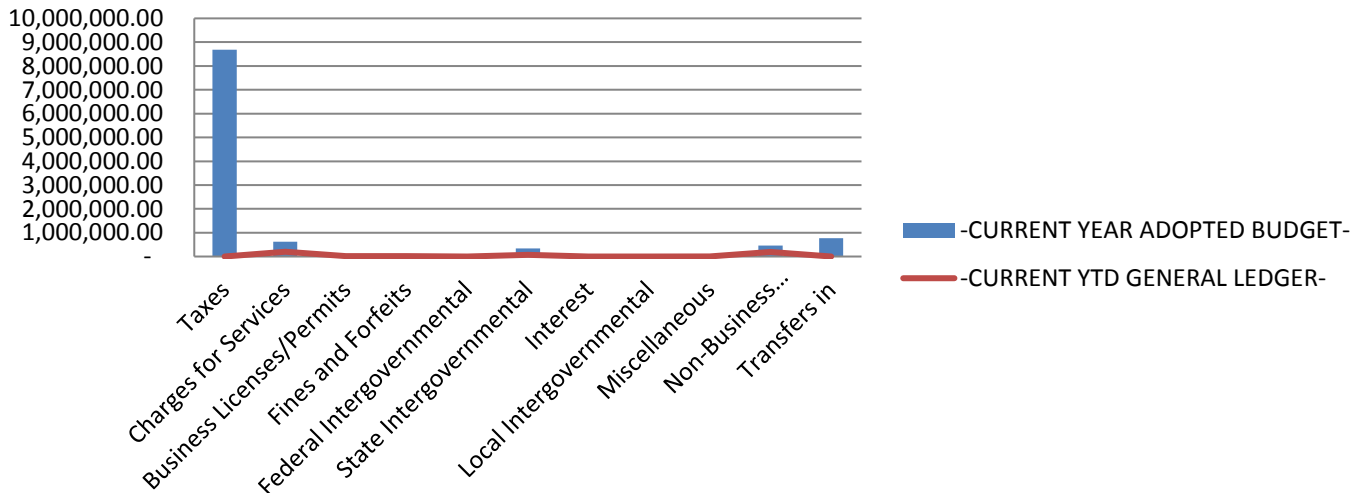
GENERAL FUND EXPENDITURES - BY DEPARTMENT



GENERAL FUND EXPENDITURES - BY CATEGORY



GENERAL FUND REVENUES



This report reflects year to date revenue and expenditures as compared to annual budget. It does not reflect fund balance.

PREPARED BY: FINANCE DEPARTMENT