

**CITY OF RAMSEY
FINANCIAL STATEMENT**



JANUARY 1, 2016 THROUGH PERIOD ENDING: September 30, 2017

GENERAL FUND EXPENDITURES - BY DEPARTMENT -		
Dept	-CURRENT YEAR ADOPTED BUDGET-	CURRENT YTD GENERAL LEDGER
Admin	1,977,847.00	1,268,935.90
Com Dev	806,971.00	618,051.72
Contingency	180,448.00	75,891.55
Council	127,259.00	78,898.48
Finance	477,560.00	479,770.75
Fire	895,212.00	651,165.35
Legal	128,600.00	77,703.11
Police	3,453,477.00	2,424,384.48
Public Works	3,081,385.00	1,896,712.20
Grand Total	11,128,759.00	7,571,513.54

GENERAL FUND EXPENDITURES - BY CATEGORY -		
Category	-CURRENT YEAR ADOPTED BUDGET-	-CURRENT YTD GENERAL LEDGER-
Capital Outlay	302,406.00	247,329.66
Debt Service	120,412.00	75,891.55
Other Services & Charges	2,631,607.00	1,346,856.06
Personal Services	7,249,034.00	5,420,770.60
Supplies	825,300.00	484,172.37
Grand Total	11,128,759.00	7,575,020.24

GENERAL FUND REVENUES - BY CATEGORY -		
Category	-CURRENT YEAR ADOPTED BUDGET-	-CURRENT YTD GENERAL LEDGER-
Taxes	8,685,635.00	4,482,384.20
Charges for Services	619,462.00	478,075.84
Business Licenses/Permits	49,300.00	38,902.89
Fines and Forfeits	66,000.00	44,872.33
Federal Intergovernmental	7,500.00	-
State Intergovernmental	336,550.00	158,996.32
Interest	100,000.00	-
Local Intergovernmental	8,000.00	-
Miscellaneous	31,000.00	13,103.65
Non-Business Licenses/Permits	462,500.00	450,759.60
Transfers in	762,812.00	258,000.00
Grand Total	11,128,759.00	5,925,094.83

This report reflects year to date revenue and expenditures as compared to annual budget.
It does not reflect fund balance.

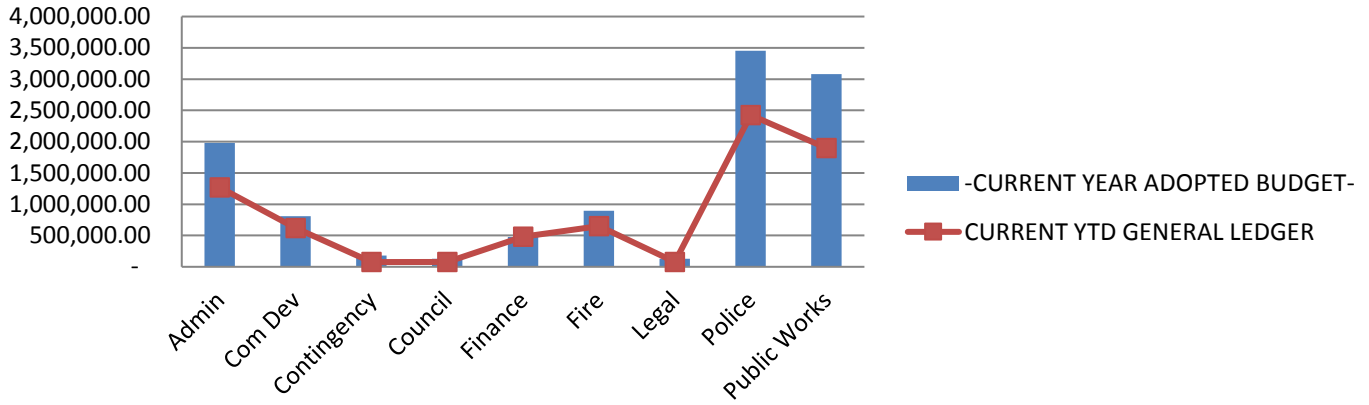
PREPARED BY: FINANCE DEPARTMENT

CITY OF RAMSEY FINANCIAL STATEMENT

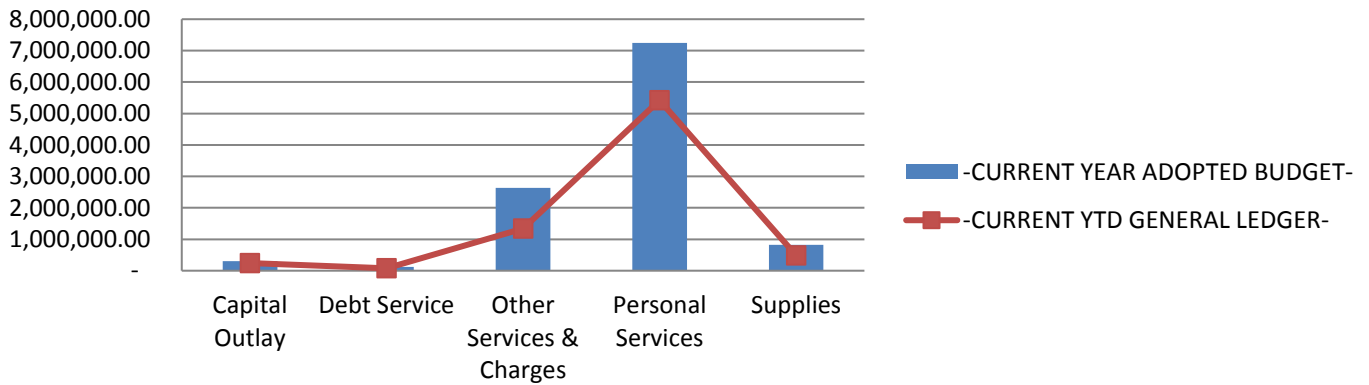


JANUARY 1, 2016 THROUGH PERIOD ENDING: September 30, 2017

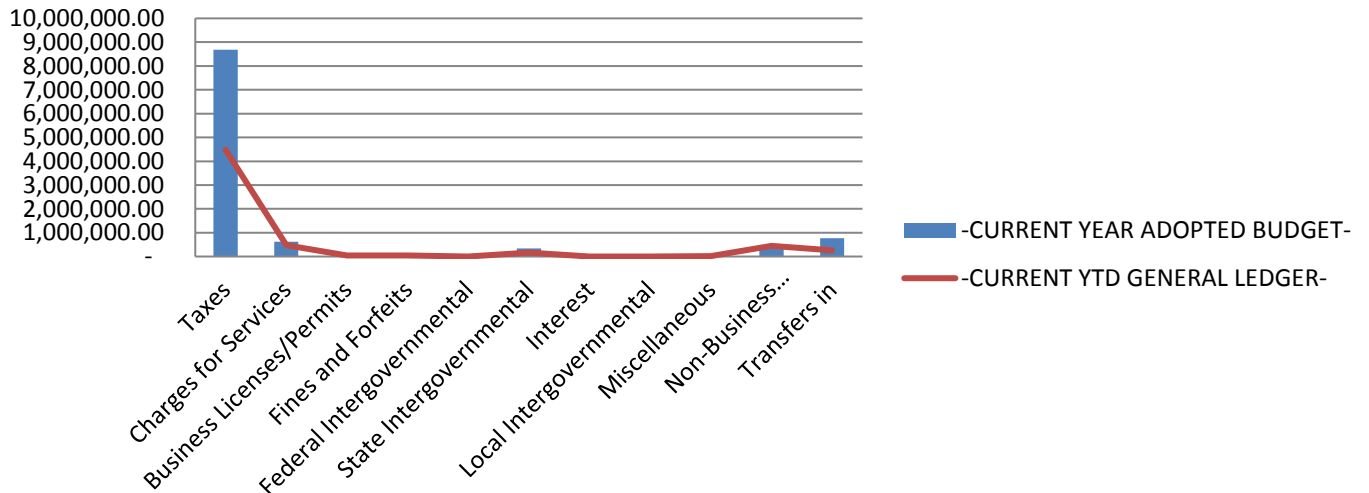
GENERAL FUND EXPENDITURES - BY DEPARTMENT



GENERAL FUND EXPENDITURES - BY CATEGORY



GENERAL FUND REVENUES



This report reflects year to date revenue and expenditures as compared to annual budget. It does not reflect fund balance.

PREPARED BY: FINANCE DEPARTMENT