

> Vehicle Count By Speed

Speeds: 8 - 50 MPH
 Vehicles: All Types
 Directions: Approach & Depart
 Start: 2017-10-04
 End: 2017-10-04
 Records: 146

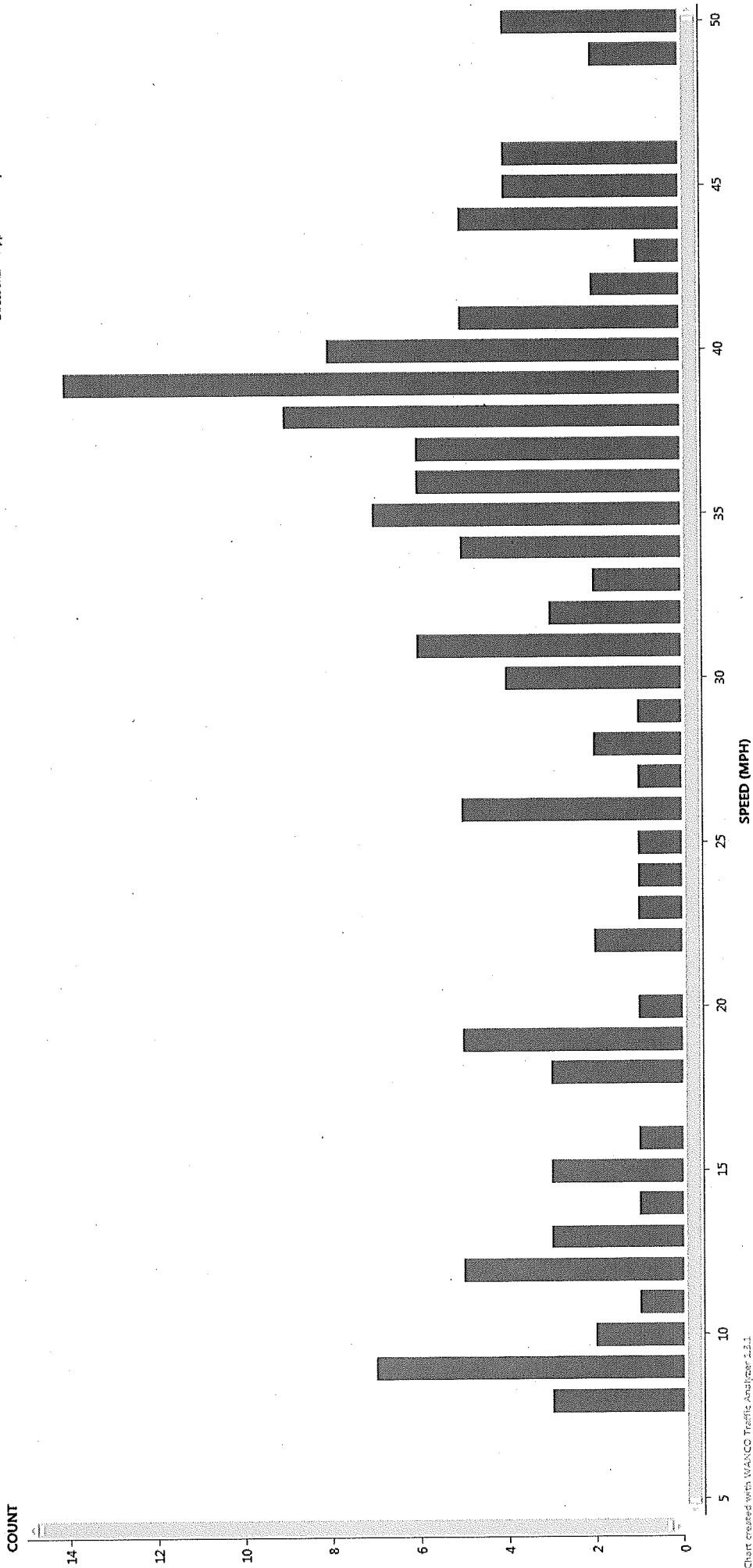



Chart created with WANCO Traffic Analyzer 1.2.1


> Average Speed By Time

Include Vehicle Count?
Speeds: 8 - 50 MPH
Vehicles: All Types
Directions: Approach & Depart
Start: 2017-10-04
End: 2017-10-04
Records: 346



> Average Speed By Time

Include Vehicle Count
Speeds: 8 - 50 MPH
Vehicles: All Types
Directions: Approach & Depart
Start: 2017-10-04
End: 2017-10-04
Records: 146



> Vehicle Count By Time

Include Avg. Speed:
Speeds: 8 - 50 MPH
Vehicles: All Types
Directions: Approach & Depart
Start: 2017-10-04
End: 2017-10-04
Records: 146

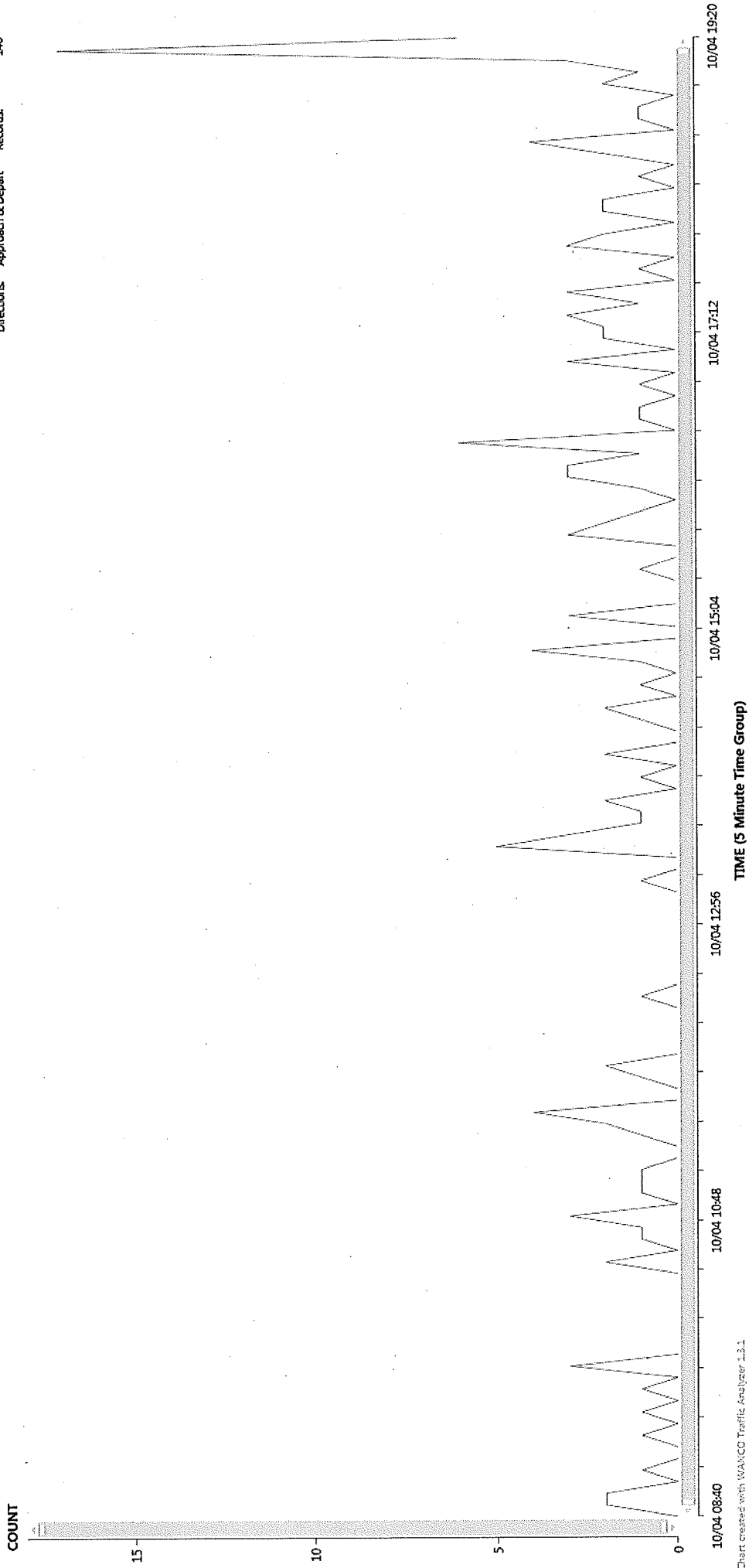



Chart created with WANCO Traffic Analyzer 3.3.1

> Vehicle Count By Time

Include Avg. Speed?

Speeds: 8 - 50 MPH
Vehicles: All Types
Directions: Approach & Depart

Start: 2017-10-04
End: 2017-10-04
Records: 146



> Percentile By Speed

Speeds: 8 - 50 MPH
Vehicles: All Types
Directions: Approach & Depart
Start: 2017-10-04
End: 2017-10-04
Records: 146

