

**CITY OF RAMSEY
FINANCIAL STATEMENT**



JANUARY 1, 2018 THROUGH PERIOD ENDING: February 28, 2018

GENERAL FUND EXPENDITURES - BY DEPARTMENT -		
Dept	-CURRENT YEAR ADOPTED BUDGET-	CURRENT YTD GENERAL LEDGER
Admin	2,077,782.00	228,369.63
Com Dev	928,529.00	103,303.31
Contingency	176,455.00	-
Council	151,651.00	39,668.37
Finance	492,154.00	67,474.61
Fire	1,005,890.00	94,540.89
Legal	128,400.00	8,664.16
Police	3,517,438.00	425,270.66
Public Works	3,644,985.00	330,266.68
Grand Total	12,123,284.00	1,297,558.31

GENERAL FUND EXPENDITURES - BY CATEGORY -		
Category	-CURRENT YEAR ADOPTED BUDGET-	-CURRENT YTD GENERAL LEDGER-
Capital Outlay	710,510.00	-
Debt Service	119,455.00	-
Other Services & Charges	2,716,162.00	164,421.74
Personal Services	7,728,382.00	1,037,251.02
Supplies	848,775.00	95,820.55
Grand Total	12,123,284.00	1,297,493.31

GENERAL FUND REVENUES - BY CATEGORY -		
Category	-CURRENT YEAR ADOPTED BUDGET-	-CURRENT YTD GENERAL LEDGER-
Taxes	9,400,242.00	-
Charges for Services	710,244.00	72,623.31
Business Licenses/Permits	33,750.00	4,715.47
Fines and Forfeits	68,700.00	3,271.40
Federal Intergovernmental	8,000.00	-
State Intergovernmental	351,750.00	70,000.00
Interest	70,000.00	-
Miscellaneous	31,000.00	7,120.42
Non-Business Licenses/Permits	479,000.00	78,488.40
Transfers in	970,598.00	-
Grand Total	12,123,284.00	236,219.00

This report reflects year to date revenue and expenditures as compared to annual budget.
It does not reflect fund balance.

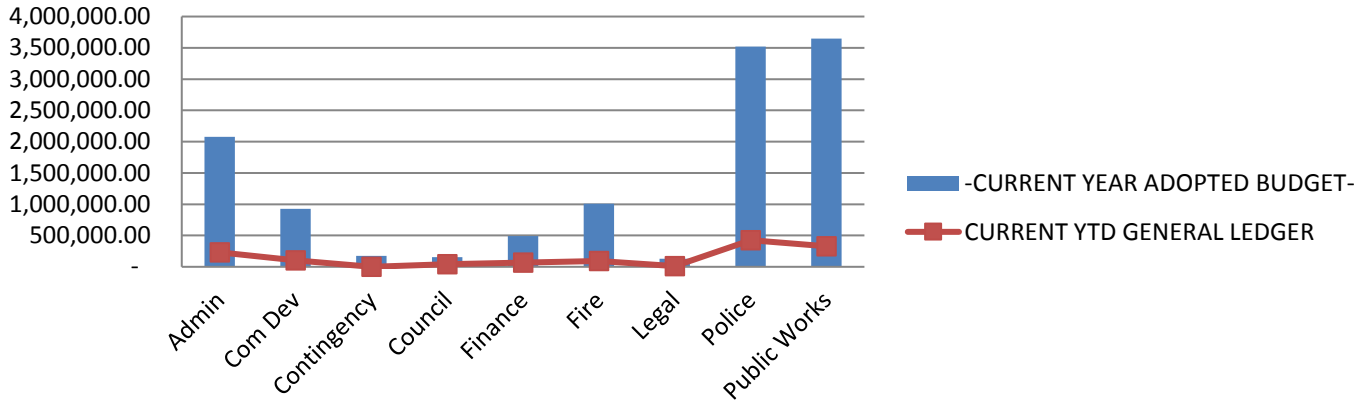
PREPARED BY: FINANCE DEPARTMENT

CITY OF RAMSEY FINANCIAL STATEMENT

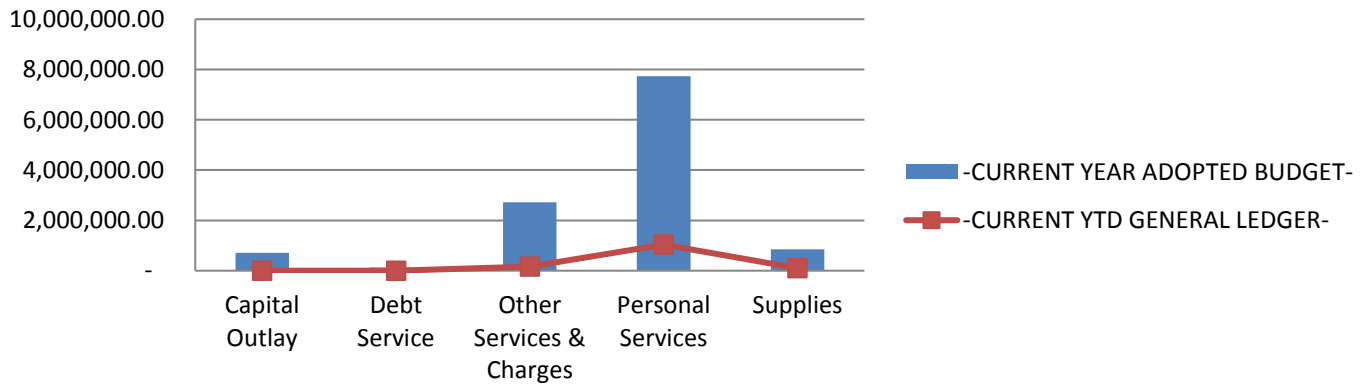


JANUARY 1, 2018 THROUGH PERIOD ENDING: February 28, 2018

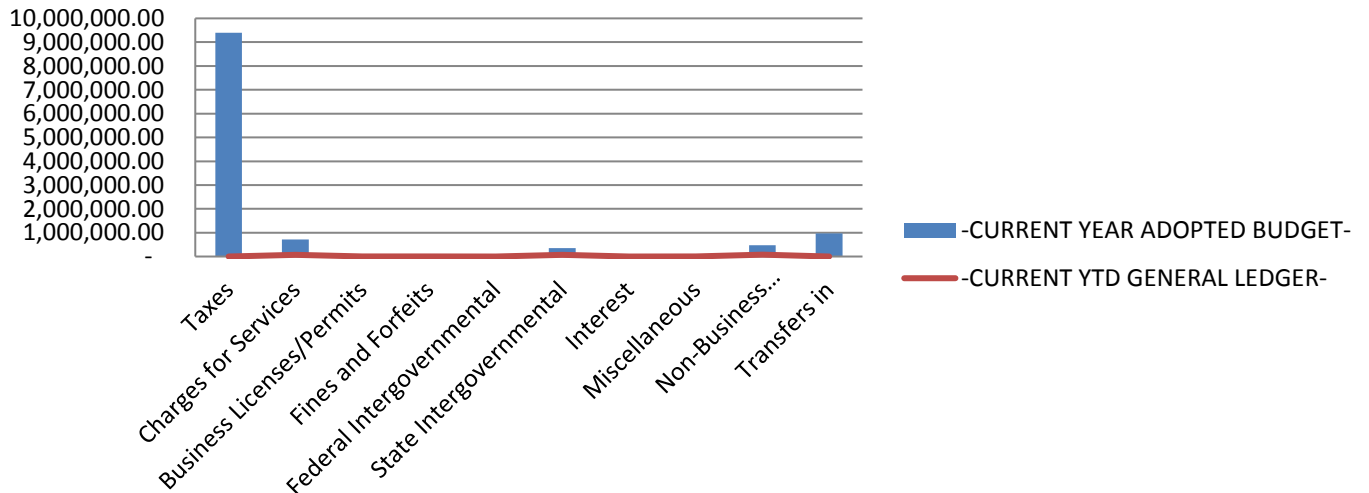
GENERAL FUND EXPENDITURES - BY DEPARTMENT



GENERAL FUND EXPENDITURES - BY CATEGORY



GENERAL FUND REVENUES



This report reflects year to date revenue and expenditures as compared to annual budget. It does not reflect fund balance.

PREPARED BY: FINANCE DEPARTMENT