

**CITY OF RAMSEY  
FINANCIAL STATEMENT**



JANUARY 1, 2018 THROUGH PERIOD ENDING: March 31, 2018

GENERAL FUND EXPENDITURES - BY DEPARTMENT -		
Dept	-CURRENT YEAR ADOPTED BUDGET-	CURRENT YTD GENERAL LEDGER
Admin	2,077,782.00	444,767.95
Com Dev	928,529.00	200,381.02
Contingency	176,455.00	-
Council	151,651.00	46,821.85
Finance	492,154.00	119,842.95
Fire	1,005,890.00	166,117.54
Legal	128,400.00	16,350.90
Police	3,517,438.00	820,069.10
Public Works	3,644,985.00	687,718.31
<b>Grand Total</b>	<b>12,123,284.00</b>	<b>2,502,069.62</b>

GENERAL FUND EXPENDITURES - BY CATEGORY -		
Category	-CURRENT YEAR ADOPTED BUDGET-	-CURRENT YTD GENERAL LEDGER-
Capital Outlay	710,510.00	68,009.04
Debt Service	119,455.00	-
Other Services & Charges	2,716,162.00	347,732.72
Personal Services	7,728,382.00	1,893,585.01
Supplies	848,775.00	192,742.85
<b>Grand Total</b>	<b>12,123,284.00</b>	<b>2,502,069.62</b>

GENERAL FUND REVENUES - BY CATEGORY -		
Category	-CURRENT YEAR ADOPTED BUDGET-	-CURRENT YTD GENERAL LEDGER-
Taxes	9,400,242.00	49,425.67
Charges for Services	710,244.00	118,664.63
Business Licenses/Permits	33,750.00	4,858.40
Fines and Forfeits	68,700.00	6,946.35
Federal Intergovernmental	8,000.00	-
State Intergovernmental	351,750.00	72,500.00
Interest	70,000.00	-
Miscellaneous	31,000.00	7,453.45
Non-Business Licenses/Permits	479,000.00	128,515.00
Transfers in	970,598.00	-
<b>Grand Total</b>	<b>12,123,284.00</b>	<b>388,363.50</b>

This report reflects year to date revenue and expenditures as compared to annual budget.  
It does not reflect fund balance.

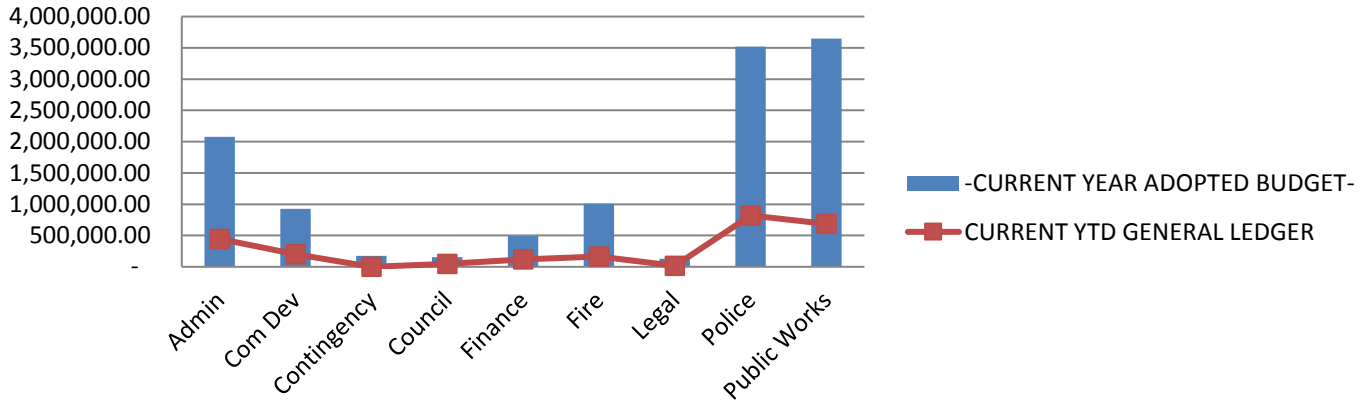
PREPARED BY: FINANCE DEPARTMENT

# CITY OF RAMSEY FINANCIAL STATEMENT

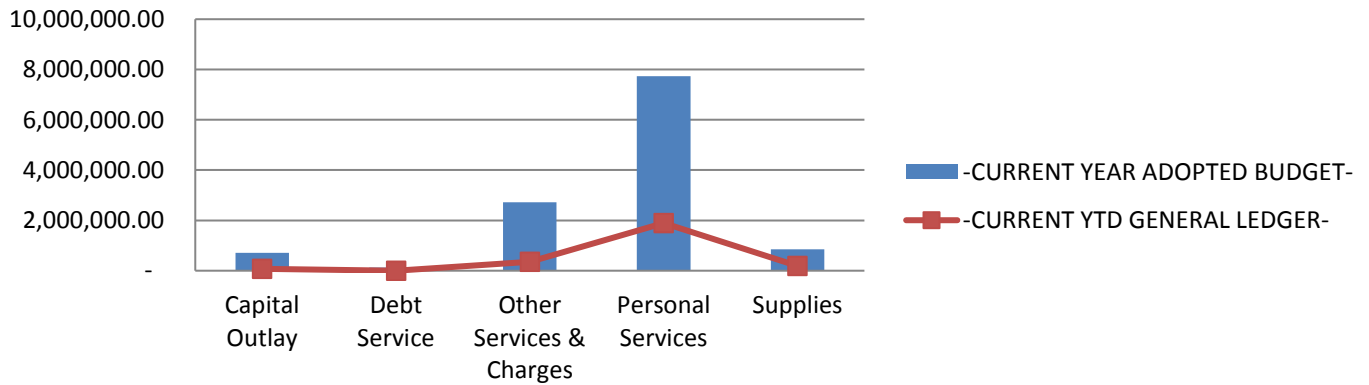


JANUARY 1, 2018 THROUGH PERIOD ENDING: March 31, 2018

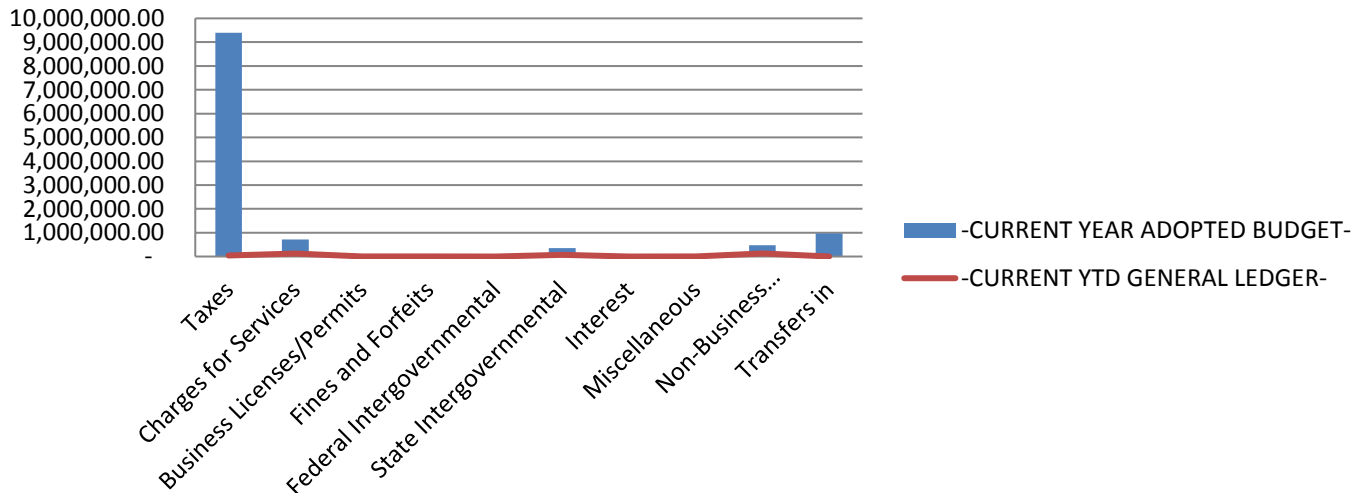
## GENERAL FUND EXPENDITURES - BY DEPARTMENT



## GENERAL FUND EXPENDITURES - BY CATEGORY



## GENERAL FUND REVENUES



This report reflects year to date revenue and expenditures as compared to annual budget.  
It does not reflect fund balance.

PREPARED BY: FINANCE DEPARTMENT