

**CITY OF RAMSEY
FINANCIAL STATEMENT**



JANUARY 1, 2018 THROUGH PERIOD ENDING: April 30, 2018

GENERAL FUND EXPENDITURES - BY DEPARTMENT -		
Dept	-CURRENT YEAR ADOPTED BUDGET-	CURRENT YTD GENERAL LEDGER
Admin	2,077,782.00	628,915.99
Com Dev	928,529.00	308,480.55
Contingency	176,455.00	-
Council	151,651.00	51,898.03
Finance	492,154.00	156,908.99
Fire	1,005,890.00	251,103.29
Legal	128,400.00	24,410.76
Police	3,517,438.00	1,074,528.58
Public Works	3,644,985.00	870,850.97
Grand Total	12,123,284.00	3,367,097.16


GENERAL FUND EXPENDITURES - BY CATEGORY -		
Category	-CURRENT YEAR ADOPTED BUDGET-	-CURRENT YTD GENERAL LEDGER-
Capital Outlay	710,510.00	105,288.53
Debt Service	119,455.00	-
Other Services & Charges	2,716,162.00	526,162.78
Personal Services	7,728,382.00	2,490,416.00
Supplies	848,775.00	245,229.85
Grand Total	12,123,284.00	3,367,097.16

GENERAL FUND REVENUES - BY CATEGORY -		
Category	-CURRENT YEAR ADOPTED BUDGET-	-CURRENT YTD GENERAL LEDGER-
Taxes	9,400,242.00	49,425.67
Charges for Services	710,244.00	166,308.53
Business Licenses/Permits	33,750.00	3,502.76
Fines and Forfeits	68,700.00	12,302.46
Federal Intergovernmental	8,000.00	-
State Intergovernmental	351,750.00	72,500.00
Interest	70,000.00	-
Miscellaneous	31,000.00	9,634.37
Non-Business Licenses/Permits	479,000.00	196,629.21
Transfers in	970,598.00	-
Grand Total	12,123,284.00	510,303.00

This report reflects year to date revenue and expenditures as compared to annual budget.
It does not reflect fund balance.

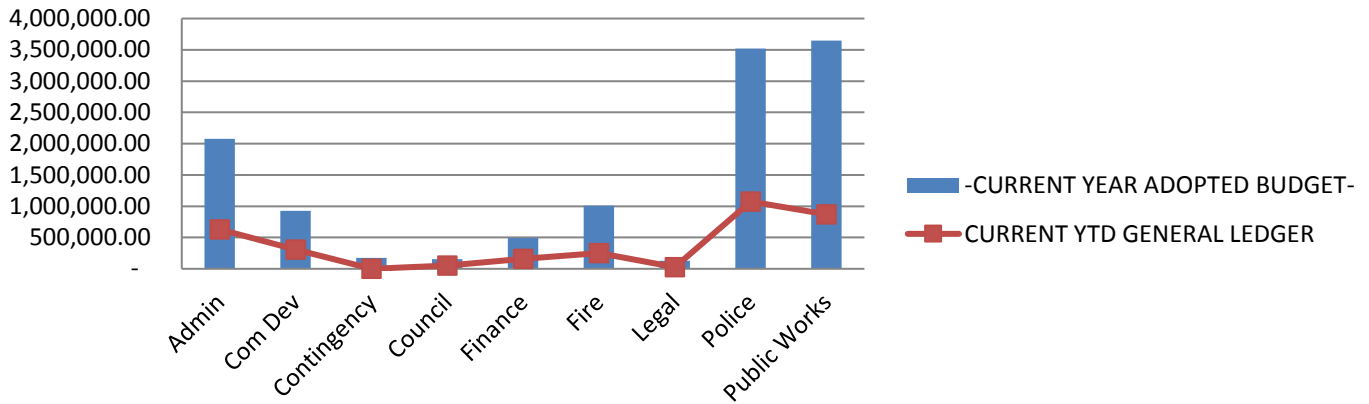
PREPARED BY: FINANCE DEPARTMENT

CITY OF RAMSEY FINANCIAL STATEMENT

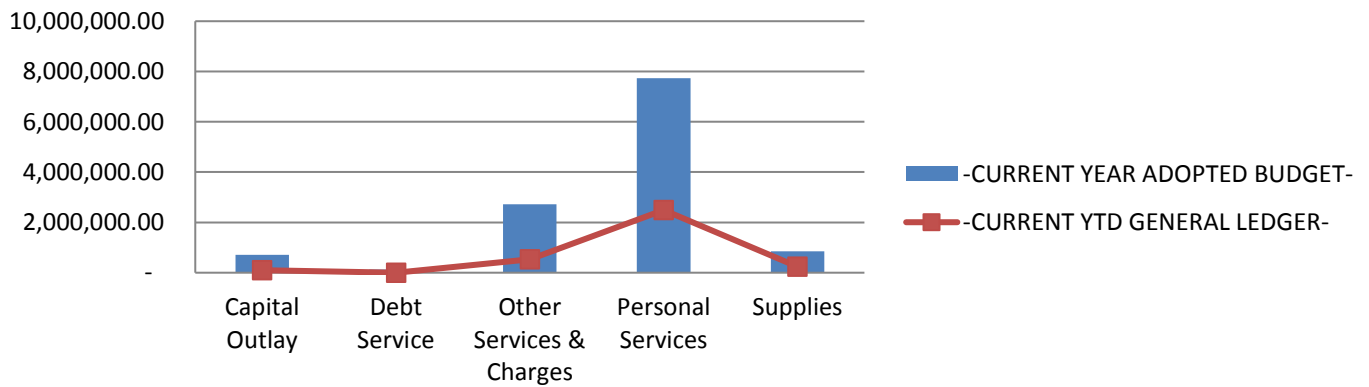


JANUARY 1, 2018 THROUGH PERIOD ENDING: April 30, 2018

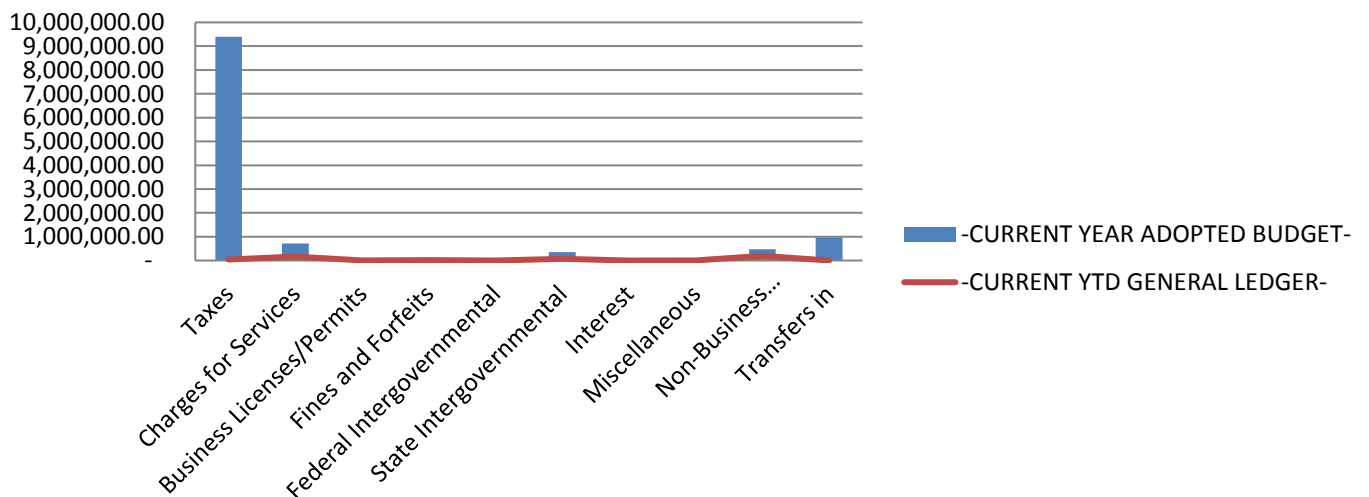
GENERAL FUND EXPENDITURES - BY DEPARTMENT



GENERAL FUND EXPENDITURES - BY CATEGORY



GENERAL FUND REVENUES



This report reflects year to date revenue and expenditures as compared to annual budget. It does not reflect fund balance.

PREPARED BY: FINANCE DEPARTMENT