


**CITY OF RAMSEY
FINANCIAL STATEMENT**



JANUARY 1, 2018 THROUGH PERIOD ENDING: August 31, 2018

**GENERAL FUND EXPENDITURES
- BY DEPARTMENT -**

Dept	-CURRENT YEAR ADOPTED BUDGET-	CURRENT YTD GENERAL LEDGER
Admin	2,077,782.00	1,267,730.72
Com Dev	928,529.00	652,277.79
Contingency	176,455.00	61,853.00
Council	151,651.00	91,249.44
Finance	492,154.00	461,957.50
Fire	1,005,890.00	688,376.14
Legal	128,400.00	65,044.54
Police	3,517,438.00	2,269,891.97
Public Works	3,644,985.00	2,487,448.44
Grand Total	12,123,284.00	8,045,829.54

**GENERAL FUND EXPENDITURES
- BY CATEGORY -**

Category	-CURRENT YEAR ADOPTED BUDGET-	-CURRENT YTD GENERAL LEDGER-
Capital Outlay	710,510.00	537,711.55
Debt Service	119,455.00	61,853.00
Other Services & Charges	2,716,162.00	1,780,488.91
Personal Services	7,728,382.00	5,175,389.40
Supplies	848,775.00	490,386.68
Grand Total	12,123,284.00	8,045,829.54

**GENERAL FUND REVENUES
- BY CATEGORY -**

Category	-CURRENT YEAR ADOPTED BUDGET-	-CURRENT YTD GENERAL LEDGER-
Taxes	9,400,242.00	5,039,576.63
Charges for Services	710,244.00	553,198.67
Business Licenses/Permits	33,750.00	61,540.74
Fines and Forfeits	68,700.00	28,001.06
Federal Intergovernmental	8,000.00	-
State Intergovernmental	351,750.00	173,813.49
Interest	70,000.00	-
Miscellaneous	31,000.00	11,542.02
Non-Business Licenses/Permits	479,000.00	685,302.16
Transfers in	970,598.00	237,500.00
Grand Total	12,123,284.00	6,790,474.77

This report reflects year to date revenue and expenditures as compared to annual budget.
It does not reflect fund balance.

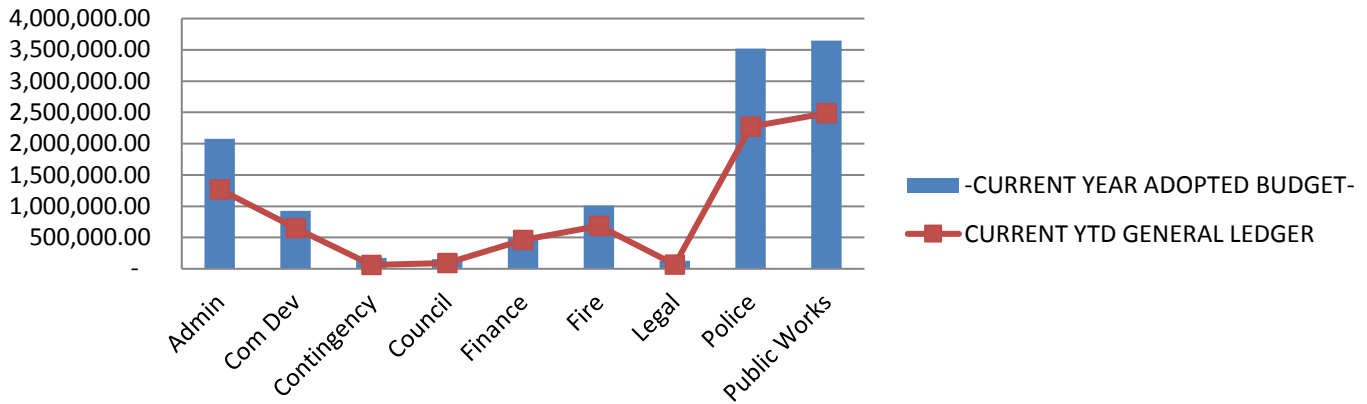
PREPARED BY: FINANCE DEPARTMENT

CITY OF RAMSEY FINANCIAL STATEMENT

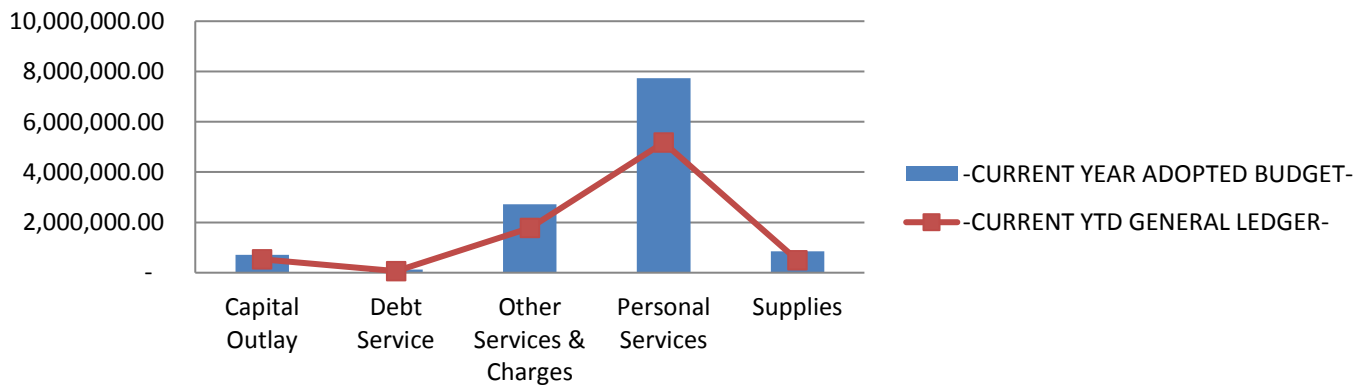


JANUARY 1, 2018 THROUGH PERIOD ENDING: August 31, 2018

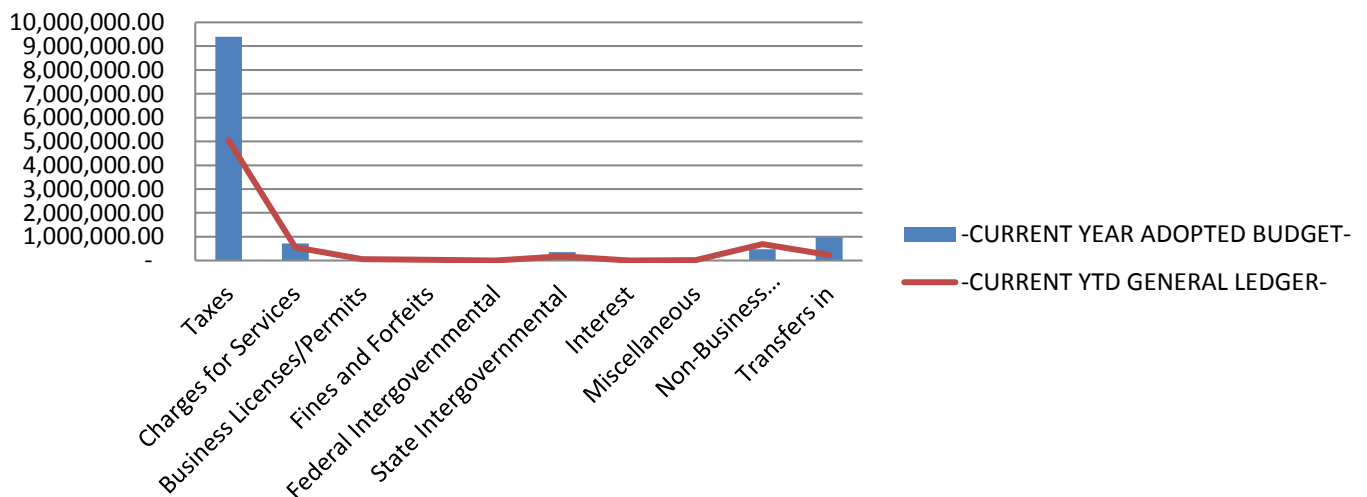
GENERAL FUND EXPENDITURES - BY DEPARTMENT



GENERAL FUND EXPENDITURES - BY CATEGORY



GENERAL FUND REVENUES



This report reflects year to date revenue and expenditures as compared to annual budget.
It does not reflect fund balance.

PREPARED BY: FINANCE DEPARTMENT