

City of Ramsey
Agenda
Park and Recreation Commission
Thursday, November 8, 2018
6:30 pm
Council Chambers, 7550 Sunwood Drive NW

- 1. Call to Order**
- 2. Citizen Input**
- 3. Approve Agenda**
- 4. Approve Minutes**
 1. Approve Park and Recreation Commission Meeting Minutes
- 5. Commission Business**
 1. Recommend Proposed 2019 Facility Use Policy and Rental Rates
 2. Recommend Cash Contribution Rates for Park Dedication and Trail Fees for 2019.
 3. Consider the 2019 – 2028 Parks Five-Year Capital Improvement Plan
 4. Consider the Issuance of an RFP for Ford Brook Park’s Renovation
- 6. Commission/Staff Input**
- 7. Adjournment**

Park and Recreation Commission

4. 1.

Meeting Date: 11/08/2018

Submitted For: Mark Riverblood, Engineering/Public Works

By: MaryJo Warner, Engineering/Public Works

Information

Title:

Approve Park and Recreation Commission Meeting Minutes

Purpose/Background:

To review the attached Park and Recreation Commission meeting minutes dated October 11, 2018.

Notification:

Observations/Alternatives:

Funding Source:

n/a

Recommendation:

Action:

Motion to approve the Park and Recreation Commission meeting minutes dated October 11, 2018.

Attachments

Minutes

Form Review

Inbox

Grant Riemer

Form Started By: MaryJo Warner

Final Approval Date: 10/31/2018

Reviewed By

Grant Riemer

Date

10/31/2018 10:31 AM

Started On: 10/30/2018 03:05 PM

**PARK AND RECREATION COMMISSION
CITY OF RAMSEY
ANOKA COUNTY
STATE OF MINNESOTA**

The Ramsey Park and Recreation Commission conducted a regular meeting on October 11, 2018, at Ramsey City Council Chambers, 7550 Sunwood Drive NW.

Commission Members Present: Vice Chair Brandon Sis
 Commissioner Russell Bayer
 Commissioner Jennifer Leistico
 Commissioner Jon Trappen

Commission Members Absent: Chair Shane Bennett

Also Present: Parks & Assistant Public Works Superintendent Mark Riverblood

1. CALL TO ORDER

Vice Chair Sis called the Park and Recreation Commission meeting to order at 6:30 p.m.

2. CITIZEN INPUT

Bruce Anderson, 14892 Bison Street, NW, asked about the status of the splash pad and the parks along The Waterfront. He indicated he would like work to be done as soon as possible, especially on the splash pad, before the senior building is completed.

Parks & Assistant Public Works Superintendent Riverblood provided an update on Municipal Plaza and The Waterfront, noting that the Commission spent over two hours on this very issue at the August meeting. The outcome was to recommend to the Council the next level of plans. That particular analysis had cost estimates with it. He would agree with Mr. Anderson that elements of the parks should begin soon. The City is in conversation with the developer of the 154-unit development. The goal is to move forward with basic park improvements. There will be some phasing with Municipal Plaza and The Waterfront. Parking will also be an important concern. It will be important to apprise the Planning Commission on what the Park and Rec Commission has been working on this past year.

Mr. Anderson responded that all the City Commissions need to get down together and talk about these big projects in the City. There is not much information coming out to the residents. He questioned whether residents even know about park priorities and schedules.

3. APPROVE AGENDA

Motion by Commissioner Leistico, seconded by Commissioner Trappen, to approve the Park and Recreation Commission meeting agenda as presented.

Motion carried. Voting Yes: Vice Chair Sis; Commissioners Leistico, Trappen, Bayer. Voting No: None. Absent: Chair Bennett.

4. APPROVE MINUTES

4.01: Approve Park and Recreation Commission Meeting Minutes

Motion by Commissioner Trappen, seconded by Commissioner Leistico, to approve the following Park and Recreation Commission Regular Meeting Minutes, as presented:

1) Park and Recreation Commission Regular Meeting Minutes dated September 13, 2018.

Motion carried. Voting Yes: Vice Chair Sis; Commissioners Trappen, Leistico, Bayer. Voting No: None. Absent: Chair Bennett.

5. COMMISSION BUSINESS

5.01: Recommend an Analysis and Finding on Community Center Options

Parks & Assistant Public Works Superintendent Riverblood provided an overview of the discussion regarding a possible future community center. What must be investigated further, is whether there is support for a centralized location or decentralized locations, for a public/private partnership, programming models, and many other variables. He would like the Commission to recommend that the Council consider these questions, and take a year if necessary, to endeavor on a strategic approach to define the questions/options/alternatives for the community. He would like staff to develop an executive summary that is easy for residents to read. He also noted that it tends to be easy to support the concept of a community center, but the public needs to realize how expensive they are to operate. He concluded by saying that the Boards and Commissions are comprised of residents, and they represent a significant way that residents are getting involved with this process.

Vice Chair Sis asked whether there has been consideration in City budgeting for a community center.

Parks & Assistant Public Works Superintendent Riverblood responded the community center has been discussed by residents and policymakers for many years. What happens is that it goes in the CIP and it is shown as a possible price tag of \$8-12 million, and during the discussion of the CIP, and it is realized there is no budget for it. Subsequently, it is decided that items without a budget should not be in the CIP. Then the community center is removed, but then the discussion comes back around again. Thus, the goal is to have better financial figures and better describe the actual project. Whatever outcomes results from the analysis will be very good information.

John LeTourneau, Acting Mayor for City of Ramsey, stated this is an election season. As enjoyable as it is to be out in the community talking with residents, he hears frequently the need for a Community Center. The prospect of bringing a community center forward for more analysis is a great idea. It looks like this community is now ready to have this conversation. He will support this discussion that needs to happen as to whether this is the right time and what it might look like.

Motion by Commissioner Trappen, seconded by Commissioner Bayer, to recommend to the City Council that additional analysis be performed on the significant investigation and reports resulting from the Resilient Communities Project with the University of Minnesota on the potential of a Community Center in Ramsey

Motion carried. Voting Yes: Vice Chair Sis; Commissioners Trappen, Bayer, Leistico. Voting No: None. Absent: Chair Bennett.

5.02: Consider a Plan to Incent Voluntary Trail Easement Acquisition

Parks & Assistant Public Works Superintendent Riverblood introduced a discussion of opportunities to fill gaps in the Circle of Ramsey Greenway, by inviting landowners to consider voluntarily conveying trail easements within the cattail wetland west of Variolite Street. It is important to stress, that this would be an entirely voluntary easement dedication, and landowners would be compensated for the easement area within the wetland. Staff could begin the process by hosting an open house with landowners who may be interested. Gifting land to an organization may be a tax-deductible contribution; that is one possibility.

Vice Chair Sis suggested this is a great way to complete the Circle of Ramsey.

Parks & Assistant Public Works Superintendent Riverblood discussed various possible configurations of an easement, specifically how it might work out with a stream crossing. He noted that other than the publishing of this case, the next step is for Council approval. Everyone needs to understand this is a voluntary opportunity.

Commissioner Leistico asked whether the City has handled other acquisitions this way.

Parks & Assistant Public Works Superintendent Riverblood responded in 2004, a \$2 million award was granted from the Legislative Commission on Minnesota Resources to purchase voluntary conservation and trail easements along Trott Brook. As it turned out, the award was reduced to \$500,000. Those funds were invested along Trott Brook in voluntary trail easement acquisitions.

Vice Chair Sis asked if there has been any pushback.

Parks & Assistant Public Works Superintendent Riverblood responded he is not aware of any concerns or problems.

Motion by Commissioner Bayer, seconded by Commissioner Leistico, to forward the concept to incent voluntary trail easement acquisitions to City Council for further discussion and potential approval.

Motion carried. Voting Yes: Vice Chair Sis; Commissioners Bayer, Leistico, Trappen. Voting No: None. Absent: Chair Bennett.

6. COMMISSION/STAFF INPUT

Parks & Assistant Public Works Superintendent Riverblood provided an update on the City website, which includes many free or low-cost activities such as yoga classes, art classes, and meditation classes. The meditation class benefits an interesting cross-section of the community. Some folks are in meditation as recommended by their health care professionals, and a lot of veterans with PTSD are involved. The instructor donates his time to conduct these classes, because meditation helped him with some recovery. There has been some discussion about these classes, so he wanted to clarify.

7. ADJOURNMENT

Motion by Commissioner Leistico, seconded by Commissioner Trappen, to adjourn the meeting.

Motion carried. Voting Yes: Vice Chair Sis; Commissioners Leistico, Trappen, Bayer. Voting No: None. Absent: Chair Bennett.

The Park and Recreation Commission meeting adjourned at 7:06 p.m.

Respectfully submitted,

Mark Riverblood
Parks & Assistant Public Works Superintendent

Drafted by Allison Burr
TimeSaver off Site Secretarial, Inc.

Meeting Date: 11/08/2018

Submitted For: Mark Riverblood, Engineering/Public Works

By: MaryJo Warner, Engineering/Public Works

Information

Title:

Recommend Proposed 2019 Facility Use Policy and Rental Rates

Purpose/Background:

Every year staff reviews the City’s rates and fees schedule, as well as the Facility Use Policy, and recommends adjustments accordingly.

The following are two examples that illustrate the need to update the fees or policy:

The city has been experiencing a high demand for facility reservations from groups that claim a non-profit status (501c3). Many of these requests are coming from organizations that are located outside of City limits, that are taking advantage of the *intent* of the non-profit status, and in doing so, reducing the facility's availability to Ramsey residents. (Minnesota has 35,361 records of 501c3 groups, which illustrates the potential of not limiting non-resident, non-profit users.)

Another issue necessitating an update is the five dollar minimum maintenance fee. Maintenance staff are also witnessing that the \$5 minimum maintenance fee charged to non-profits for the free use of facilities is covering neither the time or actual cost for the removal of the garbage/cleanup. With the growing popularity of all of the City facilities, staff is proposing to clarify the policy for eligible users—non-profit organizations as well as local youth groups and registered Ramsey 501c3 groups (those non-profits that provide significant service to and for the City in the current year), and to increase the maintenance fee from \$5 to \$10.

Notification:

Observations/Alternatives:

Overview of Changes to Fee Schedule for City Hall Facilities:

~ Eliminate the *For-Profit* column for Ramsey Business and Non-Ramsey business and categorize this group in with the General Public resident/non-resident status. This would result in a lower fee for a Ramsey Business for City Hall facilities. Please note the general public resident fee is increased \$20 but the general public non-resident fee is decreased in order to keep an appropriate fee gap relationship between the two.

~ Instead of charging two separate fees for the Alexander Ramsey Room and Lake Itasca Room (similar sized rooms) staff is proposing to charge the same fee rate for both rooms since they are comparable in amenities (AV, kitchenette).

~ The *Additional Fees* category for after-hours/weekend hourly rate increased from \$61 to \$65.

~ The *Business Networking* Fee rate increased by \$5.

~ The *Homeowners Association Group* will be in its own category instead of General Public and will stay at the current 2018 fee rate so it does not impose an increase for this group with the exception of Lake Itasca room, with a \$20 increase due to the Alexander Ramsey room and Lake Itasca room changing to same fee rate.

Overview of Changes to Park Facility Fee Schedule:

~ The fee schedule for the *General Public* is set at any hourly rental rate based on the general public requesting varying blocks of rental time. The fee may have changed slightly from the 2018 rate because it was broken down to the hourly rate and rounded up or down to the nearest dollar.

~ The *Youth/Non Profit* will increase from \$5 to \$10, (representing the proposed minimum maintenance fee increase, discussed above).

~ The *Business Networking* would stay at the same rate with the exception of Elmcrest Park building (Meeting room, Concessions, Pavilion) increasing from \$20 to \$30.

~ The *Homeowners Association* rates will be offered as the resident rate.

Funding Source:

There is no funding required per se, in some cases facility revenue is increased slightly, and in other instances, user fees may be less.

Recommendation:

Staff recommends amending the Facility Use Policy and the rental rates structure as indicated within the attachments and discussed.

Action:

Based upon discussion, motion to recommend to City Council amending the Facility Use Policy and the rental rates structure as indicated within the attachments, effective January 1st 2019.

Attachments

Facility Policy

Fee Schedule

Form Review

Inbox

Grant Riemer

Form Started By: MaryJo Warner

Final Approval Date: 11/01/2018

Reviewed By

MaryJo Warner

Date

11/01/2018 02:02 PM

Started On: 10/29/2018 10:08 AM



CITY OF RAMSEY FACILITY USE & RENTAL POLICY

- A. **BACKGROUND:** The Ramsey Municipal Center, located at 7550 Sunwood Drive NW in Ramsey, houses the administrative and police functions of the City of Ramsey. The Municipal Center also serves as a location for various public meetings of the City Council, Committees, Boards and Commissions. Visit the City’s website at www.cityoframsey.com or call 763-427-1410 for current meeting schedules.

The Ramsey Municipal Center contains five (5) conference rooms available for use by the public or outside organizations. Additionally, the City of Ramsey has multiple park facilities available for rent including an amphitheater, picnic shelters/pavilions, warming houses, concession stands and two buildings.

- B. **PURPOSE:** The purpose of this policy is to establish written rules, regulations, definitions and a fee schedule that shall guide the use and rental of available Municipal Center conference rooms and park facilities within the City of Ramsey. The City of Ramsey makes its facilities available for public rental to encourage community engagement and establishes rates that reflect prioritization of Ramsey businesses, organizations and residents.

- C. **AVAILABLE FACILITIES:** The following facilities may be available for public use in the City of Ramsey:

1) Ramsey Municipal Center - 7550 Sunwood Drive NW

Alexander Ramsey Room**	Capacity 100
-------------------------	--------------

***Please note that the Alexander Ramsey Room also serves as the City’s official Emergency Operations Center (EOC). In the case that the EOC is in operation, outside use of the room will not be available.*

Lake Itasca Room	Capacity 40
Mississippi River Room	Capacity 22
Rum River Room	Capacity 10
Trott Brook Room	Capacity 10

Please note that capacity for these rooms is listed as available seating.

2) Central Park - 7925 161st Avenue NW

Park Center Building**	Capacity 74
------------------------	-------------

***Please note that the Park Center building does not have a dedicated phone line within the facility.*

Park Center Pavilion	
Lions Pavilion	
Concessions	
Ice Rink Warming House	Capacity 30

3) The Draw - 7401 East Ramsey Parkway

The Draw Amphitheater**	Capacity 350+
-------------------------	---------------

Please note that the amphitheater has a three (3) hour rental minimum. Events that are put on for the enjoyment of all Ramsey residents, such as The City of Ramsey Foundation’s Summer Event Series, will take precedence over private events. **The Amphitheater will generally not be reserved for events or amplified music after 7 PM Sunday through Thursday, when K-12 schools are in session.

- 4) **Elmcrest Park Community Building** - 16303 Quicksilver Street NW
 Meeting Room Capacity 52
 Elmcrest Pavilion Capacity 100
 Concessions

- 5) **Ramsey Elementary Ice Rink Warming House** - 15000 Nowthen Boulevard NW
 Ice Rink Warming House Capacity 30

D. HOURS AND DAYS OF USE:

- 1) **Ramsey Municipal Center Hours:** The Ramsey Municipal Center is available for use by the public
 Monday - Thursday: 7:00 a.m. - ~~9:30~~ 9:00 p.m.
 Friday: 7:00 a.m. - 4:30 p.m.

Conference rooms are not available when the Municipal Center is closed in observance of the following holidays:

New Year's Day, Martin Luther King, Jr., President's Day, Memorial Day, Independence Day, Labor Day, Veteran's Day, Thanksgiving Day, (and the day after Thanksgiving Day), Christmas Eve and Christmas Day.

An hourly fee will be charged to groups using the facility after hours and weekends or beyond the allotted times listed above. After hour and weekend use will be approved at the discretion of the Building Maintenance Supervisor, and must be approved in advance of fourteen (14) days prior to event. For more information, please contact the Building Maintenance Supervisor at 763-433-9815.

- 2) **Ramsey Park Facilities:** The City of Ramsey parks may be reserved during the following times:
 Monday - Sunday: 7:00 a.m. - 10:00 p.m.

E. ELIGIBLE USERS: Eligible users are broken down into four (4) groups: non-profit/youth organizations, ~~for-profit organizations~~, business networking groups, homeowners association and general public.

- 1) **Non-profit organizations/Youth Organization:** Recognizes Ramsey 501c3 groups or non group that provides significant service to and for the City in the current year. These are charitable, governmental, or tax-exempt organizations that are formed for the purpose of fulfilling a mission to improve the common good of society rather than to acquire and distribute profits. Examples of non-profit and governmental organizations include (but are not limited to): youth organizations, 4-H, Lions Clubs, Rotary Clubs, Beyond the Yellow Ribbon, religious institutions, government institutions, educational institutions, senior citizen clubs, etc. Proof of local non-profit status is required.

Free community seminars on products or services that a business sells shall not constitute non-profit status for renting rooms in the Ramsey Municipal Center: for example, free insurance educational training from an insurance firm. These types of businesses shall be considered for-profit.

~~Home owners associations (HOA) are considered general public resident. They are not considered a non-profit organization.~~

- ~~2) **For-profit organizations:** These organizations include attaining a profit as part of their mission. Ramsey businesses shall receive lower room rates than non-Ramsey businesses. Said businesses must have completed their Business Registration Certificate (BRC) with the City of Ramsey for the current year to be eligible. All businesses shall be registered with the Minnesota State Department.~~

~~For-profit organizations can have a non-profit meeting; and therefore would not have to pay for profit fees. Examples of these meetings include a for-profit organization sponsoring a blood drive, a food donation event, cancer fundraiser, etc.~~

- 2) Business networking groups:** These groups hold meetings with the intent of developing and attaining business leads to increase their market presence. The business applying for a room must be a Ramsey business. Said businesses must have completed their Business Registration Certificate (BRC) with the City of Ramsey for the current year to be eligible. All businesses shall be registered with the Minnesota State Department.

At least half of all participating businesses must be Ramsey businesses. A minimum of four (4) businesses must be present to constitute a business networking meeting.

- 3) Homeowners Associations located within the City of Ramsey limits are offered a reduced rate from the general public status for City Hall facilities and residential rate for park facilities.**
- 4) General public:** This includes anyone who does not fall under the non-profit/youth organization, for-profit homeowners association and business networking groups. ~~Home owners associations (HOA) are considered general public resident.~~

In cases where it is not clear whether a group or organization merits a certain status, the City of Ramsey personnel shall make a determination. Proof of local non-profit status, business registration, driver's license and/or additional information may be requested to assist in this determination.

~~For-profit organizations~~ The general public are also classified by resident and non-resident users.

a.) Resident/Ramsey Business:

- Valid I.D. such as a driver license or other proof of residency.
- A civic group, organization, business, industry or school with its physical facilities located within the City limits.
- A representative of a youth organization, community school, or church wherein at least fifty (50) percent of the participants are Ramsey residents or which have provided significant benefit and service to and for the City.

b.) Non-Resident/~~Non-Ramsey Business:~~ Any person, civic group, organization, business, industry, church or school not residing or having physical facilities located within the City limits of Ramsey.

The physical sale or transaction of goods or services is not allowed within the Municipal Center for any user.

- F. **PRIORITY OF USE:** The need to conduct City business takes precedence over any reservation, ~~paid or unpaid.~~ Paid reservations will be rescheduled, if possible, or refunded if City business replaces the said reservation. All remaining reservations will be accepted on a first come first serve basis upon receiving a completed application **and payment.**
- G. **APPLICATION:** Applications ~~for non-profit organizations, for-profit organizations, general public and business networking groups~~ must be filled out and submitted a minimum of fourteen (14) days prior to the proposed date of rental **and can be submitted on-line or in person secured with payment.** “Park Facility Use Permit” applications and “Municipal Center Facility Use Permit” applications can be found on the City’s website. **Please allow up to 3 business days for approval of park facility reservation requests. In the event your date is not available, an alternate date or location will be offered. This also applies to any discrepancy in a reservation.**

For park facilities, reservations for the current year **generally will** begin the first **business** working day in January of that year **at 12:01 am, this does not include the New Year’s Day holiday.** ~~with the exception of~~ **Annual lease agreements are the only exception to 1 year in advance reservation requests. For reservations in January or February contact the parks department directly.**

Governmental functions normally are scheduled at a minimum of three (3) days in advance. However, this requirement may be waived if the need is significant or an emergency exists. Governmental functions may supersede any other use with or without reservations if 1) three (3) days' notice is given; or 2) there is no other practical alternative. An attempt should be made, as practicable, to find other alternatives and give three (3) days' notice whenever possible.

The permit to utilize a room within the Municipal Center and park facilities is valid only for the date, time and person specified in an approved application. **Groups may not occupy a room longer than their reserved time frame.**

H. **FEES AND DEPOSITS:**

- 1) **Rental Fees:** In order to meet the coordination, facilitation and maintenance costs which result from continued use of these facilities, the below fee schedule has been developed. ~~Rental fees must be paid fourteen (14) days prior to the scheduled reservation date~~ **at the time of reservation.**

Maintenance fees on annual lease agreements must be paid at the beginning of the lease calendar; any unused reservations may be substituted for a rescheduled night and will not be refunded.

The City Administrator reserves the right to waive rental fees for distinct situations at his/her discretion.

2019 PROPOSED

2019 RAMSEY MUNICIPAL CENTER CONFERENCE ROOM RENTAL RATES (dollars)					
	Youth Organization/ 501c3 Group	Business Networking Groups	Homeowners Association	General Public	
				Resident	Non- Resident
STANDARD ROOM FEES					
Alexander Ramsey Room	10	30	60	80	120
Lake Itasca Room	10	30	60	80	120
Trott Brook, Rum River, Miss. River Room	10	20	20	40	80
ADDITIONAL FEES					
After Hours/Weekend Hourly Rate	65	65	65	65	65
Coffee Service (per pot)	5	5	5	5	5
Damage Deposit (every user, every room)	100	100	100	100	100
<i>Additional Fees may apply for Special Events</i>					
2019 RAMSEY PARK FACILITIES RENTAL RATES (dollars)					
	Youth Organization/ 501c3 Groups	Business Networking Groups	Homeowners Association	General Public	
				Resident/ Non-Resident	Non- Resident
CENTRAL PARK FEES					
Park Center Building	10	20	95	24 hr.	31 hr.
Lions Pavilion	10	20	35	9 hr.	14 hr.
Concessions (requires rental of Pavilion)	10	20	55	14 hr.	19 hr.
Warming House	10	20	85	21 hr.	24 hr.
ELMCREST COMMUNITY PARK BUILDING FEES					
Meeting Room	10	20	75	19 hr.	25 hr.
Meeting Room + Concessions	20	20	95	24 hr.	29 hr.
Pavilion	10	20	55	14 hr.	19 hr.
Room + Concessions + Pavilion	30	30	125	31 hr.	39 hr.
THE DRAW PARK FEES					
Amphitheater (3 hr. minimum rental)	10	20	50	50 hr.	75 hr.
RAMSEY ELEMENTARY WARMING HOUSE FEES					
Ramsey Elementary Warming House	10	20	85	21 hr.	24 hr.
ADDITIONAL FEES					
Picnic Table Moving (per table)	65	65	65	65	65
Key Deposit	55	55	55	55	55
Damage Deposit	100	100	100	100	100

These rates will be based on a resident versus non-resident basis and dependent upon the capacity of the room. In an effort to encourage community engagement, rates reflect prioritization of local businesses, organizations and residents. Rates will be reviewed and adjusted periodically by Council resolution.

2) Additional Fees:

a) **After-hour/weekend hourly rate:** (For Municipal Center rooms only)
Regular hours are Monday - Thursday: 7:00 a.m. - 9:30 ~~9:00~~ p.m. and Friday: 7:00 a.m. - 4:30 p.m. **If a group's reservation extends past regular hours, they will be charged the after-hour rate accordingly.**

b) **Coffee Service:** Coffee service is available in the Alexander Ramsey Room and Lake Itasca Room. The fee for use is set annually by City Council resolution. Coffee must be purchased from the City for use in the coffee service.

Outside percolators, coffee pots, or similar equipment may not be brought in for use in the meeting rooms. **No storage of equipment is allowed in the meeting rooms or kitchens by outside groups. (In bold added)**

c) **Picnic Table Moving:** A notice of seven (7) days in advance of the event is required for this service and is subject to adopted fees.

3) Deposit Fees:

a) **Key Deposit:** (For park facilities only)
Keys or access cards may be issued for access to the facilities with a key/card deposit. This deposit will be reviewed and adjusted periodically by Council resolution. Transfer of the key/card to another individual or group is not allowed. Keys cannot be duplicated. Violation of this policy will result in forfeiture of your deposit and revocation of your reservation privilege. All groups (including non-profit groups) are charged for the key deposit.

b) **Damage Deposit:** A refundable damage deposit will be charged to all groups using the facilities. Groups entering into one-year leases or renting a facility for more than one event can roll the damage deposit forward until termination of the lease or the end of the scheduled events. This deposit will be reviewed and adjusted periodically by Council resolution.

It is the responsibility of the group utilizing the facility to set up tables and chairs as desired, clean up the area used, lock all doors, turn off all lights before leaving the facility and set the thermostat to 60° in winter months and 74° in summer months (in the park facilities only). The need for additional cleaning or other maintenance could result in the City's retention of all or a part of the damage deposit.

c) **Return of Key and Damage Deposits:** Deposits are not held. They are deposited and a check from the City is issued at the time of refund. The deposit will be returned upon return of facility key (park facilities only) and satisfactory inspection of the condition of the facility.

To ensure return of the full deposit, please complete the following:

- General clean-up of the facility and wiping down tables is the responsibility of the group. Please be courteous that the facility is in clean condition for the following renter.
- Pick up surrounding area of trash.
- All trash and recycling should be thrown away in the correct bins.
- Remove all banners, tape, balloons and signage used during your reservation.
- Put back chairs and tables as they were when you arrived.
- Ensure that no damage or vandalism occurs at the facilities during your reservation.
- Return key the following business day (park facilities only).

- d) **Additional Park Facility Notes:** To keep park rental costs to a minimum, park staff does not work after hours; therefore, your cooperation may include the need for light pre-cleaning, due to normal public use of park facilities or wildlife impacts, etc. Please note that after-hours staff should be contacted for emergency purposes only.

When scheduling your reservation, please request extra time to allow for your set-up and to check that the facility is in good operating order with adequate tables and chairs available. Test electrical outlets if needed; please be aware that overloading any outlets may trigger a circuit to break. Consider alternatives to weather conditions or power surges. Please no pounding of stakes due to irrigation systems. **Activities such as water balloons are not allowed. Games filled with toys or candy that might become messy may not be allowed, please inform staff for approval. Bounce houses require a Certificate of Liability Insurance naming the City as additional insured for approval.**

- I. **CANCELATION POLICY:** There will be no refunds made due to inclement weather. However, full refunds will be available for cancellations made at least five (5) working days (Monday - Friday) prior to the scheduled event. No refunds will be issued if cancellation is made less than five (5) working days prior to the event.
- J. **SEVERE WEATHER/EMERGENCY PROCEDURE:**
- 1) **Ramsey Municipal Center:** In the event of an emergency and/or severe weather, building maintenance staff has the authority to suspend all activity within the facility and evacuate all individuals to the nearest emergency shelter. The Police Department Locker Rooms shall serve as the Emergency Shelter for the Municipal Center.
- 2) **Ramsey Park Facilities:** In the event of an emergency and/or severe weather, find the nearest emergency shelter.
- K. **CLEAN-UP AFTER USE:** General clean-up of the facility is the responsibility of the applicant. If any item such as confetti **or similar** is thrown in a conference room **or park facility; including playground**, your group is responsible for cleaning up said material. All trash and recycling should be thrown away in the correct bins.

Additionally, if a ~~conference room~~ **facility** is not cleaned up, the cost the City incurs will be assessed to the applicant from their deposit.

L. USE OF FURNITURE AND EQUIPMENT:

- 1) **Furniture:** Chairs and tables **may not** be moved about within the room in which they are located, with the exception of the tables in the Alexander Ramsey Room. Please do not lock the tables in place. **City staff will not perform room set-up duties for outside users of the facility.** All furniture should be used for its intended purpose. If some furniture is in use prior to and during the event, it may not be used at the event (e.g., a table holding a display or appliance may not be used for some other purpose.)
- 2) **Audio Visual Equipment:** ~~A staff member must be present whenever City-owned audio and visual equipment is unlocked. Projection screens are provided in most conference rooms at no cost to the user.~~ Two (2) days' notice must be given prior to event for use of City owned audio and visual equipment. All equipment should be used for its intended purpose.

M. FOOD AND BEVERAGE IN MEETING ROOMS: Food and beverages may only be served and/or consumed in the Park Center Building, Elmcrest Park Community Building, Lake Itasca Room, and the Alexander Ramsey Room. Food may not be consumed in the remaining Municipal Center conference rooms (Mississippi River Room, Rum River Room, Trott Brook Room).

N. CHILDREN: Children need to be supervised at all times by an adult and never left alone outside of conference rooms. Children need to be inside facilities with applicant. In the Municipal Center, noise from within conference rooms should not be heard out in the hallways.

O. ARTS AND CRAFTS: No glue, ~~or~~ hot glue guns, **glitter, permanent markers** are allowed in Municipal Center conference rooms or park facilities.

P. POSTERS: Posters may be hung around the Municipal Center the day of the event for directional purposes. This must be coordinated with the Building Maintenance Supervisor and blue painters tape must be used.

Q. SMOKING: All municipal facilities and City parks are public buildings and are smoke free. Smoking is not permitted in any City facility, or on the Municipal Center Campus or Municipal Parking Facility.

R. PETS AND ANIMALS: No pets or animals are allowed into the Municipal Center or conference rooms. Animals will only be allowed if needed for a health reason. In City of Ramsey parks all dogs shall be restrained at all times on adequate leashes no greater than eight (8) feet in length.

S. STORAGE: The Ramsey Municipal Center and Ramsey park facilities are not to be used for storage of equipment or supplies for organized groups of the general public. Items, equipment and supplies must be removed after each meeting.

- T. ALCOHOL AND CONTROLLED SUBSTANCES: Alcoholic beverages are ~~not~~ allowed in City of Ramsey parks, **by permit only** with exception to The Draw **for City sponsored events**. Except by permit or license, no person shall consume intoxicating liquor or 3.2 percent malt liquor in a public park, on any public street, sidewalk, parking lot or alley, or in any public place other than on the premises of an establishment licensed under Chapter 6 or where the consumption and display of liquor is lawfully permitted. The selling and consumption of alcoholic beverages may be allowed on the premises if a special event permit is obtained and approved by City Council. All glass bottles must be removed from the premises. For more information regarding a special event permit, please contact the Public Works Administrative Assistant at 763-433-9820.
- U. FIREARMS: All firearms need to be pre-approved with a permit before they will be allowed on the premises. For more information please contact the Police Department at 763-427-6812.
- V. USE OF CANDLES: Candles may not be used without the prior approval of the City's Fire Marshal. There is no open flame allowed in ~~the~~ municipal facilities. For more information please contact the Fire Marshal at 763-427-4452
- W. LIABILITY FOR DAMAGE: The users of the facilities as an individual and as a group are liable for any damage to public or private property or injury to any person resulting from the use or presence at the facilities. If damage is found, the group will forfeit the deposit and pay the cost of all damages and repairs needed. A conviction of vandalism can result in a \$1,000 fine and/or ninety (90) days in jail.
- X. SPECIAL EVENT PERMITS: Please note that a special event permit will be required for all events where alcohol is sold or consumed, and/or where there will be amplified music. The application must be submitted a minimum of thirty (30) days prior to the requested event. For more information please contact the Public Works Administrative Assistant at 763-433-9820.

This Facility Use and Rental Policy was adopted by Ramsey City Council on September 27, 1994, amended on May 27, 2003, amended November 14, 2006, amended January 23, 2007, amended May 22, 2007, amended July 27, 2010, amended February 26, 2013, amended August 8, 2016, **amended November 13, 2018.**

**2018 RAMSEY MUNICIPAL CENTER
CONFERENCE ROOM RENTAL RATES (dollars)**

	Youth Organization Non-Profit (501c3)	For-Profit		Business Networking Groups	Homeowners Association	General Public	
		Ramsey Business	Non- Ramsey Business			Resident/ HOA	Non- Resident

STANDARD ROOM FEES

Alexander Ramsey Room	5-10	105 — 135	25 30	60	60 80	135 120
Lake Itasca Room	5 10	65 — 110	20 30	60	40 80	110 120
Trott Brook, Rum River, Miss.	5 10	35 — 80	15 20	20	20 40	80 80

ADDITIONAL FEES

After Hours/Weekend Hourly Rate	61 65	61 — 61	61 65	61 65	61 65	61 65
Coffee Service (per pot)	5	5 — 5	5	5	5	5
Damage Deposit (every user,	100	100 — 100	100	100	100	100

**2018 RAMSEY PARK FACILITIES
RENTAL RATES (dollars)**

	Youth Organization Non-Profit (501c3)	For-Profit		Business Networking Groups	Homeowners Association	General Public	
		Ramsey Business	Non- Ramsey Business			Resident/ HOA	Non- Resident

Park Center Building	5 10	95 — 125	20	95	95 24 hr	125 31 hr
Park Center Pavilion	-	—	20		-	-
Lions Pavilion	5 10	35 — 55	20	35	35 9 hr	55 14 hr
Concessions (requires rental of Pavilion)	5 10	55 — 75	20	55	55 14 hr	75 19 hr
Warming House	5 10	85 — 95	20	85	85 21 hr	95 24 hr

****Rates listed are for up to 4 hours of rental. Each additional hour will be charged at \$20 per hour.**

ELMCREST COMMUNITY PARK BUILDING FEES

Meeting Room	5 10	75 — 95	20	75	75 19hr	95 24hr
Meeting Room + Concessions	5 20	95 — 115	20	95	95 24hr	115 29hr
Pavilion	5 10	55 — 75	20	55	55 14hr	75 19hr
Room + Concessions +Pavilion	5 30	125 — 155	20 30	125	125 31hr	155 39hr

****Rates listed are for up to 4 hours of rental. Each additional hour will be charged at \$20 per hour.**

THE DRAW PARK FEES

Amphitheater (3 hr. min)	10	50 — 75	20	50	50hr	75hr
---------------------------	---------------	-------------------------------	----	----	------	------

RAMSEY ELEMENTARY WARMING HOUSE FEES

Ramsey Elementary Warming House	5 10	85 — 95	20	85	85 21hr	95 24hr
---------------------------------	------------------------	-------------------------------	----	----	---------------------------	---------------------------

ADDITIONAL FEES

Picnic Table Moving (per table)	65	65 — 65	65	65	65	65
Key Deposit	55	55 — 55	55	55	55	55
Damage Deposit	100	100 — 100	100	100	100	100

Meeting Date: 11/08/2018

Submitted For: Mark Riverblood, Engineering/Public Works

By: MaryJo Warner, Engineering/Public Works

Information

Title:

Recommend Cash Contribution Rates for Park Dedication and Trail Fees for 2019.

Purpose/Background:

Note: this case is a part of the annual Adoption of Rates and Charges, and relates specifically to a portion of development fees.

Description of Park Dedication and Trail Fees

Any time new development occurs within the city of Ramsey, the subdivision of land is evaluated for parks and trail needs. If park land is not needed, the City of Ramsey will accept cash in lieu of physical Park Dedication. The cash payment is then used for current/future park development. The same evaluation of the physical need versus a cash equivalent is true for both Park Dedication (land or cash) and Trail Fees (trail construction or cash).

Dedication is calculated based on the size of a development and the density, as well as residential versus commercial/industrial land use and rates; and is listed within the city’s annual Rates and Charges.

Purpose

The city recognizes that parks, trails, and open space are essential to the health, safety and welfare of the residents of the city and persons working in the city, and that the character and quality of the environment as well as recreational opportunities are of major importance - and therefore 'Park Dedication' and 'Trail Fees' are critical development fees in the planning and development processes of the city. The city must not only provide these necessary amenities for our citizens today, but also be insightful to the needs of future residents.

Methodology and History

Rates for *land dedication* have remained fairly static for several decades – however there have been some minor changes now that greater densities are permitted; and there were formulaic changes for land uses that have demonstrable lower ‘demand’ for parks and open-space (E.g. memory care centers).

Additionally, the acreage/fee structure is reviewed by Council annually, for ‘cost of living’ adjustments each year as part of the Rates and Charges analysis – however, the last several years there have been minor increases to Park Dedication and Trail Fees.

Further, Ramsey’s rates are compared to similar suburban cities in the metropolitan area, as well as our immediate neighbors on an annual basis - however, while this may be useful, development fees must respond to a legitimate need associated with the change in land use (increased densities and park and trail users) and thus the following is what actually informs Park Dedication and Trail Fee rates.

In concluding, *park land* and park and trail *improvements* themselves are identified within the Parks Capital Improvement Plan – which is adopted each year by City Council. This plan is a reflection of community need (then reflected in development fees), with the forecast improvements often out-pacing revenue from Park Dedication and Trail Fees.

Notification:

Prior to adoption of the 2019 Rates and Charges Schedule, City Council conducts a Public Hearing. Park Dedication and Trail Fees are a part of this schedule and Public Hearing.

Observations/Alternatives:

The new 'demand' for parks and trails is increasing with increasing development - it is appropriate for the Commission to recommend to City Council the aforementioned rate structure for 2019 within the Rates and Charges Schedule, and thus the purpose of this case.

For 2019, Staff is recommending an increase of 2% or less, in the following categories; cash Park Dedication per Residential Unit (\$50), Commerical/Assisted Living Facilities (\$100 per acre), and Industrial (\$75 per acre).

Funding Source:

n/a

Recommendation:

Staff recommends amending the cash Park Dedication rates as shown in the attached table.

Trail Development Fees are not being recomended for an adjustment for 2019..

Action:

Motion to recommend to City Council a 2019 cash Park Dedication rate per residential unit of \$3,050 - with a \$100 and \$75 increase per acre respectfully, for the commercial/industrial subdivision of land.

Attachments

Development Fees
neighboring rates

Form Review

Inbox

Grant Riemer

Form Started By: MaryJo Warner

Final Approval Date: 10/31/2018

Reviewed By

Grant Riemer

Date

10/31/2018 09:37 AM

Started On: 10/10/2018 08:17 AM

CITY OF RAMSEY
 2018 ADOPTED SCHEDULE OF RATES, FEES AND CHARGES
 Adopted November 28, 2017 Ordinance 17-19

Proposed
 2019

SERVICE OR LICENSE	SPECIAL NOTES	2018 Adopted
Park Dedication - Cash Contribution: Residential Unit	Including Townhomes & Apartment Units	3,000.00/dwelling unit
Park Dedication - Cash Contribution: Residential Unit	Exceed 12+ units per acre	7.5% Discount/\$2,775.00
Park Dedication - Cash Contribution: Residential Unit	Exceed 20+ units per acre	15% Discount/\$2,550.00
Park Dedication - Cash Contribution: Commercial/Assisted Living Facilities		5,000.00/acre
Park Dedication - Cash Contribution: Industrial		4,300.00/acre
Park Dedication - Land Contribution: Residential	0 - 3.0 dwelling units per acre	10% of land
	3.1 - 5.0 dwelling units per acre	15% of land

3,050

5,100
 4,375

CITY OF RAMSEY
 2018 ADOPTED SCHEDULE OF RATES, FEES AND CHARGES
 Adopted November 28, 2017 Ordinance 17-19

SERVICE OR LICENSE	SPECIAL NOTES	2018 Adopted
	5.1 + dwelling units per acre	Add .5% for each over 5
Park Dedication - Land Contribution: Commercial/Industrial/Assisted Living Facilities		5% gross land area
Park Dedication - Land Contribution: Planned Unit Developments	(public open space/rec. uses-not including wetlands)	10% gross land area
		2,800.00/dwelling unit
Sidewalk Panel Replacement Escrow		1500.00
Trail Development Fee - Cash Contribution: Residential Unit		1,000.00/dwelling unit
Trail Development Fee - Commercial/Industrial/Assisted Living Facilities		1,300.00/acre

CITY	PARK DEDICATION	2017 ADOPTED FEES		2018 ADOPTED FEES		
Anoka	Residential	\$2,543.00	per unit	Residential	\$2,543	
	Commercial	\$0		Commercial	\$0	
	Industrial	\$0		Industrial	\$0	
Andover	Single Family Residences	\$3,038.00	per unit	Single Family Residences	\$3,319	per unit
	Town Home and Twin Home	\$3,038.00	per unit	Town Home and Twin Home	\$3,319	per unit
	Apartment (multi-family)	\$3,038.00	per unit	Apartment (multi-family)	\$3,319	per unit
	Lot Splits	\$3,038.00	per unit	Lot Splits	\$3,319	per unit
	Commercial/Industrial	\$9,106 per acre or 10%, whichever is less		Commercial/Industrial	\$9,957 per acre or 10%, whichever less	
Champlin	Commercial	\$8,323.00	per acre	waiting for Champlin to respond		
	Industrial	\$7,283.00	per acre	nothing found on their web		
	Residential	\$4,370.00	per housing unit			
Dayton	Residential	\$2,863.20	per unit	Residential	\$3,006	per unit
	Commerical	\$5,000	per acre	Commercial	\$5,250	per unit
	Industrial	\$4,500	per acre	Industrial	\$4,725	per unit
Elk River	Residential Low Density	\$1,425.93	dwelling unit	Residential Low Density	\$1,425.93	dwelling unit
	Residential Medium Density	\$1,075.79	dwelling unit	Residential Medium Density	\$1,075.79	dwelling unit
	Residential High Density	\$4,897.04	dwelling unit	Residential High Density	\$4,897.04	dwelling unit
	Commercial	8% of county assessed value of property		Commercial	8% of county assess value of property	
	Industrial	6% of county assesse value of property		Industrial	6% of county assess value of property	
St Francis	Per Lot	\$2,500			\$2,500	

Meeting Date: 11/08/2018

By: Mark Riverblood, Engineering/Public Works

Information

Title:

Consider the 2019 – 2028 Parks Five-Year Capital Improvement Plan

Purpose/Background:

The purpose of this case is to recommend the 2019 – 2028 Parks' Capital Improvement Plan (CIP) to City Council for their consideration on November 13th 2018. The document outlines a 10-year plan similar to the previous 2018 – 2027 5-year plan.

Notification:

A Public Hearing on the City-wide CIP will be held by City Council.

Observations/Alternatives:

The Parks 10 – Year CIP will be adopted by Council as part of the larger CIP document, usually corresponding in time to the General Fund budget in December.

The following is an excerpt from the anticipated larger city-wide all-category CIP, and includes an explanation on the CIP document and process:

"Enclosed is the Ramsey Capital Improvements/Capital Outlay Plan (CIP) for the years 2019-2028. It has been prepared in an attempt to anticipate major capital expenditures in advance of the year in which they are budget requests. Further, several projects may interrelate or require other improvements prior to initiation, which would cause delays without prior planning. Additionally, projects may require budgeting over several years or receipt of funds from other sources (i.e. grants) requiring planning completion prior to the funding year. Finally, the plan enables a snapshot of the identified capital needs of the community allowing for continual prioritization of these needs.

Approval of the CIP by Council does not authorize spending or initiation of a given project. It does, however, provide a guide for the community for a whole array of private and public decision-making, impacted by public capital expenditures. Therefore, the CIP should receive ratification only if the Council perceives actions contemplated within the plan as reasonable and planned within justified time frames. It shall further be noted that initial project design of public infrastructure projects identified within this plan often begins two years or more prior to the date of construction.

The CIP is not intended to provide for precise budgeting. Capital costs are projected as estimates. Upon each update of the plan, deletions, additions, delays, or other revisions may occur, reflecting changing community needs. These changes allow for budget refinements as a particular project nears actual construction."

Because future years' of the CIP consist of many variables, staff recommends a discussion of the various values and details associated with each proposed project within 2019; and a *brief*, summary mention of future years' projects for 2019-2028. (For the meeting, Staff will highlight these projects.)

Additionally, all capital improvements require on-going maintenance costs (day-to-day labor, utilities or annual expenses); and therefore, staff and City Council will evaluate very carefully the real and total costs of each capital improvement for consideration within the context of the General Fund operations budget at the time projects are brought forward for development.

Funding Source:

Recommendation of the Parks 10-Year CIP document includes proposed funding sources and project cost estimates.

Recommendation:

Staff recommends approval of the (attached DRAFT) CIP as presented.

Action:

Based upon discussion, recommend a 2019 – 2028 Parks Capital Improvement Plan to City Council.

Attachments

draft CIP

draft CIP (supplemental)

Form Review

Inbox

Grant Riemer

Form Started By: Mark Riverblood

Final Approval Date: 11/01/2018


Reviewed By

MaryJo Warner

Date


11/01/2018 02:02 PM


Started On: 10/30/2018 01:19 PM



CITY OF RAMSEY CAPITAL IMPROVEMENT PROGRAM 2019-2028

The Capital Improvement Program document is a planning tool maintained by the city to identify future projects, related expenditures, and funding sources. All projects designated in the Capital Improvement Program are contingent upon availability of resources during the planned year. The total expenditure of projects includes city-funded sources as well as other resources such as grants, fees, bonding, etc.





THIS PAGE INTENTIONALLY BLANK

CITY OF RAMSEY
2019-2028
CAPITAL IMPROVEMENT PLAN

TABLE OF CONTENTS

	PAGE NUMBER
INTRODUCTORY SECTION.....	7
Capital Improvement Plan.....	8-10
OVERVIEW SECTION.....	11
Category Summary.....	12
Funding Source Summary.....	13
Priority Codes & Definitions Key.....	14
Projects by Year & Priority.....	15-21
Projects & Funding Sources by Category.....	22-36
PROJECT DETAILS.....	37
<u>Capital Bonding Projects:</u>	
Public Works Campus Building Improvements.....	38-39
<u>Equipment Replacement:</u>	
Detailed Equipment.....	40-159
<u>Municipal Buildings:</u>	
Community Center.....	160
Old Town Hall Restoration.....	161
Sprinkler System @ Fire Station #1	162
Storage Bldg @ Fire Station #1	163
<u>Park Improvements:</u>	
Elmcrest Park Entrance and Signage.....	164
Ford Brook Park Playground Equipment.....	165
Irrigation for Titterud Park.....	166
Observation Boardwalk – Lake Itasca.....	167
Rabbit Park Phase Two.....	168
Observation Deck of the Mississippi East Dolomite.....	169
Trail Connections.....	170
Park Development in the COR.....	171
McKinley Trail Connection to Anoka.....	172
Additional Land for Central Park.....	173
Dog Park Shelter – Alpine Park.....	174
Field Lighting – Central Park.....	175
Northfork North Trail Connection.....	176
Amphitheater Lighting.....	177
Lake Itasca Park – Parking, Trail & Canoe.....	178
Aeration for Sunfish Lake & The Draw.....	179
Acquire Outlots “A” in Rivers Bluff & Reilly East.....	180
Alpaca Estates Outlot.....	181

Sewer Improvements:

Fire Station 1 Sanitary Sewer Service	182
Replace Pumps at Lift Station #4.....	183
Replace Pumps at Lift Station #6.....	184
Replace Pumps at Lift Station #2.....	185

Storm Water Improvements:

Stormwater Drainage Improvements	186
COR Regional Infiltration Basin	187
Ermine Blvd Culvert Replacement.....	188
Outlet Control Structure for Improvements.....	189

Street Improvements:


Zeolite Roadway Improvement	190
The COR Bunker Lake Blvd - Armstrong Blvd – Ramsey Blvd.....	191
Sunwood Drive Roundabout Landscaping.....	192
Reconstruction of Streets-Ford Brook Estates/Hy 10.....	193
Reconstruction Streets-Brookview Estates/Chestnut Ridge.....	194-195
Ramsey Blvd Railroad Underpass.....	196
North Highway 10 Frontage Road – Ramsey to Sunfish Lake Boulevard.....	197
South Highway 10 Frontage Road – Sunfish Lake Boulevard to Anoka.....	198
Reconstruction of Streets-Barthels Rum River Acres.....	199
Reconstruction of Streets-Echol Ridge/Juniper Woods.....	200-201
Reconstruction of Streets-Riverdale Drive/Section 07.....	202
Reconstruction of Streets-Wood Pond Hills 2 nd -5 th Additions.....	203
Reconstruction of Streets-Autumn Heights & Variolite.....	204
Reconstruction of Streets-Holls Dover/Sorteberg.....	205
Reconstruction of Streets-Nature View & Sorteberg 6th.....	206
Reconstruction of Steets-Fox Ridge Estates 1 st & 2 nd	207
Reconstruction of Streets-Rodeo Hills Est/Valley View.....	208
2024 Overlay Projects.....	209
Reconstruction of Streets-Alpine Dr.....	210
2025 Overlay Projects.....	211
Reconstruction of Streets-Whispering Pine Estates Plat 3.....	212
2026 Overlay Projects.....	213
Alpine Drive Ped Crossing @ 151 st Ave.....	214
2027 Overlay Projects.....	215
Reconstruction of Streets-Sports Haven Sec 1.....	216
Reconstruction of Streets-Barthels Rum River Acres 2 nd	217
Reconstruction of Streets-Oakwood Hills	218
2020 Overlay Projects.....	219
Reconstruction of Streets-161 st Avenue	220
Reconstruction of Streets-Rambosek Red Oak Estates.....	221
2021 Overlay Projects.....	222
2022 Overlay Projects.....	223
2023 Overlay Projects.....	224
Reconstruction of Streets-Woodlawn Estates.....	225
Reconstruction of Streets-Alicia.....	226
Reconstruction of Streets-Carol-Rose Acres.....	227
Reconstruction of Streets-Sunfish Lake Boulevard	228
Reconstruction of Streets-Flintwood Hills.....	229
Reconstruction of Streets-Northfork Lake.....	230
Reconstruction of Streets-Ford Brook Estates 3 rd	231
Reconstruction of Streets-Windsorwood	232
Reconstruction of Streets-Countryside Estates	233
Reconstruction of Streets-Waco Street.....	234
2028 Overlay Projects.....	235

<u>Street Light Improvements:</u>	
Bunker Lake Blvd & Puma Street Lighting.....	236
Riverdale Drive Street Lighting.....	237

<u>Water Improvements:</u>	
Complete Pumphouse #3.....	238
Fire Station 1 Extension of Water.....	239
Refurbish Water Tower #2	240
Refurbish Water Tower #1	241
Construct Well #9 and Pumphouse #5.....	242

CASH FLOW PROJECTIONS.....	243
----------------------------	-----

Business Revolving Fund.....	244
Equipment Revolving Fund.....	245
Facility Fund.....	246
Landfill Trust Fund.....	247
Lawful Gambling Fund.....	248
MSA Fund.....	249
Park Improvement Trust Fund.....	250
Public Improvement Revolving Fund.....	251
Sewer Utility Fund.....	252
Storm Water Management Fund.....	253
Storm Water Utility Fund.....	254
Street Light Utility Fund.....	255
Water Utility Fund.....	256
TIF Funds	
TIF District 1 (Rivers Bend)	257
TIF District 2 (Gateway)	258
TIF District 4 (Front Street)	259
TIF District 8 (Maken)	260
TIF District 9 (AACAP)	261
TIF District 14 (The COR).....	262
TIF District 15 (Life Fitness).....	263



THIS PAGE INTENTIONALLY BLANK



INTRODUCTORY SECTION



CITY OF RAMSEY
CAPITAL IMPROVEMENT/CAPITAL OUTLAY PLAN
2019-2028

Enclosed is the Ramsey Capital Improvements/Capital Outlay Plan (CIP) for the years 2019-2028. It has been prepared in an attempt to anticipate major capital expenditures in advance of the year in which they are budget requests. Further, several projects may interrelate or require other improvements prior to initiation, which would cause delays without prior planning. Additionally, projects may require budgeting over several years or receipt of funds from other sources (i.e. grants) requiring planning completion prior to the funding year. Finally, the plan enables a snapshot of the identified capital needs of the community allowing for continual prioritization of these needs.

The process for completing the 2019-2028 CIP was much the same as the process for the 2019 General Fund Budget. Project requests were submitted by all divisions and reviewed by the Management Team and appropriate supervisors to establish the feasibility and priority of the projects and match with available financing.

CAPITAL IMPROVEMENT PLAN GOALS
ACKNOWLEDGE AND COMMUNICATE PUBLIC INFRASTRUCTURE PRIORITIES AND DYNAMICS
ENSURE APPROPRIATE RESPONSES TO CHANGING INFRASTRUCTURE NEEDS AND DEMANDS
DEVELOP A FINANCIAL ASSESSMENT OF CAPITAL RESOURCES AVAILABLE TO MEET FUTURE CAPITAL PROJECT NEEDS
ENCOMPASS THE CITY'S STRATEGIC PLAN'S IMPERATIVES: FINANCIAL STABILITY; A CONNECTED COMMUNITY; SMART, CITIZEN-FOCUSED GOVERNMENT; AN EFFECTIVE ORGANIZATION

Approval of the CIP by Council does not authorize spending or initiation of a given project. It does, however, provide a guide for the community for a whole array of private and public decision-making, impacted by public capital expenditures. Therefore, the CIP should receive ratification only if the Council perceives actions contemplated within the plan as reasonable and planned within justified time frames. It shall further be noted that initial project design of public infrastructure projects identified within this plan often begins two years or more prior to the date of construction.

The CIP is not intended to provide for precise budgeting. Capital costs are projected as estimates. Upon each update of the plan, deletions, additions, delays, or other revisions may occur, reflecting changing community needs. These changes allow for budget refinements as a particular project nears actual construction.

Capital improvements are improvements to land, streets, parks, utilities and buildings. This plan shows improvements with revenues projected from various funding sources. Improvements from the General Fund are those requiring a tax levy, referendum or similar other authority resulting in listed projects being less than certain. The other funding sources (except for intergovernmental revenue - grant funds) have increased stability over the general fund projects.

Specific information on the funding sources for each project is shown under the individual project. Cash flow projections are completed to examine the long-term stability of each fund and its ability to provide for planned expenditures.

Potential funding sources for capital improvement expenditures may include:

- General Fund
- Capital Equipment Certificates
- General Obligation Bonds
- CIP General Obligation Bonds*
- Tax Increment Financing
- Developer Fees
- Grants/Outside Sources
- Utility Funds (Water, Sewer, Recycling, Street Lights, Storm Water)
- Special Revenue Funds (Equipment Revolving, Fleet, Lawful Gambling, Storm Water Management)
- Capital Project Funds (Facility, Landfill, MSA, Park Improvement, Public Improvement Revolving (PIR))
- Special Assessments

**Only City Hall, Public Works facilities and Public Safety facilities may be financed with CIP General Obligation bonds under the CIP Act (Minnesota Statutes Chapter 475). Other capital improvements described in this plan as being financed under General Obligation Bonds may be financed with special assessment bonds under Minnesota Statutes, Chapter 429 and utility revenue bonds under Minnesota Statutes, Chapter 444.*

For a City to use its authority to finance expenditures under the CIP Act, it must meet the requirements provided therein. Specifically, the City Council must approve the sale of capital improvement bonds by a two-thirds vote of its membership. In addition, it must hold a public hearing for public input. Notice of such hearing must be published in the official newspaper of the City at least fourteen, but not more than twenty-eight days prior to the date of the public hearing. The City Council approves the CIP following the public hearing.

The bonds are not subject to referendum unless, within 30 days after the hearing, a petition is filed with the City Administrator signed by voters equal to at least five percent of the votes cast in the last general City election. In that event, the bonds are subject to a referendum, and may be issued only if approved by a majority of voters who vote on that question. If the referendum passes, the taxes to pay the debt service on the bonds would be levied on market value rather than tax capacity. However, if no timely petition is filed, the taxes to pay debt service are levied on tax capacity.

The CIP Act has established certain criteria that must be met. In accordance with these criteria, the City has considered the following eight points:

1. Condition of the City's infrastructure and need for the project
2. Demand for the improvement
3. Cost of the improvement
4. Availability of public resources
5. Level of overlapping debt
6. Const/benefits of alternative uses of funds
7. Operating costs of the proposed improvements
8. Options for shared facilities with other cities or local governments.



**OVERVIEW
SECTION**



City of Ramsey, Minnesota
Capital Improvement Program

2019 thru 2028

CATEGORY SUMMARY

Category	2019	2020	2021	2022	2023	2024	2025	2026	2027	2028	Total
Capital Bonding Projects				13,906,500							13,906,500
Capital Equipment	903,700	638,000	897,000	739,500	726,000	674,500	741,000	1,127,500	1,215,000	626,000	8,288,200
Municipal Building		25,000		20,000					20,221,300		20,266,300
Park Improvement	308,000	2,020,000		250,000	76,000		325,000	55,000			3,034,000
Sewer Utility Improvement	40,000	60,000	40,000								175,000
Storm Water Utility Improvement	1,185,000	510,000									1,695,000
Street Improvement	5,739,135	26,849,754	10,899,143	11,545,588	3,504,130	3,092,074	2,201,959	2,335,350	2,418,825	2,279,462	70,865,420
Street Light Utility Improvement	130,000										130,000
Water Utility Improvement		2,200,000			1,700,000						3,900,000
TOTAL	8,305,835	32,302,754	11,836,143	26,461,588	6,041,130	3,766,574	3,267,959	3,517,850	23,855,125	2,905,462	122,260,420

City of Ramsey, Minnesota
Capital Improvement Program

2019 thru 2028

FUNDING SOURCE SUMMARY

Source	2019	2020	2021	2022	2023	2024	2025	2026	2027	2028	Total
City of Anoka		25,000									25,000
City of Nowthen		20,000									20,000
Developer Fees		225,000									225,000
Equipment Revolving Fund	737,450	367,000			213,000					411,000	1,728,450
Facility Fund		25,000		1,020,000							1,045,000
Fleet Vehicles	87,000						60,000				147,000
General Fund		228,000	897,000	671,500	513,000	445,500	681,000	1,127,500	1,215,000	137,000	5,915,500
GO Bonding (Road Funding)	534,281	1,928,776	1,417,598	2,863,701	2,524,425	2,247,449	1,486,938	1,574,138	1,661,963	1,512,498	17,751,767
GO CIP Bonding				9,275,000							9,275,000
Grants/Outside Sources	2,520,000	22,855,000	7,185,000	700,000			50,000				33,310,000
Landfill Trust Fund	38,000										38,000
Lawful Gambling Fund		50,000					150,000				200,000
MSA	2,000,000		500,000	1,350,000							3,650,000
Park Improvement Trust Fund	210,000	1,925,000		250,000	76,000		125,000	-55,000			2,841,000
Public Improvement Revolving Fund	20,000	720,000	715,000	206,000							1,661,000
Recycling Utility Fund				200,000							200,000
Sewer Utility Fund	79,625	60,000	40,000	1,756,750	35,000	196,500				39,000	2,206,875
Special Assessment - Bonded	278,093	709,593	694,532	576,824	841,475	649,983	306,229	524,712	553,987	575,667	5,711,095
Storm Water Management Fund	550,000										550,000
Storm Water Utility Fund	710,999	721,385	221,013	1,138,063	138,230	194,642	23,792	236,500	202,875	191,297	3,778,796
Street Light Utility Fund	130,000			46,000							176,000
Tax Increment Fund #1				1,000,000							1,000,000
Tax Increment Fund #14 (BONDING)				1,150,000							1,150,000
Tax Increment Fund #2				2,017,000							2,017,000
Tax Increment Fund #8	300,000	200,000	166,000								666,000
To Be Determined	40,000								20,221,300		20,261,300
Water Utility Fund	70,387	2,243,000		2,240,750	1,700,000	32,500	385,000			39,000	6,710,637
GRAND TOTAL	8,305,835	32,302,754	11,836,143	26,461,588	6,041,130	3,766,574	3,267,959	3,517,850	23,855,125	2,905,462	122,260,420

Capital Improvement Plan - Priority Codes & Definitions

Priority

- 1 Existing Obligations - High Priority: Year 2019 or 2020**
Projects under this priority are previously committed to or are replacements
Example: Road reconstructions, equipment replacement
- 2 New Addition - High Priority: Year 2019 or 2020**
Projects under this priority are needed, but have no previous commitments
Example: Road extensions, additional park amenities
- 3 Existing Obligations - Medium Priority: Year 2021-2028**
Projects under this priority are previously committed to or are replacements but not as urgent to fulfill as those in priority 1
Example: 4th year forward of road reconstructions; equipment replacement
- 4 New Addition - Medium Priority: Year 2021-2028**
Projects under this priority are needed, but have no previous commitments but need is not as great as those listed in priority 2
Example: Public Works Campus; new capital equipment
- 5 Opportunity Driven/Unfunded/Placeholder**
Projects under this priority are development driven and/or have outside funding capacities such as grants and/or placeholders for projects that may occur after year 2028.
Full funding on these projects have not been determined.
Example: Highway 10 improvements; Community Center

City of Ramsey, Minnesota
Capital Improvement Program
 2019 thru 2028

PROJECTS BY YEAR & PRIORITY

Project Name	Department	Project #	Priority	Project Cost
2019				
Priority 1-Existing Obligation (High)				
Server Virtualization Project (Replace Servers)	Capital Equipment	19-IT-001	1	200,000
Replace Ford Taurus - 403	Capital Equipment	ADMIN-403	1	29,000
Replace 2006 Ford Taurus	Capital Equipment	ADMIN-404	1	29,000
Replace 2005 Chevy Colorado	Capital Equipment	BUILD-401	1	22,500
Replace 2006 Ford Taurus	Capital Equipment	BUILD-405	1	29,000
Replace 2006 Ford Taurus	Capital Equipment	BUILD-406	1	27,000
Replace Fire Prevention Vehicle (566)	Capital Equipment	FIRE-506	1	45,000
Replacement of Extrication Tools R-21	Capital Equipment	FIRE-568	1	50,000
Replace Thermal Image Camera	Capital Equipment	FIRE-572	1	30,000
2018 Chev Tahoe to Replace 2013 Chev Tahoe #332	Capital Equipment	POL-332	1	40,500
2019 Chev Caprice to Replac 2014 Chev Caprice #342	Capital Equipment	POL-342	1	30,500
Replace Engr Veh #402 With 2017 GMC Sierra	Capital Equipment	PW-402	1	31,500
Replace 1991 Chipper: Unit #619	Capital Equipment	PW-619	1	33,800
Replace 2001 Case Backhoe: Unit #634	Capital Equipment	PW-634	1	71,500
Replace 2005 3/4 Ton Truck 4x4 W/Plow Unit # 651	Capital Equipment	PW-651	1	48,000
Replace 2014 Ex Mark Mower: Unit #683	Capital Equipment	PW-691	1	10,800
Replace 2014 Ex Mark Mower: Unit #684	Capital Equipment	PW-692	1	10,800
Replace 2014 Ex Mark Mower: Unit #685	Capital Equipment	PW-693	1	10,800
Replace Pumps at Lift Station #4	Sewer Utility	19-SEW-001	1	40,000
Sunwood Drive Roundabout Landscaping	Street Improvements	15-STR-003	1	20,000
Reconstruction Streets: Ford Brook Estates/Hy 10	Street Improvements	15-STR-006	1	506,910
Reconstruction Streets: Brookview Est, ChestnutWo	Street Improvements	15-STR-012	1	712,225
Total for: Priority 1				2,028,835
Priority 2-New Addition (High)				
Bullex Attack Training Prop	Capital Equipment	FIRE-571	2	15,000
New Sidewalk Machine	Capital Equipment	PW-704	2	139,000
Elmcrest Park & The Draw Park Entrance & Signage	Park Improvements	04-PARK-003	2	80,000
Observation boardwalk - Lake Itasca	Park Improvements	06-PARK-011	2	60,000
The Draw Grates	Park Improvements	12-PARK-006	2	10,000
Dog Park Shelter-Alpine Park	Park Improvements	17-PARK-005	2	58,000
Amphitheater Lighting	Park Improvements	18-PARK-003	2	40,000
COR Regional Infiltration Basin	Stormwater Utility	16-STM-002	2	1,100,000
Outlet Control Structure Improvements	Stormwater Utility	19-STRM-001	2	75,000
Bunker Lake Blvd & Puma Street Lights	Street Light Utility	19-STLT-001	2	80,000
Riverdale Drive Street Lights	Street Light Utility	19-STLT-002	2	50,000
Total for: Priority 2				1,707,000
Priority 5-Opportunity/Unfunded/Placeholder				
Trail Connections	Park Improvements	06-PARK-019	5	30,000
Aeration for Sunfish Lake & The Draw	Park Improvements	18-PARK-005	5	40,000
Ramsey Blvd RR Underpass	Street Improvements	16-STR-002	5	4,500,000

Project Name	Department	Project #	Priority	Project Cost
<i>Total for: Priority 5</i>				4,570,000
Total for 2019				8,305,835

2020

Priority 1-Existing Obligation (High)

Replace Training Room Tables/Chairs	Capital Equipment	FIRE-573	1	20,000
2019 Chev Tahoe to Replace Chev Tahoe #343	Capital Equipment	POL-343	1	41,000
2020 Chev Tahoe Replace 2016 Chev Tahoe #361	Capital Equipment	POL-372	1	41,000
2019 Chev Impala to Replace 2007 Lincoln #376	Capital Equipment	POL-376	1	33,000
Replace Engr Car #407 With Chevy Impala	Capital Equipment	PW-407	1	24,000
Replace 2006 3/4 Ton Truck 2x4 Unit #654	Capital Equipment	PW-654	1	31,000
Replace 2007 Chevy Pickup Unit #664	Capital Equipment	PW-664	1	38,000
Replace 2007 3/4 Ton Pick-Up: Unit #667	Capital Equipment	PW-667	1	43,000
Replace 2013 Toro Wide Area Mower: Unit #679	Capital Equipment	PW-697	1	92,000
Stormwater Drainage Improvements	Stormwater Utility	12-STRM-001	1	380,000
Ermine Blvd Culvert Replacement	Stormwater Utility	18-STRM-001	1	130,000
Reconstruction Streets: Barthels Rum River Acres	Street Improvements	17-STR-001	1	701,248
Reconstruction Streets: Echo Ridge, Juniper Woods	Street Improvements	17-STR-002	1	769,500
Reconstruction Streets: Barthels Rum River Acres 2	Street Improvements	19-STR-001	1	902,000
Reconstruction Streets: Oakwood Hills	Street Improvements	19-STR-002	1	181,886
2020 Overlay Projects	Street Improvements	19-STR-003	1	495,120
Complete Pump House 3	Water Utility	04-WTR-005	1	70,000
Refurbish Water Tower #2	Water Utility	14-WTR-001	1	1,300,000
Refurbish Water Tower #1	Water Utility	14-WTR-002	1	700,000
<i>Total for: Priority 1</i>				5,992,754

Priority 2-New Addition (High)

Park Development in the COR	Park Improvements	08-PARK-005	2	1,200,000
Northfork North Trail Connection	Park Improvements	17-PARK-007	2	150,000
Lake Itasca Park - Parking, Trail & Canoe System	Park Improvements	18-PARK-004	2	250,000
<i>Total for: Priority 2</i>				1,600,000

Priority 3-Existing Obligation (Med)

Replace Engine 11 (556) - Payable over 2 years	Capital Equipment	FIRE-503	3	275,000
<i>Total for: Priority 3</i>				275,000

Priority 4-New Addition (Med)

Sprinkler System @ Fire Station #1	Municipal Buildings	10-BLDG-004	4	25,000
Ford Brook Park Playground Equipment	Park Improvements	04-PARK-006	4	70,000
Fire Station 1 Sanitary Sewer Service	Sewer Utility	12-SEW-002	4	60,000
Alpine Drive Pedestrian Crossing at 151st Avenue	Street Improvements	18-STR-001	4	300,000
Fire Station #1 Extension of Water	Water Utility	11-WTR-003	4	55,000
<i>Total for: Priority 4</i>				510,000

Priority 5-Opportunity/Unfunded/Placeholder

Observation deck on the Mississippi E of Dolomite	Park Improvements	06-PARK-015	5	100,000
Trail Connections	Park Improvements	06-PARK-019	5	200,000
McKinley Trail Connection to Anoka	Park Improvements	12-PARK-008	5	50,000
Ramsey Blvd RR Underpass	Street Improvements	16-STR-002	5	16,500,000
North Hwy 10 Frontage Road-Ramsey to SLB	Street Improvements	16-STR-003	5	7,000,000
Construct Well #9 and Pumphouse #5	Water Utility	16-WTR-002	5	75,000
<i>Total for: Priority 5</i>				23,925,000

Project Name	Department	Project #	Priority	Project Cost
Total for 2020				32,302,754

2021

Priority 3-Existing Obligation (Med)

Police Copier - File Room	Capital Equipment	17-IT-004	3	14,000
Police Copier - Patrol	Capital Equipment	17-IT-005	3	10,000
Replace Engine 11 (556) - Payable over 2 years	Capital Equipment	FIRE-503	3	251,000
Replace 2016 Fire Emer Vehicle Mobile Computers	Capital Equipment	FIRE-574	3	20,000
2021 Chev Impala Replace 2013 Chev Malibu #334	Capital Equipment	POL-334	3	31,500
2021 Ford Explorer Replace 2016 Ford Explorer #351	Capital Equipment	POL-335	3	33,000
2020 Ford Explorer Replace 2005 F150 #359	Capital Equipment	POL-359	3	37,000
Replace 2001 John Deere Mower: Unit #635	Capital Equipment	PW-635	3	25,000
Replace-2004 Snowplow Truck: Unit #644	Capital Equipment	PW-644	3	183,500
Replace 2004 Tool Cat	Capital Equipment	PW-645	3	54,000
Replace Sidewalk Machine: Unit #655	Capital Equipment	PW-655	3	97,000
Replace 2007 Chevy Pickup: Unit #665	Capital Equipment	PW-665	3	27,000
Replace 2008 Bobcat Skidster: Unit #671	Capital Equipment	PW-671	3	51,000
Replace 2010 Chevy 1- Ton Truck #675	Capital Equipment	PW-675	3	63,000
Replace Pumps at Lift Station #6	Sewer Utility	19-SEW-002	3	40,000
Reconstruction Streets: Riverdale Drive & Sect 07	Street Improvements	17-STR-003	3	1,381,160
Reconstruction Streets: Wood Pond Hills 2nd-5th	Street Improvements	17-STR-004	3	365,600
Reconstruction Streets: 161st Avenue	Street Improvements	19-STR-004	3	279,160
Reconstruction Streets: Rambosek Red Oak Est	Street Improvements	19-STR-005	3	108,183
2021 Overlay Projects	Street Improvements	19-STR-006	3	865,040

Total for: Priority 3 3,936,143

Priority 5-Opportunity/Unfunded/Placeholder

North Hwy 10 Frontage Road-Ramsey to SLB	Street Improvements	16-STR-003	5	5,900,000
South Hwy 10 Frontage Rd-SLB to Anoka	Street Improvements	16-STR-004	5	2,000,000

Total for: Priority 5 7,900,000

Total for 2021 11,836,143

2022

Priority 3-Existing Obligation (Med)

Universal Power Supply Replacement	Capital Equipment	17-IT-008	3	30,000
Replacement Extrication Tools R-11	Capital Equipment	FIRE-565	3	50,000
2022 Ford Taurus Replace 2018 Ford Taurus #383	Capital Equipment	POL-366	3	33,000
2022 Ford Taurus Replace 2018 Ford Taurus #384	Capital Equipment	POL-367	3	33,000
2022 Ford Explorer Relace 2018 Ford Explorer #372	Capital Equipment	POL-368	3	33,500
2022 Chev Tahoe Replace 2018 Chev Tahoe #373	Capital Equipment	POL-369	3	42,000
Replace 2006 Tandem Axle Plow Truck: Unit #662	Capital Equipment	PW-662	3	218,000
Replace 2007 International Water Truck: Unit #669	Capital Equipment	PW-669	3	136,000
Replace 2009 2WD Pickup: Unit 674	Capital Equipment	PW-674	3	40,000
Replace Unit 678 2013-1ton Truck w/ Plow Equipment	Capital Equipment	PW-678A	3	62,000
Replace 2014-1Ton Truck w/ Plow Equipt: Unit #680	Capital Equipment	PW-680	3	62,000
Reconstruction Streets: Autumn Heights & Variolite	Street Improvements	17-STR-005	3	3,468,548
Reconstruction Streets: Halls Dover & Sorteberg	Street Improvements	17-STR-006	3	836,000
2022 Overlay Projects	Street Improvements	19-STR-007	3	580,040

Total for: Priority 3 5,624,088

Priority 4-New Addition (Med)

Public Works Campus Building Improvements	Capital Bonding Projects	06-BLDG-001	4	13,906,500
---	--------------------------	-------------	---	------------

Project Name	Department	Project #	Priority	Project Cost
Storage Building at Fire Station 1	Municipal Buildings	18-BLDG-002	4	20,000
Additional Land For Central Park	Park Improvements	15-PARK-01	4	250,000
Zeolite Roadway Improvements	Street Improvements	04-STR-012	4	1,091,000
COR Bunker Lake Blvd (Armstrong to Ramsey Blvd)	Street Improvements	04-STR-014	4	4,870,000
<i>Total for: Priority 4</i>				20,137,500
Priority 5-Opportunity/Unfunded/Placeholder				
South Hwy 10 Frontage Rd-SLB to Anoka	Street Improvements	16-STR-004	5	700,000
<i>Total for: Priority 5</i>				700,000
Total for 2022				26,461,588

2023

Priority 3-Existing Obligation (Med)

Core Switch Replacement	Capital Equipment	17-IT-009	3	52,000
Engineering Plotter Replacement	Capital Equipment	17-IT-011	3	10,000
Replace Tanker 11 (501)	Capital Equipment	FIRE-501	3	213,000
2023 Ford Explorer Replace 2019 Ford Explorer #3XX	Capital Equipment	POL-377	3	34,000
2023 Chev Tahoe Replace 2019 Chev Tahoe #3XX	Capital Equipment	POL-378	3	42,500
2023 Chev Tahoe Replace 2019 Chev Tahoe #3XX	Capital Equipment	POL-379	3	42,500
Replace 2004 Tree Spade	Capital Equipment	PW-002	3	52,000
Replace 2006 Tandem Axle Plow Truck Unit #668	Capital Equipment	PW-668	3	218,000
Replace Unit 676- 2010 4 Wheel Drive 1ton	Capital Equipment	PW-676	3	62,000
Replace Pumps at Lift Station #2	Sewer Utility	19-SEW-003	3	35,000
Reconstruction Streets: Nature View & Sorteberg 6	Street Improvements	17-STR-007	3	815,650
Reconstruct Streets: Fox Ridge Estates 1st & 2nd	Street Improvements	17-STR-008	3	1,799,280
2023 Overlay Projects	Street Improvements	19-STR-008	3	889,200
<i>Total for: Priority 3</i>				4,265,130

Priority 4-New Addition (Med)

Irrigation for Titterud Park	Park Improvements	06-PARK-010	4	76,000
<i>Total for: Priority 4</i>				76,000

Priority 5-Opportunity/Unfunded/Placeholder

Construct Well #9 and Pumphouse #5	Water Utility	16-WTR-002	5	1,700,000
<i>Total for: Priority 5</i>				1,700,000
Total for 2023				6,041,130

City of Ramsey, Minnesota
Capital Improvement Program
 2019 thru 2028

PROJECTS BY YEAR & PRIORITY

Project Name	Department	Project #	Priority	Project Cost
2024				
<i>Priority 3-Existing Obligation (Med)</i>				
File Server Replacement	Capital Equipment	17-IT-012	3	7,500
Council Chamber, Fire 1/2, Park Ramp & P W Switch	Capital Equipment	17-IT-013	3	30,000
Public Works Utilities Switch	Capital Equipment	17-IT-014	3	7,000
Video Evidence Server Replacement	Capital Equipment	17-IT-015	3	27,000
Replace Grass 11 (562)	Capital Equipment	FIRE-505	3	45,000
Replace Rescue 11 (559)	Capital Equipment	FIRE-564	3	80,000
Replace Fire Chief Vehicle (569)	Capital Equipment	FIRE-569A	3	50,000
2024 Tahoe Replace 2020 Tahoe#3XX	Capital Equipment	POL-380	3	43,000
2024 Chev Tahoe Replace 2020 Chev Tahoe #3XX	Capital Equipment	POL-381	3	41,000
2024 Chev Impala Replace 2016 Chev Impala #366	Capital Equipment	POL-382	3	35,000
2024 Acadia Replaces 2016 Acadia #367	Capital Equipment	POL-396	3	35,000
Replace 2004 Mobile Generator	Capital Equipment	PW-006	3	164,000
Replace Unit 681 Utility truck	Capital Equipment	PW-681	3	65,000
Replace 2019 Exmark Mower (Orig Unit #683)	Capital Equipment	PW-683	3	15,000
Replace 2019 Exmark Mower (Orig Unit #684)	Capital Equipment	PW-684	3	15,000
Replace 2019 Exmark Mower (Orig Unit #685)	Capital Equipment	PW-685	3	15,000
Reconstruction Streets: Rodeo Hillst/Valley View	Street Improvements	17-STR-009	3	981,750
2024 Overlay Projects	Street Improvements	17-STR-010	3	744,209
Reconstruction Streets: Woodlawn Estates	Street Improvements	19-STR-009	3	734,800
Reconstruction Streets: Alicia	Street Improvements	19-STR-010	3	277,376
Reconstruction Streets: Carol-Rose Acres	Street Improvements	19-STR-011	3	353,939
<i>Total for: Priority 3</i>				3,766,574
Total for 2024				3,766,574
2025				
<i>Priority 3-Existing Obligation (Med)</i>				
Administration Copier	Capital Equipment	17-IT-016	3	12,000
Building Copier	Capital Equipment	17-IT-017	3	9,000
Engineering Workroom Copier	Capital Equipment	17-IT-018	3	12,000
Email Server Replacement	Capital Equipment	17-IT-019	3	7,000
Replace Fire Rescue #21 (557)	Capital Equipment	FIRE-557	3	80,000
Replace Fire Duty Officer Vehicle (570)	Capital Equipment	FIRE-570A	3	45,000
Replace Maintenance Vehicle (564)	Capital Equipment	GENGOV-001	3	60,000
2022 Ford Explorer Replace 2017 Ford Explorer #363	Capital Equipment	POL-370	3	39,000
2025 Ford Explorer Replace 2021 Ford Explorer #3XX	Capital Equipment	POL-383	3	35,000
2025 Chevy Caprice Replace 2021 Chevy Caprice #3XX	Capital Equipment	POL-384	3	33,500
2025 Chevy Impala Replace 2017 Chev Impala #377	Capital Equipment	POL-385	3	33,500
Replace 2004 Snow Thrower	Capital Equipment	PW-005	3	130,000
Replace Unit 688 2015 Case Loader	Capital Equipment	PW-688	3	210,000
Reconstruction Streets: Alpine Drive	Street Improvements	17-STR-011	3	1,123,750
2025 Overlay Projects	Street Improvements	17-STR-012	3	600,000

Project Name	Department	Project #	Priority	Project Cost
Reconstruction Streets: Sunfish Lake Blvd	Street Improvements	19-STR-012	3	54,909
Reconstruction Streets: Flintwood Hills	Street Improvements	19-STR-013	3	423,300
<i>Total for: Priority 3</i>				2,907,959
Priority 4-New Addition (Med)				
New Electric Utility Vehicle	Capital Equipment	PW-702	4	35,000
Rabbit Park Phase Two	Park Improvements	06-PARK-012	4	125,000
Field Lighting - Central Park	Park Improvements	17-PARK-006	4	200,000
<i>Total for: Priority 4</i>				360,000
Total for 2025				3,267,959

2026

Priority 3-Existing Obligation (Med)				
Replace Engine #21 (565)	Capital Equipment	FIRE-502	3	275,000
Replace Fire Prevention Vehicle #566	Capital Equipment	FIRE-566A	3	45,000
Replace 2007 Fire Engine 21: Unit #565	Capital Equipment	FIRE-575	3	275,000
2026 Ford Explorer Replace 2022 Ford Explorer #3XX	Capital Equipment	POL-390	3	35,500
2026 Chev Tahoe Replace 2022 Chev Tahoe #3XX	Capital Equipment	POL-391	3	44,000
2026 Chev Caprice Replace 2022 Chev Caprice #3XX	Capital Equipment	POL-392	3	34,000
2026 Chevy Caprice Replace 2022 Chevy Caprice	Capital Equipment	POL-397	3	34,000
Replace 1999 John Deere Grader: Unit #603	Capital Equipment	PW-603	3	280,000
Replace Unit #686 - 2015 Kubota Tractor	Capital Equipment	PW-686	3	45,000
Replace Unit #687 2015 Toolcat	Capital Equipment	PW-687	3	60,000
Reconstruction Streets: Whispering Pine Est Pl 3	Street Improvements	17-STR-013	3	1,422,950
2026 Overlay Projects	Street Improvements	17-STR-014	3	754,300
Reconstruction Streets: Northfork Lake	Street Improvements	19-STR-014	3	158,100
<i>Total for: Priority 3</i>				3,462,850
Priority 5-Opportunity/Unfunded/Placeholder				
Acquire outlots "A" in Rivers Bluff and Reilly Est	Site Acquisitions	06-ACQ-002	5	20,000
Alpaca Estates Outlot	Site Acquisitions	08-ACQ-002	5	35,000
<i>Total for: Priority 5</i>				55,000
Total for 2026				3,517,850

2027

Priority 3-Existing Obligation (Med)				
Replace Engine #21 (565)	Capital Equipment	FIRE-502	3	275,000
Replace 2007 Fire Engine 21: Unit #565	Capital Equipment	FIRE-575	3	275,000
Replace 2004 Polaris ATV with Plow	Capital Equipment	POL-388	3	11,000
2027 Chev Tahoe Replace 2023 Chev Tahoe #3XX	Capital Equipment	POL-393	3	44,500
2027 Chev Tahoe Replace 2023 Chev Tahoe #3XX	Capital Equipment	POL-394	3	44,500
2027 Ford Utility SUV Replace 2023 Ford Utili #3XX	Capital Equipment	POL-395	3	36,000
Replace 2004 Pull Behind PTO Mower	Capital Equipment	PW-004	3	28,000
Replace Paver, Trailer, Roller	Capital Equipment	PW-660	3	140,000
Replace Unit 679 Area Mower (2020 Replaced)	Capital Equipment	PW-679A	3	111,000
2027 Overlay Projects	Street Improvements	18-STR-002	3	444,600
Reconstruction Streets: Sports Haven, Sec 1 Unpl	Street Improvements	18-STR-003	3	1,243,000
Reconstruction Streets: Ford Brook Est 3rd	Street Improvements	19-STR-015	3	390,225
Reconstruction Streets: Windsorwood	Street Improvements	19-STR-016	3	341,000
<i>Total for: Priority 3</i>				3,383,825
Priority 4-New Addition (Med)				

Project Name	Department	Project #	Priority	Project Cost
New Velocity Patcher	Capital Equipment	PW-700	4	250,000
<i>Total for: Priority 4</i>				250,000
Priority 5-Opportunity/Unfunded/Placeholder				
Community Center Construction	Municipal Buildings	04-BLDG-002	5	20,000,000
Old Town Hall Restoration	Municipal Buildings	08-BLDG-005	5	221,300
<i>Total for: Priority 5</i>				20,221,300
Total for 2027				23,855,125

2028

Priority 3-Existing Obligation (Med)

Replace, Boat, Motor, Trailer Rescue	Capital Equipment	FIRE-561	3	10,000
2028 Chevy Tahoe Replace 2024 Chevy Tahoe	Capital Equipment	POL-398	3	45,000
2028 Ford Utility Replace 2024 Ford Utility	Capital Equipment	POL-399	3	32,000
Replace 2018 Ford F-250 Extended Cab: Unit #601	Capital Equipment	PW-705	3	56,400
Replace 2017 International Plow Truck: Unit # 693	Capital Equipment	PW-706	3	223,200
Replace 2018 Ford F350 With Box: Unit #697	Capital Equipment	PW-707	3	78,000
Replace 2018 Ford F250 Pickup: Unit #698	Capital Equipment	PW-708	3	53,400
Replace 2018 Ford F350 -Dump & Plow: Unit #699	Capital Equipment	PW-709	3	78,000
Reconstruction Streets: Countryside Estates	Street Improvements	19-STR-017	3	1,745,387
Reconstruction Streets: Waco Street	Street Improvements	19-STR-018	3	117,975
2028 Overlay Projects	Street Improvements	19-STR-019	3	416,100
<i>Total for: Priority 3</i>				2,855,462

Priority 4-New Addition (Med)

New 1-Ton Pickup With Box & Plow Equipment	Capital Equipment	PW-703	4	50,000
<i>Total for: Priority 4</i>				50,000
Total for 2028				2,905,462

GRAND TOTAL

122,260,420

City of Ramsey, Minnesota
 Capital Improvement Program

2019 thru 2028

PROJECTS & FUNDING SOURCES BY CATEGORY

Category	2019	2020	2021	2022	2023	2024	2025	2026	2027	2028	Total
Capital Bonding Projects											
Public Works Campus Building Improvements 06-BLDG-001				13,906,500							13,906,500
Facility Fund				1,000,000							1,000,000
GO CIP Bonding				9,275,000							9,275,000
Recycling Utility Fund				200,000							200,000
Sewer Utility Fund				1,715,750							1,715,750
Water Utility Fund				1,715,750							1,715,750
Capital Bonding Projects Total				13,906,500							13,906,500
Capital Equipment											
Police Copier - File Room 17-IT-004		14,000									14,000
General Fund		14,000									14,000
Police Copier - Patrol 17-IT-005		10,000									10,000
General Fund		10,000									10,000
Universal Power Supply Replacement 17-IT-008				30,000							30,000
General Fund				30,000							30,000
Core Switch Replacement 17-IT-009					52,000						52,000
General Fund					52,000						52,000
Engineering Plotter Replacement 17-IT-011					10,000						10,000
General Fund					10,000						10,000
File Server Replacement 17-IT-012						7,500					7,500
General Fund						7,500					7,500
Council Chamber, Fire 1/2, Park Ramp & P W Switch 17-IT-013						30,000					30,000
General Fund						30,000					30,000
Public Works Utilites Switch 17-IT-014						7,000					7,000
General Fund						7,000					7,000
Video Evidence Server Replacement 17-IT-015						27,000					27,000
General Fund						27,000					27,000
Administration Copier 17-IT-016							12,000				12,000
General Fund							12,000				12,000

Category	2019	2020	2021	2022	2023	2024	2025	2026	2027	2028	Total
Building Copier General Fund	17-IT-017						9,000				9,000
Engineering Workroom Copier General Fund	17-IT-018						9,000				9,000
Email Server Replacement General Fund	17-IT-019						12,000				12,000
Server Virtualization Project (Replace Servers) General Fund	19-IT-001	200,000					7,000				7,000
Equipment Revolving Fund											200,000
Replace Ford Taurus - 403 Fleet Vehicles	ADMIN-403	29,000									29,000
Replace 2006 Ford Taurus Fleet Vehicles	ADMIN-404	29,000									29,000
Replace 2005 Chevy Colorado Equipment Revolving Fund	BUILD-401	22,500									22,500
Replace 2006 Ford Taurus Fleet Vehicles	BUILD-405	29,000									29,000
Replace 2006 Ford Taurus Equipment Revolving Fund	BUILD-406	27,000									27,000
Replace Tanker 11 (501) Equipment Revolving Fund	FIRE-501				213,000						213,000
Replace Engine #21 (565) General Fund	FIRE-502				213,000						213,000
Replace Engine 11 (556) - Payable over 2 years Equipment Revolving Fund	FIRE-503		275,000					275,000			550,000
General Fund									275,000		526,000
Equipment Revolving Fund											275,000
General Fund											251,000
Replace Grass 11 (562) General Fund	FIRE-505					45,000					45,000
Replace Fire Prevention Vehicle (566) Equipment Revolving Fund	FIRE-506					45,000					45,000
Replace Fire Rescue #21 (557) General Fund	FIRE-507						80,000				80,000
Replace Boat, Motor, Trailer Rescue General Fund	FIRE-561						80,000				80,000
Replace Rescue 11 (559) General Fund	FIRE-564									10,000	10,000
Replacement Extrication Tools R-11 General Fund	FIRE-565			50,000							50,000
Replace Fire Prevention Vehicle #566 General Fund	FIRE-566A			50,000							50,000
Replacement of Extrication Tools R-21 Equipment Revolving Fund	FIRE-568							45,000			45,000
Replace Fire Chief Vehicle (569) General Fund	FIRE-569A					50,000					50,000
General Fund						50,000					50,000

Category	2019	2020	2021	2022	2023	2024	2025	2026	2027	2028	Total
Replace Fire Duty Officer Vehicle (570) General Fund							45,000				45,000
Bullex Attack Training Prop Equipment Revolving Fund	15,000						45,000				45,000
Replace Thermal Image Camera Equipment Revolving Fund	15,000										15,000
Replace Training Room Tables/Chairs General Fund	30,000	20,000									30,000
Replace 2016 Fire Emer Vehicle Mobile Computers		20,000	20,000								20,000
Replace 2007 Fire Engine 21: Unit #565			20,000					275,000	275,000		550,000
Replace Maintenance Vehicle (564) Fleet Vehicles							60,000	275,000	275,000		60,000
2018 Chev Tahoe to Replace 2013 Chev Tahoe #332	40,500						60,000				40,500
2021 Chev Impala Replace 2013 Chev Malibu #334	40,500		31,500								31,500
2021 Ford Explorer Replace 2016 Ford Explorer #351			31,500								31,500
2019 Chev Caprice to Replac 2014 Chev Caprice #342	30,500		33,000								33,000
2019 Chev Tahoe to Replace Chev Tahoe #343	30,500	41,000	33,000								33,000
2020 Ford Explorer Replace 2005 F150 #359		41,000	37,000								37,000
2022 Ford Taurus Replace 2018 Ford Taurus #383			37,000	33,000							37,000
2022 Ford Taurus Replace 2018 Ford Taurus #384				33,000							33,000
2022 Ford Explorer Relace 2018 Ford Explorer #372				33,000							33,000
2022 Chev Tahoe Replace 2018 Chev Tahoe #373				33,500							33,500
General Fund				42,000							42,000

27

Category	2019	2020	2021	2022	2023	2024	2025	2026	2027	2028	Total
2022 Ford Explorer Replace 2017 Ford Explorer #363 General Fund							39,000				39,000
2020 Chev Tahoe Replace 2016 Chev Tahoe #361		41,000					39,000				41,000
2019 Chev Impala to Replace 2007 Lincoln #376 General Fund		41,000									41,000
2023 Ford Explorer Replace 2019 Ford Explorer #3XX General Fund		33,000			34,000						33,000
2023 Chev Tahoe Replace 2019 Chev Tahoe #3XX General Fund		33,000			34,000						34,000
2023 Chev Tahoe Replace 2019 Chev Tahoe #3XX General Fund					42,500						42,500
2023 Chev Tahoe Replace 2019 Chev Tahoe #3XX General Fund					42,500						42,500
2024 Tahoe Replace 2020 Tahoe#3XX General Fund					42,500	43,000					42,500
2024 Chev Tahoe Replace 2020 Chev Tahoe #3XX General Fund						43,000					43,000
2024 Chev Impala Replace 2016 Chev Impala #366 General Fund						41,000					41,000
2025 Ford Explorer Replace 2021 Ford Explorer #3XX General Fund						35,000	35,000				35,000
2025 Chevy Caprice Replace 2021 Chevy Caprice #3XX General Fund							35,000				35,000
2025 Chevy Impala Replace 2017 Chev Impala #377 General Fund							33,500				33,500
2025 Chevy Impala Replace 2017 Chev Impala #377 General Fund							33,500				33,500
2026 Ford Explorer Replace 2022 Ford Explorer #3XX General Fund									11,000		11,000
2026 Chev Tahoe Replace 2022 Chev Tahoe #3XX General Fund								35,500	11,000		35,500
2026 Chev Caprice Replace 2022 Chevy Caprice #3XX General Fund								35,500			35,500
2026 Chev Caprice Replace 2022 Chevy Caprice #3XX General Fund								44,000			44,000
2026 Chev Caprice Replace 2022 Chevy Caprice #3XX General Fund								34,000			34,000
2026 Chev Caprice Replace 2022 Chevy Caprice #3XX General Fund								34,000			34,000

25

Category	2019	2020	2021	2022	2023	2024	2025	2026	2027	2028	Total
2027 Chev Tahoe Replace 2023 Chev Tahoe #3XX POL-393 General Fund									44,500		44,500
2027 Chev Tahoe Replace 2023 Chev Tahoe #3XX POL-394 General Fund									44,500		44,500
2027 Ford Utility SUV Replace 2023 Ford Utili #3XX POL-395 General Fund									44,500		44,500
2024 Acadia Replaces 2016 Acadia #367 POL-396 General Fund						35,000			36,000		36,000
2028 Chevy Caprice Replace 2022 Chevy Caprice POL-397 General Fund						35,000		34,000			35,000
2028 Chevy Tahoe Replace 2024 Chevy Tahoe POL-398 General Fund								34,000		45,000	34,000
2028 Ford Utility Replace 2024 Ford Utility POL-399 General Fund										45,000	45,000
Replace 2004 Tree Spade PW-002 General Fund					52,000						52,000
Replace 2004 Pull Behind PTO Mower PW-004 General Fund									28,000		28,000
Replace 2004 Snow Thrower PW-005 General Fund									28,000		28,000
Replace 2004 Mobile Generator PW-006 Sewer Utility Fund							130,000				130,000
Replace Engr Veh #402 With 2017 GMC Sierra PW-402 Equipment Revolving Fund	31,500					164,000					164,000
Replace Engr Car #407 With Chevy Impala PW-407 General Fund	31,500	24,000									31,500
Replace 1999 John Deere Grader: Unit #603 PW-603 General Fund		24,000						280,000			280,000
Replace 1991 Chipper: Unit #619 PW-619 Equipment Revolving Fund	33,800										33,800
Replace 2001 Case Backhoe: Unit #634 PW-634 Equipment Revolving Fund	33,800										33,800
Replace 2001 Case Backhoe: Unit #634 PW-634 Sewer Utility Fund	71,500										71,500
Replace 2001 Case Backhoe: Unit #634 PW-634 Water Utility Fund	40,250										40,250
Replace 2001 Case Backhoe: Unit #634 PW-634 Water Utility Fund	15,625										15,625
Replace 2001 Case Backhoe: Unit #634 PW-634 Water Utility Fund	15,625										15,625

Category	2019	2020	2021	2022	2023	2024	2025	2026	2027	2028	Total
Replace 2001 John Deere Mower: Unit #635 <i>General Fund</i>			25,000								25,000
Replace 2004 Snowplow Truck: Unit #644 <i>General Fund</i>			183,500								183,500
Replace 2004 Tool Cat <i>General Fund</i>			183,500								183,500
Replace 2005 3/4 Ton Truck 4x4 W/Plow Unit # 651 <i>Sewer Utility Fund</i>	48,000		54,000								102,000
<i>Water Utility Fund</i>	24,000										24,000
Replace 2006 3/4 Ton Truck 2x4 Unit #654 <i>General Fund</i>		31,000									31,000
Replace Sidewalk Machine: Unit #655 <i>General Fund</i>			97,000								97,000
Replace Paver, Trailer, Roller <i>General Fund</i>			97,000								97,000
Replace 2006 Tandem Axle Plow Truck: Unit #662 <i>General Fund</i>				218,000					140,000		358,000
Replace 2007 Chevy Pickup Unit #664 <i>General Fund</i>		38,000		218,000							256,000
Replace 2007 Chevy Pickup: Unit #665 <i>General Fund</i>			27,000								27,000
Replace 2007 3/4 Ton Pick-Up: Unit #667 <i>General Fund</i>		43,000									43,000
<i>Water Utility Fund</i>		43,000									43,000
Replace 2006 Tandem Axle Plow Truck Unit #668 <i>General Fund</i>					218,000						218,000
Replace 2007 International Water Truck: Unit #669 <i>General Fund</i>				136,000							136,000
<i>Storm Water Utility Fund</i>				68,000							68,000
Replace 2008 Bobcat Skidster: Unit #671 <i>General Fund</i>			51,000								51,000
Replace 2009 2WD Pickup: Unit 674 <i>General Fund</i>			51,000	40,000							91,000
Replace 2010 Chevy 1- Ton Truck #675 <i>General Fund</i>			63,000	40,000							103,000
<i>General Fund</i>			63,000								63,000

27

Category	2019	2020	2021	2022	2023	2024	2025	2026	2027	2028	Total
Replace Unit 676- 2010 4 Wheel Drive 1ton <i>General Fund</i>	PW-676				62,000						62,000
Replace Unit 678 2013-1ton Truck w/ Plow Equipment <i>General Fund</i>	PW-678A			62,000							62,000
Replace Unit 679 Area Mower (2020 Replaced) <i>General Fund</i>	PW-679A			62,000					111,000		111,000
Replace 2014-1Ton Truck w/ Plow Equipt. Unit #680 <i>General Fund</i>	PW-680			62,000					111,000		111,000
Replace Unit 681 Utility truck <i>Sewer Utility Fund</i>	PW-681					65,000					62,000
Replace 2019 Exmark Mower (Orig Unit #683) <i>Water Utility Fund</i>	PW-683					32,500					65,000
Replace 2019 Exmark Mower (Orig Unit #684) <i>General Fund</i>	PW-684					32,500					32,500
Replace 2019 Exmark Mower (Orig Unit #685) <i>General Fund</i>	PW-685					15,000					32,500
Replace Unit #686 - 2015 Kubota Tractor <i>General Fund</i>	PW-686					15,000		45,000			15,000
Replace Unit #687 2015 Toolcat <i>General Fund</i>	PW-687					15,000		45,000			15,000
Replace Unit 688 2015 Case Loader <i>General Fund</i>	PW-688					15,000		60,000			15,000
Replace 2014 Ex Mark Mower: Unit #683 <i>Equipment Revolving Fund</i>	PW-691	10,800					210,000				210,000
Replace 2014 Ex Mark Mower: Unit #684 <i>Equipment Revolving Fund</i>	PW-692	10,800									210,000
Replace 2014 Ex Mark Mower: Unit #685 <i>Equipment Revolving Fund</i>	PW-693	10,800									10,800
Replace 2013 Toro Wide Area Mower: Unit #679 <i>Equipment Revolving Fund</i>	PW-697	10,800									10,800
New Velocity Patcher <i>General Fund</i>	PW-700		92,000								92,000
New Electric Utility Vehicle	PW-702						35,000		250,000		250,000

Category	2019	2020	2021	2022	2023	2024	2025	2026	2027	2028	Total
General Fund							35,000				35,000
New 1-Ton Pickup With Box & Plow Equipment										50,000	50,000
General Fund										50,000	50,000
New Sidewalk Machine	139,000										139,000
Equipment Revolving Fund	139,000										139,000
Replace 2018 Ford F-250 Extended Cab: Unit #601										56,400	56,400
Equipment Revolving Fund										56,400	56,400
Replace 2017 International Plow Truck: Unit # 693										223,200	223,200
Equipment Revolving Fund										223,200	223,200
Replace 2018 Ford F350 With Box: Unit #697										78,000	78,000
Sewer Utility Fund										39,000	39,000
Water Utility Fund										39,000	39,000
Replace 2018 Ford F250 Pickup: Unit #698										53,400	53,400
Equipment Revolving Fund										53,400	53,400
Replace 2018 Ford F350 -Dump & Plow: Unit #699										78,000	78,000
Equipment Revolving Fund										78,000	78,000
Capital Equipment Total	903,700	638,000	897,000	739,500	726,000	674,500	741,000	1,127,500	1,215,000	626,000	8,288,200
Municipal Building											
Community Center Construction									20,000,000		20,000,000
<i>To Be Determined</i>									20,000,000		20,000,000
Old Town Hall Restoration									221,300		221,300
<i>To Be Determined</i>									221,300		221,300
Sprinkler System @ Fire Station #1 Facility Fund		25,000									25,000
Storage Building at Fire Station 1 Facility Fund		25,000		20,000							25,000
Municipal Building Total	25,000	25,000	20,000	20,000	20,000	20,000	20,221,300	20,221,300	20,221,300	20,221,300	20,266,300
Park Improvement											
Elmcrest Park & The Draw Park Entrance & Signage	80,000										80,000
Park Improvement Trust Fund	80,000										80,000
Ford Brook Park Playground Equipment		70,000									70,000
City of Nowthen		20,000									20,000
Lawful Gambling Fund		50,000									50,000

Category	2019	2020	2021	2022	2023	2024	2025	2026	2027	2028	Total
Acquire outlots "A" in Rivers Bluff and Reilly Est								20,000			20,000
<i>Park Improvement Trust Fund</i>											
Irrigation for Titterud Park					76,000			20,000			20,000
<i>Park Improvement Trust Fund</i>											
Observation boardwalk - Lake Itasca	60,000				76,000						76,000
<i>Park Improvement Trust Fund</i>											
Rabbit Park Phase Two	60,000										60,000
<i>Park Improvement Trust Fund</i>											
Observation deck on the Mississippi E of Dolomite		100,000					125,000				125,000
<i>Park Improvement Trust Fund</i>											
Trail Connections	30,000	100,000									100,000
<i>Park Improvement Trust Fund</i>											
Alpacas Estates Outlot	30,000	200,000									230,000
<i>Park Improvement Trust Fund</i>											
Park Development in the COR								35,000			35,000
<i>Park Improvement Trust Fund</i>											
McKinley Trail Connection to Anoka City of Anoka		1,200,000						35,000			35,000
<i>Park Improvement Trust Fund</i>											
Additional Land For Central Park		1,200,000									1,200,000
<i>Park Improvement Trust Fund</i>											
Dog Park Shelter-Alpine Park		50,000									50,000
<i>Grants/Outside Sources</i>											
Landfill Trust Fund		25,000									25,000
<i>Grants/Outside Sources</i>											
Field Lighting - Central Park		25,000									25,000
<i>Grants/Outside Sources</i>											
Northfork North Trail Connection				250,000							250,000
<i>Park Improvement Trust Fund</i>											
Amphitheater Lighting				250,000							250,000
<i>Park Improvement Trust Fund</i>											
Lake Itasca Park - Parking, Trail & Canoe System	40,000										40,000
<i>Park Improvement Trust Fund</i>											
Aeration for Sunfish Lake & The Draw	40,000										40,000
<i>To Be Determined</i>											
To Be Determined	40,000										40,000
Park Improvement Total	308,000	2,020,000		250,000	76,000		325,000	55,000			3,034,000
Sewer Utility Improvement											
Fire Station 1 Sanitary Sewer Service		60,000									60,000
Sewer Utility Fund											60,000
Replace Pumps at Lift Station #4	40,000										40,000

Category	2019	2020	2021	2022	2023	2024	2025	2026	2027	2028	Total
Sewer Utility Fund											
Replace Pumps at Lift Station #6	40,000		40,000								40,000
Sewer Utility Fund			40,000								40,000
Replace Pumps at Lift Station #2					35,000						35,000
Sewer Utility Fund					35,000						35,000
Sewer Utility Improvement Total	40,000	60,000	40,000		35,000						175,000
Storm Water Utility Improvement											
The Draw Grates	10,000										10,000
Storm Water Utility Fund	10,000										10,000
Stormwater Drainage Improvements		380,000									380,000
Storm Water Utility Fund		380,000									380,000
COR Regional Infiltration Basin	1,100,000										1,100,000
Storm Water Management Fund	550,000										550,000
Storm Water Utility Fund	550,000										550,000
Ermine Blvd Culvert Replacement		130,000									130,000
Storm Water Utility Fund		130,000									130,000
Outlet Control Structure Improvements	75,000										75,000
Storm Water Utility Fund	75,000										75,000
Storm Water Utility Improvement Total	1,185,000	510,000									1,695,000

Category	2019	2020	2021	2022	2023	2024	2025	2026	2027	2028	Total
Street Improvement											
Zeolite Roadway Improvements				1,091,000							1,091,000
Public Improvement Revolving Fund				206,000							206,000
Sewer Utility Fund				41,000							41,000
Storm Water Utility Fund				96,000							96,000
Street Light Utility Fund				46,000							46,000
Tax Increment Fund #2				517,000							517,000
Water Utility Fund				185,000							185,000
COR Bunker Lake Blvd (Armstrong to Ramsey Blvd)				4,870,000							4,870,000
MSA											
Storm Water Utility Fund				350,000							350,000
Tax Increment Fund #1				530,000							530,000
Tax Increment Fund #14 (BONDING)				1,000,000							1,000,000
Tax Increment Fund #2				1,150,000							1,150,000
Water Utility Fund				1,500,000							1,500,000
Sunwood Drive Roundabout				340,000							340,000
Landscaping											
Public Improvement Revolving Fund											
Reconstruction Streets: Ford Brook Estates/Hy 10											
GO Bonding (Road Funding)											
Special Assessment - Bonded											
Street Improvement Total	332,271	110,757		1,091,000	206,000						3,322,711

Category	2019	2020	2021	2022	2023	2024	2025	2026	2027	2028	Total
Storm Water Utility Fund	33,120										33,120
Water Utility Fund	30,762										30,762
Reconstruction Streets: Brookview Est, ChestnutWo	15-STR-012	712,225									712,225
GO Bonding (Road Funding)		202,010									202,010
Special Assessment - Bonded		167,336									167,336
Storm Water Utility Fund		42,879									42,879
Tax Increment Fund #8		300,000									300,000
Ramsey Blvd RR Underpass	16-STR-002	4,500,000	16,500,000								21,000,000
Grants/Outside Sources		2,500,000	16,500,000	0							19,000,000
MSA		2,000,000									2,000,000
North Hwy 10 Frontage Road-Ramsey to SLB	16-STR-003	7,000,000	7,000,000	5,900,000							12,255,000
Grants/Outside Sources		6,355,000	6,355,000	5,900,000							645,000
Public Improvement Revolving Fund		645,000									645,000
South Hwy 10 Frontage Rd-SLB to Anoka	16-STR-004		2,000,000	700,000							2,700,000
Grants/Outside Sources			1,285,000	700,000							1,985,000
Public Improvement Revolving Fund			715,000								715,000
Reconstruction Streets: Barthels Rum River Acres	17-STR-001		701,248								701,248
GO Bonding (Road Funding)		478,123									478,123
Special Assessment - Bonded		159,375									159,375
Storm Water Utility Fund		63,750									63,750
Reconstruction Streets: Echo Ridge, Juniper Woods	17-STR-002		769,500								769,500
GO Bonding (Road Funding)		558,750									558,750
Special Assessment - Bonded		186,250									186,250
Storm Water Utility Fund		24,500									24,500
Reconstruction Streets: Riverdale Drive & Sect 07	17-STR-003		1,381,160								1,381,160
GO Bonding (Road Funding)		441,700									441,700
MSA		500,000									500,000
Special Assessment - Bonded		313,900									313,900
Storm Water Utility Fund		125,560									125,560
Reconstruction Streets: Wood Pond Hills 2nd-5th	17-STR-004		365,600								365,600
GO Bonding (Road Funding)		101,600									101,600
Special Assessment - Bonded		89,200									89,200
Storm Water Utility Fund		8,800									8,800
Tax Increment Fund #8		166,000									166,000
Reconstruction Streets: Autumn Heights & Varolite	17-STR-005			3,468,548							3,468,548
GO Bonding (Road Funding)		1,898,225									1,898,225
MSA		1,000,000									1,000,000
Special Assessment - Bonded		255,000									255,000

Category	2019	2020	2021	2022	2023	2024	2025	2026	2027	2028	Total
Storm Water Utility Fund				315,323							315,323
Reconstruction Streets: Halls Dover & Sorteberg				836,000							836,000
GO Bonding (Road Funding)				570,000							570,000
Special Assessment - Bonded				190,000							190,000
Storm Water Utility Fund				76,000							76,000
Reconstruction Streets: Nature View & Sorteberg 6					815,650						815,650
GO Bonding (Road Funding)					556,125						556,125
Special Assessment - Bonded					185,375						185,375
Storm Water Utility Fund					74,150						74,150
Reconstruct Streets: Fox Ridge Estates 1st & 2nd					1,799,280						1,799,280
GO Bonding (Road Funding)					1,336,500						1,336,500
Special Assessment - Bonded					445,500						445,500
Storm Water Utility Fund					17,280						17,280
Reconstruction Streets: Rodeo Hillst/Valley View						981,750					981,750
GO Bonding (Road Funding)						743,750					743,750
Special Assessment - Bonded						148,750					148,750
Storm Water Utility Fund						89,250					89,250
2024 Overlay Projects						744,209					744,209
GO Bonding (Road Funding)						528,757					528,757
Special Assessment - Bonded						176,252					176,252
Storm Water Utility Fund						39,200					39,200
Reconstruction Streets: Alpine Drive							1,123,750				1,123,750
GO Bonding (Road Funding)							688,250				688,250
Special Assessment - Bonded							40,000				40,000
Storm Water Utility Fund							10,500				10,500
Water Utility Fund							385,000				385,000
2025 Overlay Projects							600,000				600,000
GO Bonding (Road Funding)							450,000				450,000
Special Assessment - Bonded							150,000				150,000
Reconstruction Streets: Whispering Pine Est P13								1,422,950			1,422,950
GO Bonding (Road Funding)								921,938			921,938
Special Assessment - Bonded								307,312			307,312
Storm Water Utility Fund								193,700			193,700
2026 Overlay Projects								754,300			754,300
GO Bonding (Road Funding)								535,950			535,950
Special Assessment - Bonded								178,650			178,650
Storm Water Utility Fund								39,700			39,700
Alpine Drive Pedestrian Crossing at 151st Avenue											300,000
Developer Fees											225,000
Public Improvement Revolving Fund											75,000

Category	2019	2020	2021	2022	2023	2024	2025	2026	2027	2028	Total
2027 Overlay Projects									444,600		444,600
GO Bonding (Road Funding)									315,900		315,900
Special Assessment - Bonded									105,300		105,300
Storm Water Utility Fund									23,400		23,400
Reconstruction Streets: Sports Haven, Sec 1 Unpl									1,243,000		1,243,000
GO Bonding (Road Funding)									847,500		847,500
Special Assessment - Bonded									282,500		282,500
Storm Water Utility Fund									113,000		113,000
Reconstruction Streets: Barthels Rm River Acres 2		902,000									902,000
GO Bonding (Road Funding)		415,000									415,000
Special Assessment - Bonded		205,000									205,000
Storm Water Utility Fund		82,000									82,000
Tax Increment Fund #8		200,000									200,000
Reconstruction Streets: Oakwood Hills		181,886									181,886
GO Bonding (Road Funding)		124,013									124,013
Special Assessment - Bonded		41,338									41,338
Storm Water Utility Fund		16,535									16,535
2020 Overlay Projects		495,120									495,120
GO Bonding (Road Funding)		352,890									352,890
Special Assessment - Bonded		117,630									117,630
Storm Water Utility Fund		24,600									24,600
Reconstruction Streets: 161st Avenue			279,160								279,160
GO Bonding (Road Funding)			190,337								190,337
Special Assessment - Bonded			63,445								63,445
Storm Water Utility Fund			25,378								25,378
Reconstruction Streets: Rambossek Red Oak Est			108,183								108,183
GO Bonding (Road Funding)			73,761								73,761
Special Assessment - Bonded			24,587								24,587
Storm Water Utility Fund			9,835								9,835
2021 Overlay Projects			865,040								865,040
GO Bonding (Road Funding)			610,200								610,200
Special Assessment - Bonded			203,400								203,400
Storm Water Utility Fund			51,440								51,440
2022 Overlay Projects				580,040							580,040
GO Bonding (Road Funding)				395,476							395,476
Special Assessment - Bonded				131,824							131,824
Storm Water Utility Fund				52,740							52,740
2023 Overlay Projects					889,200						889,200
GO Bonding (Road Funding)					631,800						631,800
Special Assessment - Bonded					210,600						210,600
Storm Water Utility Fund					46,800						46,800
Reconstruction Streets: Woodlawn Estates						734,800					734,800

Category	2019	2020	2021	2022	2023	2024	2025	2026	2027	2028	Total
GO Bonding (Road Funding)						544,500					544,500
Special Assessment - Bonded Storm Water Utility Fund						181,500					181,500
Reconstruction Streets: Alicia						8,800					8,800
19-STR-010						277,376					277,376
GO Bonding (Road Funding)						189,120					189,120
Special Assessment - Bonded Storm Water Utility Fund						63,040					63,040
Reconstruction Streets: Carol-Rose Acres						25,216					25,216
19-STR-011						353,939					353,939
GO Bonding (Road Funding)						241,322					241,322
Special Assessment - Bonded Storm Water Utility Fund						80,441					80,441
Reconstruction Streets: Sunfish Lake Blvd						32,176					32,176
19-STR-012							54,909				54,909
GO Bonding (Road Funding)							37,438				37,438
Special Assessment - Bonded Storm Water Utility Fund							12,479				12,479
Reconstruction Streets: Flintwood Hills							4,992				4,992
19-STR-013							423,300				423,300
GO Bonding (Road Funding)							311,250				311,250
Special Assessment - Bonded Storm Water Utility Fund							103,750				103,750
Reconstruction Streets: Northfork Lake							8,300	158,100			158,100
19-STR-014											
GO Bonding (Road Funding)								116,250			116,250
Special Assessment - Bonded Storm Water Utility Fund								38,750			38,750
Reconstruction Streets: Ford Brook Est 3rd								3,100			3,100
19-STR-015									390,225		390,225
GO Bonding (Road Funding)									266,063		266,063
Special Assessment - Bonded Storm Water Utility Fund									88,687		88,687
Reconstruction Streets: Windsonwood Estates									35,475		35,475
19-STR-016									341,000		341,000
GO Bonding (Road Funding)									232,500		232,500
Special Assessment - Bonded Storm Water Utility Fund									77,500		77,500
Reconstruction Streets: Countyside Estates									31,000		31,000
19-STR-017										1,745,387	1,745,387
GO Bonding (Road Funding)										1,190,036	1,190,036
Special Assessment - Bonded Storm Water Utility Fund										396,679	396,679
Reconstruction Streets: Waco Street										158,672	158,672
19-STR-018										117,975	117,975
GO Bonding (Road Funding)										26,812	26,812
Special Assessment - Bonded Storm Water Utility Fund										80,438	80,438
Reconstruction Streets: Waco Street										10,725	10,725
19-STR-019										416,100	416,100
2028 Overlay Projects										295,650	295,650
GO Bonding (Road Funding)											

35

Category	2019	2020	2021	2022	2023	2024	2025	2026	2027	2028	Total
Special Assessment - Bonded											
Storm Water Utility Fund											
Street Improvement Total	5,739,135	26,849,754	10,899,143	11,545,588	3,504,130	3,092,074	2,201,959	2,335,350	2,418,825	2,279,462	70,865,420
Street Light Utility Improvement											
Bunker Lake Blvd & Puma Street Lights	80,000										80,000
Riverdale Drive Street Lights	80,000										80,000
Street Light Utility Fund	50,000										50,000
Street Light Utility Improvement Total	130,000										130,000
Water Utility Improvement											
Complete Pump House 3		70,000									70,000
Water Station #1 Extension of Water		70,000									70,000
Refurbish Water Tower #2		55,000									55,000
Refurbish Water Tower #1		1,300,000									1,300,000
Construct Well #9 and Pumphouse #5		1,300,000									1,300,000
Water Utility Fund		700,000									700,000
Water Utility Fund		700,000									700,000
Water Utility Fund		75,000			1,700,000						1,775,000
Water Utility Fund		75,000			1,700,000						1,775,000
Water Utility Improvement Total	2,200,000				1,700,000						3,900,000
GRAND TOTAL	8,305,835	32,302,754	11,836,143	26,461,588	6,041,130	3,766,574	3,267,959	3,517,850	23,855,125	2,905,462	122,260,420



PROJECT DETAILS



Capital Improvement Program

2019 thru 2028

City of Ramsey, Minnesota

Department Capital Bonding Projects
Contact
Type Buildings
Useful Life 50 Years
Category Capital Bonding Projects
Priority 4-New Addition (Med)
Status Active

Total Cost \$16,906,500

Project #	06-BLDG-001
Project Name	Public Works Campus Building Improvements

Description

This project contemplates acquisition of 25 acres for a new public works campus and construction of the first phase of buildings to serve the needs of the community. The 2006 salt storage building can be relocated to the site.

CIP Act Criteria:

1. Conditions of City Infrastructure and Need for the Project:

The present public works site is landlocked and current size cannot be expanded to meet expected future growth.

2. Demand for Improvement:

As described above, the site doesn't meet the needs of the future.

3. Costs of the Improvement:

Land : \$3,000,000

Building: \$13,906,500

4. Availability of Public Resources:

The project may be funded by a combination of general property tax levy and available resources on hand. In addition, the bonds would be secured by the City's full faith and credit.

5. Relative Costs and Benefits of Alternative Uses of the Funds:

There are no significant alternatives for funds designated for this project.

6. Operating Costs of the Proposed Investments:

There would be no operating costs for the first five years. The land will be held and developed as growth occurs.

7. Options for Shared Facilities with Other Cities or Local Government:

Not applicable; the site currently exists and is located next to current PW facility.

8. Level of Overlapping Debt:

Justification

The City population is projected to continue to grow. Staff has polled other municipalities that are currently the size of Ramsey's projected growth. This proposed area is the median size for a public works campus. The present campus is land locked and cannot be expanded to meet this median size. This project anticipates land acquisition and the start of a public works campus that can grow as the city grows.

Capital Improvement Program

2019 thru 2028

City of Ramsey, Minnesota

Expenditures	2019	2020	2021	2022	2023	2024	2025	2026	2027	2028	Total
Building Cost/Construction				13,906,500							13,906,500
Total				13,906,500							13,906,500
Funding Sources	2019	2020	2021	2022	2023	2024	2025	2026	2027	2028	Total
Sewer Utility Fund				1,715,750							1,715,750
Facility Fund				1,000,000							1,000,000
Water Utility Fund				1,715,750							1,715,750
GO CIP Bonding				9,275,000							9,275,000
Recycling Utility Fund				200,000							200,000
Total				13,906,500							13,906,500

**Capital Improvement Program
City of Ramsey, Minnesota**

2019 thru 2028

Department Capital Equipment

Project # 17-IT-004

Project Name Police Copier - File Room

Contact

Type Equipment

Useful Life 10

Category Capital Equipment

Priority 3-Existing Obligation (Med)

Status Active

Total Cost \$14,000

Description

The current copier was purchased around year 2008. The plan is to replace the police department's main copier before any major failure.

Justification

The age of the machine (in the scheduled replacement year) will be well past life expectancy. With the increased speed and capabilities of a new machine, the intent is to consolidate two copiers and a fax machine into one new copier. This will decrease maintenance, supply and power costs.

Expenditures	2019	2020	2021	2022	2023	2024	2025	2026	2027	2028	Total
Furnishings/Equipment			14,000								14,000
Total			14,000								14,000

Funding Sources	2019	2020	2021	2022	2023	2024	2025	2026	2027	2028	Total
General Fund			14,000								14,000
Total			14,000								14,000

**Capital Improvement Program
City of Ramsey, Minnesota**

2019 thru 2028

Department Capital Equipment

Contact

Type Equipment

Useful Life 10

Category Capital Equipment

Priority 3-Existing Obligation (Med)

Status Active

Total Cost \$10,000

Project # 17-IT-005
Project Name Police Copier - Patrol

Description

The current copier was purchased around 2010. The copier was moved from Administration to Police after the Admin copier was replaced in 2015. The substitution has worked well for the department, but the machine is likely to run into issues.

Justification

The age of the machine (in the scheduled replacement year) will be well past life expectancy. The copier has had a useful life and lasted through two departments. Will need to replace to avoid extended outages and maintenance costs.

Expenditures	2019	2020	2021	2022	2023	2024	2025	2026	2027	2028	Total
Furnishings/Equipment			10,000								10,000
Total			10,000								10,000
Funding Sources	2019	2020	2021	2022	2023	2024	2025	2026	2027	2028	Total
General Fund			10,000								10,000
Total			10,000								10,000

Capital Improvement Program

2019 thru 2028

City of Ramsey, Minnesota

Department Capital Equipment

Project # 17-IT-008

Contact

Project Name Universal Power Supply Replacement

Type Equipment

Useful Life 10

Category Capital Equipment

Priority 3-Existing Obligation (Med)

Status Active

Total Cost \$30,000

Description

The Universal Power Supply, or UPS, at City Hall provided lightning protection and battery backup to the city's server room. In the event of a mass power outage, the UPS would sustain on-premise city services for a limited time until generator power was available.

Justification

The current UPS went in when the Municipal Center building was constructed in 2006, and based on research, the unit will no longer be serviceable after 2018.

New batteries will be installed in 2018 to last until the planned replacement year.

Expenditures	2019	2020	2021	2022	2023	2024	2025	2026	2027	2028	Total
Furnishings/Equipment				30,000							30,000
Total				30,000							30,000
Funding Sources	2019	2020	2021	2022	2023	2024	2025	2026	2027	2028	Total
General Fund				30,000							30,000
Total				30,000							30,000

**Capital Improvement Program
City of Ramsey, Minnesota**

2019 thru 2028

Department Capital Equipment

Project # 17-IT-009
Project Name Core Switch Replacement

Contact

Type Equipment

Useful Life 10

Category Capital Equipment

Priority 3-Existing Obligation (Med)

Status Active

Total Cost \$52,000

Description

The city's core switch is a central hub of our communication network. All servers and remote sites, cameras and workstations eventually connect back to the core switch.

Justification

The core switch may very well be the most important single piece of hardware in our network. Replacements are currently scheduled for every 10 years to prevent hardware failures due to age and to keep the unit serviceable through LOGIS.

Expenditures	2019	2020	2021	2022	2023	2024	2025	2026	2027	2028	Total
Furnishings/Equipment					52,000						52,000
Total					52,000						52,000
Funding Sources	2019	2020	2021	2022	2023	2024	2025	2026	2027	2028	Total
General Fund					52,000						52,000
Total					52,000						52,000

**Capital Improvement Program
City of Ramsey, Minnesota**

2019 thru 2028

Department Capital Equipment

Project # 17-IT-011

Project Name Engineering Plotter Replacement

Contact

Type Equipment

Useful Life 10

Category Capital Equipment

Priority 3-Existing Obligation (Med)

Status Active

Total Cost \$10,000

Description

The Engineering plotter is a large format printer and scanner used for scanning maps and other large documents in order to send or retain them.

Justification

The Engineering plotter/scanner was last replaced in 2013. The estimated useful life of the plotter is around 10 years. The replacement has been scheduled to evaluate the current health of the machine and to possibly give the opportunity to update to a new plotter with better technology.

Expenditures	2019	2020	2021	2022	2023	2024	2025	2026	2027	2028	Total
Furnishings/Equipment					10,000						10,000
Total					10,000						10,000
Funding Sources	2019	2020	2021	2022	2023	2024	2025	2026	2027	2028	Total
General Fund					10,000						10,000
Total					10,000						10,000

Capital Improvement Program

2019 thru 2028

City of Ramsey, Minnesota

Department Capital Equipment

Project # 17-IT-012
 Project Name File Server Replacement

Contact

Type Equipment

Useful Life 7 Years

Category Capital Equipment

Priority 3-Existing Obligation (Med)

Status Active

Total Cost \$7,500

Description
 The goal of this project is to replace the aging R-Fspa (or file) server.
 Primary functions: serve as storage for all city-related files and documents.
 Secondary functions: print server, primary DNS server, group policy server and active directory

Justification
 This is a highly utilized server. This server directs all incoming/outgoing web traffic, internal printing, and file access. The goal of replacement is preventative against server hardware failure.
 Future file storage needs will also be determined at time of replacement.

Expenditures	2019	2020	2021	2022	2023	2024	2025	2026	2027	2028	Total
Furnishings/Equipment						7,500					7,500
Total						7,500					7,500
Funding Sources	2019	2020	2021	2022	2023	2024	2025	2026	2027	2028	Total
General Fund						7,500					7,500
Total						7,500					7,500

Capital Improvement Program

2019 thru 2028

City of Ramsey, Minnesota

Department Capital Equipment

Project # 17-JT-013

Contact

Project Name Council Chamber, Fire 1/2, Park Ramp & P W Switch

Type Equipment

Useful Life 10

Category Capital Equipment

Priority 3--Existing Obligation (Med)

Status Active

Total Cost \$30,000

Description

The networking switch is responsible for network connectivity in the city's council chambers, Fire #1, Fire #2, Parking Ramp and Parking Ramp Extension and the Public Works Trailer.

The respective costs for each jurisdiction is \$5,000 Each

Justification

The equipment has exceeded its expected useful life. The replacement is intended to avoid any outages related to a hardware failure (due to age).

Expenditures	2019	2020	2021	2022	2023	2024	2025	2026	2027	2028	Total
Furnishings/Equipment						30,000					30,000
Total						30,000					30,000
Funding Sources	2019	2020	2021	2022	2023	2024	2025	2026	2027	2028	Total
General Fund						30,000					30,000
Total						30,000					30,000

**Capital Improvement Program
City of Ramsey, Minnesota**

2019 thru 2028

**Project # 17-IT-014
Project Name Public Works Utilities Switch**

Department Capital Equipment
Contact
Type Equipment
Useful Life 10
Category Capital Equipment
Priority 3-Existing Obligation (Med)
Status Active

Total Cost \$7,000

Description

Networking switch is responsible for network connectivity at the Public Works Utilities building.

Justification

The equipment has exceeded its expected useful life. The replacement is intended to avoid any outages related to a hardware failure (due to age).

	2019	2020	2021	2022	2023	2024	2025	2026	2027	2028	Total
Expenditures											
Furnishings/Equipment						7,000					7,000
Total						7,000					7,000
Funding Sources											
General Fund						7,000					7,000
Total						7,000					7,000

Capital Improvement Program

2019 thru 2028

City of Ramsey, Minnesota

Department Capital Equipment

Project # 17-IT-015
 Project Name Video Evidence Server Replacement

Contact

Type Equipment

Useful Life 7 Years

Category Capital Equipment

Priority 3-Existing Obligation (Med)

Status Active

Total Cost \$27,000

Description
 The Video Evidence Lifecycle Management (VELM) server houses all squad and building security footage. The server also houses the video management software for viewing both types of videos.

Justification
 The VELM server will have reached the end of its expected useful life in 2024. The server's storage needs will be evaluated and the new server's storage space will reflect the city's future video storage needs.

	2019	2020	2021	2022	2023	2024	2025	2026	2027	2028	Total
Expenditures											
Furnishings/Equipment						27,000					27,000
Total						27,000					27,000
Funding Sources											
General Fund						27,000					27,000
Total						27,000					27,000

Capital Improvement Program

2019 thru 2028

City of Ramsey, Minnesota

Department Capital Equipment

Project # 17-IT-016

Contact

Project Name Administration Copier

Type Equipment

Useful Life 10

Category Capital Equipment

Priority 3-Existing Obligation (Med)

Status Active

Total Cost \$12,000

Description

The copier in Administration and Finance provides high-speed and high-volume prints, as well as color and finishing capabilities.

Justification

The unit was purchased in 2015. The scheduled replacement is at the ten-year mark to evaluate the health and capabilities of the copier.

	2019	2020	2021	2022	2023	2024	2025	2026	2027	2028	Total
Expenditures											
Furnishings/Equipment							12,000				12,000
Total							12,000				12,000
Funding Sources											
General Fund							12,000				12,000
Total							12,000				12,000

**Capital Improvement Program
City of Ramsey, Minnesota**

2019 thru 2028

Department Capital Equipment

Project # 17-IT-017

Project Name Building Copier

Contact

Type Equipment

Useful Life 10

Category Capital Equipment

Priority 3-Existing Obligation (Med)

Status Active

Total Cost \$9,000

Description

The copier in the Building department area provides high-speed and high-volume prints, as well as color and finishing capabilities.

It also serves as the departments fax machine.

Justification

The unit was purchased in 2015 with replacement scheduled at the 10-year mark to evaluate the health and capabilities of the copier.

Expenditures	2019	2020	2021	2022	2023	2024	2025	2026	2027	2028	Total
Furnishings/Equipment							9,000				9,000
Total							9,000				9,000
Funding Sources	2019	2020	2021	2022	2023	2024	2025	2026	2027	2028	Total
General Fund							9,000				9,000
Total							9,000				9,000

**Capital Improvement Program
City of Ramsey, Minnesota**

2019 thru 2028

Department Capital Equipment

Project # 17-IT-018

Contact

Project Name Engineering Workroom Copier

Type Equipment

Useful Life 10

Category Capital Equipment

Priority 3-Existing Obligation (Med)

Status Active

Total Cost \$12,000

Description

The copier in the Engineering and Community Development area provides high-speed and high-volume prints, as well as color and finishing capabilities.

Justification

The unit was purchased in 2015 and will be scheduled for replacement at the 10-year mark to evaluate the health and capabilities of the copier.

Expenditures	2019	2020	2021	2022	2023	2024	2025	2026	2027	2028	Total
Furnishings/Equipment							12,000				12,000
Total							12,000				12,000

Funding Sources	2019	2020	2021	2022	2023	2024	2025	2026	2027	2028	Total
General Fund							12,000				12,000
Total							12,000				12,000

Capital Improvement Program

2019 thru 2028

City of Ramsey, Minnesota

Department Capital Equipment

Project# 17-IT-019

Project Name Email Server Replacement

Contact

Type Equipment

Useful Life 7 Years

Category Capital Equipment

Priority 3-Existing Obligation (Med)

Status Active

Total Cost \$7,000

Description

Primary Functions: Houses all city email information and is responsible for syncing mobile email client information.

Secondary Function: Scan email traffic for malicious content.

Justification

	2019	2020	2021	2022	2023	2024	2025	2026	2027	2028	Total
Expenditures											
Furnishings/Equipment							7,000				7,000
Total							7,000				7,000
Funding Sources											
General Fund							7,000				7,000
Total							7,000				7,000

Capital Improvement Program

2019 thru 2028

City of Ramsey, Minnesota

Department Capital Equipment

Project # 19-IT-001

Contact

Project Name Server Virtualization Project (Replace Servers)

Type Equipment

Useful Life 7 Years

Category Capital Equipment

Priority 1-Existing Obligation (High)

Status Active

Total Cost \$200,000

Description

Project has two goals: Replace aging servers at City Hall and provide additional redundancy and resiliency to city's server network. Working with LOGIS, would group all server replacements (plus one previously planned Disaster Recovery server purchase) into a Server Virtualization Project.

Justification

Would scale the city servers from 7 to 8 servers down to 4. Servers would be split: Two at Ramsey City Hall and two at LOGIS facilities for maintaining data integrity in the event of an outage, failure or natural disaster.

Expenditures	2019	2020	2021	2022	2023	2024	2025	2026	2027	2028	Total
Furnishings/Equipment	200,000										200,000
Total	200,000										200,000

Funding Sources	2019	2020	2021	2022	2023	2024	2025	2026	2027	2028	Total
Equipment Revolving Fund	200,000										200,000
Total	200,000										200,000

Capital Improvement Program

2019 thru 2028

City of Ramsey, Minnesota

Department Capital Equipment

Project # ADMIN-403

Contact

Project Name Replace Ford Taurus - 403

Type Eqpt Replacement

Useful Life 10

Category Capital Equipment

Priority 1-Existing Obligation (High)

Status Active

Total Cost \$29,000

Description	2019	2020	2021	2022	2023	2024	2025	2026	2027	2028	Total
2005 FORD TAURUS \$11,268.25 Accum Depr: \$11,268.25 Asset # 2087											29,000

Justification	2019	2020	2021	2022	2023	2024	2025	2026	2027	2028	Total
											29,000

Expenditures	2019	2020	2021	2022	2023	2024	2025	2026	2027	2028	Total
Furnishings/Equipment	29,000										29,000
Total	29,000										29,000

Funding Sources	2019	2020	2021	2022	2023	2024	2025	2026	2027	2028	Total
Fleet Vehicles	29,000										29,000
Total	29,000										29,000

**Capital Improvement Program
City of Ramsey, Minnesota**

2019 thru 2028

Department Capital Equipment

Project# ADMIN-404

Contact

Project Name Replace 2006 Ford Taurus

Type Eqpt Replacement

Useful Life 10

Category Capital Equipment

Priority 1-Existing Obligation (High)

Status Active

Total Cost \$29,000

Description																					
2006 Ford Taurus																					

Justification	
Used as a staff vehicle.	

Expenditures	2019	2020	2021	2022	2023	2024	2025	2026	2027	2028	Total
Furnishings/Equipment	29,000										29,000
Total	29,000										29,000

Funding Sources	2019	2020	2021	2022	2023	2024	2025	2026	2027	2028	Total
Fleet Vehicles	29,000										29,000
Total	29,000										29,000

**Capital Improvement Program
City of Ramsey, Minnesota**

2019 thru 2028

Department Capital Equipment

Project # BUILD-401

Contact

Project Name Replace 2005 Chevy Colorado

Type Eqpt Replacement

Useful Life 12

Category Capital Equipment

Priority 1-Existing Obligation (High)

Status Active

Total Cost \$22,500

Description
2005 CHEVY COLORADO
Acquired: 4/14/05 \$25,105.07
Asset # 2076

Justification
Replace current 2005 Chevy Colorado #401 with a like vehicle to serve the building inspection department.

Expenditures	2019	2020	2021	2022	2023	2024	2025	2026	2027	2028	Total
Furnishings/Equipment	22,500										22,500
Total	22,500										22,500
Funding Sources	2019	2020	2021	2022	2023	2024	2025	2026	2027	2028	Total
Equipment Revolving Fund	22,500										22,500
Total	22,500										22,500

Capital Improvement Program

2019 thru 2028

City of Ramsey, Minnesota

Department Capital Equipment

Project # BUILD-405

Contact

Project Name Replace 2006 Ford Taurus

Type Eqpt Replacement

Useful Life 12

Category Capital Equipment

Priority 1-Existing Obligation (High)

Status Active

Total Cost \$29,000

Description																				
2006 Ford Taurus replacement																				

Justification	
Staff is recommending replacing this unit with an electric vehicle.	

Expenditures	2019	2020	2021	2022	2023	2024	2025	2026	2027	2028	Total
Furnishings/Equipment	29,000										29,000
Total	29,000										29,000

Funding Sources	2019	2020	2021	2022	2023	2024	2025	2026	2027	2028	Total
Fleet Vehicles	29,000										29,000
Total	29,000										29,000

**Capital Improvement Program
City of Ramsey, Minnesota**

2019 thru 2028

Department Capital Equipment

Project # BUILD-406

Contact

Project Name Replace 2006 Ford Taurus

Type Eqpt Replacement

Useful Life 12

Category Capital Equipment

Priority 1-Existing Obligation (High)

Status Active

Total Cost \$27,000

Description																					
2006 Ford Taurus																					

Justification	
Replace current 2006 Ford Taurus #406 with a like vehicle to serve the Community Development Department.	

Expenditures	2019	2020	2021	2022	2023	2024	2025	2026	2027	2028	Total
Furnishings/Equipment	27,000										27,000
Total	27,000										27,000

Funding Sources	2019	2020	2021	2022	2023	2024	2025	2026	2027	2028	Total
Equipment Revolving Fund	27,000										27,000
Total	27,000										27,000

**Capital Improvement Program
City of Ramsey, Minnesota**

2019 thru 2028

Department Capital Equipment

Contact

Type Eqpt Replacement

Useful Life 25

Category Capital Equipment

Priority 3-Existing Obligation (Med)

Status Active

Total Cost \$213,000

Project #	FIRE-501
Project Name	Replace Tanker 11 (501)

Description
Replacement of 1994 General Fire Tanker with a 2022 model year
1994 Ford 3000 gallon tanker
20 year life
Date Acquired: 12/31/94

Justification
 Tanker 11 is one of two tankers that services the city. This tanker is located in Station #1 in the west portion of the city and will be 28 years old at time of replacement. The Fire Department attempts to keep tankers on a 25-year replacement cycle for the purpose of maintaining a reliable piece of equipment, limiting repair cost and providing new technology that benefits the firefighters in the form of efficiency and safety. Maintenance costs for this vehicle will begin to increase more rapidly with age. The fire department also benefits from modern equipment by attracting perspective firefighter applicants from Ramsey and the surrounding communities. The cost of the project includes replacement of equipment on the vehicle ensuring that equipment is replaced periodically.

Expenditures	2019	2020	2021	2022	2023	2024	2025	2026	2027	2028	Total
Furnishings/Equipment					213,000						213,000
Total					213,000						213,000
Funding Sources	2019	2020	2021	2022	2023	2024	2025	2026	2027	2028	Total
Equipment Revolving Fund					213,000						213,000
Total					213,000						213,000

**Capital Improvement Program
City of Ramsey, Minnesota**

2019 thru 2028

Department Capital Equipment

Contact

Type Eqpt Replacement

Useful Life 20

Category Capital Equipment

Priority 3-Existing Obligation (Med)

Status Active

Total Cost \$550,000

Project #	FIRE-502
Project Name	Replace Engine #21 (565)

Description	Replacement of 2007 Rosenbauer Fire Engine with a 2027 model year.										
--------------------	--	--	--	--	--	--	--	--	--	--	--

Justification	Engine 21 is one of two engines that service the city. This engine is located in Station #2 in the east portion of the City and will be 20 years old at time of replacement. The Fire Department attempts to keep engines on a 20-year replacement cycle for the purpose of maintaining a reliable piece of equipment, limiting repair costs and providing new technology that benefits the firefighters in the form of efficiency and safety. Maintenance costs for this vehicle will begin to increase more rapidly with age. The fire department also benefits from modern equipment by attracting perspective firefighter applicants from Ramsey and the surrounding communities. The cost of the project includes replacement of equipment and hose on the vehicle ensuring that equipment is replaced periodically.										
----------------------	---	--	--	--	--	--	--	--	--	--	--

Expenditures	2019	2020	2021	2022	2023	2024	2025	2026	2027	2028	Total
Furnishings/Equipment						275,000		275,000			550,000
Total						275,000		275,000			550,000
Funding Sources	2019	2020	2021	2022	2023	2024	2025	2026	2027	2028	Total
General Fund						275,000		275,000			550,000
Total						275,000		275,000			550,000

Capital Improvement Program

2019 thru 2028

City of Ramsey, Minnesota

Department Capital Equipment

Project # FIRE-503

Contact

Project Name Replace Engine 11 (556) - Payable over 2 years

Type Eqpt Replacement

Useful Life 20

Category Capital Equipment

Priority 3-Existing Obligation (Med)

Status Active

Total Cost \$526,000

Description

Replacement of 1999 Custom Fire Engine with a 2021 model year.

Justification

Engine 11 is one of two engines that services the city. This engine is located in Station #1 in the west portion of the city and will be 22 years old at time of replacement. The Fire Department attempts to keep engines on a 20-year replacement cycle for the purpose of maintaining a reliable piece of equipment, limiting repair cost and providing new technology that benefits the firefighters in the form of efficiency and safety. Maintenance costs for this vehicle will begin to increase more rapidly with age. The fire department also benefits from modern equipment by attracting prospective firefighter applicants from Ramsey and the surrounding communities. The cost of the project includes replacement of equipment and hose on the vehicle ensuring that equipment is replaced periodically.

	2019	2020	2021	2022	2023	2024	2025	2026	2027	2028	Total
Expenditures											
Furnishings/Equipment		275,000	251,000								526,000
Total		275,000	251,000								526,000
Funding Sources	2019	2020	2021	2022	2023	2024	2025	2026	2027	2028	Total
Equipment Revolving Fund		275,000									275,000
General Fund			251,000								251,000
Total		275,000	251,000								526,000

61

**Capital Improvement Program
City of Ramsey, Minnesota**

2019 thru 2028

Department Capital Equipment

Project # FIRE-505

Contact

Project Name Replace Grass 11 (562)

Type Eqpt Replacement

Useful Life 20

Category Capital Equipment

Priority 3-Existing Obligation (Med)

Status Active

Total Cost \$45,000

Description
Replacement of 2003 Ford F-350 Grass Vehicle with a 2023 Ford F-350.

Justification
Grass 11 is the primary response vehicle out of Station 1 for grass fires and is one of two grass fire response vehicles that service the City. The vehicle will be 20 years old at time of replacement. The Fire Dept attempts to keep the Grass vehicle on a 20 year replacement cycle for purposes of maintaining a reliable piece of equipment and limiting repair cost. Replacements are made on a regular systematic rotation based on mileage, maintenance and safety concerns in close consultation with the City Mechanic.

Expenditures	2019	2020	2021	2022	2023	2024	2025	2026	2027	2028	Total
Furnishings/Equipment						45,000					45,000
Total						45,000					45,000
Funding Sources	2019	2020	2021	2022	2023	2024	2025	2026	2027	2028	Total
General Fund						45,000					45,000
Total						45,000					45,000

**Capital Improvement Program
City of Ramsey, Minnesota**

2019 thru 2028

Department Capital Equipment

Contact

Type Eqpt Replacement

Useful Life 8

Category Capital Equipment

Priority 1-Existing Obligation (High)

Status Active

Total Cost \$45,000

Project #	FIRE-506
Project Name	Replace Fire Prevention Vehicle (566)

Description	Replacement of 2011 Ford F-150 Fire Prevention Vehicle with 2019 Chevrolet Tahoe.										
--------------------	---	--	--	--	--	--	--	--	--	--	--

Justification
The Fire Prevention vehicle is used daily for inspections and response to calls for service and is one of three first response vehicles that service the City. The vehicle will be 8 years old at time of replacement. The Fire Dept attempts to keep the Fire Prevention vehicle on an 8 year replacement cycle for purposes of maintaining a reliable piece of equipment and limiting repair costs. Replacements are made on a regular systematic rotation based on mileage, maintenance and safety concerns in close consultation with the City Mechanic.

	2019	2020	2021	2022	2023	2024	2025	2026	2027	2028	Total
Expenditures											
Furnishings/Equipment	45,000										45,000
Total	45,000										45,000
Funding Sources											
Equipment Revolving Fund	45,000										45,000
Total	45,000										45,000

Capital Improvement Program

2019 thru 2028

City of Ramsey, Minnesota

Department Capital Equipment

Project # FIRE-557

Contact

Project Name Replace Fire Rescue #21 (557)

Type Equipment

Useful Life 20

Category Capital Equipment

Priority 3-Existing Obligation (Med)

Status Active

Total Cost \$80,000

Description

Replacement of 2000 Ford F-450 Rescue Chassis with a 2025 Ford F-450.

Justification

Rescue 21 is the primary response vehicle out of Station 2 for personal injury accidents and medical calls and is one of two rescue response vehicles that service the city. The vehicle will be 25 years old at the time of replacement. The Fire Department attempts to keep the Rescue vehicles on a 20-year replacement cycle for the purpose of maintaining a reliable piece of equipment and limiting repair costs. Replacements are made on a regular systematic rotation based on mileage, maintenance and safety concerns in close consultation with the City Mechanic.

Expenditures	2019	2020	2021	2022	2023	2024	2025	2026	2027	2028	Total
Furnishings/Equipment							80,000				80,000
Total							80,000				80,000
Funding Sources	2019	2020	2021	2022	2023	2024	2025	2026	2027	2028	Total
General Fund							80,000				80,000
Total							80,000				80,000

Capital Improvement Program

2019 thru 2028

City of Ramsey, Minnesota

Department Capital Equipment

Project # FIRE-561

Project Name Replace, Boat, Motor, Trailer Rescue

Contact

Type Eqpt Replacement

Useful Life 25

Category Capital Equipment

Priority 3-Existing Obligation (Med)

Status Active

Total Cost \$10,000

Description																				
Mako SCBA Trailer																				
Date Acquired: 5/13/02																				
Justification																				

Expenditures	2019	2020	2021	2022	2023	2024	2025	2026	2027	2028	Total
Furnishings/Equipment										10,000	10,000
Total										10,000	10,000

Funding Sources	2019	2020	2021	2022	2023	2024	2025	2026	2027	2028	Total
General Fund										10,000	10,000
Total										10,000	10,000

Capital Improvement Program

2019 thru 2028

City of Ramsey, Minnesota

Department Capital Equipment

Project # FIRE-564

Contact

Project Name Replace Rescue 11 (559)

Type Eqpt Replacement

Useful Life 20 Years

Category Capital Equipment

Priority 3-Existing Obligation (Med)

Status Active

Total Cost \$80,000

Description

Replacement of 2004 Ford F-350 Grass Vehicle with 2024 F-350.

Justification

Rescue 11 is the primary response vehicle out of Station 1 for personal injury accidents and medical calls and is one of two response vehicles that service the City. The vehicle will be 20 years old at time of replacement. The Fire Dept attempts to keep the rescue vehicles on a 20 year replacement cycle for purposes of maintaining a reliable piece of equipment and limiting repair cost. Replacements are made on a regular systematic rotation based on mileage, maintenance and safety concerns in close consultation with the City Mechanic.

	2019	2020	2021	2022	2023	2024	2025	2026	2027	2028	Total
Expenditures						80,000					80,000
Furnishings/Equipment						80,000					80,000
Total						80,000					80,000
Funding Sources						80,000					80,000
General Fund						80,000					80,000
Total						80,000					80,000

Capital Improvement Program

2019 thru 2028

City of Ramsey, Minnesota

Department Capital Equipment

Project # FIRE-565
 Project Name Replacement Extrication Tools R-11

Contact

Type Equipment

Useful Life 15

Category Capital Equipment

Priority 3-Existing Obligation (Med)

Status Active

Total Cost \$50,000

Description
 Replacement of 2009 Extrication Equipment.

Justification
 Extrication tools are carried on each Rescue truck. These tools, also known as jaws of life, allow firefighters to extricate victims entrapped in a motor vehicle without further injury.

Expenditures	2019	2020	2021	2022	2023	2024	2025	2026	2027	2028	Total
Furnishings/Equipment				50,000							50,000
Total				50,000							50,000

Funding Sources	2019	2020	2021	2022	2023	2024	2025	2026	2027	2028	Total
General Fund				50,000							50,000
Total				50,000							50,000

Capital Improvement Program

2019 thru 2028

City of Ramsey, Minnesota

Department Capital Equipment

Project # FIRE-566A
 Project Name Replace Fire Prevention Vehicle #566

Contact

Type Equipment

Useful Life 7 Years

Category Capital Equipment

Priority 3-Existing Obligation (Med)

Status Active

Total Cost \$45,000

Description
 Replacement of 2019 Chevrolet Tahoe Fire Prevention vehicle with 2026 Chevrolet Tahoe.

Justification
 The Fire Prevention vehicle is used daily for inspections and response to calls for service and is one of three first response vehicles that service the city. The vehicle will be 7 years old at time of replacement. The Fire Dept attempts to keep the Fire prevention vehicle on a 7 year replacement cycle for the purpose of maintaining a reliable piece of equipment and limiting repair cost. Replacements are made on a regular systematic rotation based on mileage, maintenance and safety concerns in close consultation with the City Mechanic.

	2019	2020	2021	2022	2023	2024	2025	2026	2027	2028	Total
Expenditures											
Furnishings/Equipment								45,000			45,000
Total								45,000			45,000
Funding Sources											
General Fund								45,000			45,000
Total								45,000			45,000

Capital Improvement Program

2019 thru 2028

City of Ramsey, Minnesota

Department Capital Equipment

Contact
Type Equipment

Useful Life 15

Category Capital Equipment

Priority 1-Existing Obligation (High)

Status Active

Total Cost \$50,000

Project # FIRE-568
Project Name Replacement of Extrication Tools R-21

Description
Replacement of 2009 extrication equipment.

Justification
Extrication tools are carried on each Rescue truck. These tools, also known as jaws of life, allow firefighters to extricate victims entrapped in a motor vehicle without further injury.

Expenditures	2019	2020	2021	2022	2023	2024	2025	2026	2027	2028	Total
Furnishings/Equipment	50,000										50,000
Total	50,000										50,000

Funding Sources	2019	2020	2021	2022	2023	2024	2025	2026	2027	2028	Total
Equipment Revolving Fund	50,000										50,000
Total	50,000										50,000

Capital Improvement Program

2019 thru 2028

City of Ramsey, Minnesota

Department Capital Equipment

Project # FIRE-569A
 Project Name Replace Fire Chief Vehicle (569)

Contact

Type Equipment

Useful Life 7 Years

Category Capital Equipment

Priority 3-Existing Obligation (Med)

Status Active

Total Cost \$50,000

Description
 Replacement of 2017 Chevrolet Tahoe Fire Chief vehicle with 2024 Chevrolet Tahoe.

Justification
 The Fire Chief vehicle is the primary emergency vehicle during the weekday hours and is one of three fire response vehicles that service the city. This unit is also equipped to function as a mobile command post during emergency incidents. The vehicle will be 7 years old at the time of replacement. The Fire Department attempts to keep the Fire Chief vehicle on a 7-year replacement cycle for the purpose of maintaining a reliable piece of equipment and limiting repair costs. Replacements are made on a regular systematic rotation based on mileage, maintenance and safety concerns in close consultation with the City Mechanic.

Expenditures	2019	2020	2021	2022	2023	2024	2025	2026	2027	2028	Total
Furnishings/Equipment						50,000					50,000
Total						50,000					50,000
Funding Sources	2019	2020	2021	2022	2023	2024	2025	2026	2027	2028	Total
General Fund						50,000					50,000
Total						50,000					50,000

Capital Improvement Program

2019 thru 2028

City of Ramsey, Minnesota

Department Capital Equipment

Contact

Type Equipment

Useful Life 8

Category Capital Equipment

Priority 3-Existing Obligation (Med)

Status Active

Total Cost \$45,000

Project # FIRE-570A
 Project Name Replace Fire Duty Officer Vehicle (570)

Description
 Replacement of 2017 Ford F-150 Duty Officer vehicle with 2025 Ford Explorer.

Justification
 The Duty Officer truck is the primary emergency vehicle during the evening and weekend hours and is one of three fire response vehicles that service the city. The truck rotates between on-call officers and will be 8 years old at the time of replacement. The Fire Department attempts to keep the duty vehicles on a 8-year replacement cycle for the purpose of maintaining a reliable piece of equipment and limiting repair costs. Replacements are made on a regular systematic rotation based on mileage, maintenance and safety concerns in close consultation with the City Mechanic.

Expenditures	2019	2020	2021	2022	2023	2024	2025	2026	2027	2028	Total
Furnishings/Equipment							45,000				45,000
Total							45,000				45,000
Funding Sources	2019	2020	2021	2022	2023	2024	2025	2026	2027	2028	Total
General Fund							45,000				45,000
Total							45,000				45,000

2019 thru 2028

**Capital Improvement Program
City of Ramsey, Minnesota**

Department Capital Equipment

Contact

Project# FIRE-571

Type Equipment

Project Name Bullex Attack Training Prop

Useful Life 10

Category Capital Equipment

Priority 2-New Addition (High)

Status Active

Total Cost \$15,000

Description
Purchase of Attack Digital Fire Training System

Justification
The attack digital training system combines digital flames, sound and smoke to create a range of fire conditions that respond directly to hose line application. This training tool will allow fire training in any location where live fire isn't possible or practical.

Expenditures	2019	2020	2021	2022	2023	2024	2025	2026	2027	2028	Total
Furnishings/Equipment	15,000										15,000
Total	15,000										15,000

Funding Sources	2019	2020	2021	2022	2023	2024	2025	2026	2027	2028	Total
Equipment Revolving Fund	15,000										15,000
Total	15,000										15,000

**Capital Improvement Program
City of Ramsey, Minnesota**

2019 thru 2028

Department Capital Equipment

Contact

Type Equipment

Useful Life 10

Category Capital Equipment

Priority 1-Existing Obligation (High)

Status Active

Total Cost \$30,000

Project#	FIRE-572
Project Name	Replace Thermal Image Camera

Description	Replacement of 2006 Thermal Image Cameras with 2019.										
-------------	--	--	--	--	--	--	--	--	--	--	--

Justification	Thermal imaging cameras are devices that translate thermal energy (heat) into visible light in order to analyze a particular object or scene. Thermal imaging cameras, also called infrared cameras, detect the heat given off by an object or person. The Thermal Imaging Cameras will aid firefighters in operations at Hazmat incidents, downed/trapped victims, missing persons, electrical hotspots, overhaul and size up operations.										
---------------	--	--	--	--	--	--	--	--	--	--	--

Expenditures	2019	2020	2021	2022	2023	2024	2025	2026	2027	2028	Total
Furnishings/Equipment	30,000										30,000
Total	30,000										30,000
Funding Sources	2019	2020	2021	2022	2023	2024	2025	2026	2027	2028	Total
Equipment Revolving Fund	30,000										30,000
Total	30,000										30,000

Capital Improvement Program

2019 thru 2028

City of Ramsey, Minnesota

Department Capital Equipment

Contact

Type Eqpt Replacement

Useful Life 15

Category Capital Equipment

Priority 1-Existing Obligation (High)

Status Active

Total Cost \$20,000

Project#	FIRE-573
Project Name	Replace Training Room Tables/Chairs

Description	Replacement of 2001 Fire Training Room tables and chairs										
-------------	--	--	--	--	--	--	--	--	--	--	--

Justification	Current Fire Department Training Room tables and chairs have been repaired and patched together for continued use. Some have been discarded due to inability to be repaired. There is not enough quantity of tables and chairs to accommodate existing Fire staff on training days. The Fire Department's training room tables and chairs will be 19 years old at the time of replacement.										
---------------	--	--	--	--	--	--	--	--	--	--	--

Expenditures	2019	2020	2021	2022	2023	2024	2025	2026	2027	2028	Total
Furnishings/Equipment		20,000									20,000
Total		20,000									20,000

Funding Sources	2019	2020	2021	2022	2023	2024	2025	2026	2027	2028	Total
General Fund		20,000									20,000
Total		20,000									20,000

**Capital Improvement Program
City of Ramsey, Minnesota**

2019 thru 2028

Department Capital Equipment

Contact

Type Eqpt Replacement

Useful Life 5 Years

Category Capital Equipment

Priority 3-Existing Obligation (Med)

Status Active

Total Cost \$20,000

**Project# FIRE-574
Project Name Replace 2016 Fire Emer Vehicle Mobile Computers**

Description
Replacement of 2016 Fire Emergency Vehicle mobile computers.

Justification
Computer hardware, software and wireless connectivity is needed for the effective response of Public Safety when responding to and managing emergency incidents. The Fire Department's emergency vehicle mobile computers will be 5 years old at the time of replacement.

Expenditures	2019	2020	2021	2022	2023	2024	2025	2026	2027	2028	Total
Furnishings/Equipment			20,000								20,000
Total			20,000								20,000

Funding Sources	2019	2020	2021	2022	2023	2024	2025	2026	2027	2028	Total
General Fund			20,000								20,000
Total			20,000								20,000

2019 thru 2028

**Capital Improvement Program
City of Ramsey, Minnesota**

Department Capital Equipment
Contact
Type Eqpt Replacement
Useful Life 20
Category Capital Equipment
Priority 3-Existing Obligation (Med)
Status Active

Project# FIRE-575
Project Name Replace 2007 Fire Engine 21: Unit #565

Total Cost \$550,000

Description
Replacement of 2007 Rosenbauer Fire Engine 21: Unit #565

Justification
Engine 21 is one of two engines that service the City. This engine is located in Station 2 in the east portion of the city and will be 20 years old at time of replacement. The Fire Department attempts to keep engines on a 20-year replacement cycle for the purpose of maintaining a reliable piece of equipment, limiting repair cost and providing new technology that benefits the firefighters in the form of efficiency and safety. Maintenance costs for this vehicle will begin to increase more rapidly with age. The fire department also benefits from modern equipment by attracting perspective firefighter applicants from Ramsey and surrounding communities. The cost of the project includes replacement of equipment and hose on the vehicle ensuring that equipment is replaced periodically.

	2019	2020	2021	2022	2023	2024	2025	2026	2027	2028	Total
Expenditures								275,000	275,000		550,000
Furnishings/Equipment								275,000	275,000		550,000
Total								275,000	275,000		550,000
Funding Sources								275,000	275,000		550,000
General Fund								275,000	275,000		550,000
Total								275,000	275,000		550,000

Capital Improvement Program

2019 thru 2028

City of Ramsey, Minnesota

Department Capital Equipment

Project # POL-332

Contact

Project Name 2018 Chev Tahoe to Replace 2013 Chev Tahoe #332

Type Eqpt Replacement

Useful Life 3

Category Capital Equipment

Priority 1-Existing Obligation (High)

Status Active

Total Cost \$40,500

Description	2019	2020	2021	2022	2023	2024	2025	2026	2027	2028	Total
Replace 2013 Chevrolet Tahoe 4x4 patrol vehicle #332											

Justification	2019	2020	2021	2022	2023	2024	2025	2026	2027	2028	Total
Maintain vehicle rotation schedule											

Expenditures	2019	2020	2021	2022	2023	2024	2025	2026	2027	2028	Total
Furnishings/Equipment	40,500										40,500
Total	40,500										40,500

Funding Sources	2019	2020	2021	2022	2023	2024	2025	2026	2027	2028	Total
Equipment Revolving Fund	40,500										40,500
Total	40,500										40,500

Capital Improvement Program

2019 thru 2028

City of Ramsey, Minnesota

Department Capital Equipment

Contact

Project # POL-334

Type Equipment

Project Name 2021 Chev Impala Replace 2013 Chev Malibu #334

Useful Life 7 Years

Category Capital Equipment

Priority 3-Existing Obligation (Med)

Status Active

Total Cost \$31,500

Description
Replace 2013 Chevrolet Impala Captain Squad #334

Justification
Maintain vehicle rotation schedule.

Expenditures	2019	2020	2021	2022	2023	2024	2025	2026	2027	2028	Total
Furnishings/Equipment			31,500								31,500
Total			31,500								31,500

Funding Sources	2019	2020	2021	2022	2023	2024	2025	2026	2027	2028	Total
General Fund			31,500								31,500
Total			31,500								31,500

Handwritten initials or mark.

2019 thru 2028

Capital Improvement Program

City of Ramsey, Minnesota

Department Capital Equipment

Contact

Project# POL-335

Type Equipment

Project Name 2021 Ford Explorer Replace 2016 Ford Explorer #351

Useful Life 3

Category Capital Equipment

Priority 3-Existing Obligation (Med)

Status Active

Total Cost \$33,000

Description
Replace 2016 Ford Explorer Patrol/CSO Reserve Officer Squad #351

Justification
Maintain Vehicle rotation schedule

Expenditures	2019	2020	2021	2022	2023	2024	2025	2026	2027	2028	Total
Furnishings/Equipment			33,000								33,000
Total			33,000								33,000

Funding Sources	2019	2020	2021	2022	2023	2024	2025	2026	2027	2028	Total
General Fund			33,000								33,000
Total			33,000								33,000

2019 thru 2028

**Capital Improvement Program
City of Ramsey, Minnesota**

Department Capital Equipment

Contact

Type Eqpt Replacement

Useful Life 3

Category Capital Equipment

Priority 1-Existing Obligation (High)

Status Active

Total Cost \$30,500

Project# POL-342
Project Name 2019 Chev Caprice to Replac 2014 Chev Caprice #342

Description	2019	2020	2021	2022	2023	2024	2025	2026	2027	2028	Total
Replace 2014 Chevrolet Caprice patrol squad #342											
Justification											
Maintain vehicle rotation schedule											

Expenditures	2019	2020	2021	2022	2023	2024	2025	2026	2027	2028	Total
Furnishings/Equipment	30,500										30,500
Total	30,500										30,500

Funding Sources	2019	2020	2021	2022	2023	2024	2025	2026	2027	2028	Total
Equipment Revolving Fund	30,500										30,500
Total	30,500										30,500

**Capital Improvement Program
City of Ramsey, Minnesota**

2019 thru 2028

Department Capital Equipment

Contact

Type Eqpt Replacement

Useful Life 3

Category Capital Equipment

Priority 1-Existing Obligation (High)

Status Active

Total Cost \$41,000

Project # POL-343
Project Name 2019 Chev Tahoe to Replace Chev Tahoe #343

Description	2019	2020	2021	2022	2023	2024	2025	2026	2027	2028	Total
Replace 2015 Chevrolet Tahoe 2WD patrol vehicle #343											

Justification	2019	2020	2021	2022	2023	2024	2025	2026	2027	2028	Total
Maintain vehicle rotation schedule											

Expenditures	2019	2020	2021	2022	2023	2024	2025	2026	2027	2028	Total
Furnishings/Equipment		41,000									41,000
Total		41,000									41,000

Funding Sources	2019	2020	2021	2022	2023	2024	2025	2026	2027	2028	Total
General Fund		41,000									41,000
Total		41,000									41,000

**Capital Improvement Program
City of Ramsey, Minnesota**

2019 thru 2028

Department Capital Equipment

Contact

Project # POL-359

Project Name 2020 Ford Explorer Replace 2005 F150 #359

Type Equipment

Useful Life 3

Category Capital Equipment

Priority 3-Existing Obligation (Med)

Status Active

Total Cost \$37,000

Description
Replace 2005 Ford F150 Pickup Truck - Squad #359

Justification
Maintain vehicle rotation schedule.

Expenditures	2019	2020	2021	2022	2023	2024	2025	2026	2027	2028	Total
Furnishings/Equipment			37,000								37,000
Total			37,000								37,000

Funding Sources	2019	2020	2021	2022	2023	2024	2025	2026	2027	2028	Total
General Fund			37,000								37,000
Total			37,000								37,000

2019 thru 2028

Capital Improvement Program
 City of Ramsey, Minnesota

Department Capital Equipment

Contact

Project # POL-366

Type Equipment

Project Name 2022 Ford Taurus Replace 2018 Ford Taurus #383

Useful Life 3

Category Capital Equipment

Priority 3-Existing Obligation (Med)

Status Active

Total Cost \$33,000

Description
 Replace 2018 Chevrolet Caprice Patrol Squad #3XX

Justification
 Maintain vehicle rotation schedule.

Expenditures	2019	2020	2021	2022	2023	2024	2025	2026	2027	2028	Total
Furnishings/Equipment				33,000							33,000
Total				33,000							33,000

Funding Sources	2019	2020	2021	2022	2023	2024	2025	2026	2027	2028	Total
General Fund				33,000							33,000
Total				33,000							33,000

**Capital Improvement Program
City of Ramsey, Minnesota**

2019 thru 2028

Department Capital Equipment

Contact

Type Equipment

Useful Life 3

Category Capital Equipment

Priority 3-Existing Obligation (Med)

Status Active

Total Cost \$33,000

Project # POL-367
Project Name 2022 Ford Taurus Replace 2018 Ford Taurus #384

Description
Replace 2018 Chevrolet Tahoe Patrol Squad #3XXX

Justification
Maintain vehicle rotation schedule

Expenditures	2019	2020	2021	2022	2023	2024	2025	2026	2027	2028	Total
Furnishings/Equipment				33,000							33,000
Total				33,000							33,000

Funding Sources	2019	2020	2021	2022	2023	2024	2025	2026	2027	2028	Total
General Fund				33,000							33,000
Total				33,000							33,000

**Capital Improvement Program
City of Ramsey, Minnesota**

2019 thru 2028

Department Capital Equipment

Contact

Type Equipment

Useful Life 3

Category Capital Equipment

Priority 3-Existing Obligation (Med)

Status Active

Project # POL-368
Project Name 2022 Ford Explorer Relace 2018 Ford Explorer #372

Total Cost \$33,500

Description
Replace 2018 Ford Explorer Patrol Squad #3XX

Justification
Maintain vehicle rotation schedule.

Expenditures	2019	2020	2021	2022	2023	2024	2025	2026	2027	2028	Total
Furnishings/Equipment				33,500							33,500
Total				33,500							33,500

Funding Sources	2019	2020	2021	2022	2023	2024	2025	2026	2027	2028	Total
General Fund				33,500							33,500
Total				33,500							33,500

Capital Improvement Program

2019 thru 2028

City of Ramsey, Minnesota

Department Capital Equipment

Project # POL-369
 Project Name 2022 Chev Tahoe Replace 2018 Chev Tahoe #373

Contact
 Type Equipment
 Useful Life 3

Category Capital Equipment

Priority 3-Existing Obligation (Med)

Status Active

Total Cost \$42,000

Description
 Replace 2018 Chevrolet Tahoe Patrol Squad #3XX

Justification
 Maintain vehicle rotation schedule

Expenditures	2019	2020	2021	2022	2023	2024	2025	2026	2027	2028	Total
Furnishings/Equipment				42,000							42,000
Total				42,000							42,000

Funding Sources	2019	2020	2021	2022	2023	2024	2025	2026	2027	2028	Total
General Fund				42,000							42,000
Total				42,000							42,000

Capital Improvement Program

2019 thru 2028

City of Ramsey, Minnesota

Department Capital Equipment

Contact

Type Equipment

Useful Life 3

Category Capital Equipment

Priority 3-Existing Obligation (Med)

Status Active

Total Cost \$39,000

Project # POL-370
 Project Name 2022 Ford Explorer Replace 2017 Ford Explorer #363

Description
 Replace 2016 Ford Explorer Patrol Squad #363

Justification
 Maintain vehicle rotation schedule

Expenditures	2019	2020	2021	2022	2023	2024	2025	2026	2027	2028	Total
Furnishings/Equipment							39,000				39,000
Total							39,000				39,000

Funding Sources	2019	2020	2021	2022	2023	2024	2025	2026	2027	2028	Total
General Fund							39,000				39,000
Total							39,000				39,000

**Capital Improvement Program
City of Ramsey, Minnesota**

2019 thru 2028

Department Capital Equipment

Contact

Project # POL-372

Project Name 2020 Chev Tahoe Replace 2016 Chev Tahoe #361

Type Eqpt Replacement

Useful Life 3

Category Capital Equipment

Priority 1-Existing Obligation (High)

Status Active

Total Cost \$41,000

Description																					
Replace 2016 Chevrolet Tahoe 4x4 patrol vehicle #361																					

Justification																					
Maintain vehicle rotation schedule																					

Expenditures	2019	2020	2021	2022	2023	2024	2025	2026	2027	2028	Total
Furnishings/Equipment		41,000									41,000
Total		41,000									41,000

Funding Sources	2019	2020	2021	2022	2023	2024	2025	2026	2027	2028	Total
General Fund		41,000									41,000
Total		41,000									41,000

**Capital Improvement Program
City of Ramsey, Minnesota**

2019 thru 2028

Department Capital Equipment

Project # POL-376

Contact

Project Name 2019 Chev Impala to Replace 2007 Lincoln #376

Type Eqpt Replacement

Useful Life 3

Category Capital Equipment

Priority 1-Existing Obligation (High)

Status Active

Total Cost \$33,000

Description										
Replace 2007 Lincoln MKZ (Unmarked) squad 376										

Justification										
Maintain vehicle rotation schedule										

Expenditures	2019	2020	2021	2022	2023	2024	2025	2026	2027	2028	Total
Furnishings/Equipment		33,000									33,000
Total		33,000									33,000

Funding Sources	2019	2020	2021	2022	2023	2024	2025	2026	2027	2028	Total
General Fund		33,000									33,000
Total		33,000									33,000

Capital Improvement Program

2019 thru 2028

City of Ramsey, Minnesota

Department Capital Equipment

Project # POL-377

Contact

Project Name 2023 Ford Explorer Replace 2019 Ford Explorer #3XX

Type Equipment

Useful Life 3

Category Capital Equipment

Priority 3-Existing Obligation (Med)

Status Active

Total Cost \$34,000

Description																				
Replace 2019 Ford Explorer Patrol Squad #3XX																				

Justification	
Maintain vehicle rotation schedule	

Expenditures	2019	2020	2021	2022	2023	2024	2025	2026	2027	2028	Total
Furnishings/Equipment					34,000						34,000
Total					34,000						34,000

Funding Sources	2019	2020	2021	2022	2023	2024	2025	2026	2027	2028	Total
General Fund					34,000						34,000
Total					34,000						34,000

Capital Improvement Program

2019 thru 2028

City of Ramsey, Minnesota

Department Capital Equipment

Project # POL-378

Contact

Project Name 2023 Chev Tahoe Replace 2019 Chev Tahoe #3XXX

Type Equipment

Useful Life 3

Category Capital Equipment

Priority 3-Existing Obligation (Med)

Status Active

Total Cost \$42,500

Description

Replace 2019 Chevrolet Tahoe Patrol Squad #3XXX

Justification

Maintain vehicle rotation schedule

Expenditures	2019	2020	2021	2022	2023	2024	2025	2026	2027	2028	Total
Furnishings/Equipment					42,500						42,500
Total					42,500						42,500

Funding Sources	2019	2020	2021	2022	2023	2024	2025	2026	2027	2028	Total
General Fund					42,500						42,500
Total					42,500						42,500

Capital Improvement Program

2019 thru 2028

City of Ramsey, Minnesota

Department Capital Equipment

Project# POL-379

Contact

Project Name 2023 Chev Tahoe Replace 2019 Chev Tahoe #3XX

Type Eqpt Replacement

Useful Life 3

Category Capital Equipment

Priority 3-Existing Obligation (Med)

Status Active

Total Cost \$42,500

Description	2019	2020	2021	2022	2023	2024	2025	2026	2027	2028	Total
Replace 2019 Chevrolet Tahoe Patrol Squad #3XX											

Justification	2019	2020	2021	2022	2023	2024	2025	2026	2027	2028	Total
Maintain vehicle rotation schedule					42,500						42,500
Total					42,500						42,500

Expenditures	2019	2020	2021	2022	2023	2024	2025	2026	2027	2028	Total
Furnishings/Equipment					42,500						42,500
Total					42,500						42,500

Funding Sources	2019	2020	2021	2022	2023	2024	2025	2026	2027	2028	Total
General Fund					42,500						42,500
Total					42,500						42,500

**Capital Improvement Program
City of Ramsey, Minnesota**

2019 thru 2028

Department Capital Equipment

Contact

Type Equipment

Useful Life 3

Category Capital Equipment

Priority 3-Existing Obligation (Med)

Status Active

Total Cost \$43,000

Project # POL-380
Project Name 2024 Tahoe Replace 2020 Tahoe#3XXX

Description
Replace 2020 Tahoe Patrol Squad #3XXX

Justification
Maintain vehicle rotation schedule

Expenditures	2019	2020	2021	2022	2023	2024	2025	2026	2027	2028	Total
Furnishings/Equipment						43,000					43,000
Total						43,000					43,000

Funding Sources	2019	2020	2021	2022	2023	2024	2025	2026	2027	2028	Total
General Fund						43,000					43,000
Total						43,000					43,000

Capital Improvement Program

2019 thru 2028

City of Ramsey, Minnesota

Department Capital Equipment

Project # POL-381

Contact

Project Name 2024 Chev Tahoe Replace 2020 Chev Tahoe #3XX

Type Equipment

Useful Life 3

Category Capital Equipment

Priority 3-Existing Obligation (Med)

Status Active

Total Cost \$41,000

Description	2019	2020	2021	2022	2023	2024	2025	2026	2027	2028	Total
Replace 2020 Chevrolet Tahoe Patrol Squad #3XX						41,000					41,000
Justification						41,000					41,000
Maintain vehicle rotation schedule											

Expenditures	2019	2020	2021	2022	2023	2024	2025	2026	2027	2028	Total
Furnishings/Equipment						41,000					41,000
Total						41,000					41,000

Funding Sources	2019	2020	2021	2022	2023	2024	2025	2026	2027	2028	Total
General Fund						41,000					41,000
Total						41,000					41,000

Capital Improvement Program

2019 thru 2028

City of Ramsey, Minnesota

Department Capital Equipment

Project# POL-382

Contact

Project Name 2024 Chev Impala Replace 2016 Chev Impala #366

Type Equipment

Useful Life 3

Category Capital Equipment

Priority 3-Existing Obligation (Med)

Status Active

Total Cost \$35,000

Description	2019	2020	2021	2022	2023	2024	2025	2026	2027	2028	Total
Replace 2016 Chevrolet Impala Investigator Squad #366											

Justification	2019	2020	2021	2022	2023	2024	2025	2026	2027	2028	Total
Maintain Vehicle maintenance schedule											

Expenditures	2019	2020	2021	2022	2023	2024	2025	2026	2027	2028	Total
Furnishings/Equipment						35,000					35,000
Total						35,000					35,000

Funding Sources	2019	2020	2021	2022	2023	2024	2025	2026	2027	2028	Total
General Fund						35,000					35,000
Total						35,000					35,000

Capital Improvement Program

2019 thru 2028

City of Ramsey, Minnesota

Department Capital Equipment

Project # POL-383

Contact

Project Name 2025 Ford Explorer Replace 2021 Ford Explorer #3XX

Type Equipment

Useful Life 3

Category Capital Equipment

Priority 3-Existing Obligation (Med)

Status Active

Total Cost \$35,000

Description	2019	2020	2021	2022	2023	2024	2025	2026	2027	2028	Total
Replace 2021 Ford Explorer Patrol Squad #3XX											

Justification	2019	2020	2021	2022	2023	2024	2025	2026	2027	2028	Total
Maintain vehicle rotation schedule											

Expenditures	2019	2020	2021	2022	2023	2024	2025	2026	2027	2028	Total
Furnishings/Equipment							35,000				35,000
Total							35,000				35,000

Funding Sources	2019	2020	2021	2022	2023	2024	2025	2026	2027	2028	Total
General Fund							35,000				35,000
Total							35,000				35,000

**Capital Improvement Program
City of Ramsey, Minnesota**

2019 thru 2028

Department Capital Equipment

Project# POL-384

Contact

Project Name 2025 Chevy Caprice Replace 2021 Chevy Caprice #3XX

Type Equipment

Useful Life 3

Category Capital Equipment

Priority 3-Existing Obligation (Med)

Status Active

Total Cost \$33,500

Description	2019	2020	2021	2022	2023	2024	2025	2026	2027	2028	Total
Replace 2021 Chev Caprice Patrol Squad #3XX											

Justification	2019	2020	2021	2022	2023	2024	2025	2026	2027	2028	Total
Maintain vehicle rotation schedule											

Expenditures	2019	2020	2021	2022	2023	2024	2025	2026	2027	2028	Total
Furnishings/Equipment							33,500				33,500
Total							33,500				33,500

Funding Sources	2019	2020	2021	2022	2023	2024	2025	2026	2027	2028	Total
General Fund							33,500				33,500
Total							33,500				33,500

Capital Improvement Program

2019 thru 2028

City of Ramsey, Minnesota

Department Capital Equipment

Project # POL-385

Contact

Project Name 2025 Chevy Impala Replace 2017 Chev Impala #377

Type Equipment

Useful Life 3

Category Capital Equipment

Priority 3-Existing Obligation (Med)

Status Active

Total Cost \$33,500

Description																				
Replace 2017 Chevy Impala #377																				

Justification																				
Maintain vehicle rotation schedule																				

Expenditures	2019	2020	2021	2022	2023	2024	2025	2026	2027	2028	Total
Furnishings/Equipment							33,500				33,500
Total							33,500				33,500

Funding Sources	2019	2020	2021	2022	2023	2024	2025	2026	2027	2028	Total
General Fund							33,500				33,500
Total							33,500				33,500

Capital Improvement Program

2019 thru 2028

City of Ramsey, Minnesota

Department Capital Equipment

Project # POL-388

Contact

Project Name Replace 2004 Polaris ATV with Plow

Type Equipment

Useful Life 5 Years

Category Capital Equipment

Priority 3-Existing Obligation (Med)

Status Active

Total Cost \$11,000

Description
Replacement of 2004 Polaris ATV with plow. Will be used to plow Municipal Center as well.

Justification
End of useful life.

Expenditures	2019	2020	2021	2022	2023	2024	2025	2026	2027	2028	Total
Furnishings/Equipment									11,000		11,000
Total									11,000		11,000

Funding Sources	2019	2020	2021	2022	2023	2024	2025	2026	2027	2028	Total
General Fund									11,000		11,000
Total									11,000		11,000

**Capital Improvement Program
City of Ramsey, Minnesota**

2019 thru 2028

Department Capital Equipment

Project # POL-390

Contact

Project Name 2026 Ford Explorer Replace 2022 Ford Explorer #3XX

Type Equipment

Useful Life 3

Category Capital Equipment

Priority 3-Existing Obligation (Med)

Status Active

Total Cost \$35,500

Description
Replace 2022 Ford Explorer Patrol Squad #3XX

Justification
Maintain vehicle rotation schedule

Expenditures	2019	2020	2021	2022	2023	2024	2025	2026	2027	2028	Total
Furnishings/Equipment								35,500			35,500
Total								35,500			35,500

Funding Sources	2019	2020	2021	2022	2023	2024	2025	2026	2027	2028	Total
General Fund								35,500			35,500
Total								35,500			35,500

**Capital Improvement Program
City of Ramsey, Minnesota**

2019 thru 2028

Department Capital Equipment

Project # POL-391

Contact

Project Name 2026 Chev Tahoe Replace 2022 Chev Tahoe #3XX

Type Equipment

Useful Life 3

Category Capital Equipment

Priority 3-Existing Obligation (Med)

Status Active

Total Cost \$44,000

Description	2019	2020	2021	2022	2023	2024	2025	2026	2027	2028	Total
Replace 2022 Chevrolet Tahoe Patrol Squad #3XX											

Justification	2019	2020	2021	2022	2023	2024	2025	2026	2027	2028	Total
Maintain vehicle rotation schedule											

Expenditures	2019	2020	2021	2022	2023	2024	2025	2026	2027	2028	Total
Furnishings/Equipment								44,000			44,000
Total								44,000			44,000

Funding Sources	2019	2020	2021	2022	2023	2024	2025	2026	2027	2028	Total
General Fund								44,000			44,000
Total								44,000			44,000

**Capital Improvement Program
City of Ramsey, Minnesota**

2019 thru 2028

Department Capital Equipment

Project # POL-392

Contact

Project Name 2026 Chev Caprice Replace 2022 Chev Caprice #3XX

Type Equipment

Useful Life 3

Category Capital Equipment

Priority 3-Existing Obligation (Med)

Status Active

Total Cost \$34,000

Description	2019	2020	2021	2022	2023	2024	2025	2026	2027	2028	Total
Replace 2022 Chevrolet Caprice Patrol Squad #3XX											

Justification	2019	2020	2021	2022	2023	2024	2025	2026	2027	2028	Total
Maintain vehicle rotation schedule											

Expenditures	2019	2020	2021	2022	2023	2024	2025	2026	2027	2028	Total
Furnishings/Equipment								34,000			34,000
Total								34,000			34,000

Funding Sources	2019	2020	2021	2022	2023	2024	2025	2026	2027	2028	Total
General Fund								34,000			34,000
Total								34,000			34,000

Capital Improvement Program

2019 thru 2028

City of Ramsey, Minnesota

Department Capital Equipment

Project # POL-393

Contact

Project Name 2027 Chev Tahoe Replace 2023 Chev Tahoe #3XX

Type Equipment

Useful Life 3

Category Capital Equipment

Priority 3-Existing Obligation (Med)

Status Active

Total Cost \$44,500

Description	2019	2020	2021	2022	2023	2024	2025	2026	2027	2028	Total
Replace 2023 Chevrolet Tahoe Patrol Squad #3XX											

Justification	2019	2020	2021	2022	2023	2024	2025	2026	2027	2028	Total
Maintain vehicle rotation schedule											

Expenditures	2019	2020	2021	2022	2023	2024	2025	2026	2027	2028	Total
Furnishings/Equipment									44,500		44,500
Total									44,500		44,500

Funding Sources	2019	2020	2021	2022	2023	2024	2025	2026	2027	2028	Total
General Fund									44,500		44,500
Total									44,500		44,500

Capital Improvement Program

2019 thru 2028

City of Ramsey, Minnesota

Department Capital Equipment

Project # POL-394

Contact

Project Name 2027 Chev Tahoe Replace 2023 Chev Tahoe #3XX

Type Equipment

Useful Life 3

Category Capital Equipment

Priority 3-Existing Obligation (Med)

Status Active

Total Cost \$44,500

Description	2019	2020	2021	2022	2023	2024	2025	2026	2027	2028	Total
Replace 2023 Chevrolet Tahoe Patrol Squad #3XX											

Justification	2019	2020	2021	2022	2023	2024	2025	2026	2027	2028	Total
Maintain vehicle rotation schedule											

Expenditures	2019	2020	2021	2022	2023	2024	2025	2026	2027	2028	Total
Furnishings/Equipment									44,500		44,500
Total									44,500		44,500

Funding Sources	2019	2020	2021	2022	2023	2024	2025	2026	2027	2028	Total
General Fund									44,500		44,500
Total									44,500		44,500

**Capital Improvement Program
City of Ramsey, Minnesota**

2019 thru 2028

Department Capital Equipment

Project # POL-395
Project Name 2027 Ford Utility SUV Replace 2023 Ford Utili #3XX

Contact
Type Equipment
Useful Life 3

Category Capital Equipment
Priority 3-Existing Obligation (Med)

Status Active

Total Cost \$36,000

Description
Replace 2023 Ford Utility SUV Patrol Squad #3XX

Justification
Maintain vehicle rotation schedule

Expenditures	2019	2020	2021	2022	2023	2024	2025	2026	2027	2028	Total
Furnishings/Equipment									36,000		36,000
Total									36,000		36,000

Funding Sources	2019	2020	2021	2022	2023	2024	2025	2026	2027	2028	Total
General Fund									36,000		36,000
Total									36,000		36,000

Capital Improvement Program

2019 thru 2028

City of Ramsey, Minnesota

Department Capital Equipment

Project # POL-396

Contact

Project Name 2024 Acadia Replaces 2016 Acadia #367

Type Equipment

Useful Life 3

Category Capital Equipment

Priority 3-Existing Obligation (Med)

Status Active

Total Cost \$35,000

Description	2019	2020	2021	2022	2023	2024	2025	2026	2027	2028	Total
Replace 2016 GMC Acadia (unmarked) Unite #367											

Justification	2019	2020	2021	2022	2023	2024	2025	2026	2027	2028	Total
Maintain vehicle rotation schedule											

Expenditures	2019	2020	2021	2022	2023	2024	2025	2026	2027	2028	Total
Furnishings/Equipment						35,000					35,000
Total						35,000					35,000

Funding Sources	2019	2020	2021	2022	2023	2024	2025	2026	2027	2028	Total
General Fund						35,000					35,000
Total						35,000					35,000

Capital Improvement Program

2019 thru 2028

City of Ramsey, Minnesota

Department Capital Equipment

Project # POL-397
 Project Name 2026 Chevy Caprice Replace 2022 Chevy Caprice

Contact

Type Equipment

Useful Life 3

Category Capital Equipment

Priority 3-Existing Obligation (Med)

Status Active

Total Cost \$34,000

Description
 Replace 2022 Chevy Caprice patrol vehicle

Justification
 Maintain vehicle rotation schedule

Expenditures	2019	2020	2021	2022	2023	2024	2025	2026	2027	2028	Total
Furnishings/Equipment								34,000			34,000
Total								34,000			34,000

Funding Sources	2019	2020	2021	2022	2023	2024	2025	2026	2027	2028	Total
General Fund								34,000			34,000
Total								34,000			34,000

**Capital Improvement Program
City of Ramsey, Minnesota**

2019 thru 2028

Department Capital Equipment

Project # POL-398
Project Name 2028 Chevy Tahoe Replace 2024 Chevy Tahoe

Contact
Type Equipment
Useful Life 3

Category Capital Equipment
Priority 3-Existing Obligation (Med)
Status Active

Total Cost \$45,000

Description
Replace 2024 Chevy Tahoe patrol vehicle

Justification
Maintain vehicle rotation schedule.

Expenditures	2019	2020	2021	2022	2023	2024	2025	2026	2027	2028	Total
Furnishings/Equipment										45,000	45,000
Total										45,000	45,000

Funding Sources	2019	2020	2021	2022	2023	2024	2025	2026	2027	2028	Total
General Fund										45,000	45,000
Total										45,000	45,000

**Capital Improvement Program
City of Ramsey, Minnesota**

2019 thru 2028

Department Capital Equipment

Project # POL-399
Project Name 2028 Ford Utility Replace 2024 Ford Utility

Contact
Type Equipment
Useful Life 3

Category Capital Equipment

Priority 3-Existing Obligation (Med)

Status Active

Total Cost \$32,000

Description
Replace 2024 Ford Utility SUV patrol vehicle.

Justification
Maintain vehicle schedule

Expenditures	2019	2020	2021	2022	2023	2024	2025	2026	2027	2028	Total
Furnishings/Equipment										32,000	32,000
Total										32,000	32,000

Funding Sources	2019	2020	2021	2022	2023	2024	2025	2026	2027	2028	Total
General Fund										32,000	32,000
Total										32,000	32,000

**Capital Improvement Program
City of Ramsey, Minnesota**

2019 thru 2028

Department Capital Equipment

Project # PW-002
Project Name Replace 2004 Tree Spade

Contact

Type Eqpt Replacement

Useful Life 15

Category Capital Equipment

Priority 3-Existing Obligation (Med)

Status Active

Total Cost \$52,000

Description
65 inch tree space

Justification
This piece of equipment is used to transplant trees in parks and other city owned land. Requires a front-end loader to attach to.

Expenditures	2019	2020	2021	2022	2023	2024	2025	2026	2027	2028	Total
Furnishings/Equipment					52,000						52,000
Total					52,000						52,000
Funding Sources	2019	2020	2021	2022	2023	2024	2025	2026	2027	2028	Total
General Fund					52,000						52,000
Total					52,000						52,000

Capital Improvement Program

2019 thru 2028

City of Ramsey, Minnesota

Department Capital Equipment

Project # PW-004
 Project Name Replace 2004 Pull Behind PTO Mower

Contact

Type Eqpt Replacement

Useful Life 10

Category Capital Equipment

Priority 3-Existing Obligation (Med)

Status Active

Total Cost \$28,000

Description
Landpride wide area mower

Justification
 This mower is used by the Public Works department when rough mowing large open areas including right-of-way and undeveloped city-owned land.

Expenditures	2019	2020	2021	2022	2023	2024	2025	2026	2027	2028	Total
Furnishings/Equipment									28,000		28,000
Total									28,000		28,000

Funding Sources	2019	2020	2021	2022	2023	2024	2025	2026	2027	2028	Total
General Fund									28,000		28,000
Total									28,000		28,000

2019 thru 2028

**Capital Improvement Program
City of Ramsey, Minnesota**

Department Capital Equipment
 Contact
 Type Eqpt Replacement
 Useful Life 15
 Category Capital Equipment
 Priority 3-Existing Obligation (Med)
 Status Active

Project# PW-005
 Project Name Replace 2004 Snow Thrower

Total Cost \$130,000

Description	2019	2020	2021	2022	2023	2024	2025	2026	2027	2028	Total
2004 SnoGo snow thrower											
Justification	This unit is used to load snow from city streets into trucks. Also used to remove large drifts in open areas.										

Expenditures	2019	2020	2021	2022	2023	2024	2025	2026	2027	2028	Total
Furnishings/Equipment							130,000				130,000
Total							130,000				130,000

Funding Sources	2019	2020	2021	2022	2023	2024	2025	2026	2027	2028	Total
General Fund							130,000				130,000
Total							130,000				130,000

2019 thru 2028

Capital Improvement Program

City of Ramsey, Minnesota

Department Capital Equipment
Contact

Type Eqpt Replacement
Useful Life 20 Years

Category Capital Equipment
Priority 3-Existing Obligation (Med)

Status Active

Project # PW-006
Project Name Replace 2004 Mobile Generator

Total Cost \$164,000

Description	2019	2020	2021	2022	2023	2024	2025	2026	2027	2028	Total
2004 portable generator											
Justification	This tow behind unit powers our sanitary lift stations during power outages.										

Expenditures	2019	2020	2021	2022	2023	2024	2025	2026	2027	2028	Total
Furnishings/Equipment						164,000					164,000
Total						164,000					164,000

Funding Sources	2019	2020	2021	2022	2023	2024	2025	2026	2027	2028	Total
Sewer Utility Fund						164,000					164,000
Total						164,000					164,000

114

2019 thru 2028

**Capital Improvement Program
City of Ramsey, Minnesota**

Department Capital Equipment

Contact

Project # PW-402

Type Eqpt Replacement

Project Name Replace Engr Veh #402 With 2017 GMC Sierra

Useful Life 12

Category Capital Equipment

Priority 1-Existing Obligation (High)

Status Active

Total Cost \$31,500

Description											
Unit #402: 2006 Chevrolet 1500 Silverado Pickup											
Justification											
This vehicle is used by the Engineering staff when inspecting and monitoring city construction projects.											

Expenditures	2019	2020	2021	2022	2023	2024	2025	2026	2027	2028	Total
Furnishings/Equipment	31,500										31,500
Total	31,500										31,500

Funding Sources	2019	2020	2021	2022	2023	2024	2025	2026	2027	2028	Total
Equipment Revolving Fund	31,500										31,500
Total	31,500										31,500

Capital Improvement Program

2019 thru 2028

City of Ramsey, Minnesota

Department Capital Equipment

Contact

Project# PW-407

Type Eqpt Replacement

Project Name Replace Engr Car #407 With Chevy Impala

Useful Life 12

Category Capital Equipment

Priority 1-Existing Obligation (High)

Status Active

Total Cost \$24,000

Description
Unit #407: 2006 Chev Impala

Justification
Car will be re-evaluated closer to replacement date.

	2019	2020	2021	2022	2023	2024	2025	2026	2027	2028	Total
Expenditures											
Furnishings/Equipment		24,000									24,000
Total		24,000									24,000

	2019	2020	2021	2022	2023	2024	2025	2026	2027	2028	Total
Funding Sources											
General Fund		24,000									24,000
Total		24,000									24,000

Capital Improvement Program

2019 thru 2028

City of Ramsey, Minnesota

Department Capital Equipment

Project # PW-603
 Project Name Replace 1999 John Deere Grader: Unit #603

Contact

Type Eqpt Replacement

Useful Life 20 Years

Category Capital Equipment

Priority 3-Existing Obligation (Med)

Status Active

Total Cost \$280,000

Description

1999 John Deere Motor Grader

Justification

This piece of equipment is used for grading the city's approximately 2.5 miles of dirt roads and also used in snow removal operations.

Expenditures	2019	2020	2021	2022	2023	2024	2025	2026	2027	2028	Total
Furnishings/Equipment								280,000			280,000
Total								280,000			280,000

Funding Sources	2019	2020	2021	2022	2023	2024	2025	2026	2027	2028	Total
General Fund								280,000			280,000
Total								280,000			280,000

107

2019 thru 2028

Capital Improvement Program

City of Ramsey, Minnesota

Department Capital Equipment

Contact

Type Eqpt Replacement

Useful Life 20 Years

Category Capital Equipment

Priority 1-Existing Obligation (High)

Status Active

Project # PW-619
 Project Name Replace 1991 Chipper: Unit #619

Total Cost \$33,800

Description
 1991 Brush Bandit Brush Chipper

Justification
 This unit is used by the the Public Works department to chip up trees onsite when clearing right-of-way or cleaning up storm damage.

	2019	2020	2021	2022	2023	2024	2025	2026	2027	2028	Total
Expenditures											
Furnishings/Equipment	33,800										33,800
Total	33,800										33,800
Funding Sources											
Equipment Revolving Fund	33,800										33,800
Total	33,800										33,800

118

2019 thru 2028

**Capital Improvement Program
City of Ramsey, Minnesota**

Department Capital Equipment

Contact

Project # PW-634

Type Eqpt Replacement

Project Name Replace 2001 Case Backhoe: Unit #634

Useful Life 10

Category Capital Equipment

Priority 1-Existing Obligation (High)

Status Active

Total Cost \$71,500

Description

Replace Unit #634: 2001 Case Backhoe

\$84,000 less \$12,500 trade in or \$71,500

Justification

This piece of equipment will replace unit #634, a 2001 tractor backhoe. This piece of equipment is used in all aspects of PW.

Expenditures	2019	2020	2021	2022	2023	2024	2025	2026	2027	2028	Total
Furnishings/Equipment	71,500										71,500
Total	71,500										71,500

Funding Sources

	2019	2020	2021	2022	2023	2024	2025	2026	2027	2028	Total
Equipment Revolving Fund	40,250										40,250
Sewer Utility Fund	15,625										15,625
Water Utility Fund	15,625										15,625
Total	71,500										71,500

2019 thru 2028

Capital Improvement Program

City of Ramsey, Minnesota

Department Capital Equipment

Contact

Project # PW-635

Type Eqpt Replacement

Project Name Replace 2001 John Deere Mower: Unit #635

Useful Life 8

Category Capital Equipment

Priority 3-Existing Obligation (Med)

Status Active

Total Cost \$25,000

Description

John Deere 72" Front Deck Mower

Justification

This piece of equipment is used for trail mowing and other areas requiring rough mowing.

Expenditures	2019	2020	2021	2022	2023	2024	2025	2026	2027	2028	Total
Furnishings/Equipment			25,000								25,000
Total			25,000								25,000
Funding Sources	2019	2020	2021	2022	2023	2024	2025	2026	2027	2028	Total
General Fund			25,000								25,000
Total			25,000								25,000

Capital Improvement Program
 City of Ramsey, Minnesota

2019 thru 2028

Department Capital Equipment

Project # PW-644

Contact

Project Name Replace-2004 Snowplow Truck: Unit #644

Type Eqpt Replacement

Useful Life 10

Category Capital Equipment

Priority 3-Existing Obligation (Med)

Status Active

Total Cost \$183,500

Description										
DATE ACQUIRED: 3/24/04										
Single axle plow truck with box and plow equipment										
Unit #644: 2004 International										
Justification										
This piece of equipment would be used for street maintenance and snow removal.										

Expenditures	2019	2020	2021	2022	2023	2024	2025	2026	2027	2028	Total
Furnishings/Equipment			183,500								183,500
Total			183,500								183,500
Funding Sources	2019	2020	2021	2022	2023	2024	2025	2026	2027	2028	Total
General Fund			183,500								183,500
Total			183,500								183,500

(2)

Capital Improvement Program

2019 thru 2028

City of Ramsey, Minnesota

Department Capital Equipment

Project # PW-645
 Project Name Replace 2004 Tool Cat

Contact

Type Eqpt Replacement

Useful Life 10

Category Capital Equipment

Priority 3-Existing Obligation (Med)

Status Active

Total Cost \$54,000

Description
2004 Tool Cat

Justification
This utility vehicle is used on the Municipal Center campus for snow removal and other general maintenance activities.

Expenditures	2019	2020	2021	2022	2023	2024	2025	2026	2027	2028	Total
Furnishings/Equipment			54,000								54,000
Total			54,000								54,000

Funding Sources	2019	2020	2021	2022	2023	2024	2025	2026	2027	2028	Total
General Fund			54,000								54,000
Total			54,000								54,000

2019 thru 2028

Capital Improvement Program

City of Ramsey, Minnesota

Department Capital Equipment

Project # PW-651
 Project Name Replace 2005 3/4 Ton Truck 4x4 W/Plow Unit # 651

Contact

Type Eqpt Replacement

Useful Life 10

Category Capital Equipment

Priority 1-Existing Obligation (High)

Status Active

Total Cost \$48,000

Description

DATE ACQUIRED: 4/19/05 2005 CHEVROLET SILVERADO: \$34,261

Asset #: 2014

Replace unit #651: 2005 Chev 3/4 Ton with plow

Justification

This piece of equipment will replace unit #651 a 2005 3/4 ton truck.

This equipment is primarily used in the maintenance of our municipal water and sewer systems.

Unit #651 will be 14 years old by 2019. Normally start to consider replacement around 10-12 years for this type of equipment. Its 2016 Point Replacement Value is 28 per table below:

Under 18 Points	Condition I	Excellent
18 to 22 Points	Condition II	Good
23 to 27 Points	Condition III	Qualifies for Replacement
28 Points Plus	Condition IV	Needs Immediate Attention

Expenditures	2019	2020	2021	2022	2023	2024	2025	2026	2027	2028	Total
Furnishings/Equipment	48,000										48,000
Total	48,000										48,000

Funding Sources	2019	2020	2021	2022	2023	2024	2025	2026	2027	2028	Total
Sewer Utility Fund	24,000										24,000
Water Utility Fund	24,000										24,000
Total	48,000										48,000

Capital Improvement Program

2019 thru 2028

City of Ramsey, Minnesota

Department Capital Equipment

Project # PW-654
 Project Name Replace 2006 3/4 Ton Truck 2x4 Unit #654

Contact

Type Eqpt Replacement

Useful Life 10

Category Capital Equipment

Priority 1-Existing Obligation (High)

Status Active

Total Cost \$31,000

Description
 3/4 ton pickup with topper and bed slide-Unit #654 2006 Ford F-250.

Justification
 This piece of equipment would replace unit #654 a 2-wheel drive truck used primarily in the park department for irrigation system repair and maintenance.

Expenditures	2019	2020	2021	2022	2023	2024	2025	2026	2027	2028	Total
Furnishings/Equipment		31,000									31,000
Total		31,000									31,000

Funding Sources	2019	2020	2021	2022	2023	2024	2025	2026	2027	2028	Total
General Fund		31,000									31,000
Total		31,000									31,000

2019 thru 2028

Capital Improvement Program

City of Ramsey, Minnesota

Department Capital Equipment

Contact

Project # PW-655

Type Eqpt Replacement

Project Name Replace Sidewalk Machine: Unit #655

Useful Life 10

Category Capital Equipment

Priority 3-Existing Obligation (Med)

Status Active

Total Cost \$97,000

Description

Utility Tractor to replace sidewalk machine #655: 2006 utility tractor Street/Snow removal department

Justification

This piece of equipment is used for snow removal on sidewalk and trails.

Unit 655 will be 14 years old by 2020. Normally start to consider replacement around 10-12 years for this type of equipment. Its 2016 Point Replacement Value is 26 see below:

Under 18 Points	Condition I	Excellent
18 to 22 Points	Condition II	Good
23 to 27 Points	Condition III	Qualifies for Replacement
28 Points Plus	Condition IV	Needs Immediate Attention

Expenditures	2019	2020	2021	2022	2023	2024	2025	2026	2027	2028	Total
Furnishings/Equipment			97,000								97,000
Total			97,000								97,000
Funding Sources	2019	2020	2021	2022	2023	2024	2025	2026	2027	2028	Total
General Fund			97,000								97,000
Total			97,000								97,000

Capital Improvement Program

2019 thru 2028

City of Ramsey, Minnesota

Department Capital Equipment

Project # PW-660
 Project Name Replace Paver, Trailer, Roller

Contact

Type Eqpt Replacement

Useful Life 20 Years

Category Capital Equipment

Priority 3-Existing Obligation (Med)

Status Active

Total Cost \$140,000

Description

Bomag Paver-Felling Trailer and Wolf Pac pneumatic drum roller

Justification

This equipment group is used for small in-house paving projects such as trails and large patches.

Expenditures	2019	2020	2021	2022	2023	2024	2025	2026	2027	2028	Total
Furnishings/Equipment									140,000		140,000
Total									140,000		140,000
Funding Sources	2019	2020	2021	2022	2023	2024	2025	2026	2027	2028	Total
General Fund									140,000		140,000
Total									140,000		140,000

**Capital Improvement Program
City of Ramsey, Minnesota**

2019 thru 2028

Department Capital Equipment

Project # PW-662
Project Name Replace 2006 Tandem Axle Plow Truck: Unit #662

Contact
Type Equipment
Useful Life 10

Category Capital Equipment
Priority 3-Existing Obligation (Med)
Status Active

Total Cost \$218,000

Description
Replace Unit #662: 2006 Sterling

Justification
This piece of equipment will replace unit 662, a 2006 tandem axle plow truck. This equipment is primarily used in street maintenance and snow removal.

Expenditures	2019	2020	2021	2022	2023	2024	2025	2026	2027	2028	Total
Furnishings/Equipment				218,000							218,000
Total				218,000							218,000

Funding Sources	2019	2020	2021	2022	2023	2024	2025	2026	2027	2028	Total
General Fund				218,000							218,000
Total				218,000							218,000

2019 thru 2028

**Capital Improvement Program
City of Ramsey, Minnesota**

Department Capital Equipment

Contact

Project# PW-664

Type Equipment

Project Name Replace 2007 Chevy Pickup Unit #664

Useful Life 15

Category Capital Equipment

Priority 1-Existing Obligation (High)

Status Active

Total Cost \$38,000

Description

Replacement for PW Unit #664 a 2007 3/4 ton Chevy Pickup with plow

Justification

This truck is used by the park department and snow removal activities.

Unit 664 will be 13 years old by 2020. Normally start to consider replacement around 12 years depending on the vehicle and its use.

	2019	2020	2021	2022	2023	2024	2025	2026	2027	2028	Total
Expenditures											38,000
Furnishings/Equipment		38,000									38,000
Total		38,000									38,000
Funding Sources	2019	2020	2021	2022	2023	2024	2025	2026	2027	2028	Total
General Fund		38,000									38,000
Total		38,000									38,000

128

**Capital Improvement Program
City of Ramsey, Minnesota**

2019 thru 2028

Department Capital Equipment

Project # PW-665
Project Name Replace 2007 Chevy Pickup: Unit #665

Contact
Type Equipment
Useful Life 15

Category Capital Equipment
Priority 3-Existing Obligation (Med)

Status Active

Total Cost \$27,000

Description
Replacement for PW Unit #665 a 2007 Chevy pickup.

Justification
This truck is to be used by the park department Superintendent/Asst PW Superintendent.

Expenditures	2019	2020	2021	2022	2023	2024	2025	2026	2027	2028	Total
Furnishings/Equipment			27,000								27,000
Total			27,000								27,000

Funding Sources	2019	2020	2021	2022	2023	2024	2025	2026	2027	2028	Total
General Fund			27,000								27,000
Total			27,000								27,000

124

Capital Improvement Program

2019 thru 2028

City of Ramsey, Minnesota

Department Capital Equipment

Contact

Project # PW-667

Type Equipment

Project Name Replace 2007 3/4 Ton Pick-Up: Unit #667

Useful Life 10

Category Capital Equipment

Priority 1-Existing Obligation (High)

Status Active

Total Cost \$43,000

Description

Replace unit #667 - a 2007 Chev 3/4 ton 4-wheel drive pickup with plow

Justification

This vehicle will replace unit #667, a 2007 3/4 ton pickup with plow equipment. Unit 667 will be 13 years old by 2020. Normally start to consider replacement around 12 years depending on the vehicle and its use.

This truck is used by the utility department for snow removal operations.

Expenditures	2019	2020	2021	2022	2023	2024	2025	2026	2027	2028	Total
Furnishings/Equipment		43,000									43,000
Total		43,000									43,000
Funding Sources	2019	2020	2021	2022	2023	2024	2025	2026	2027	2028	Total
Water Utility Fund		43,000									43,000
Total		43,000									43,000

2019 thru 2028

Capital Improvement Program

City of Ramsey, Minnesota

Department Capital Equipment

Contact

Project # PW-668

Type Equipment

Project Name Replace 2006 Tandem Axle Plow Truck Unit #668

Useful Life 12

Category Capital Equipment

Priority 3-Existing Obligation (Med)

Status Active

Total Cost \$218,000

Description

Replace unit #668 - 2006 Sterling

Justification

This piece of equipment will replace unit #668, a 2006 andem axle plow truck. This equipment is primarily used in street maintenance and snow removal.

	2019	2020	2021	2022	2023	2024	2025	2026	2027	2028	Total
Expenditures											218,000
Furnishings/Equipment					218,000						218,000
Total											218,000
Funding Sources											218,000
General Fund					218,000						218,000
Total											218,000

2019 thru 2028

**Capital Improvement Program
City of Ramsey, Minnesota**

Department Capital Equipment

Contact

Project # PW-669

Type Equipment

Project Name Replace 2007 International Water Truck: Unit #669

Useful Life 12

Category Capital Equipment

Priority 3-Existing Obligation (Med)

Status Active

Total Cost \$136,000

Description										
Replacement for unit #669 2007 International water truck										
\$148,000 less \$12,000 trade in = \$136,000										
Justification										
This piece of equipment is used by the park department for ice rink flooding, boulevard tree watering, etc. This truck is also used by the street department for street sweeping and flushing out storm water catch basins.										

Expenditures	2019	2020	2021	2022	2023	2024	2025	2026	2027	2028	Total
Furnishings/Equipment				136,000							136,000
Total				136,000							136,000

Funding Sources	2019	2020	2021	2022	2023	2024	2025	2026	2027	2028	Total
General Fund				68,000							68,000
Storm Water Utility Fund				68,000							68,000
Total				136,000							136,000

2019 thru 2028

Capital Improvement Program

City of Ramsey, Minnesota

Department Capital Equipment

Contact

Project # PW-671

Type Equipment

Project Name Replace 2008 Bobcat Skidster: Unit #671

Useful Life 12

Category Capital Equipment

Priority 3-Existing Obligation (Med)

Status Active

Total Cost \$51,000

Description

Replace unit #671 -2008 Bobcat Skidster

Justification

This piece of equipment will replace #671 a 2008 Skid Steer. This piece of equipment is used in all aspects of public works.

Expenditures	2019	2020	2021	2022	2023	2024	2025	2026	2027	2028	Total
Furnishings/Equipment			51,000								51,000
Total			51,000								51,000
Funding Sources	2019	2020	2021	2022	2023	2024	2025	2026	2027	2028	Total
General Fund			51,000								51,000
Total			51,000								51,000

2019 thru 2028

Capital Improvement Program

City of Ramsey, Minnesota

Department Capital Equipment

Contact

Project # PW-674

Type Equipment

Project Name Replace 2009 2WD Pickup: Unit 674

Useful Life 20 Years

Category Capital Equipment

Priority 3-Existing Obligation (Med)

Status Active

Total Cost \$40,000

Description
Replace unit 674 a 2009 2-wheel drive pickup

Justification
Unit 674 will be 13 years old by 2022. Normally start to consider replacement around 12 years depending on the vehicle and its use.

	2019	2020	2021	2022	2023	2024	2025	2026	2027	2028	Total
Expenditures				40,000							40,000
Furnishings/Equipment				40,000							40,000
Total				40,000							40,000
Funding Sources				40,000							40,000
General Fund				40,000							40,000
Total				40,000							40,000

2019 thru 2028

Capital Improvement Program

City of Ramsey, Minnesota

Department Capital Equipment

Project # PW-675
 Project Name Replace 2010 Chevy 1-Ton Truck #675

Contact

Type Equipment

Useful Life 12

Category Capital Equipment

Priority 3-Existing Obligation (Med)

Status Active

Total Cost \$63,000

Description
 Replace Unit #675. A 2010 4-Wheel Drive 1 Ton Truck

Justification
 Unit 675 will be 11 years old by 2021. Normally start to consider replacement round 12 years depending on the vehicle and its use. This truck will be used by the Park Department and for snow removal operations.

	2019	2020	2021	2022	2023	2024	2025	2026	2027	2028	Total
Expenditures											
Furnishings/Equipment			63,000								63,000
Total			63,000								63,000
Funding Sources											
General Fund			63,000								63,000
Total			63,000								63,000

Capital Improvement Program

2019 thru 2028

City of Ramsey, Minnesota

Department Capital Equipment

Project # PW-676
 Project Name Replace Unit 676- 2010 4 Wheel Drive 1ton

Contact

Type Equipment

Useful Life 12

Category Capital Equipment

Priority 3-Existing Obligation (Med)

Status Active

Total Cost \$62,000

Description
 Replace unit 676 a 2010 4-wheel drive 1-ton truck

Justification
 Unit 676 will be 11 years old by 2021. Normally start to consider replacement around 12 years depending on the vehicle and its use. This truck will be used by the street department and for snow removal operations.

Expenditures	2019	2020	2021	2022	2023	2024	2025	2026	2027	2028	Total
Furnishings/Equipment					62,000						62,000
Total					62,000						62,000
Funding Sources	2019	2020	2021	2022	2023	2024	2025	2026	2027	2028	Total
General Fund					62,000						62,000
Total					62,000						62,000

136

Capital Improvement Program

2019 thru 2028

City of Ramsey, Minnesota

Department Capital Equipment

Contact

Project # PW-678A

Type Equipment

Project Name Replace Unit 678 2013-1ton Truck w/ Plow Equipment

Useful Life 12

Category Capital Equipment

Priority 3-Existing Obligation (Med)

Status Active

Total Cost \$62,000

Description

Replace unit 678 a 2013 1-ton truck with plow equipment

Justification

Unit 678 will be 9 years old by 2022. Normally start to consider replacement around 12 years depending on the vehicle and its use.

	2019	2020	2021	2022	2023	2024	2025	2026	2027	2028	Total
Expenditures											
Furnishings/Equipment				62,000							62,000
Total				62,000							62,000
Funding Sources											
General Fund				62,000							62,000
Total				62,000							62,000

Capital Improvement Program

2019 thru 2028

City of Ramsey, Minnesota

Department Capital Equipment

Project# PW-679A
 Project Name Replace Unit 679 Area Mower (2020 Replaced)

Contact

Type Equipment

Useful Life 7 Years

Category Capital Equipment

Priority 3-Existing Obligation (Med)

Status Active

Total Cost \$111,000

Description
 Replace unit 679. This area mower was replaced in 2020.

Justification
 This piece of equipment is a large area mower that is used to mow the city's larger parks and athletic fields. This mower is replaced on a 7-year schedule.

	2019	2020	2021	2022	2023	2024	2025	2026	2027	2028	Total
Expenditures											
Furnishings/Equipment									111,000		111,000
Total									111,000		111,000
Funding Sources											
General Fund									111,000		111,000
Total									111,000		111,000

Capital Improvement Program

2019 thru 2028

City of Ramsey, Minnesota

Department Capital Equipment

Project # PW-680
 Project Name Replace 2014-1Ton Truck w/ Plow Equipt: Unit #680

Contact

Type Equipment

Useful Life 12

Category Capital Equipment

Priority 3-Existing Obligation (Med)

Status Active

Total Cost \$62,000

Description
 Replace Unit 680 a 2014-1ton truck with plow equipment

Justification
 Unit 680 will be 8 years old by 2022. Normally start to consider replacement around 12 years depending on the vehicle and its use.

Expenditures	2019	2020	2021	2022	2023	2024	2025	2026	2027	2028	Total
Furnishings/Equipment				62,000							62,000
Total				62,000							62,000
Funding Sources	2019	2020	2021	2022	2023	2024	2025	2026	2027	2028	Total
General Fund				62,000							62,000
Total				62,000							62,000

Capital Improvement Program

2019 thru 2028

City of Ramsey, Minnesota

Department Capital Equipment

Project# PW-681

Contact

Project Name Replace Unit 681 Utility truck

Type Equipment

Useful Life 15

Category Capital Equipment

Priority 3-Existing Obligation (Med)

Status Active

Total Cost \$65,000

Description
Replace Unit 681 a 2015 1-Ton Pickup

Justification
This piece of equipment will replace unit #681 a 1-ton pickup with a mobile crane used in the utility department for well and lift station repair.

Expenditures	2019	2020	2021	2022	2023	2024	2025	2026	2027	2028	Total
Furnishings/Equipment						65,000					65,000
Total						65,000					65,000
Funding Sources	2019	2020	2021	2022	2023	2024	2025	2026	2027	2028	Total
Sewer Utility Fund						32,500					32,500
Water Utility Fund						32,500					32,500
Total						65,000					65,000

140

Capital Improvement Program

2019 thru 2028

City of Ramsey, Minnesota

Department Capital Equipment

Project # PW-683

Contact

Project Name Replace 2019 Exmark Mower (Orig Unit #683)

Type Equipment

Useful Life 5 Years

Category Capital Equipment

Priority 3-Existing Obligation (Med)

Status Active

Total Cost \$15,000

Description
Replace Unit #683 that was replaced in 2019 - an Exmark Mower

Justification
These are the city's primary mowers and are traded out on a 5-year rotation for dependability and trade-in value.

Expenditures	2019	2020	2021	2022	2023	2024	2025	2026	2027	2028	Total
Improvements Other than Building Cost						15,000					15,000
Total						15,000					15,000
Funding Sources	2019	2020	2021	2022	2023	2024	2025	2026	2027	2028	Total
General Fund						15,000					15,000
Total						15,000					15,000

141

Capital Improvement Program

2019 thru 2028

City of Ramsey, Minnesota

Department Capital Equipment

Project # PW-684

Contact

Project Name Replace 2019 Exmark Mower (Orig Unit #684)

Type Equipment

Useful Life 5 Years

Category Capital Equipment

Priority 3-Existing Obligation (Med)

Status Active

Total Cost \$15,000

Description

Replace Unit #684 that was replaced in 2019 - an Exmark Mower

Justification

These are the city's primary mowers and are traded out on a 5-year rotation for dependability and trade-in value.

Expenditures	2019	2020	2021	2022	2023	2024	2025	2026	2027	2028	Total
Furnishings/Equipment						15,000					15,000
Total						15,000					15,000
Funding Sources	2019	2020	2021	2022	2023	2024	2025	2026	2027	2028	Total
General Fund						15,000					15,000
Total						15,000					15,000

Capital Improvement Program

2019 thru 2028

City of Ramsey, Minnesota

Department Capital Equipment

Project # PW-685
 Project Name Replace 2019 Exmark Mower (Orig Unit #685)

Contact

Type Equipment

Useful Life 5 Years

Category Capital Equipment

Priority 3-Existing Obligation (Med)

Status Active

Total Cost \$15,000

Description
 Replace Unit #685 that was replaced in 2019 - an Exmark Mower

Justification
 These are the city's primary mowers and are traded out on a 5-year rotation for dependability and trade-in value.

	2019	2020	2021	2022	2023	2024	2025	2026	2027	2028	Total
Expenditures											
Furnishings/Equipment						15,000					15,000
Total						15,000					15,000
Funding Sources											
General Fund						15,000					15,000
Total						15,000					15,000

Capital Improvement Program

2019 thru 2028

City of Ramsey, Minnesota

Department Capital Equipment

Project # PW-686

Contact

Project Name Replace Unit #686 - 2015 Kubota Tractor

Type Equipment

Useful Life 10

Category Capital Equipment

Priority 3-Existing Obligation (Med)

Status Active

Total Cost \$45,000

Description
Replace Unit 686 a 2015 Kubota tractor

Justification
Unit 686 is a Kubota Ag tractor used in road-side mowing and field work for the park department.

Expenditures	2019	2020	2021	2022	2023	2024	2025	2026	2027	2028	Total
Furnishings/Equipment								45,000			45,000
Total								45,000			45,000

Funding Sources	2019	2020	2021	2022	2023	2024	2025	2026	2027	2028	Total
General Fund								45,000			45,000
Total								45,000			45,000

Capital Improvement Program

2019 thru 2028

City of Ramsey, Minnesota

Department Capital Equipment

Project # PW-687

Project Name Replace Unit #687 2015 Toolcat

Contact

Type Equipment

Useful Life 10

Category Capital Equipment

Priority 3-Existing Obligation (Med)

Status Active

Total Cost \$60,000

Description	2019	2020	2021	2022	2023	2024	2025	2026	2027	2028	Total
Repolace unit #687 a 2015 Bobcat tool cat								60,000			60,000

Justification
Unit 687 is an utility vehicle used by all diversions of public works. Used as a tool carrier and forklift

Expenditures	2019	2020	2021	2022	2023	2024	2025	2026	2027	2028	Total
Furnishings/Equipment								60,000			60,000
Total								60,000			60,000

Funding Sources	2019	2020	2021	2022	2023	2024	2025	2026	2027	2028	Total
General Fund								60,000			60,000
Total								60,000			60,000

**Capital Improvement Program
City of Ramsey, Minnesota**

2019 thru 2028

Department Capital Equipment
 Contact
 Type Equipment
 Useful Life 10
 Category Capital Equipment
 Priority 3-Existing Obligation (Med)
 Status Active

Project# PW-688
 Project Name Replace Unit 688 2015 Case Loader

Total Cost \$210,000

Description
 Replace Unit #688 a 2015 Case Wheel Loader

Justification
 The wheel loader is the city's most versatile pieces of equipment and is used in all facets of public works.

Expenditures	2019	2020	2021	2022	2023	2024	2025	2026	2027	2028	Total
Furnishings/Equipment							210,000				210,000
Total							210,000				210,000
Funding Sources	2019	2020	2021	2022	2023	2024	2025	2026	2027	2028	Total
General Fund							210,000				210,000
Total							210,000				210,000

Capital Improvement Program

2019 thru 2028

City of Ramsey, Minnesota

Department Capital Equipment

Project # PW-691

Contact

Project Name **Replace 2014 Ex Mark Mower: Unit #683**

Type Eqpt Replacement

Useful Life 5 Years

Category Capital Equipment

Priority 1-Existing Obligation (High)

Status Active

Total Cost \$10,800

Description	2019	2020	2021	2022	2023	2024	2025	2026	2027	2028	Total
Replace 2014 Exmark mower unit 683 (Zero turn mower)											

Justification
 This is a primary mower which is on a 5 year trade-in rotation for dependability and trade-in value.
 These mowers are used on a daily basis during the summer months and are the primary mowers used in park maintenance.

Expenditures	2019	2020	2021	2022	2023	2024	2025	2026	2027	2028	Total
Furnishings/Equipment	10,800										10,800
Total	10,800										10,800

Funding Sources	2019	2020	2021	2022	2023	2024	2025	2026	2027	2028	Total
Equipment Revolving Fund	10,800										10,800
Total	10,800										10,800

**Capital Improvement Program
City of Ramsey, Minnesota**

2019 thru 2028

Department Capital Equipment
 Contact
 Type Eqpt Replacement
 Useful Life 5 Years
 Category Capital Equipment
 Priority 1-Existing Obligation (High)
 Status Active

Project # PW-692
 Project Name Replace 2014 Ex Mark Mower: Unit #684

Total Cost \$10,800

Description
 Replace 2014 Exmark mower unit 684 (Zero turn mower)

Justification
 This is a primary mower which is on a 5 year trade-in rotation for dependability and trade-in value.
 These mowers are used on a daily basis during the summer months and are the primary mowers used in park maintenance

Expenditures	2019	2020	2021	2022	2023	2024	2025	2026	2027	2028	Total
Furnishings/Equipment	10,800										10,800
Total	10,800										10,800

Funding Sources	2019	2020	2021	2022	2023	2024	2025	2026	2027	2028	Total
Equipment Revolving Fund	10,800										10,800
Total	10,800										10,800

**Capital Improvement Program
City of Ramsey, Minnesota**

2019 thru 2028

Department Capital Equipment

Project # PW-693

Contact

Project Name Replace 2014 Ex Mark Mower: Unit #685

Type Eqpt Replacement

Useful Life 5 Years

Category Capital Equipment

Priority 1-Existing Obligation (High)

Status Active

Total Cost \$10,800

Description										
Replace 2014 Exmark mower unit 685 (Zero turn mower)										

Justification										
This is a primary mower which is on a 5 year trade-in rotation for dependability and trade-in value. These mowers are used on a daily basis during the summer months and are the primary mowers used in park maintenance.										

Expenditures	2019	2020	2021	2022	2023	2024	2025	2026	2027	2028	Total
Furnishings/Equipment	10,800										10,800
Total	10,800										10,800

Funding Sources	2019	2020	2021	2022	2023	2024	2025	2026	2027	2028	Total
Equipment Revolving Fund	10,800										10,800
Total	10,800										10,800

Capital Improvement Program

2019 thru 2028

City of Ramsey, Minnesota

Department Capital Equipment

Project # PW-697

Contact

Project Name Replace 2013 Toro Wide Area Mower: Unit #679

Type Eqpt Replacement

Useful Life 7 Years

Category Capital Equipment

Priority 1-Existing Obligation (High)

Status Active

Total Cost \$92,000

Description	2019	2020	2021	2022	2023	2024	2025	2026	2027	2028	Total
Replace unit #679 - 2013 Toro Groundskeeper wide area mower											

Justification
 This piece of equipment is a large area mower that is used to mow larger parks and athletic fields.

Expenditures	2019	2020	2021	2022	2023	2024	2025	2026	2027	2028	Total
Furnishings/Equipment		92,000									92,000
Total		92,000									92,000

Funding Sources	2019	2020	2021	2022	2023	2024	2025	2026	2027	2028	Total
Equipment Revolving Fund		92,000									92,000
Total		92,000									92,000

**Capital Improvement Program
City of Ramsey, Minnesota**

2019 thru 2028

Department Capital Equipment

Project # PW-700

Contact

Project Name New Velocity Patcher

Type Equipment

Useful Life 12

Category Capital Equipment

Priority 4-New Addition (Med)

Status Active

Total Cost \$250,000

Description	2019	2020	2021	2022	2023	2024	2025	2026	2027	2028	Total
Velocity patcher plus chassis											

Justification

This piece of equipment would be used for patching potholes on public streets.

Velocity patching or spray patching has proven to be an effective and safe way to fill potholes.

Expenditures	2019	2020	2021	2022	2023	2024	2025	2026	2027	2028	Total
Furnishings/Equipment									250,000		250,000
Total									250,000		250,000

Funding Sources	2019	2020	2021	2022	2023	2024	2025	2026	2027	2028	Total
General Fund									250,000		250,000
Total									250,000		250,000

**Capital Improvement Program
City of Ramsey, Minnesota**

2019 thru 2028

Department Capital Equipment

Project # PW-702

Contact

Project Name New Electric Utility Vehicle

Type Equipment

Useful Life 20

Category Capital Equipment

Priority 4-New Addition (Med)

Status Active

Total Cost \$35,000

Description

Electric utility vehicle

Justification

This piece of equipment would be a fully electric vehicle that would be used primarily as a park maintenance vehicle.

Expenditures	2019	2020	2021	2022	2023	2024	2025	2026	2027	2028	Total
Furnishings/Equipment							35,000				35,000
Total							35,000				35,000
Funding Sources	2019	2020	2021	2022	2023	2024	2025	2026	2027	2028	Total
General Fund							35,000				35,000
Total							35,000				35,000

152

**Capital Improvement Program
City of Ramsey, Minnesota**

2019 thru 2028

Department Capital Equipment

Project# PW-703

Contact

Project Name New 1-Ton Pickup With Box & Plow Equipment

Type Equipment

Useful Life 12

Category Capital Equipment

Priority 4-New Addition (Med)

Status Active

Total Cost \$50,000

Description

1-Ton pickup with box and plow equipment.

Justification

This piece of equipment would be used for park maintenance functions, as well as snowplowing.

Expenditures	2019	2020	2021	2022	2023	2024	2025	2026	2027	2028	Total
Furnishings/Equipment										50,000	50,000
Total										50,000	50,000
Funding Sources	2019	2020	2021	2022	2023	2024	2025	2026	2027	2028	Total
General Fund										50,000	50,000
Total										50,000	50,000

**Capital Improvement Program
City of Ramsey, Minnesota**

2019 thru 2028

Department Capital Equipment

Project # PW-704

Contact

Project Name New Sidewalk Machine

Type Equipment

Useful Life 10

Category Capital Equipment

Priority 2-New Addition (High)

Status Active

Total Cost \$139,000

Description

Dedicated machine designed for sidewalk snow removal. Currently own a Trackless MT5 for this purpose.

Justification

There has been an increased demand from residents that want their sidewalks cleared quicker after a storm. Under Public Works current schedule it can take up to 4 days to clear sidewalks depending on the snow depth and other circumstances.

Expenditures	2019	2020	2021	2022	2023	2024	2025	2026	2027	2028	Total
Furnishings/Equipment	139,000										139,000
Total	139,000										139,000

Funding Sources	2019	2020	2021	2022	2023	2024	2025	2026	2027	2028	Total
Equipment Revolving Fund	139,000										139,000
Total	139,000										139,000

Capital Improvement Program

2019 thru 2028

City of Ramsey, Minnesota

Department Capital Equipment

Project # PW-705

Contact

Project Name Replace 2018 Ford F-250 Extended Cab: Unit #601

Type Eqpt Replacement

Useful Life 10

Category Capital Equipment

Priority 3-Existing Obligation (Med)

Status Active

Total Cost \$56,400

Description

Replacement for PW Unit #601 a 2018 Ford F250 Extended Cab

Justification

This vehicle will be reaching its useful life expectancy. This equipment is used in park maintenance activities as well as snow removal

	2019	2020	2021	2022	2023	2024	2025	2026	2027	2028	Total
Expenditures											
Furnishings/Equipment										56,400	56,400
Total										56,400	56,400
Funding Sources											
Equipment Revolving Fund										56,400	56,400
Total										56,400	56,400

**Capital Improvement Program
City of Ramsey, Minnesota**

2019 thru 2028

Department Capital Equipment

Project # PW-706

Contact

Project Name Replace 2017 International Plow Truck: Unit # 693

Type Eqpt Replacement

Useful Life 10

Category Capital Equipment

Priority 3-Existing Obligation (Med)

Status Active

Total Cost \$223,200

Description										
2017 International Plow Truck: Unit #693										

Justification										
This vehicle will be reaching its useful life expectancy. This equipment is used in Street Department maintenance activities, but its main function is snow plowing.										

Expenditures	2019	2020	2021	2022	2023	2024	2025	2026	2027	2028	Total
Furnishings/Equipment										223,200	223,200
Total										223,200	223,200

Funding Sources	2019	2020	2021	2022	2023	2024	2025	2026	2027	2028	Total
Equipment Revolving Fund										223,200	223,200
Total										223,200	223,200

**Capital Improvement Program
City of Ramsey, Minnesota**

2019 thru 2028

Department Capital Equipment

Project # PW-707

Contact

Project Name Replace 2018 Ford F350 With Box: Unit #697

Type Eqpt Replacement

Useful Life 10

Category Capital Equipment

Priority 3-Existing Obligation (Med)

Status Active

Total Cost \$78,000

Description

Replace 2018 Ford F350 with utility box: Unit #697

Justification

This vehicle will be reaching its useful life expectancy. This equipment is used in utility maintenance activities.

Expenditures	2019	2020	2021	2022	2023	2024	2025	2026	2027	2028	Total
Furnishings/Equipment										78,000	78,000
Total										78,000	78,000
Funding Sources	2019	2020	2021	2022	2023	2024	2025	2026	2027	2028	Total
Sewer Utility Fund										39,000	39,000
Water Utility Fund										39,000	39,000
Total										78,000	78,000

**Capital Improvement Program
City of Ramsey, Minnesota**

2019 thru 2028

Project # PW-708
Project Name Replace 2018 Ford F250 Pickup: Unit #698

Department Capital Equipment
Contact
Type Eqpt Replacement
Useful Life 10
Category Capital Equipment
Priority 3-Existing Obligation (Med)
Status Active

Total Cost \$53,400

Description
 Replace 2018 Ford F250 pickup: Unit #698

Justification
 This equipment will be nearing its useful life expectancy.
 This equipment is used in Street Maintenance activities as well as snow plowing.

Expenditures	2019	2020	2021	2022	2023	2024	2025	2026	2027	2028	Total
Furnishings/Equipment										53,400	53,400
Total										53,400	53,400

Funding Sources	2019	2020	2021	2022	2023	2024	2025	2026	2027	2028	Total
Equipment Revolving Fund										53,400	53,400
Total										53,400	53,400

158

Capital Improvement Program

2019 thru 2028

City of Ramsey, Minnesota

Department Capital Equipment

Project # PW-709

Contact

Project Name Replace 2018 Ford F350 -Dump & Plow: Unit #699

Type Eqpt Replacement

Useful Life 10

Category Capital Equipment

Priority 3-Existing Obligation (Med)

Status Active

Total Cost \$78,000

Description

Replace 2018 Ford F350 with dump body and plow: Unit #699

Justification

This vehicle will be reaching its useful life expectancy. This equipment is used in Park department maintenance activities, as well as snow plowing.

Expenditures	2019	2020	2021	2022	2023	2024	2025	2026	2027	2028	Total
Furnishings/Equipment										78,000	78,000
Total										78,000	78,000

Funding Sources	2019	2020	2021	2022	2023	2024	2025	2026	2027	2028	Total
Equipment Revolving Fund										78,000	78,000
Total										78,000	78,000

Capital Improvement Program

2019 thru 2028

City of Ramsey, Minnesota

Department Municipal Buildings

Contact Unassigned

Type Buildings

Useful Life 50 Years

Category Municipal Building

Priority 5-Opportunity/Unfunded/Placeholder

Status Active

Total Cost \$20,000,000

Project #	04-BLDG-002
Project Name	Community Center Construction

Description

The Community Center would include recreational areas such as a swimming pool, gym, etc. It would also include meeting rooms for various organizations to hold banquets, monthly meetings, etc.

Construction of a community center will rely on a partnership with another organization(s).

Justification

Per public consensus, the need for a Community Center is a justified expenditure of public financing. Currently, Ramsey residents must leave the City limits and drive a considerable distance to get to such a facility.

Expenditures	2019	2020	2021	2022	2023	2024	2025	2026	2027	2028	Total
Building Cost/Construction									20,000,000		20,000,000
Total									20,000,000		20,000,000
Funding Sources	2019	2020	2021	2022	2023	2024	2025	2026	2027	2028	Total
To Be Determined									20,000,000		20,000,000
Total									20,000,000		20,000,000

Capital Improvement Program

2019 thru 2028

City of Ramsey, Minnesota

Department Municipal Buildings

Project # 08-BLDG-005

Project Name Old Town Hall Restoration

Contact

Type Improvement

Useful Life 25

Category Municipal Building

Priority 5-Opportunity/Unfunded/Placeholder

Status Active

Total Cost \$221,300

Description

Old Town Hall Restoration:

Option 1: Move Historic Town Hall to the Northstar Rail Station Site

\$125,000 Const Cost (moving and Stabilization)

\$ 50,000 Site/foundation

\$ 20,000 furnishing/equip

\$195,000

Option 2: Improve private access street to public standard.

\$125,000 Const Cost

\$ 20,000 ROW

\$ 56,300 Road Construction

\$ 20,000 Furn/equip

\$221,300

Justification

Historic Town Hall is a city facility that is in need of restoration completion. Options include moving it from the site to the COR to serve as a library kiosk, trailhead, and potentially house restrooms.

Expenditures	2019	2020	2021	2022	2023	2024	2025	2026	2027	2028	Total
Building Cost/Construction									125,000		125,000
Improvements Other than Building Cost									76,300		76,300
Furnishings/Equipment									20,000		20,000
Total									221,300		221,300
Funding Sources	2019	2020	2021	2022	2023	2024	2025	2026	2027	2028	Total
To Be Determined									221,300		221,300
Total									221,300		221,300

Capital Improvement Program

2019 thru 2028

City of Ramsey, Minnesota

Department Municipal Buildings

Project # 10-BLDG-004

Contact

Project Name Sprinkler System @ Fire Station #1

Type Improvement

Useful Life 20 Years

Category Municipal Building

Priority 4-New Addition (Med)

Status Active

Total Cost \$25,000

Description

Hookup on-site municipal water to building and install sprinkler system for entire building.

Justification

Municipal water is on site with municipal well.

Expenditures	2019	2020	2021	2022	2023	2024	2025	2026	2027	2028	Total
Building Cost/Construction		20,000									20,000
Improvements Other than Building Cost		5,000									5,000
Total		25,000									25,000
Funding Sources	2019	2020	2021	2022	2023	2024	2025	2026	2027	2028	Total
Facility Fund		25,000									25,000
Total		25,000									25,000

Capital Improvement Program

2019 thru 2028

City of Ramsey, Minnesota

Department Municipal Buildings

Project # 18-BLDG-002

Contact

Project Name Storage Building at Fire Station 1

Type Buildings

Useful Life 20

Category Municipal Building

Priority 4-New Addition (Med)

Status Active

Total Cost \$20,000

Description

Build an out-building on Fire Station 1 site that will be used to store equipment and training props.

Justification

The fire stations are becoming limited in the amount of usable space to house equipment and props used for training. These pieces of equipment are not used daily and therefore, need a location to be stored.

Expenditures	2019	2020	2021	2022	2023	2024	2025	2026	2027	2028	Total
Building Cost/Construction				20,000							20,000
Total				20,000							20,000
Funding Sources	2019	2020	2021	2022	2023	2024	2025	2026	2027	2028	Total
Facility Fund				20,000							20,000
Total				20,000							20,000

**Capital Improvement Program
City of Ramsey, Minnesota**

2019 thru 2028

Department Park Improvements
Contact Unassigned
Type Improvement
Useful Life 20 Years
Category Park Improvement
Priority 2-New Addition (High)
Status Active

Total Cost \$80,000

Project # 04-PARK-003
Project Name Elmcrest Park & The Draw Park Entrance & Signage

Description

Entrance signing for Elmcrest Park would consist of a sign and associated landscape sited near the intersection of Quicksilver Street and 167th Avenue.

For the Draw, the sign would function as a monument for the park name and also as a location to advertise upcoming events.

Justification

The 100+ acre Elmcrest community park may warrant an attractive entrance monument benefiting the park's prominence in the community. Additionally, there will be continuing events where many hundreds of out-of-Ramsey visitors will come to the city. The monument will function as a way-finding sign and also to remind visitors that they are in Ramsey.

For The Draw, the monument would describe for the community the name of the park and amphitheater (a minor issue presently). Plus, if the advertising space was digital (versus posters), there could be a modest revenue stream from non-municipal sources.

Note: The planning for this project in the COR may resume after completion of the Design Framework relating to signs.

Expenditures	2019	2020	2021	2022	2023	2024	2025	2026	2027	2028	Total
Improvements Other than Building Cost	80,000										80,000
Total	80,000										80,000
Funding Sources	2019	2020	2021	2022	2023	2024	2025	2026	2027	2028	Total
Park Improvement Trust Fund	80,000										80,000
Total	80,000										80,000

Capital Improvement Program

2019 thru 2028

City of Ramsey, Minnesota

Department Park Improvements
Contact Unassigned
Type Improvement
Useful Life 20 Years
Category Park Improvement
Priority 4-New Addition (Med)
Status Active

Project # 04-PARK-006
Project Name Ford Brook Park Playground Equipment

Total Cost \$70,000

Description

Ford Brook Park is north of CR 27, east of TH 47 and borders Nowthen. The new playground would be within walking distance of about 100 existing homes.

Justification

The City has remained on a schedule of replacing existing play structures with ones that meet the Consumer Products Safety Commission guidelines for safety. This also results in a contemporary playground with more play value. City of Nowthen may be asked to participate financially.

Expenditures	2019	2020	2021	2022	2023	2024	2025	2026	2027	2028	Total
Improvements Other than Building Cost		70,000									70,000
Total		70,000									70,000
Funding Sources	2019	2020	2021	2022	2023	2024	2025	2026	2027	2028	Total
Lawful Gambling Fund		50,000									50,000
City of Nowthen		20,000									20,000
Total		70,000									70,000

Capital Improvement Program

2019 thru 2028

City of Ramsey, Minnesota

Department Park Improvements

Project # 06-PARK-010
 Project Name Irrigation for Titterud Park

Contact

Type Improvement

Useful Life 20 Years

Category Park Improvement

Priority 4-New Addition (Med)

Status Active

Total Cost \$76,000

Description
 Underground irrigation & 160 GPM well.
 If municipal water is available, cost may be less.

Justification
 Irrigation should be considered for this 13.5 acre park, and a part of this is the evaluation of a well versus connection to a municipal watermain. Both have advantages. The \$50,000 represents the underground irrigation portion.
 A 160 GPM well may cost about \$26,000.

Expenditures	2019	2020	2021	2022	2023	2024	2025	2026	2027	2028	Total
Improvements Other than Building Cost					76,000						76,000
Total					76,000						76,000

Funding Sources	2019	2020	2021	2022	2023	2024	2025	2026	2027	2028	Total
Park Improvement Trust Fund					76,000						76,000
Total					76,000						76,000

Capital Improvement Program

2019 thru 2028

City of Ramsey, Minnesota

Department Park Improvements

Project # 06-PARK-011

Contact

Project Name Observation boardwalk - Lake Itasca

Type Improvement

Useful Life 20 Years

Category Park Improvement

Priority 2-New Addition (High)

Status Active

Total Cost \$60,000

Description

A boardwalk or pier in the southeast portion of Lake Itasca will allow trail users and visitors to the Lake Itasca Community Park to view the lake which is mostly obscured by cattails.

Justification

The Lake Itasca is an important resource along the Mississippi Flyway for migratory waterfowl and home to many types of wetland fauna. Providing access to the open water portions of the lake will provide birdwatchers and trail users a relaxing rest point along the Lake Itasca Trail.

Additionally, lake access was cited as desired by several participants in the public engagement process as part of the acquisition of the Lake Itasca Community Park.

Expenditures	2019	2020	2021	2022	2023	2024	2025	2026	2027	2028	Total
Improvements Other than Building Cost	60,000										60,000
Total	60,000										60,000
Funding Sources	2019	2020	2021	2022	2023	2024	2025	2026	2027	2028	Total
Park Improvement Trust Fund	60,000										60,000
Total	60,000										60,000

**Capital Improvement Program
City of Ramsey, Minnesota**

2019 thru 2028

Department Park Improvements

Project # 06-PARK-012
Project Name Rabbit Park Phase Two

Contact

Type Improvement

Useful Life 20 Years

Category Park Improvement

Priority 4-New Addition (Med)

Status Active

Total Cost \$125,000

Description

Well and underground irrigation.

Landscape improvements and an ag-lime infield for the ballfield.

Justification

Rabbit Park is a 5-acre neighborhood park with very basic features. The park's greatest need is irrigation. Therefore, the primary component of the proposed phase two project is a well and underground irrigation.

Landscape improvements would complete this project.

Expenditures	2019	2020	2021	2022	2023	2024	2025	2026	2027	2028	Total
Improvements Other than Building Cost							125,000				125,000
Total							125,000				125,000
Funding Sources	2019	2020	2021	2022	2023	2024	2025	2026	2027	2028	Total
Park Improvement Trust Fund							125,000				125,000
Total							125,000				125,000

Capital Improvement Program

2019 thru 2028

City of Ramsey, Minnesota

Department Park Improvements

Project # 06-PARK-015

Contact

Project Name Observation deck on the Mississippi E of Dolomite

Type Improvement

Useful Life 20 Years

Category Park Improvement

Priority 5-Opportunity/Unfunded/Placeholder

Status Active

Total Cost \$100,000

Description

On the south side of Riverdale Drive, east of Dolomite exists a storm water discharge point to the river. This project discusses an observation deck at the top of the bluff over the existing storm sewer easement, concurrent with the development of the land there.

Justification

This access may provide improved maintenance to the storm outlet, but the primary value would be to maintain contact with the river by residents for the remarkable view, and as a rest point along the National, Mississippi River Trail.

This project may be combined with development of adjacent property. Improvements to the stormwater system may also be considered with the reconstruction of Riverdale Drive.

Expenditures	2019	2020	2021	2022	2023	2024	2025	2026	2027	2028	Total
Improvements Other than Building Cost		100,000									100,000
Total		100,000									100,000
Funding Sources	2019	2020	2021	2022	2023	2024	2025	2026	2027	2028	Total
Park Improvement Trust Fund		100,000									100,000
Total		100,000									100,000

Capital Improvement Program
City of Ramsey, Minnesota

2019 thru 2028

Department Park Improvements
 Contact
 Type Improvement
 Useful Life 20 Years
 Category Park Improvement
 Priority 5-Opportunity/Unfunded/Placeholder
 Status Active

Total Cost \$230,000

Project # 06-PARK-019
 Project Name Trail Connections

Description
 This project would include the installation of several high priority connections linking segments of the city's trail system as opportunities and funding become available.
 Examples:
 -142nd Ave, east of TH#47, north to Xkimo Street
 -Armstrong Boulevard Trail from Central Park to Trott Brook
 -North Commons Neighborhood Trail Link at Zeolite Street

Justification
 The increase demand in use of the city's trail system compels the continued development of the trail system.
 Resident requests for improved trail system connections are reflected in priority projects. Trails will also move people off high speed roadways and improve transportation and safety - an objective that is aligned within the strategic goal of a Connected Community.

Expenditures	2019	2020	2021	2022	2023	2024	2025	2026	2027	2028	Total
Improvements Other than Building Cost	30,000	200,000									230,000
Total	30,000	200,000									230,000
Funding Sources	2019	2020	2021	2022	2023	2024	2025	2026	2027	2028	Total
Park Improvement Trust Fund	30,000	200,000									230,000
Total	30,000	200,000									230,000

Capital Improvement Program

2019 thru 2028

City of Ramsey, Minnesota

Department Park Improvements

Contact
Type Improvement
Useful Life 20 Years

Category Park Improvement
Priority 2-New Addition (High)
Status Active

Total Cost \$1,350,000

Project # 08-PARK-005
Project Name Park Development in the COR

Description

This proposed capital improvement represents additional park development in The COR, beginning in 2017. The project may be grading, landscape restoration and a splash pad for the water-centric park-or playground and pavillion development at The Draw.

Justification

A splash pad continues to be requested by residents, and grading for the park would generate fill for areas of The COR the city desires to sell. Relative to a playground and pavillion for The Draw, this may emerge as a priority due to the increasing number of residential units near the park. The referenced park improvements will be evaluated at the same time as the land use plan for The COR is being discussed, and as part of the public process associated with the Comp Plan in 2017.

Prior	Expenditures	2019	2020	2021	2022	2023	2024	2025	2026	2027	2028	Total
150,000	Improvements Other than Building Cost		1,200,000									1,200,000
Total			1,200,000									1,200,000

Prior	Funding Sources	2019	2020	2021	2022	2023	2024	2025	2026	2027	2028	Total
150,000	Park Improvement Trust Fund		1,200,000									1,200,000
Total			1,200,000									1,200,000

Capital Improvement Program

2019 thru 2028

City of Ramsey, Minnesota

Department Park Improvements

Project # 12-PARK-008

Contact

Project Name McKinley Trail Connection to Anoka

Type Improvement

Useful Life 25

Category Park Improvement

Priority 5-Opportunity/Unfunded/Placeholder

Status Active

Total Cost \$50,000

Description

Construct Trail along McKinley extension to connect to Anoka City Limits.

Justification

This project will construct a trail in the industrial park from the intersection of Radium and McKinley to McKinley Street in Anoka, providing non-motorized connectivity between the two cities. This project was identified as a desire at a previous joint Anoka and Ramsey City Council meeting. The first step in considering this project would be to consult Anoka to determine if this is still a priority.

The project would align with Ramsey's strategic goal of a 'Connected Community'..

Expenditures	2019	2020	2021	2022	2023	2024	2025	2026	2027	2028	Total
Improvements Other than Building Cost		50,000									50,000
Total		50,000									50,000
Funding Sources	2019	2020	2021	2022	2023	2024	2025	2026	2027	2028	Total
Park Improvement Trust Fund		25,000									25,000
City of Anoka		25,000									25,000
Total		50,000									50,000

Capital Improvement Program

2019 thru 2028

City of Ramsey, Minnesota

Department Park Improvements

Project # 15-PARK-01

Contact

Project Name Additional Land For Central Park

Type Land

Useful Life

Category Park Improvement

Priority 4-New Addition (Med)

Status Active

Total Cost \$250,000

Description

This project envisions the purchase of 15+ acres for an expansion of Central Park, with the proposed pathway connecting to 161st Ave, or potentially all of the approximate 35 acres east of the existing path.

Justification

Central Park is a highly used park. The additional acreage would offer additional space for parking and recreational use.

Expenditures	2019	2020	2021	2022	2023	2024	2025	2026	2027	2028	Total
Land Acquisition				250,000							250,000
Total				250,000							250,000
Funding Sources	2019	2020	2021	2022	2023	2024	2025	2026	2027	2028	Total
Park Improvement Trust Fund				250,000							250,000
Total				250,000							250,000

Capital Improvement Program
City of Ramsey, Minnesota

2019 thru 2028

Department Park Improvements

Contact

Type Improvement

Useful Life 20

Category Park Improvement

Priority 2-New Addition (High)

Status Active

Total Cost \$58,000

Project #	17-PARK-005
Project Name	Dog Park Shelter-Alpine Park

Description	Within the off-leash area at Alpine Park would be a lighted hexagonal shelter with concrete floor. Surrounding the shelter for approximately 30 feet and connecting to the trail, would be artificial turf.										
--------------------	---	--	--	--	--	--	--	--	--	--	--

Justification	The Bark Park, as it is known, is very popular. So well used, in fact, that grass cannot be maintained in the congregating areas of the park. The artificial turf over a sport court system will provide for a quality surface around the shelter that will not be muddy and will be able to be maintained.										
----------------------	---	--	--	--	--	--	--	--	--	--	--

Expenditures	2019	2020	2021	2022	2023	2024	2025	2026	2027	2028	Total
Building Cost/Construction	15,000										15,000
Improvements Other than Building Cost	43,000										43,000
Total	58,000										58,000

Funding Sources	2019	2020	2021	2022	2023	2024	2025	2026	2027	2028	Total
Grants/Outside Sources	20,000										20,000
Landfill Trust Fund	38,000										38,000
Total	58,000										58,000

Capital Improvement Program

2019 thru 2028

City of Ramsey, Minnesota

Department Park Improvements

Project # 17-PARK-006

Contact

Project Name Field Lighting - Central Park

Type Improvement

Useful Life 20

Category Park Improvement

Priority 4-New Addition (Med)

Status Active

Total Cost \$200,000

Description

Proposed improvement is for additional athletic field lighting for a community park for fall sport use.

Justification

Fall sports, most notably soccer and football, are constrained by shorter daylight, necessitating field lighting. An alternate for exploration would be constructing more fields.

Expenditures	2019	2020	2021	2022	2023	2024	2025	2026	2027	2028	Total
Improvements Other than Building Cost							200,000				200,000
Total							200,000				200,000
Funding Sources	2019	2020	2021	2022	2023	2024	2025	2026	2027	2028	Total
Grants/Outside Sources							50,000				50,000
Lawful Gambling Fund							150,000				150,000
Total							200,000				200,000

Capital Improvement Program
City of Ramsey, Minnesota

2019 thru 2028

Department Park Improvements

Contact

Type Improvement

Useful Life 20

Category Park Improvement

Priority 2-New Addition (High)

Status Active

Total Cost \$150,000

Project # 17-PARK-007
 Project Name Northfork North Trail Connection

Description

Construct 10 foot paved multi-purpose trail through Outlot B, Northfork and Outlot A. Northfork Trail addition within dedicated 16' easement.

Justification

Bituminous trail connection constructed in lieu of on-road bicycle land on Andrie Street and 164th Lane NW per permanent pedestrian and bicycle trail easement agreement granted by Northfork Homeowner's Association on May 19th, 2016.

Expenditures	2019	2020	2021	2022	2023	2024	2025	2026	2027	2028	Total
Improvements Other than Building Cost		150,000									150,000
Total		150,000									150,000
Funding Sources	2019	2020	2021	2022	2023	2024	2025	2026	2027	2028	Total
Park Improvement Trust Fund		150,000									150,000
Total		150,000									150,000

Capital Improvement Program

2019 thru 2028

City of Ramsey, Minnesota

Department Park Improvements

Project # 18-PARK-003

Contact

Project Name Amphitheater Lighting

Type Improvement

Useful Life 20 Years

Category Park Improvement

Priority 2-New Addition (High)

Status Active

Total Cost \$40,000

Description

Lighting enhancements and audio conduits at The Draw.

Justification

Additional lighting in and around the amphitheater is justified for concerts that go later into the evening and in the later summer.

Conduit and cable for audio (additional speakers) is likewise merited for larger events at the park.

Expenditures	2019	2020	2021	2022	2023	2024	2025	2026	2027	2028	Total
Improvements Other than Building Cost	40,000										40,000
Total	40,000										40,000
Funding Sources	2019	2020	2021	2022	2023	2024	2025	2026	2027	2028	Total
Park Improvement Trust Fund	40,000										40,000
Total	40,000										40,000

Capital Improvement Program

2019 thru 2028

City of Ramsey, Minnesota

Department Park Improvements

Contact

Type Improvement

Useful Life 20

Category Park Improvement

Priority 2-New Addition (High)

Status Active

Total Cost \$250,000

Project #	18-PARK-004
Project Name	Lake Itasca Park - Parking, Trail & Canoe System

Description

This project would permit access to the community park through a parking area adjacent to Alpine Drive, connection to the existing trails, and include a canoe/kayak/paddle-board system at the lake.

Justification

The parking lot will be for visitors, city-wide, as will the water-based recreational improvements. The trail will connect the new parking to the existing trails near the lake.

The timing of this limited, first phase of the Lake Itasca community park, also coincides with the hundreds of residential homes being platted in close proximity - with park dedication from these lots applied to the near-by park space for their benefit.

Expenditures	2019	2020	2021	2022	2023	2024	2025	2026	2027	2028	Total
Improvements Other than Building Cost		250,000									250,000
Total		250,000									250,000
Funding Sources	2019	2020	2021	2022	2023	2024	2025	2026	2027	2028	Total
Park Improvement Trust Fund		250,000									250,000
Total		250,000									250,000

Capital Improvement Program

2019 thru 2028

City of Ramsey, Minnesota

Project #	18-PARK-005
Project Name	Aeration for Sunfish Lake & The Draw

Department Park Improvements

Contact

Type Improvement

Useful Life 20

Category Park Improvement

Priority 5-Opportunity/Unfunded/Placeholder

Status Active

Total Cost \$40,000

Description

This project would install two separate aeration systems at The Draw and also at Sunfish Lake. Project elements include contracted installation, electrical power supply, signing, permitting and public notifications.

Note: The General Fund Budget would need to be adjusted to accommodate both annual electric expense and other O&M costs estimated at \$1,000 to \$2,000 annually.

Justification

Both Sunfish Lake and The Draw have become popular destinations for youth fishing for panfish. During certain winter conditions, shallow water bodies can experience 'winterkill'. The two separate aeration systems would pump oxygen and circulate the water, maintaining the fish populations.

Expenditures	2019	2020	2021	2022	2023	2024	2025	2026	2027	2028	Total
Improvements Other than Building Cost	40,000										40,000
Total	40,000										40,000
Funding Sources	2019	2020	2021	2022	2023	2024	2025	2026	2027	2028	Total
To Be Determined	40,000										40,000
Total	40,000										40,000

**Capital Improvement Program
City of Ramsey, Minnesota**

2019 thru 2028

Department Site Acquisitions

Project # 06-ACQ-002

Project Name Acquire outlots "A" in Rivers Bluff and Reilly Est

Contact

Type Land

Useful Life Unassigned

Category Park Improvement

Priority 5-Opportunity/Unfunded/Placeholder

Status Active

Total Cost \$20,000

Description

Along the Rum River in the central part of the city are separate outlots owned by two homeowners associations. Both are very attractive, wooded parcels and connected to existing trail corridors. This project may entail the donation of the land in exchange for passive improvements such as trails, picnic areas or fishing.

Justification

The associations would benefit by realizing these amenities near their homes. The \$20,000 expense represents an estimate for real-estate transaction costs, and perhaps park planning to promote the donation. The park plans would generate the development cost projections.

Expenditures	2019	2020	2021	2022	2023	2024	2025	2026	2027	2028	Total
Land Acquisition							20,000				20,000
Total							20,000				20,000
Funding Sources	2019	2020	2021	2022	2023	2024	2025	2026	2027	2028	Total
Park Improvement Trust Fund								20,000			20,000
Total								20,000			20,000

**Capital Improvement Program
City of Ramsey, Minnesota**

2019 thru 2028

Department Site Acquisitions

Project # 08-ACQ-002

Contact

Project Name Alpaca Estates Outlot

Type Land

Useful Life

Category Park Improvement

Priority 5-Opportunity/Unfunded/Placeholder

Status Active

Total Cost \$35,000

Description

This lot was not large enough to build on when the plat was filed.

Justification

This lot was the subject of a development proposal to build a single family home. The proposal was denied. Acquisition of this outlot would provide river access in this area and be part of larger area along the Mississippi proposed to the west.

Expenditures	2019	2020	2021	2022	2023	2024	2025	2026	2027	2028	Total
Land Acquisition								35,000			35,000
Total								35,000			35,000
Funding Sources	2019	2020	2021	2022	2023	2024	2025	2026	2027	2028	Total
Park Improvement Trust Fund								35,000			35,000
Total								35,000			35,000

Capital Improvement Program

2019 thru 2028

City of Ramsey, Minnesota

Project # 12-SEW-002
Project Name Fire Station 1 Sanitary Sewer Service
Department Sewer Utility
Contact
Type Improvement
Useful Life 50 Years
Category Sewer Utility Improvement
Priority 4-New Addition (Med)
Status Active

Total Cost \$60,000

Description
 Sanitary Sewer was extended to the Fire Station Property in 2011. This project will extend sanitary sewer into the fire station in conjunction with City Water. Sanitary trunk fees not waived.
 Related project 11-WTR-003 of \$55,000

Justification
 Extending sanitary sewer will allow removal of the septic tank and drainfield.

Expenditures	2019	2020	2021	2022	2023	2024	2025	2026	2027	2028	Total
Improvements Other than Building Cost		60,000									60,000
Total		60,000									60,000

Funding Sources	2019	2020	2021	2022	2023	2024	2025	2026	2027	2028	Total
Sewer Utility Fund		60,000									60,000
Total		60,000									60,000

Capital Improvement Program

2019 thru 2028

City of Ramsey, Minnesota

Department Sewer Utility

Project # 19-SEW-001

Contact

Project Name Replace Pumps at Lift Station #4

Type Improvement

Useful Life 15

Category Sewer Utility Improvement

Priority 1-Existing Obligation (High)

Status Active

Total Cost \$40,000

Description

Replace existing pumps at lift station #4 - 155th Lane and Iodine Street.

Justification

Replace both pumps and base elbows at lift station #4. Each pump has 105,000+ starts as of September 2018.

This is the highest flow liftstation and it handles all sewer from lift stations #6. Replacement will assure proper pumping and reliability at site.

Expenditures	2019	2020	2021	2022	2023	2024	2025	2026	2027	2028	Total
Improvements Other than Building Cost	40,000										40,000
Total	40,000										40,000
Funding Sources	2019	2020	2021	2022	2023	2024	2025	2026	2027	2028	Total
Sewer Utility Fund	40,000										40,000
Total	40,000										40,000

Capital Improvement Program

2019 thru 2028

City of Ramsey, Minnesota

Department Sewer Utility

Project # 19-SEW-002

Contact

Project Name Replace Pumps at Lift Station #6

Type Improvement

Useful Life 15

Category Sewer Utility Improvement

Priority 3-Existing Obligation (Med)

Status Active

Total Cost \$40,000

Description

Replace both pumps at lift station #6 16230 Iodine Street

Justification

Replace both pumps and base elbows due to normal wear. By 2021, both pumps will need to be replaced to assure proper pumping and reliability

Expenditures	2019	2020	2021	2022	2023	2024	2025	2026	2027	2028	Total
Improvements Other than Building Cost			40,000								40,000
Total			40,000								40,000
Funding Sources	2019	2020	2021	2022	2023	2024	2025	2026	2027	2028	Total
Sewer Utility Fund			40,000								40,000
Total			40,000								40,000

Capital Improvement Program

2019 thru 2028

City of Ramsey, Minnesota

Department Sewer Utility

Project # 19-SEW-003

Contact

Project Name Replace Pumps at Lift Station #2

Type Improvement

Useful Life 15

Category Sewer Utility Improvement

Priority 3-Existing Obligation (Med)

Status Active

Total Cost \$35,000

Description

Replace both pumps at lift station #2 - 157 Lane and Neon Street

Justification

Replace both pumps and base elbows due to normal wear by 2023. Both pumps will need to be replaced to assure proper pumping and reliability.

Expenditures	2019	2020	2021	2022	2023	2024	2025	2026	2027	2028	Total
Improvements Other than Building Cost					35,000						35,000
Total					35,000						35,000
Funding Sources	2019	2020	2021	2022	2023	2024	2025	2026	2027	2028	Total
Sewer Utility Fund					35,000						35,000
Total					35,000						35,000

Capital Improvement Program

2019 thru 2028

City of Ramsey, Minnesota

Department Stormwater Utility

Project # 12-STRM-001

Project Name Stormwater Drainage Improvements

Contact

Type Improvement

Useful Life 50 Years

Category Storm Water Utility Improvement

Priority 1-Existing Obligation (High)

Status Active

Total Cost \$520,000

Description

This project will address stormwater drainage problems reported in 2011.

Justification

These projects will add storm sewer pipe, clean ditches and address standing water concerns.

- 156th and Armstrong - Clean ditch or add storm sewer 2020: \$30,000

- 156th Lane and Juniper Ridge Drive - Install pipe to relieve water backing up in existing pipes 2020: \$350,000

Prior	2019	2020	2021	2022	2023	2024	2025	2026	2027	2028	Total
140,000											380,000
Improvements Other than Building Cost											
Total											380,000

Prior	2019	2020	2021	2022	2023	2024	2025	2026	2027	2028	Total
140,000											380,000
Storm Water Utility Fund											380,000
Total											380,000

Capital Improvement Program

2019 thru 2028

City of Ramsey, Minnesota

Department Stormwater Utility

Project # 16-STM-002

Contact

Project Name COR Regional Infiltration Basin

Type Improvement

Useful Life 50 Years

Category Storm Water Utility Improvement

Priority 2-New Addition (High)

Status Active

Total Cost \$1,100,000

Description

Construct stormwater lift station and regional infiltration basin on City-owned property at 14165 Ramsey Blvd. for all new developments in the COR located witing 10-year capture zones of municipal water supply wells.

Justification

The LRRWMO and state rules, as well as local ordinances, infiltration is not allowed within the 10-year capture zone of any municipal well. A condition of several recent LRRWMO permit approvals for such developments was that the City of Ramsey is responsible for providing the required volume retention for 1-inch of runoff from the developments at an off-site location. The first such development (Parkview East Apartments) required that this facility be on-line in July 2018.

Expenditures	2019	2020	2021	2022	2023	2024	2025	2026	2027	2028	Total
Improvements Other than Building Cost	1,100,000										1,100,000
Total	1,100,000										1,100,000
Funding Sources	2019	2020	2021	2022	2023	2024	2025	2026	2027	2028	Total
Storm Water Management Fund	550,000										550,000
Storm Water Utility Fund	550,000										550,000
Total	1,100,000										1,100,000

**Capital Improvement Program
City of Ramsey, Minnesota**

2019 thru 2028

Department Stormwater Utility
 Contact
 Type Improvement
 Useful Life 20
 Category Storm Water Utility Improvement
 Priority 1-Existing Obligation (High)
 Status Active

Project # 18-STRM-001
 Project Name Ermine Blvd Culvert Replacement

Total Cost \$130,000

Description
 This culvert is located on Ermine Boulevard in the northwest corner of the city and carries the Trotbrook under Ermine Boulevard.

Justification
 This culvert is showing signs of wear and some of the joints are starting to separate.

Expenditures	2019	2020	2021	2022	2023	2024	2025	2026	2027	2028	Total
Improvements Other than Building Cost		130,000									130,000
Total		130,000									130,000
Funding Sources	2019	2020	2021	2022	2023	2024	2025	2026	2027	2028	Total
Storm Water Utility Fund		130,000									130,000
Total		130,000									130,000

Capital Improvement Program
City of Ramsey, Minnesota

2019 thru 2028

Project # 19-STRM-001
 Project Name Outlet Control Structure Improvements

Department Stormwater Utility

Contact

Type Improvement

Useful Life 20

Category Storm Water Utility Improvement

Priority 2-New Addition (High)

Status Active

Total Cost \$75,000

Description

Construct Outlet Control Structure for 24.6 Acre lake bounded on the south by 142nd Avenue, on the east by Iodine and Junkite Street, on the north by Krypton Street and the west by Potassium Street.

Justification

The MnDNR has requested that the city install an outlet control structure and associated storm sewer to increase the normal water level (NWL) of the 24.6 Acre lake. Increasing the NWS may require improvements to surrounding trails and boardwalks to prevent periodic flooding of this infrastructure.

Expenditures	2019	2020	2021	2022	2023	2024	2025	2026	2027	2028	Total
Improvements Other than Building Cost	75,000										75,000
Total	75,000										75,000
Funding Sources	2019	2020	2021	2022	2023	2024	2025	2026	2027	2028	Total
Storm Water Utility Fund	75,000										75,000
Total	75,000										75,000

189

Capital Improvement Program

2019 thru 2028

City of Ramsey, Minnesota

Department Street Improvements
 Contact Unassigned
 Type Improvement
 Useful Life 60 Years
 Category Street Improvement
 Priority 4-New Addition (Med)
 Status Active

Project # 04-STR-012
 Project Name Zeolite Roadway Improvements

Total Cost \$1,091,000

Description
 This project consists of the installation of 1,300 feet of bituminous street, sidewalk/trail and storm sewer in the western portion of the COR.

Justification
 These improvements will be necessary to support the development anticipated in the west COR area.

Expenditures	2019	2020	2021	2022	2023	2024	2025	2026	2027	2028	Total
Improvements Other than Building Cost				1,091,000							1,091,000
Total				1,091,000							1,091,000

Funding Sources	2019	2020	2021	2022	2023	2024	2025	2026	2027	2028	Total
Public Improvement Revolving Fund				206,000							206,000
Tax Increment Fund #2				517,000							517,000
Sewer Utility Fund				41,000							41,000
Storm Water Utility Fund				96,000							96,000
Street Light Utility Fund				46,000							46,000
Water Utility Fund				185,000							185,000
Total				1,091,000							1,091,000

190

Capital Improvement Program

2019 thru 2028

City of Ramsey, Minnesota

Department Street Improvements

Contact Unassigned

Type Improvement

Useful Life 60 Years

Category Street Improvement

Priority 4-New Addition (Med)

Status Active

Total Cost \$4,870,000

Project # 04-STR-014
 Project Name COR Bunker Lake Blvd (Armstrong to Ramsey Blvd)

Description

Upgrades Bunker Lake Blvd between Armstrong and Ramsey Blvds, necessitated by the COR Development. Upgrades include traffic signals at Town Center Drive.

Total Cost for Bunker Lake Blvd. = \$4,870,000
 Street Improvements: \$3,650,000
 Bunker & Sunwood Signal: \$350,000
 Storm Water Improvements: \$530,000
 Water Utility Improvements: \$340,000
 Total Cost for Regional Roadway improvements = \$14,607,860 (Per JPA)

Justification

The construction of the COR will add additional traffic to Bunker Lake Blvd. This project will upgrade Bunker Lake Blvd to handle traffic from the COR.

Expenditures	2019	2020	2021	2022	2023	2024	2025	2026	2027	2028	Total
Improvements Other than Building Cost				4,870,000							4,870,000
Total				4,870,000							4,870,000
Funding Sources	2019	2020	2021	2022	2023	2024	2025	2026	2027	2028	Total
MSA				350,000							350,000
Tax Increment Fund #2				1,500,000							1,500,000
Tax Increment Fund #1				1,000,000							1,000,000
Storm Water Utility Fund				530,000							530,000
Water Utility Fund				340,000							340,000
Tax Increment Fund #14 (BONDING)				1,150,000							1,150,000
Total				4,870,000							4,870,000

Capital Improvement Program

2019 thru 2028

City of Ramsey, Minnesota

Department Street Improvements

Project # 15-STR-003

Contact

Project Name Sunwood Drive Roundabout Landscaping

Type Improvement

Useful Life 60 Years

Category Street Improvement

Priority 1-Existing Obligation (High)

Status Active

Total Cost \$20,000

Description

Includes installation of perennial grasses, plants, and trees/shrubs as well as irrigation modifications.

Justification

Promote the vision of The COR area.

Expenditures	2019	2020	2021	2022	2023	2024	2025	2026	2027	2028	Total
Improvements Other than Building Cost	20,000										20,000
Total	20,000										20,000
Funding Sources	2019	2020	2021	2022	2023	2024	2025	2026	2027	2028	Total
Public Improvement Revolving Fund	20,000										20,000
Total	20,000										20,000

Capital Improvement Program
City of Ramsey, Minnesota

2019 thru 2028

Department Street Improvements
 Contact
 Type Improvement
 Useful Life 60 Years
 Category Street Improvement
 Priority 1-Existing Obligation (High)
 Status Active

Project # 15-STR-006
 Project Name Reconstruction Streets: Ford Brook Estates/Hy 10

Total Cost \$506,910

Description	Total Cost
Reconstruction of streets in Ford Brook Estates: 180th Lane & Krypton Street and Hy 10: 146th Avenue, 147th Avenue and Ferret Street	
Total Ford Brook Project Cost = \$219,263	
Street Improvements: \$206,038	
Storm Water Improvements: \$13,225	
Total Hy 10 Project Cost = \$287,647	
Street Improvements: \$236,990	
Storm Water Improvements: \$19,895	
Watermain Improvements: \$30,762	

Justification
 These streets are in poor condition and require reconstruction. The pavement has deteriorated beyond the point where an overlay could be applied. This project will install concrete curb and gutter and storm sewer.

Expenditures	2019	2020	2021	2022	2023	2024	2025	2026	2027	2028	Total
Improvements Other than Building Cost	506,910										506,910
Total	506,910										506,910

Funding Sources	2019	2020	2021	2022	2023	2024	2025	2026	2027	2028	Total
Special Assessment - Bonded	110,757										110,757
Storm Water Utility Fund	33,120										33,120
Water Utility Fund	30,762										30,762
GO Bonding (Road Funding)	332,271										332,271
Total	506,910										506,910

Capital Improvement Program

2019 thru 2028

City of Ramsey, Minnesota

Department Street Improvements
Contact
Type Improvement
Useful Life 60 Years
Category Street Improvement
Priority 1-Existing Obligation (High)
Status Active

Project # 15-STR-012
Project Name Reconstruction Streets: Brookview Est, ChestnutWo

Total Cost \$712,225

Description

Each paved street within the City is scheduled to receive preventative maintenance on a regularly scheduled basis, including reconstruction at the end of its useful life.

2019 Projects: Brookview Estates: Geranium Street, 173rd Avenue
 Chestnut Ridge/Woodpond Hills: Krypton Street, Helium Street & 146th Avenue

Total Brookview Estates Project Cost = \$407,147

Street Improvements: \$367,998
 Storm Water Improvements: \$39,149
 Watermain Improvements: \$0

Total Wood Pond Hills & Chestnut Ridge Project Cost = \$305,078

Street Improvements: \$301,349
 Storm Water Improvements: \$3,729
 Watermain Improvements: \$0

T

Justification

Regular scheduled maintenance safeguards the considerable investment the City has in its pavements by cost effectively maximizing pavement life and minimizing emergency repairs.

Overlaying streets provides additional pavement life. These streets were selected based on Paser rating and time since last pavement maintenance treatment.

Look at Possibility of Using MSA or PIR funds for portion of costs instead of bonding.

Revisit Program for 2020-2025

Expenditures	2019	2020	2021	2022	2023	2024	2025	2026	2027	2028	Total
Improvements Other than Building Cost	712,225										712,225
Total	712,225										712,225
Funding Sources	2019	2020	2021	2022	2023	2024	2025	2026	2027	2028	Total
Special Assessment - Bonded	167,336										167,336

149

Capital Improvement Program
City of Ramsey, Minnesota

2019 thru 2028

Storm Water Utility Fund	42,879	42,879
GO Bonding (Road Funding)	202,010	202,010
Tax Increment Fund #8	300,000	300,000
Total	712,225	712,225

Capital Improvement Program

2019 thru 2028

City of Ramsey, Minnesota

Department Street Improvements
 Contact
 Type Improvement
 Useful Life 60 Years
 Category Street Improvement
 Priority 5-Opportunity/Unfunded/Placeholder
 Status Active

Project # 16-STR-002
 Project Name Ramsey Blvd RR Underpass

Total Cost \$21,000,000

Description

Construct BNSF railroad underpass on Ramsey Boulevard as identified in the Highway 10 Access Planning Study project implementation plan.

Justification

The existing at-grade vehicle and pedestrian crossings of the BNSF railroad tracks are unsafe and result in traffic congestion and mobility issues along US Highway 10 and Ramsey Boulevard. When responding to calls for service, emergency vehicles are not able to cross the railroad tracks or US Highway 10 when trains are present. This can result in delays of several minutes or more, depending on the length of the train(s).

Expenditures	2019	2020	2021	2022	2023	2024	2025	2026	2027	2028	Total
Improvements Other than Building Cost	4,500,000	16,500,000									21,000,000
Total	4,500,000	16,500,000									21,000,000
Funding Sources	2019	2020	2021	2022	2023	2024	2025	2026	2027	2028	Total
Grants/Outside Sources	2,500,000	16,500,000	0								19,000,000
MSA	2,000,000										2,000,000
Total	4,500,000	16,500,000	0								21,000,000

Capital Improvement Program

2019 thru 2028

City of Ramsey, Minnesota

Project #	16-STR-003
Project Name	North Hwy 10 Frontage Road-Ramsey to SLB

Department Street Improvements

Contact

Type Improvement

Useful Life 60 Years

Category Street Improvement

Priority 5-Opportunity/Unfunded/Placeholder

Status Active

Total Cost \$12,900,000

Description

Construct North Frontage Road to US Highway 10 connecting Ramsey Boulevard and Sunfish Lake Boulevard per the Highway 10 Access Planning Study project implementation plan.

Justification

Twenty private access points exist along Highway 10 between Ramsey and Sunfish Lake Boulevards. This project will remove all 20 private accesses, resulting in improved safety, congestion and mobility for traffic on US Highway 10 between Ramsey Boulevard and Sunfish Lake Boulevard. Completion of these improvements is also required to support proper sequencing for other proposed improvement projects along Highway 10 per the Highway 10 Access Planning Study

Expenditures	2019	2020	2021	2022	2023	2024	2025	2026	2027	2028	Total
Improvements Other than Building Cost		7,000,000	5,900,000								12,900,000
Total		7,000,000	5,900,000								12,900,000
Funding Sources	2019	2020	2021	2022	2023	2024	2025	2026	2027	2028	Total
Grants/Outside Sources		6,355,000	5,900,000								12,255,000
Public Improvement Revolving Fund		645,000									645,000
Total		7,000,000	5,900,000								12,900,000

198

**Capital Improvement Program
City of Ramsey, Minnesota**

2019 thru 2028

Project # 16-STR-004
Project Name South Hwy 10 Frontage Rd-SLB to Anoka

Department Street Improvements
Contact
Type Improvement
Useful Life 60 Years
Category Street Improvement
Priority 5-Opportunity/Unfunded/Placeholder
Status Active

Total Cost \$2,700,000

Description

Construct South Frontage Road to US Highway 10 east of Sunfish Lake Boulevard to City of Anoka per the Highway 10 Access Planning Study project implementation plan.

Justification

Seven private access points exist along Highway 10 within the City of Ramsey east of Sunfish Lake Boulevard. This project will remove all 7 private accesses, resulting in improved safety, congestion and mobility for traffic using US Highway 10 in the project area. Completion of these improvements is also required to support proper sequencing for other proposed improvement projects along Highway 10 per the Highway 10 Access Planning Study. This project also supports existing businesses and the City's redevelopment goals, while also providing maximum flexibility for redevelopment potential of adjacent parcels.

Expenditures	2019	2020	2021	2022	2023	2024	2025	2026	2027	2028	Total
Improvements Other than Building Cost			2,000,000	700,000							2,700,000
Total			2,000,000	700,000							2,700,000
Funding Sources	2019	2020	2021	2022	2023	2024	2025	2026	2027	2028	Total
Grants/Outside Sources			1,285,000	700,000							1,985,000
Public Improvement Revolving Fund			715,000								715,000
Total			2,000,000	700,000							2,700,000

Capital Improvement Program
City of Ramsey, Minnesota

2019 thru 2028

Department Street Improvements

Project# 17-STR-001

Contact

Project Name Reconstruction Streets: Barthels Rum River Acres

Type Improvement

Useful Life 60 Years

Category Street Improvement

Priority 1-Existing Obligation (High)

Status Active

Total Cost \$701,248

Description

Reconstruction of Barthel's Rum River Acres: 164th Lane, Dysprosium Street, Junkite Street

Justification

Each paved street within the City is scheduled to receive preventative maintenance on a regularly scheduled basis including reconstruction at the end of its useful life, which is estimate to be 60 years based on the City's predominant sand subgrades.

Expenditures	2019	2020	2021	2022	2023	2024	2025	2026	2027	2028	Total
Improvements Other than Building Cost		701,248									701,248
Total		701,248									701,248
Funding Sources	2019	2020	2021	2022	2023	2024	2025	2026	2027	2028	Total
Special Assessment - Bonded											159,375
Storm Water Utility Fund		63,750									63,750
GO Bonding (Road Funding)		478,123									478,123
Total		701,248									701,248

Capital Improvement Program

2019 thru 2028

City of Ramsey, Minnesota

Department Street Improvements

Project # 17-STR-002

Contact

Project Name Reconstruction Streets: Echo Ridge, Juniper Woods

Type Improvement

Useful Life 60 Years

Category Street Improvement

Priority 1-Existing Obligation (High)

Status Active

Total Cost \$769,500

Description

Reconstruct: Echo Ridge: 177th Avenue; Juniper Woods 1st & 2nd: 150th Lane, 151st Avenue, Tonto Street & Ute Street; Northfork Oaks 2nd & 3rd: 162nd Lane, Royal Circle, Royal Court and Royal Road; Section 02 Unplatted: 177th Avenue

Total Echo Ridge Project Cost = \$77,000
 Street Improvements: \$70,000
 Storm Water Improvements: \$7,000
 Watermain Improvements: \$0

Total Juniper Woods 1 & 2: Project Cost = \$244,800
 Street Improvements: \$240,000
 Storm Water Improvements: \$4,800
 Watermain Improvements: \$0

Total Northfork Oaks 2 & 3 Project Cost = \$392,700
 Street Improvements: \$385,000
 Storm Water Improvements: \$7,700
 Watermain Improvements: \$0

Total Section 02 Unplatted Project Cost = \$55,000
 Street Improvements: \$50,000
 Storm Water Improvements: \$5,000
 Watermain Improvements: \$0

Justification

Each paved street within the City is scheduled to receive preventative maintenance on a regularly scheduled basis including reconstruction at the end of its useful life, which is estimate to be 60 years based on the City's predominant sand subgrades.

Expenditures	2019	2020	2021	2022	2023	2024	2025	2026	2027	2028	Total
Improvements Other than Building Cost		769,500									769,500
Total		769,500									769,500

2009

Capital Improvement Program

2019 thru 2028

City of Ramsey, Minnesota

Funding Sources	2019	2020	2021	2022	2023	2024	2025	2026	2027	2028	Total
Special Assessment - Bonded		186,250									186,250
Storm Water Utility Fund		24,500									24,500
GO Bonding (Road Funding)		558,750									558,750
Total		769,500									769,500

208

Capital Improvement Program

2019 thru 2028

City of Ramsey, Minnesota

Department Street Improvements

Project # 17-STR-003

Contact

Project Name Reconstruction Streets: Riverdale Drive & Sect 07

Type Improvement

Useful Life 60 Years

Category Street Improvement

Priority 3-Existing Obligation (Med)

Status Active

Total Cost \$1,381,160

Description

Reconstruction of Riverdale Drive from Feldspar Street to Tungsten Street which is a MSA street. Staff recommends using MSA funds to fund a portion of the costs based on availability. Reconstruction of roads in Section 07 unplatted,

Total Riverdale Drive Project Cost = \$854,480

Street Improvements: \$776,800

Storm Water Improvements: \$77,680

Watermain Improvements: \$0

Total Outlot 07 Unplatted Project Cost = \$526,680

Street Improvements: \$478,800

Storm Water Improvements: \$47,880

Watermain Improvements: \$0

Justification

Each paved street within the City is scheduled to receive preventative maintenance on a regularly scheduled basis including reconstruction at the end of its useful life, which is estimate to be 60 years based on the City's predominant sand subgrades.

Expenditures	2019	2020	2021	2022	2023	2024	2025	2026	2027	2028	Total
Improvements Other than Building Cost			1,381,160								1,381,160
Total			1,381,160								1,381,160
Funding Sources	2019	2020	2021	2022	2023	2024	2025	2026	2027	2028	Total
MSA			500,000								500,000
Special Assessment - Bonded			313,900								313,900
Storm Water Utility Fund			125,560								125,560
GO Bonding (Road Funding)			441,700								441,700
Total			1,381,160								1,381,160

202

Capital Improvement Program

2019 thru 2028

City of Ramsey, Minnesota

Department Street Improvements

Project # 17-STR-004

Contact

Project Name Reconstruction Streets: Wood Pond Hills 2nd-5th

Type Improvement

Useful Life 60 Years

Category Street Improvement

Priority 3-Existing Obligation (Med)

Status Active

Total Cost \$365,600

Description

Reconstruct Wood Pond Hills 2nd, Wood Pond Hills 3rd, Wood Pond Hills 4th, and Wood Pond Hills 5th additions

Total Project Costs: \$365,600

Street Improvements: \$356,800

Storm Sewer \$ 8,800

Justification

Each paved street within the City is scheduled to receive preventative maintenance on a regularly scheduled basis including reconstruction at the end of its useful life, which is estimate to be 60 years based on the City's predominant sand subgrades.

Expenditures	2019	2020	2021	2022	2023	2024	2025	2026	2027	2028	Total
Improvements Other than Building Cost			365,600								365,600
Total			365,600								365,600
Funding Sources	2019	2020	2021	2022	2023	2024	2025	2026	2027	2028	Total
Special Assessment - Bonded			89,200								89,200
Storm Water Utility Fund			8,800								8,800
GO Bonding (Road Funding)			101,600								101,600
Tax Increment Fund #8			166,000								166,000
Total			365,600								365,600

**Capital Improvement Program
City of Ramsey, Minnesota**

2019 thru 2028

Department Street Improvements

Contact

Type Improvement

Useful Life 60 Years

Category Street Improvement

Priority 3-Existing Obligation (Med)

Status Active

Total Cost \$3,468,548

Project # 17-STR-005

Project Name Reconstruction Streets: Autumn Heights & Variolite

Description

Reconstruction of Autumn Heights and Variolite Street.
Staff recommends using MSA funds to fund a portion of the costs based on availability.

Justification

Each paved street within the City is scheduled to receive preventative maintenance on a regularly scheduled basis including reconstruction at the end of its useful life, which is estimate to be 60 years based on the City's predominant sand subgrades.

Look at Possibility of Using MSA or PIR funds for portion of costs instead of bonding.

Expenditures	2019	2020	2021	2022	2023	2024	2025	2026	2027	2028	Total
Improvements Other than Building Cost				3,468,548							3,468,548
Total				3,468,548							3,468,548
Funding Sources	2019	2020	2021	2022	2023	2024	2025	2026	2027	2028	Total
MSA				1,000,000							1,000,000
Special Assessment - Bonded				255,000							255,000
Storm Water Utility Fund				315,323							315,323
GO Bonding (Road Funding)				1,898,225							1,898,225
Total				3,468,548							3,468,548

Capital Improvement Program

2019 thru 2028

City of Ramsey, Minnesota

Department Street Improvements

Project # 17-STR-006

Contact

Project Name Reconstruction Streets: Halls Dover & Sorteberg

Type Improvement

Useful Life 60 Years

Category Street Improvement

Priority 3-Existing Obligation (Med)

Status Active

Total Cost \$836,000

Description

Reconstruction of streets:
Halls Dover Acres: 157th Lane, 158th Avenue, 158th Lane, Quicksilver Street, Radium Street and Sodium Street
Sortebergs: 159th Lane and Xenolith Street

Total Halls Dover Acres Project Cost = \$539,000

Street Improvements: \$490,000

Storm Water Improvements: \$49,000

Watermain Improvements: \$0

Total Sortebergs Project Cost = \$297,000

Street Improvements: \$270,000

Storm Water Improvements: \$27,000

Watermain Improvements: \$0

Justification

Each paved street within the City is scheduled to receive preventative maintenance on a regularly scheduled basis including reconstruction at the end of its useful life, which is estimate to be 60 years based on the City's predominant sand subgrades.

Expenditures	2019	2020	2021	2022	2023	2024	2025	2026	2027	2028	Total
Improvements Other than Building Cost				836,000							836,000
Total				836,000							836,000
Funding Sources	2019	2020	2021	2022	2023	2024	2025	2026	2027	2028	Total
Special Assessment - Bonded				190,000							190,000
Storm Water Utility Fund				76,000							76,000
GO Bonding (Road Funding)				570,000							570,000
Total				836,000							836,000

205

**Capital Improvement Program
City of Ramsey, Minnesota**

2019 thru 2028

Project # 17-STR-007
Project Name Reconstruction Streets: Nature View & Sorteberg 6

Department Street Improvements
Contact
Type Improvement
Useful Life 60 Years
Category Street Improvement
Priority 3-Existing Obligation (Med)
Status Active

Total Cost \$815,650

Description

Reconstruction of Nature View: 159th Avenue, Azurite Court & Xenon Street and Sorteberg's 6th: 174th Lane, Puma Street and Rabbit Street.

Total Nature View Project Cost = \$253,000
Street Improvements: \$230,000
Storm Water Improvements: \$23,000
Watermain Improvements: \$0

Total Sortebergs 6th Project Cost = \$562,650
Street Improvements: \$488,500
Storm Water Improvements: \$74,150
Watermain Improvements: \$0

Justification

Each paved street within the City is scheduled to receive preventative maintenance on a regularly scheduled basis including reconstruction at the end of its useful life, which is estimate to be 60 years based on the City's predominant sand subgrades.

Expenditures	2019	2020	2021	2022	2023	2024	2025	2026	2027	2028	Total
Improvements Other than Building Cost					815,650						815,650
Total					815,650						815,650
Funding Sources	2019	2020	2021	2022	2023	2024	2025	2026	2027	2028	Total
Special Assessment - Bonded					185,375						185,375
Storm Water Utility Fund					74,150						74,150
GO Bonding (Road Funding)					556,125						556,125
Total					815,650						815,650

208

**Capital Improvement Program
City of Ramsey, Minnesota**

2019 thru 2028

Department Street Improvements

Project # 17-STR-008

Contact

Project Name Reconstruct Streets: Fox Ridge Estates 1st & 2nd

Type Improvement

Useful Life 60 Years

Category Street Improvement

Priority 3-Existing Obligation (Med)

Status Active

Total Cost \$1,799,280

Description

Reconstruction Streets: Fox Ridge Estates 1st & 2nd: 170th Ave., 172nd Lane, 173rd Ave., 174th Ave., Potassium Court, Potassium Street, Tungsten Street & Wolfram Street

Justification

Each paved street within the City is scheduled to receive preventative maintenance on a regularly scheduled basis including reconstruction at the end of its useful life, which is estimate to be 60 years based on the City's predominant sand subgrades.

Look at Possibility of Using MSA or PIR funds for portion of costs instead of bonding.

Expenditures	2019	2020	2021	2022	2023	2024	2025	2026	2027	2028	Total
Improvements Other than Building Cost					1,799,280						1,799,280
Total					1,799,280						1,799,280
Funding Sources	2019	2020	2021	2022	2023	2024	2025	2026	2027	2028	Total
Special Assessment - Bonded					445,500						445,500
Storm Water Utility Fund					17,280						17,280
GO Bonding (Road Funding)					1,336,500						1,336,500
Total					1,799,280						1,799,280

**Capital Improvement Program
City of Ramsey, Minnesota**

2019 thru 2028

Department Street Improvements

Project # 17-STR-009
Project Name Reconstruction Streets: Rodeo Hillst/Valley View

Contact

Type Improvement

Useful Life 60 Years

Category Street Improvement

Priority 3-Existing Obligation (Med)

Status Active

Total Cost \$981,750

Description

Reconstruction of Rodeo Hills Estates, Valley View Acres: Soil Correction likely required. 177th Lane, 178th Lane, 179th Lane, 180th Lane, Uranium Street and Vanadium Street.

Justification

Each paved street within the City is scheduled to receive preventative maintenance on a regularly scheduled basis including reconstruction at the end of its useful life, which is estimate to be 60 years based on the City's predominant sand subgrades.

Expenditures	2019	2020	2021	2022	2023	2024	2025	2026	2027	2028	Total
Improvements Other than Building Cost						981,750					981,750
Total						981,750					981,750
Funding Sources	2019	2020	2021	2022	2023	2024	2025	2026	2027	2028	Total
Special Assessment - Bonded						148,750					148,750
Storm Water Utility Fund						89,250					89,250
GO Bonding (Road Funding)						743,750					743,750
Total						981,750					981,750

**Capital Improvement Program
City of Ramsey, Minnesota**

2019 thru 2028

Department Street Improvements
Contact

Type Improvement
Useful Life 20 Years

Category Street Improvement
Priority 3-Existing Obligation (Med)

Status Active

Total Cost \$744,209

Project # 17-STR-010
Project Name 2024 Overlay Projects

Description

Mill and overlay numerous existing streets.
Oakridge Estates, Sunny Ponds, Sunny Ponds 2nd, Sunny Ponds 3rd, Business Park 95, Business Park 95 2nd, Business Park 95 5th, Business Park 95 7th and Traprock Commons

Justification

Each paved street within the City is scheduled to receive preventative maintenance on a regularly scheduled basis including reconstruction at the end of its useful life, which is estimate to be 60 years based on the City's predominant sand subgrades.

Expenditures	2019	2020	2021	2022	2023	2024	2025	2026	2027	2028	Total
Improvements Other than Building Cost						744,209					744,209
Total						744,209					744,209
Funding Sources	2019	2020	2021	2022	2023	2024	2025	2026	2027	2028	Total
Special Assessment - Bonded						176,252					176,252
Storm Water Utility Fund						39,200					39,200
GO Bonding (Road Funding)						528,757					528,757
Total						744,209					744,209

Capital Improvement Program

2019 thru 2028

City of Ramsey, Minnesota

Department Street Improvements

Project # 17-STR-011

Contact

Project Name Reconstruction Streets: Alpine Drive

Type Improvement

Useful Life 60 Years

Category Street Improvement

Priority 3-Existing Obligation (Med)

Status Active

Total Cost \$1,123,750

Description

Reconstruction of Alpine Drive between Puma Street to Armstrong Boulevard.

Justification

Each paved street within the City is scheduled to receive preventative maintenance on a regularly scheduled basis including reconstruction at the end of its useful life, which is estimate to be 60 years based on the City's predominant sand subgrades.

Look at Possibility of Using MSA or PIR funds for portion of costs instead of bonding.

Expenditures	2019	2020	2021	2022	2023	2024	2025	2026	2027	2028	Total
Improvements Other than Building Cost							1,123,750				1,123,750
Total							1,123,750				1,123,750
Funding Sources	2019	2020	2021	2022	2023	2024	2025	2026	2027	2028	Total
Special Assessment - Bonded							40,000				40,000
Storm Water Utility Fund							10,500				10,500
Water Utility Fund							385,000				385,000
GO Bonding (Road Funding)							688,250				688,250
Total							1,123,750				1,123,750

Capital Improvement Program
City of Ramsey, Minnesota

2019 thru 2028

Project # 17-STR-012
Project Name 2025 Overlay Projects

Department Street Improvements
Contact
Type Improvement
Useful Life 20 Years
Category Street Improvement
Priority 3-Existing Obligation (Med)
Status Active

Total Cost \$600,000

Description

Repair, overlay and stripe concrete pavement on Sunwood Drive and Rhinestone Street in the COR. Proposed improvements include repairing cracks, failing concrete joints and holes, as well as, replacing all existing colored concrete crosswalks with high-early concrete and adding thermoplastic crosswalk markings, along with new pavement striping on both sides.

Justification

Numerous concrete pavement joints are failing resulting in stormwater runoff infiltrating into the pavement base, accelerating pavement deterioration due to saturated subgrade soils. Numerous holes also exist in the pavement allowing stormwater runoff into the pavement base. These holes also present trip hazards to pedestrians and most of the holes are located in pedestrian crosswalks where colored concrete was used for enhanced delineation.

Look at possibility of using MSA or PIR funds for portion of costs instead of bonding.

Expenditures	2019	2020	2021	2022	2023	2024	2025	2026	2027	2028	Total
Improvements Other than Building Cost							600,000				600,000
Total							600,000				600,000
Funding Sources	2019	2020	2021	2022	2023	2024	2025	2026	2027	2028	Total
Special Assessment - Bonded							150,000				150,000
GO Bonding (Road Funding)							450,000				450,000
Total							600,000				600,000

Capital Improvement Program

2019 thru 2028

City of Ramsey, Minnesota

Department Street Improvements

Project # 17-STR-013

Contact

Project Name Reconstruction Streets: Whispering Pine Est Pl 3

Type Improvement

Useful Life 60 Years

Category Street Improvement

Priority 3-Existing Obligation (Med)

Status Active

Total Cost \$1,422,950

Description

Reconstruct streets in Whispering Pines Estates Plat 3: Add Concrete curb and gutter and storm sewer. 157th Lane, 158th Avenue, 158th Lane, Eland Street, Ferret Street and Kangaroo Street

Justification

These streets are in poor condition and require reconstruction. The pavement has deteriorated beyond the point where an overlay should be applied. This project will install concrete curb and gutter and storm sewer.

Expenditures	2019	2020	2021	2022	2023	2024	2025	2026	2027	2028	Total
Improvements Other than Building Cost								1,422,950			1,422,950
Total								1,422,950			1,422,950
Funding Sources	2019	2020	2021	2022	2023	2024	2025	2026	2027	2028	Total
Special Assessment - Bonded								307,312			307,312
Storm Water Utility Fund								193,700			193,700
GO Bonding (Road Funding)								921,938			921,938
Total								1,422,950			1,422,950

Capital Improvement Program

2019 thru 2028

City of Ramsey, Minnesota

Department Street Improvements
 Contact
 Type Improvement
 Useful Life 20 Years
 Category Street Improvement
 Priority 3-Existing Obligation (Med)
 Status Active

Project # 17-STR-014
 Project Name 2026 Overlay Projects

Total Cost \$754,300

Description

Overlay streets in Amber Ridge, Birch Hill Lodges, Cedar Hills 1st, 2nd & 3rd, Chestnut Hills 1st thru 5th Addn and Section 09 Unplatted

Justification

These streets are in such condition that they require an overlay to most cost-effectively maintain the pavement.

Expenditures	2019	2020	2021	2022	2023	2024	2025	2026	2027	2028	Total
Improvements Other than Building Cost						754,300					754,300
Total						754,300					754,300
Funding Sources	2019	2020	2021	2022	2023	2024	2025	2026	2027	2028	Total
Special Assessment - Bonded								178,650			178,650
Storm Water Utility Fund								39,700			39,700
GO Bonding (Road Funding)								535,950			535,950
Total								754,300			754,300

Capital Improvement Program

2019 thru 2028

City of Ramsey, Minnesota

Department Street Improvements
 Contact
 Type Improvement
 Useful Life 25
 Category Street Improvement
 Priority 4-New Addition (Med)
 Status Active

Total Cost \$300,000

Project # 18-STR-001
 Project Name Alpine Drive Pedestrian Crossing at 151st Avenue

Description

Construct grade separated or signalized pedestrian crossing on Alpine Drive at 151st Avenue in conjunction with development.

Justification

Provide a safe pedestrian crossing for Alpine Drive connecting Riverstone residential development to Lake Itasca Park and the regional trail north of Alpine Drive.

Expenditures	2019	2020	2021	2022	2023	2024	2025	2026	2027	2028	Total
Improvements Other than Building Cost		300,000									300,000
Total		300,000									300,000
Funding Sources	2019	2020	2021	2022	2023	2024	2025	2026	2027	2028	Total
Public Improvement Revolving Fund		75,000									75,000
Developer Fees		225,000									225,000
Total		300,000									300,000

**Capital Improvement Program
City of Ramsey, Minnesota**

2019 thru 2028

Department Street Improvements
Contact
Type Improvement
Useful Life 20
Category Street Improvement
Priority 3-Existing Obligation (Med)
Status Active

Total Cost \$444,600

Project # 18-STR-002
Project Name 2027 Overlay Projects

Description

Overlay streets in Town Center Gardens 1st thru 3rd addns, Evergreen Point Townhomes 1st & 2nd, Chestnut Ridge 2nd, 3rd

Justification

These streets are in such condition that they require an overlay to most cost-effectively maintain the pavement.

Expenditures	2019	2020	2021	2022	2023	2024	2025	2026	2027	2028	Total
Improvements Other than Building Cost									444,600		444,600
Total									444,600		444,600
Funding Sources	2019	2020	2021	2022	2023	2024	2025	2026	2027	2028	Total
Special Assessment - Bonded									105,300		105,300
Storm Water Utility Fund									23,400		23,400
GO Bonding (Road Funding)									315,900		315,900
Total									444,600		444,600

Capital Improvement Program

2019 thru 2028

City of Ramsey, Minnesota

Department Street Improvements

Project # 18-STR-003

Contact

Project Name Reconstruction Streets: Sports Haven, Sec 1 Unpl

Type Improvement

Useful Life 60 Years

Category Street Improvement

Priority 3-Existing Obligation (Med)

Status Active

Total Cost \$1,243,000

Description

Reconstruct streets in Sports Haven: 165th Lane, 166th Avenue, Xenolith Street, Yolite Street; Section 1 Unplatted north of CR (except Ute St): Waco Drive & Waco Street; Section 01 Unplatted south OF cr 27: 177TH Avenue, 178th Lane, 179th Avenue, Salish Circle, Tonto Street, and Yakima Street

Justification

These streets are in poor condition and require reconstruction. The pavement has deteriorated beyond the point where an overlay should be applied. This project will install concrete curb and gutter and storm sewer.

Expenditures	2019	2020	2021	2022	2023	2024	2025	2026	2027	2028	Total
Improvements Other than Building Cost									1,243,000		1,243,000
Total									1,243,000		1,243,000
Funding Sources	2019	2020	2021	2022	2023	2024	2025	2026	2027	2028	Total
Special Assessment - Bonded									282,500		282,500
Storm Water Utility Fund									113,000		113,000
GO Bonding (Road Funding)									847,500		847,500
Total									1,243,000		1,243,000

2/4

Capital Improvement Program
City of Ramsey, Minnesota

2019 thru 2028

Project # 19-STR-001
 Project Name Reconstruction Streets: Barthels Rum River Acres 2

Department Street Improvements
 Contact
 Type Improvement
 Useful Life 60 Years
 Category Street Improvement
 Priority 1-Existing Obligation (High)
 Status Active

Total Cost \$902,000

Description
 Reconstruction of Streets in Barthel's Rum River Acres 2nd: 161st Avenue, 162nd Lane, 164th Avenue, Dysprosium Street, Germanium Street and Junkite Street.

Justification
 These streets are in poor condition and require reconstruction. The pavement has deteriorated beyond the point where an overlay could be applied.

Expenditures	2019	2020	2021	2022	2023	2024	2025	2026	2027	2028	Total
Improvements Other than Building Cost		902,000									902,000
Total		902,000									902,000

Funding Sources	2019	2020	2021	2022	2023	2024	2025	2026	2027	2028	Total
Special Assessment - Bonded		205,000									205,000
Storm Water Utility Fund		82,000									82,000
GO Bonding (Road Funding)		415,000									415,000
Tax Increment Fund #8		200,000									200,000
Total		902,000									902,000

Capital Improvement Program

2019 thru 2028

City of Ramsey, Minnesota

Department Street Improvements
Contact

Type Improvement
Useful Life 60 Years

Category Street Improvement

Priority 1-Existing Obligation (High)

Status Active

Total Cost \$181,886

Project # 19-STR-002
Project Name Reconstruction Streets: Oakwood Hills

Description

Reconstruction of Streets in Oakwood Hills: 160th Lane, Xenon Street

Justification

These streets are in poor condition and require reconstruction. The pavement has deteriorated beyond the point where an overlay could be applied.

Expenditures	2019	2020	2021	2022	2023	2024	2025	2026	2027	2028	Total
Improvements Other than Building Cost		181,886									181,886
Total		181,886									181,886
Funding Sources	2019	2020	2021	2022	2023	2024	2025	2026	2027	2028	Total
Special Assessment - Bonded		41,338									41,338
Storm Water Utility Fund		16,535									16,535
GO Bonding (Road Funding)		124,013									124,013
Total		181,886									181,886

218

**Capital Improvement Program
City of Ramsey, Minnesota**

2019 thru 2028

Department Street Improvements
 Contact
 Type Improvement
 Useful Life 20
 Category Street Improvement
 Priority 1-Existing Obligation (High)
 Status Active

Project # 19-STR-003
 Project Name 2020 Overlay Projects

Total Cost \$495,120

Description

Overlaying of Streets in: Sunfish Square, Sunfish Square 2nd, Windemere Woods, Windemere Woods 2nd, Klemish, Kelmeish and Flores

Justification

These streets are in such condition that they require an overlay to most cost-effectively maintain the pavement.

Expenditures	2019	2020	2021	2022	2023	2024	2025	2026	2027	2028	Total
Improvements Other than Building Cost		495,120									495,120
Total		495,120									495,120

Funding Sources	2019	2020	2021	2022	2023	2024	2025	2026	2027	2028	Total
Special Assessment - Bonded		117,630									117,630
Storm Water Utility Fund		24,600									24,600
GO Bonding (Road Funding)		352,890									352,890
Total		495,120									495,120

**Capital Improvement Program
City of Ramsey, Minnesota**

2019 thru 2028

Project # 19-STR-004
Project Name Reconstruction Streets: 161st Avenue

Department Street Improvements
Contact
Type Improvement
Useful Life 60 Years
Category Street Improvement
Priority 3-Existing Obligation (Med)
Status Active

Total Cost \$279,160

Description
Reconstruction of MSA Street 161st Avenue: CR 83 to Variolite Street

Justification
These streets are in poor condition and require reconstruction. The pavement has deteriorated beyond the point where an overlay could be applied.

Expenditures	2019	2020	2021	2022	2023	2024	2025	2026	2027	2028	Total
Improvements Other than Building Cost			279,160								279,160
Total			279,160								279,160

Funding Sources	2019	2020	2021	2022	2023	2024	2025	2026	2027	2028	Total
Special Assessment - Bonded			63,445								63,445
Storm Water Utility Fund			25,378								25,378
GO Bonding (Road Funding)			190,337								190,337
Total			279,160								279,160

Capital Improvement Program
City of Ramsey, Minnesota

2019 thru 2028

Department Street Improvements
 Contact
 Type Improvement
 Useful Life 60 Years
 Category Street Improvement
 Priority 3-Existing Obligation (Med)
 Status Active

Project # 19-STR-005
 Project Name Reconstruction Streets: Rambosek Red Oak Est

Total Cost \$108,183

Description
 Reconstruction of Streets in Rambosek Red Oak Estates: Wolfram Street (N EOP to 160th Lane)

Justification
 These streets are in poor condition and require reconstruction. The pavement has deteriorated beyond the point where an overlay could be applied.

Expenditures	2019	2020	2021	2022	2023	2024	2025	2026	2027	2028	Total
Improvements Other than Building Cost			108,183								108,183
Total			108,183								108,183

Funding Sources	2019	2020	2021	2022	2023	2024	2025	2026	2027	2028	Total
Special Assessment - Bonded			24,587								24,587
Storm Water Utility Fund			9,835								9,835
GO Bonding (Road Funding)			73,761								73,761
Total			108,183								108,183

**Capital Improvement Program
City of Ramsey, Minnesota**

2019 thru 2028

Department Street Improvements
 Contact
 Type Improvement
 Useful Life 20
 Category Street Improvement
 Priority 3-Existing Obligation (Med)
 Status Active

Project # 19-STR-006
 Project Name 2021 Overlay Projects

Total Cost \$865,040

Description
 Overlaying of Streets in: Deerwood, Hunters Ridge, Menkveld's Country Park, Section 11 Unplatted, Reversed West.

Justification
 These streets are in such condition that they require an overlay to most cost-effectively maintain the pavement.

Expenditures	2019	2020	2021	2022	2023	2024	2025	2026	2027	2028	Total
Improvements Other than Building Cost			865,040								865,040
Total			865,040								865,040

Funding Sources	2019	2020	2021	2022	2023	2024	2025	2026	2027	2028	Total
Special Assessment - Bonded			203,400								203,400
Storm Water Utility Fund			51,440								51,440
GO Bonding (Road Funding)			610,200								610,200
Total			865,040								865,040

2022

**Capital Improvement Program
City of Ramsey, Minnesota**

2019 thru 2028

Department Street Improvements
 Contact
 Type Improvement
 Useful Life 20
 Category Street Improvement
 Priority 3-Existing Obligation (Med)
 Status Active

Project # 19-STR-007
 Project Name 2022 Overlay Projects

Total Cost \$580,040

Description
 Overlaying of Streets in: Regency Pond, Regency Pond 2nd, Regency Pond 3rd, Wildlife Sanctuary 3rd, and Wildwood Acres

Justification
 These streets are in such condition that they require an overlay to most cost-effectively maintain the pavement.

Expenditures	2019	2020	2021	2022	2023	2024	2025	2026	2027	2028	Total
Improvements Other than Building Cost				580,040							580,040
Total				580,040							580,040
Funding Sources	2019	2020	2021	2022	2023	2024	2025	2026	2027	2028	Total
Special Assessment - Bonded				131,824							131,824
Storm Water Utility Fund				52,740							52,740
GO Bonding (Road Funding)				395,476							395,476
Total				580,040							580,040

**Capital Improvement Program
City of Ramsey, Minnesota**

2019 thru 2028

Project # 19-STR-008
Project Name 2023 Overlay Projects

Department Street Improvements

Contact

Type Improvement

Useful Life 20

Category Street Improvement

Priority 3-Existing Obligation (Med)

Status Active

Total Cost \$889,200

Description

Overlaying of Streets in: Section 15 Unplatted, 159th Lane, 160th Lane, 161st Lane, 162nd Avenue, 164th Lane, Azurite Street, Ironstrone Street, Jaspar Street, Kamacite Street, Marble Street, Yitrium Street and Zirconium Street.

Justification

These streets are in such condition that they require an overlay to most cost-effectively maintain the pavement.

Expenditures	2019	2020	2021	2022	2023	2024	2025	2026	2027	2028	Total
Improvements Other than Building Cost					889,200						889,200
Total					889,200						889,200
Funding Sources	2019	2020	2021	2022	2023	2024	2025	2026	2027	2028	Total
Special Assessment - Bonded					210,600						210,600
Storm Water Utility Fund					46,800						46,800
GO Bonding (Road Funding)					631,800						631,800
Total					889,200						889,200

Capital Improvement Program

2019 thru 2028

City of Ramsey, Minnesota

Project # 19-STR-009
 Project Name Reconstruction Streets: Woodlawn Estates

Department Street Improvements

Contact

Type Improvement

Useful Life 60 Years

Category Street Improvement

Priority 3-Existing Obligation (Med)

Status Active

Total Cost \$734,800

Description

Reconstruction of Streets in: Woodlawn Estates, 163rd Avenue, 164th Avenue, 164th Circle, 164th Lane, Ferret Street, Kangaroo Circle, Kangaroo Street, Marmoset Street and Okapi Street

Justification

These streets are in poor condition and require reconstruction. The pavement has deteriorated beyond the point where an overlay could be applied.

Expenditures	2019	2020	2021	2022	2023	2024	2025	2026	2027	2028	Total
Improvements Other than Building Cost						734,800					734,800
Total						734,800					734,800
Funding Sources	2019	2020	2021	2022	2023	2024	2025	2026	2027	2028	Total
Special Assessment - Bonded						181,500					181,500
Storm Water Utility Fund						8,800					8,800
GO Bonding (Road Funding)						544,500					544,500
Total						734,800					734,800

225

**Capital Improvement Program
City of Ramsey, Minnesota**

2019 thru 2028

Department Street Improvements
Contact
Type Improvement
Useful Life 60 Years
Category Street Improvement
Priority 3-Existing Obligation (Med)
Status Active

Project # 19-STR-010
Project Name Reconstruction Streets: Alicia

Total Cost \$277,376

Description

Reconstruction of Streets in Alicia: 171st Avenue, Rabbit Street and Yolite Street.

Justification

These streets are in poor condition and require reconstruction. The pavement has deteriorated beyond the point where an overlay could be applied.

Expenditures	2019	2020	2021	2022	2023	2024	2025	2026	2027	2028	Total
Improvements Other than Building Cost						277,376					277,376
Total						277,376					277,376
Funding Sources	2019	2020	2021	2022	2023	2024	2025	2026	2027	2028	Total
Special Assessment - Bonded						63,040					63,040
Storm Water Utility Fund						25,216					25,216
GO Bonding (Road Funding)						189,120					189,120
Total						277,376					277,376

226

**Capital Improvement Program
City of Ramsey, Minnesota**

2019 thru 2028

Department Street Improvements
 Contact
 Type Improvement
 Useful Life 60 Years
 Category Street Improvement
 Priority 3-Existing Obligation (Med)
 Status Active

Project # 19-STR-011
 Project Name Reconstruction Streets: Carol-Rose Acres

Total Cost \$353,939

Description

Reconstruction of Streets in Carol-Rose Acres: 163rd Lane, 164th Avenue, 164th Lane, and Yolite Street.

Justification

These streets are in poor condition and require reconstruction. The pavement has deteriorated beyond the point where an overlay could be applied.

Expenditures	2019	2020	2021	2022	2023	2024	2025	2026	2027	2028	Total
Improvements Other than Building Cost						353,939					353,939
Total						353,939					353,939
Funding Sources	2019	2020	2021	2022	2023	2024	2025	2026	2027	2028	Total
Special Assessment - Bonded						80,441					80,441
Storm Water Utility Fund						32,176					32,176
GO Bonding (Road Funding)						241,322					241,322
Total						353,939					353,939

Capital Improvement Program

2019 thru 2028

City of Ramsey, Minnesota

Department Street Improvements

Project # 19-STR-012

Contact

Project Name Reconstruction Streets: Sunfish Lake Blvd

Type Improvement

Useful Life 60 Years

Category Street Improvement

Priority 3-Existing Obligation (Med)

Status Active

Total Cost \$54,909

Description

Reconstruction of MSA Street Sunfish Lake Boulevard from Riverdale Drive to TH 10.

Justification

These streets are in poor condition and require reconstruction. The pavement has deteriorated beyond the point where an overlay could be applied.

Expenditures	2019	2020	2021	2022	2023	2024	2025	2026	2027	2028	Total
Improvements Other than Building Cost							54,909				54,909
Total							54,909				54,909
Funding Sources	2019	2020	2021	2022	2023	2024	2025	2026	2027	2028	Total
Special Assessment - Bonded							12,479				12,479
Storm Water Utility Fund							4,992				4,992
GO Bonding (Road Funding)							37,438				37,438
Total							54,909				54,909

Capital Improvement Program

2019 thru 2028

City of Ramsey, Minnesota

Department Street Improvements
 Contact
 Type Improvement
 Useful Life 60 Years
 Category Street Improvement
 Priority 3-Existing Obligation (Med)
 Status Active

Project # 19-STR-013
 Project Name Reconstruction Streets: Flintwood Hills

Total Cost \$423,300

Description
 Reconstruction of streets in Flintwood Hills: 141st Avenue, 142nd Avenue, 142nd Circle, 142nd Lane, 143rd Avenue, Argon Street, Barium Street and Cobalt Street.

Justification
 These streets are in poor condition and require reconstruction. The pavement has deteriorated beyond the point where an overlay could be applied.

Expenditures	2019	2020	2021	2022	2023	2024	2025	2026	2027	2028	Total
Improvements Other than Building Cost							423,300				423,300
Total							423,300				423,300
Funding Sources	2019	2020	2021	2022	2023	2024	2025	2026	2027	2028	Total
Special Assessment - Bonded							103,750				103,750
Storm Water Utility Fund							8,300				8,300
GO Bonding (Road Funding)							311,250				311,250
Total							423,300				423,300

Capital Improvement Program

2019 thru 2028

City of Ramsey, Minnesota

Department Street Improvements
 Contact
 Type Improvement
 Useful Life 60 Years
 Category Street Improvement
 Priority 3-Existing Obligation (Med)
 Status Active

Project # 19-STR-014
 Project Name Reconstruction Streets: Northfork Lake

Total Cost \$158,100

Description

Reconstruction of streets in Northfork Lake: Inverness Circle, Inverness Lane and Murifield Circle

Justification

These streets are in poor condition and require reconstruction. The pavement has deteriorated beyond the point where an overlay could be applied.

Expenditures	2019	2020	2021	2022	2023	2024	2025	2026	2027	2028	Total
Improvements Other than Building Cost								158,100			158,100
Total								158,100			158,100
Funding Sources	2019	2020	2021	2022	2023	2024	2025	2026	2027	2028	Total
Special Assessment - Bonded								38,750			38,750
Storm Water Utility Fund								3,100			3,100
GO Bonding (Road Funding)								116,250			116,250
Total								158,100			158,100

Capital Improvement Program

2019 thru 2028

City of Ramsey, Minnesota

Department Street Improvements
 Contact
 Type Improvement
 Useful Life 60 Years
 Category Street Improvement
 Priority 3-Existing Obligation (Med)
 Status Active

Project # 19-STR-015
 Project Name Reconstruction Streets: Ford Brook Est 3rd

Total Cost \$390,225

Description
 Reconstruction of streets in Ford Brook Estates 3rd: 180th Avenue and Barium Street

Justification
 These streets are in poor condition and require reconstruction. The pavement has deteriorated beyond the point where an overlay could be applied.

Expenditures	2019	2020	2021	2022	2023	2024	2025	2026	2027	2028	Total
Improvements Other than Building Cost									390,225		390,225
Total									390,225		390,225
Funding Sources	2019	2020	2021	2022	2023	2024	2025	2026	2027	2028	Total
Special Assessment - Bonded									88,687		88,687
Storm Water Utility Fund									35,475		35,475
GO Bonding (Road Funding)									266,063		266,063
Total									390,225		390,225

Capital Improvement Program

2019 thru 2028

City of Ramsey, Minnesota

Department Street Improvements
Contact
Type Improvement
Useful Life 60 Years
Category Street Improvement
Priority 3-Existing Obligation (Med)
Status Active

Project # 19-STR-016
Project Name Reconstruction Streets: Windsorwood

Total Cost \$341,000

Description
 Reconstruction of streets in Windsorwood: 178th Avenue, 178th Circle and Vicuna Street

Justification
 These streets are in poor condition and require reconstruction. The pavement has deteriorated beyond the point where an overlay could be applied.

Expenditures	2019	2020	2021	2022	2023	2024	2025	2026	2027	2028	Total
Improvements Other than Building Cost									341,000		341,000
Total									341,000		341,000
Funding Sources	2019	2020	2021	2022	2023	2024	2025	2026	2027	2028	Total
Special Assessment - Bonded									77,500		77,500
Storm Water Utility Fund									31,000		31,000
GO Bonding (Road Funding)									232,500		232,500
Total									341,000		341,000

**Capital Improvement Program
City of Ramsey, Minnesota**

2019 thru 2028

Project # 19-STR-017
Project Name Reconstruction Streets: Countryside Estates

Department Street Improvements
Contact
Type Improvement
Useful Life 60 Years
Category Street Improvement
Priority 3-Existing Obligation (Med)
Status Active

Total Cost \$1,745,387

Description

Reconstruction of streets in Countryside Estates: 175th Lane, 176th Avenue, 176th Lane, Marmoset Street, Okapi Street, Rabbit Street, Unicorn Street, Vicuna Street, Wolverine Street and Xerus Street.

Justification

These streets are in poor condition and require reconstruction. The pavement has deteriorated beyond the point where an overlay could be applied.

Expenditures	2019	2020	2021	2022	2023	2024	2025	2026	2027	2028	Total
Improvements Other than Building Cost										1,745,387	1,745,387
Total										1,745,387	1,745,387
Funding Sources	2019	2020	2021	2022	2023	2024	2025	2026	2027	2028	Total
Special Assessment - Bonded										396,679	396,679
Storm Water Utility Fund										158,672	158,672
GO Bonding (Road Funding)										1,190,036	1,190,036
Total										1,745,387	1,745,387

Capital Improvement Program

2019 thru 2028

City of Ramsey, Minnesota

Department Street Improvements

Project # 19-STR-018

Contact

Project Name Reconstruction Streets: Waco Street

Type Improvement

Useful Life 60 Years

Category Street Improvement

Priority 3-Existing Obligation (Med)

Status Active

Total Cost \$117,975

Description

Reconstruction of MSA Waco Street from Sunwood Drive to 150th Avenue

Justification

These streets are in poor condition and require reconstruction. The pavement has deteriorated beyond the point where an overlay could be applied.

Expenditures	2019	2020	2021	2022	2023	2024	2025	2026	2027	2028	Total
Improvements Other than Building Cost										117,975	117,975
Total										117,975	117,975
Funding Sources	2019	2020	2021	2022	2023	2024	2025	2026	2027	2028	Total
Special Assessment - Bonded										80,438	80,438
Storm Water Utility Fund										10,725	10,725
GO Bonding (Road Funding)										26,812	26,812
Total										117,975	117,975

**Capital Improvement Program
City of Ramsey, Minnesota**

2019 thru 2028

Department Street Improvements
Contact
Type Improvement
Useful Life 20 Years
Category Street Improvement
Priority 3-Existing Obligation (Med)
Status Active

Project # 19-STR-019
Project Name 2028 Overlay Projects

Total Cost \$416,100

Description

Overlaying of streets in: Rivenwick, Rivenwick 2nd, and 167th Avenue from CSAH 5 to TH47.

Justification

These streets are in such condition that they require an overlay to most cost-effectively maintain the pavement.

Expenditures	2019	2020	2021	2022	2023	2024	2025	2026	2027	2028	Total
Improvements Other than Building Cost										416,100	416,100
Total										416,100	416,100
Funding Sources	2019	2020	2021	2022	2023	2024	2025	2026	2027	2028	Total
Special Assessment - Bonded										98,550	98,550
Storm Water Utility Fund										21,900	21,900
GO Bonding (Road Funding)										295,650	295,650
Total										416,100	416,100

Capital Improvement Program

2019 thru 2028

City of Ramsey, Minnesota

Department Street Light Utility

Project # 19-STLT-001

Project Name Bunker Lake Blvd & Puma Street Lights

Contact

Type Improvement

Useful Life 20

Category Street Light Utility Improvement

Priority 2-New Addition (High)

Status Active

Total Cost \$80,000

Description

Construct minimal street lighting improvements along reconstructed segments of Bunker Lake Boulevard and Puma Street.

Justification

The new sections of Bunker Lake Boulevard and Puma Street serve Riverstone development residents and the West Business Park. Street lighting improvements will increase safety for the traveling public.

Expenditures	2019	2020	2021	2022	2023	2024	2025	2026	2027	2028	Total
Improvements Other than Building Cost	80,000										80,000
Total	80,000										80,000
Funding Sources	2019	2020	2021	2022	2023	2024	2025	2026	2027	2028	Total
Street Light Utility Fund	80,000										80,000
Total	80,000										80,000

Capital Improvement Program

2019 thru 2028

City of Ramsey, Minnesota

Department Street Light Utility

Project # 19-STLT-002
 Project Name Riverdale Drive Street Lights

Contact

Type Improvement

Useful Life 20

Category Street Light Utility Improvement

Priority 2-New Addition (High)

Status Active

Total Cost \$50,000

Description

Construct minimal street lighting improvements along the newly constructed segment of Riverdale Drive between Ramsey Boulevard & Traprock Street.

Justification

The new section of Riverdale Drive between Ramsey Boulevard and Traprock Street will increase safety for the traveling public.

Expenditures	2019	2020	2021	2022	2023	2024	2025	2026	2027	2028	Total
Improvements Other than Building Cost	50,000										50,000
Total	50,000										50,000
Funding Sources	2019	2020	2021	2022	2023	2024	2025	2026	2027	2028	Total
Street Light Utility Fund	50,000										50,000
Total	50,000										50,000

Capital Improvement Program

2019 thru 2028

City of Ramsey, Minnesota

Department Water Utility
Contact Unassigned
Type Improvement
Useful Life 50 Years
Category Water Utility Improvement
Priority 1-Existing Obligation (High)
Status Active

Project # 04-WTR-005
Project Name Complete Pump House 3

Total Cost \$70,000

Description

Install brick exterior to match building style of The COR buildings; landscape to match streetscape.

Justification

The intent is to have the building and grounds match The COR and adjacent developments.

	2019	2020	2021	2022	2023	2024	2025	2026	2027	2028	Total
Expenditures											
Improvements Other than Building Cost		70,000									70,000
Total		70,000									70,000
Funding Sources											
Water Utility Fund		70,000									70,000
Total		70,000									70,000

Capital Improvement Program

2019 thru 2028

City of Ramsey, Minnesota

Department Water Utility
Contact
Type Improvement
Useful Life 50 Years
Category Water Utility Improvement
Priority 4-New Addition (Med)
Status Active

Project # 11-WTR-003
Project Name Fire Station #1 Extension of Water

Total Cost \$55,000

Description	2019	2020	2021	2022	2023	2024	2025	2026	2027	2028	Total
Extend municipal water from parking lot into Fire Station #1 building.											
Related Project 12-SEW-002 \$60,000											
Total Project Cost \$115,000											
Justification	Treated water is currently at the west end of parking lot on the property. This extension would allow for the installation of a sprinkler system within the building while also improving water quality inside of the building. The current well would be used for irrigation on the site. Trunk charges are waived for public buildings.										

Expenditures	2019	2020	2021	2022	2023	2024	2025	2026	2027	2028	Total
Improvements Other than Building Cost		55,000									55,000
Total		55,000									55,000

Funding Sources	2019	2020	2021	2022	2023	2024	2025	2026	2027	2028	Total
Water Utility Fund		55,000									55,000
Total		55,000									55,000

**Capital Improvement Program
City of Ramsey, Minnesota**

2019 thru 2028

Department Water Utility
 Contact Unassigned
 Type Improvement
 Useful Life 15
 Category Water Utility Improvement
 Priority 1-Existing Obligation (High)
 Status Active

Project # 14-WTR-001
 Project Name Refurbish Water Tower #2

Total Cost \$1,300,000

Description
 Interior and exterior coatings at water tower #2.

Justification
 Ongoing maintenance of interior and exterior coatings on 1.5mg water tower to include inspections. Project will be scheduled after full inspection of tower.

Expenditures	2019	2020	2021	2022	2023	2024	2025	2026	2027	2028	Total
Improvements Other than Building Cost		1,300,000									1,300,000
Total		1,300,000									1,300,000
Funding Sources	2019	2020	2021	2022	2023	2024	2025	2026	2027	2028	Total
Water Utility Fund		1,300,000									1,300,000
Total		1,300,000									1,300,000

**Capital Improvement Program
City of Ramsey, Minnesota**

2019 thru 2028

Project # 14-WTR-002
Project Name Refurbish Water Tower #1

Department Water Utility
Contact Unassigned
Type Improvement
Useful Life 15
Category Water Utility Improvement
Priority 1-Existing Obligation (High)
Status Active

Total Cost \$700,000

Description

Interior and exterior coatings at water tower #1.

Justification

Ongoing maintenance of interior and exterior coatings on 0.5mg water tower to include inspections. Project will be scheduled after full inspection of tower.

Expenditures	2019	2020	2021	2022	2023	2024	2025	2026	2027	2028	Total
Improvements Other than Building Cost		700,000									700,000
Total		700,000									700,000
Funding Sources	2019	2020	2021	2022	2023	2024	2025	2026	2027	2028	Total
Water Utility Fund		700,000									700,000
Total		700,000									700,000

Capital Improvement Program

2019 thru 2028

City of Ramsey, Minnesota

Department Water Utility
Contact
Type Improvement
Useful Life 50 Years
Category Water Utility Improvement
Priority 5-Opportunity/Unfunded/Placeholder
Status Active

Project # 16-WTR-002
Project Name Construct Well #9 and Pumphouse #5

Total Cost \$1,775,000

Description
 Construct new municipal groundwater supply well with supporting pumphouse and chemical feed system to remove pollutants, including iron and manganese and to add chlorine and fluoride.

A study will be conducted in 2020 to determine a desirable site - \$75,000 est.

Justification
 This project will provide a ninth municipal groundwater well with pumphouse and chemical feed system to treat the groundwater before supplying for public consumption. This project was added in lieu of the previously proposed surface water supply treatment facility which was removed due to excessively large project costs and a general lack of regional support for funding the proposed surfacewater treatment facility. As the City of Ramsey continues to grow, additional wells or a surface water supply facility will be needed.

	2019	2020	2021	2022	2023	2024	2025	2026	2027	2028	Total
Expenditures											
Improvements Other than Building Cost		75,000			1,700,000						1,775,000
Total		75,000			1,700,000						1,775,000
Funding Sources											
Water Utility Fund		75,000			1,700,000						1,775,000
Total		75,000			1,700,000						1,775,000



CASH FLOW PROJECTIONS



Business Revolving Loan Fund

	Actual 2017	Projected 2018	Projected 2019	Projected 2020	Projected 2021	Projected 2022	Projected 2023	Projected 2024	Projected 2025	Projected 2026	Projected 2027	Projected 2028
FUND BALANCE, Beginning of Year	306,245	316,195	233,191	244,976	256,937	269,078	281,402	293,910	306,605	319,491	332,571	345,846
REVENUES:												
StoneBrook- Prn			5,360	5,523	5,691	5,864	6,042	6,225	6,413	6,606	6,804	7,007
StoneBrook- Int			2,927	2,764	2,596	2,423	2,245	2,062	1,874	1,681	1,483	1,280
Kuro Fitness Prn	5,126	11,695										
Kuro Fitness Int	471	558										
Interest Earnings	4,353	4,743	3,488	3,675	3,854	4,036	4,221	4,409	4,599	4,792	4,989	5,188
Total Revenues	9,950	16,995	11,785	11,962	12,141	12,323	12,508	12,696	12,886	13,079	13,276	13,475

EXPENDITURES:

Loan to Stone Brook Academy (2018-2033)		100,000										
Total Expenditures		100,000										
Increase (Decrease) in Cash	9,950	(83,005)	11,785	11,962	12,141	12,323	12,508	12,696	12,886	13,079	13,276	13,475
FUND BALANCE, End of Year	316,195	233,191	244,976	256,937	269,078	281,402	293,910	306,605	319,491	332,571	345,846	359,321

244

EQUIPMENT REVOLVING FUND #234

Act	Actual 2017	Projected 2018	Projected 2019	Projected 2020	Projected 2021	Projected 2022	Projected 2023	Projected 2024	Projected 2025	Projected 2026	Projected 2027	Projected 2028
FUND BALANCE, Beginning of Year	1,892,781	1,600,599	936,794	293,080	6,941	82,080	158,722	23,896	99,374	176,362	254,889	334,987
REVENUES:												
Transfers from General Fund:												
Excess Revenue	149,276	75,000	75,000	75,000	75,000	75,000	75,000	75,000	75,000	75,000	75,000	75,000
1st year of 3 year funding for radio	115,711											
Excess Armstrong Funding to reimburse funds paid for Wiser (See Sunwood Drive Realignment Expense Below)												
Reimburse from Land Proceeds/TIF when available for funds contributed to Sunwood Drive Project												
OCTV Funds	20,000	20,000										
Interest Earnings	28,227	24,009	18,736	5,862	139	1,642	3,174	478	1,987	3,527	5,098	6,700
Total Revenues	313,214	119,009	95,736	80,862	75,139	76,642	78,174	75,478	76,987	78,527	80,098	81,700
EXPENDITURES:												
Capital Outlay:												
General Government	241,510	693,683	737,450	367,000			213,000					411,000
Improvements with octv funds	343,887	69,131										
3 year funding for radio system												
Total Expenditures	585,397	762,814	737,450	367,000			213,000					411,000
Increase (Decrease) in Cash	(272,182)	(643,805)	(643,714)	(286,138)	75,139	76,642	(134,826)	75,478	76,987	78,527	80,098	(329,300)
Reserved for OCTV Funding Purcha	72,401	19,597	19,597									
FUND BALANCE, End of Year	1,600,599	936,794	293,080	6,941	82,080	158,722	23,896	99,374	176,362	254,889	334,987	5,686

Reimbursed back with Land Proceeds From Cor
 When Available & Armstrong Overpass Excess -\$110,162.41
 (275,000+1,086,579-800,000-451,416.59)

245

FACILITY FUND #412

	Act 2017	Actual 2017	Projected 2018	Projected 2019	Projected 2020	Projected 2021	Projected 2022	Projected 2023	Projected 2024	Projected 2025	Projected 2026	Projected 2027	Projected 2028
FUND BALANCE, Beginning of Year	1,468,963	1,409,462	1,453,556	1,398,092	1,417,073	1,468,329	500,354	537,859	575,927	614,566	653,785	693,591	
REVENUES:													
Excess Revenue Transfer (Year End	49,759	30,000	30,000	30,000	30,000	30,000	30,000	30,000	30,000	30,000	30,000	30,000	30,000
Interest Earnings	19,337	14,095	14,536	13,981	21,256	22,025	7,505	8,068	8,639	9,218	9,807	10,404	
Total Revenues	69,095	44,095	44,536	43,981	51,256	52,025	37,505	38,068	38,639	39,218	39,807	40,404	
EXPENDITURES:													
PW Study													
PW Campus							1,000,000						
Fire Station #1 Storage Building							20,000						
Old Muni Center Demo	128,596												
Muni Center 2nd Floor Buildout			100,000										
Sprinkler Fire Station #1					25,000								
Total Expenditures	128,596	-	100,000	25,000	-	1,020,000	-	-	-	-	-	-	-
Increase (Decrease) in Cash	(59,501)	44,095	(55,464)	18,981	51,256	(967,975)	37,505	38,068	38,639	39,218	39,807	40,404	
CASH/FUND BALANCE, End of Year	1,409,462	1,453,556	1,398,092	1,417,073	1,468,329	500,354	537,859	575,927	614,566	653,785	693,591	733,995	

246

Landfill Trust Fund #803

	Actual 2017	Projected 2018	Projected 2019	Projected 2020	Projected 2021	Projected 2022	Projected 2023	Projected 2024	Projected 2025	Projected 2026	Projected 2027	Projected 2028
Cash Balance												
Beginning Balance	2,061,543	2,090,585	2,121,944	2,115,773	2,147,510	2,179,723	2,212,418	2,245,605	2,279,289	2,313,478	2,348,180	2,383,403
Interest Earnings	29,043	31,359	31,829	31,737	32,213	32,696	33,186	33,684	34,189	34,702	35,223	35,751
Total Revenues	29,043	31,359	31,829	31,737	32,213	32,696	33,186	33,684	34,189	34,702	35,223	35,751
Dog Park Shelter-Alpine Park												
Total Expenditures		(38,000)										
Increase (decrease) in cash	29,043	31,359	(6,171)	31,737	32,213	32,696	33,186	33,684	34,189	34,702	35,223	35,751
FUND BALANCE, End of Year	2,090,585	2,121,944	2,115,773	2,147,510	2,179,723	2,212,418	2,245,605	2,279,289	2,313,478	2,348,180	2,383,403	2,419,154

LANDFILL TRUST FUND:

Landfill Sale in 1984 was for \$1,580,770

LAWFUL GAMBLING FUND #270

	Actual 2017	Projected 2018	Projected 2019	Projected 2020	Projected 2021	Projected 2022	Projected 2023	Projected 2024	Projected 2025	Projected 2026	Projected 2027	Projected 2028
FUND BALANCE, Beginning of Year	140,583	185,086	233,774	270,111	258,163	296,035	184,476	221,243	258,562	296,440	334,887	373,910
REVENUES:												
Required Contributions:												
Anoka Area Ice Arena Association	7,505	14,000	6,000	6,000	6,000	6,000	6,000	6,000	6,000	6,000	6,000	6,000
Climb Theatre	16,992	14,000	13,000	13,000	13,000	13,000	13,000	13,000	13,000	13,000	13,000	13,000
Ramsey Lions Club	42,207	44,000	35,000	35,000	35,000	35,000	35,000	35,000	35,000	35,000	35,000	35,000
Interest Earnings	2,164	1,851	2,338	4,052	3,872	4,441	2,767	3,319	3,878	4,447	5,023	5,609
Total Revenues	68,868	73,851	56,338	58,052	57,872	58,441	56,767	57,319	57,878	58,447	59,023	59,609
EXPENDITURES:												
Park Improvement Program												
Ford Brook Playground Equipment			50,000									
Field Lighting Central Park						150,000						
Monarch observatory	1,365	4,663										
Observation Deck-Mississippi												
Draw Park Concerts in the Park Donation	3,000											
Youth First	15,000	15,000	15,000	15,000	15,000	15,000	15,000	15,000	15,000	15,000	15,000	15,000
Girl Scout Troop	5,000	5,000	5,000	5,000	5,000	5,000	5,000	5,000	5,000	5,000	5,000	5,000
Juvenile Diversion	24,365	25,163	20,000	70,000	20,000	170,000	20,000	20,000	20,000	20,000	20,000	20,000
Total Expenditures	44,503	48,688	36,338	(11,948)	37,872	(111,559)	36,767	37,319	37,878	38,447	39,023	39,609
Increase (Decrease) in Cash												
FUND BALANCE, End of Year	185,086	233,774	270,111	258,163	296,035	184,476	221,243	258,562	296,440	334,887	373,910	413,519

248

MSA Fund	Actual 2017	Projected 2018	Projected 2019	Projected 2020	Projected 2021	Projected 2022	Projected 2023	Projected 2024	Projected 2025	Projected 2026	Projected 2027	Projected 2028
Beginning Balance	2,212,946	2,260,515	3,465,725	2,291,168	3,265,584	3,784,307	3,491,608	4,867,248	6,292,989	7,770,170	9,300,165	10,884,378
Revenues												
Current Year Allocation (Held at State)	1,199,156	1,354,299	1,381,385	1,409,013	1,437,193	1,465,937	1,495,256	1,525,161	1,555,664	1,586,777	1,618,513	1,650,883
Riverdale Reim from metro municipal agreement		578,408										
MSA City Received from Held Allocation												
Est LandSale Proceeds Estimated Totally Unknown	15,131	15,920	31,671	13,647	27,849	35,207	30,385	50,580	71,517	93,218	115,701	138,988
Interest Earnings												
Total Revenue	3,427,233	4,209,142	4,878,782	3,719,827	4,730,626	5,285,451	5,017,248	6,442,889	7,920,170	9,450,165	11,034,378	12,674,249
Expenditures												
Street Maintenance Projects												
MSA Maintenance Received from State Held Allocation)	(140,000)	(140,000)	(140,000)	(150,000)	(150,000)	(150,000)	(150,000)	(150,000)	(150,000)	(150,000)	(150,000)	(150,000)
CIP Projects												
County Road #5/Alpine Drive Realignment Armstrong/Bunker Bonding (Ends 2022)	(302,570)	(299,870)	(299,351)	(298,243)	(296,319)	(293,843)						
Ramsey Blvd RR Underpass & Hwy 10 Interchange			(2,000,000)									
Riverdale Drive Ext Traprock-Armstrong	(568,663)	(153,977)			(500,000)							
Reconstruction of Riverdale Drive												
Reconstruction of Variolite Street							(1,000,000)					
Cor Bunker Lake Blvd (Armstrong to Ramsey Blvd) Signal							(850,000)					
Riverdale Drive Extension Traprock to Ramsey Blvd	(155,485)	(149,570)	(148,263)									
Sunfish Blvd bond payments (Ends 2019)												
Total Expenditures	(1,166,718)	(743,417)	(2,587,614)	(448,243)	(946,319)	(1,793,843)	(150,000)	(150,000)	(150,000)	(150,000)	(150,000)	(150,000)
FUND BALANCE, End of Year	2,260,515	3,465,725	2,291,168	3,265,584	3,784,307	3,491,608	4,867,248	6,292,889	7,770,170	9,300,165	10,884,378	12,524,249
	(598,055)	(589,440)	(587,614)	(446,243)	(446,319)	(443,843)	(150,000)	(150,000)	(150,000)	(150,000)	(150,000)	(150,000)

MSA funds dedicated

Park Improvement Fund

Parks Supplemental

CIP 2019-2028
Future

	Actual 2017	Projected 2018	Projected 2019	Projected 2020	Projected 2021	Projected 2022	Projected 2023	Projected 2024	Projected 2025	Projected 2026	Projected 2027	Projected 2028
Beginning Balance	2,442,104	2,659,299	3,404,015	2,225,075	1,673,451	1,838,553	1,756,131	1,846,473	2,014,170	2,059,383	2,175,274	2,347,903
Projected Revenue												
Mississippi River Trail County (Anoka-\$126,800 & Fed \$164,200)-EAST SECTION 37.3% reim												
Mississippi River Trail County (Anoka-\$126,800 & Fed \$164,200)-EAST SECTION 37.3% reim	6,524											
Mississippi River Trail-City Portion-Phase II MSA Reim	276,580	20,592										
Mississippi River Trail -Federal] _WEST SECTION (PHASE III)	488,865											
Mississippi Skyway \$300,000 (TOD Grant) + \$499,000 Grant	576,315	1,120,208	145,000	145,000	145,000	145,000	145,000	145,000	145,000	145,000	145,000	145,000
Park/Trail Dedications (Averaged Ehlers Study for 2017-20												
Donations												
Interest Earnings	49,673	39,889	51,060	33,376	25,102	27,578	26,342	27,697	30,213	30,891	32,629	35,219
TOTAL REVENUE	1,397,756	1,180,689	196,060	178,576	170,102	172,578	171,342	172,697	175,213	175,891	177,629	180,219
CIP Projects												
Alpaca Estates Outlet										(35,000)		
Amphitheater Lighting	(56,390)											
Alpine Park Dugout/Shed												
Alpine Park Winter Facilities (Future)												
Central Park Parking Lot (authorized 10-11-16)												
Community Building for Elmerest Park						(250,000)						
Central Park Land - Additional	(11,650)											
Central Park Foot Field Enhancements	(47,629)											
Central Park Parking Lot	(75,000)											
Central Park Fencing												
Drinking Fountains												
Draw Park			(1,200,000)									
Draw Park Entrance Monument												
Grading & Drainage Plan COR Parks Bolton & Mrenk												
Elmerest Creek Trail (Future)2027	(30,080)											
Elmerest Park Entrance			(80,000)									
Fordbrook Playground												
Irrigation Filter System for the Draw												
Hunters Hill Park Redevelopment (Future)												
Irrigation Titterrud Park				(250,000)			(76,000)					
Lake Itasca Park Parking, Trail & Canoe System												
Lake Ramsey Park (Future)												
McKinley Trail Connection to Anoka				(25,000)								
Landscape Improvements for Parks	(8,803)	(3,376)	(5,000)	(5,000)	(5,000)	(5,000)	(5,000)	(5,000)	(5,000)	(5,000)	(5,000)	(5,000)
Mississippi River Park Development (Future)												
Mississippi Skyway	(488,865)	(4,995)										
Municipal Plaza (Future)												
Northfork Park Purchase												
Northfork Trail Connection				(150,000)								
Observation Boardwalk - Lake Itasca			(60,000)									
Observation Deck-Mississippi												
Pedestrian Underpass-Alpine Drive												
Rabbit Park Phase II												
Riversbluff Outlaws A Acquisition									(125,000)			
Sixth Community Park (Future)2027												
Sunfish Lake Phase 2 Parking Lot												
Trail-Mississippi River Regional Trail(See Anoka County & Fed Grant above)-EASTY SECTION												
Sunfish Lake Phase 2 Parking Lot	(21,970)											
Mississippi River Trail-City Portion - PHASE II	(4,376)											
Mississippi River Trail -Federal] _WEST SECTION(PHASE III)	(345,476)	(345,398)										
Mississippi River Trail - Non Grant Funded (PHASE III)	(37,338)											
Trail Projects			(30,000)	(200,000)								
Trott Brook Boardwalk												
Trott Brook Trail Corridor (Future)	(164,874)											
Lake Itasca Park Phase I & II (Future)												
Lake Itasca COR Greenway (Future)												
Total CIP Projects (EXPENDITURES)	(1,180,563)	(435,973)	(1,375,000)	(730,000)	(5,000)	(255,000)	(81,000)	(5,000)	(130,000)	(60,000)	(5,000)	(5,000)
FUND BALANCE, End of Year	2,659,299	3,404,015	2,225,075	1,673,451	1,838,553	1,756,131	1,846,473	2,014,170	2,059,383	2,175,274	2,347,903	2,523,121

Possible Future Projects-Currently Unfunded or not high priority

250

PUBLIC IMPROVEMENT REVOLVING (PIR) FUND #400

	Actual 2017	Projected 2018	Projected 2019	Projected 2020	Projected 2021	Projected 2022	Projected 2023	Projected 2024	Projected 2025	Projected 2026	Projected 2027	Projected 2028
FUND BALANCE - Beginning of Year	4,234,713	4,286,210	3,369,500	2,952,412	2,315,698	1,663,439	1,376,391	1,291,037	1,204,402	1,116,468	972,215	880,798
REVENUES:												
Special Assessments (P&I)	90,108	40,000	40,000	30,000	30,000							
Diamond Graphics Land Sale (original TIF-10 land purchase funded via PIR fund in 2001. in amount of \$357,146.47) Transfers from Other Funds:												
General Fund -30% transfer (exc	149,276	50,000	50,000	50,000	50,000	50,000	50,000	50,000	50,000	50,000	50,000	50,000
TIF 8 Reimbursement Interfund I	115,000	115,000	115,000	115,000	104,006							
Wiser Choice, Liquor-Rent & Taxes/Diversified for 2015												
50% of 2nd lift- Greenway Terraz	14,500											
Close Project Funds/Non TIF Funds												
Interest Earnings	60,375	64,293	50,542	44,286	34,735	24,952	20,646	19,366	18,066	16,747	14,583	13,212
Total Revenues	429,259	269,293	255,542	239,286	218,741	74,952	70,646	69,366	68,066	66,747	64,583	63,212
EXPENDITURES:												
COR Pavement Striping	18,043											
Alpine Drive Pedestrian Crossing at 151st Avenue			19,800	75,000								
Tinklenburg Hwy 10 Funding	46,900	39,600										
Alpine Drive Railroad Crossing												
Hwy 47 Transportation Study			30,000									
County 5 Transportation Study			50,000									
County 83 Transportation Study			35,000									
Road Funding Study - WSB up to \$40,000		15,000										
River Pines Lift Station Street Connection										55,000		
North Hwy 10 Frontage Road-Ramsey to Sunfish Lake Blvd				645,000								
Cty 47 Ped Crosswalk												
Veterans Drive Streetscape	15,150	44,850										
Yellow Flasher		39,463										
South Highway 10 Frontage Road Sunfish to Anoka					715,000							
Hwy 10 Planning Study with Bolton & Meank		499,000	20,000									
Sunwood Drive Roundabout Landscaping		150,000										
Sunwood Drive Concrete Repairs						206,000						
Sunwood Drive Striping Improvement												
Zeeilte Trail/Sidewalk												
50% of annual road debt levy	167,091	167,091	236,831									
Jarvis Street Reconstruction Improv		125,000	125,000	125,000	125,000	125,000	125,000	125,000	125,000	125,000	125,000	125,000
Single Road Access Areas		6,000	6,000	6,000	6,000	6,000	6,000	6,000	6,000	6,000	6,000	6,000
Anoka Cty S.A. - Expenses	2,577	6,000										
Transfers to Other Funds:												
General - Street Maint Prog	125,000	100,000	125,000	25,000	25,000	25,000	25,000	25,000	25,000	25,000	25,000	25,000
Total Expenditures	374,762	1,186,004	672,631	876,000	871,000	362,000	156,000	156,000	156,000	211,000	156,000	156,000
INCREASE (DECREASE) IN CASH	54,497	(916,711)	(417,088)	(636,714)	(652,259)	(287,048)	(85,354)	(86,654)	(87,934)	(144,253)	(91,417)	(92,788)
FUND BALANCE - End of Year	4,286,210	3,369,500	2,952,412	2,315,698	1,663,439	1,376,391	1,291,037	1,204,402	1,116,468	972,215	880,798	788,010

\$401,200 Interfund L \$306,200 Interfund Loan to be Repaid
4,687,410.38

Sewer Utility Fund - Working Capital

	Act	Actual	Projected	Projected	Projected	Projected	Projected	Projected	Projected	Projected	Projected	Projected	Projected	Projected
	2017	2018	2019	2020	2021	2022	2023	2024	2025	2026	2027	2028	2028	2028
New Construction Units	160	160	160	160	160	160	160	160	160	160	160	160	160	160
Connection Charge	1154	1,183	1,212	1,243	1,274	1,306	1,338	1,372	1,406	1,441	1,477	1,514	1,514	1,514
Beginning Balance	10,730,177	11,253,413	12,060,263	12,827,359	13,569,643	13,861,047	12,410,290	12,628,489	12,656,139	12,847,047	13,005,783	13,130,441	13,130,441	13,130,441
Utility Revenue														
From Utility Billings (sewer study)	1,539,308	1,554,701	1,570,248	1,585,951	1,601,810	1,617,828	1,634,006	1,650,347	1,666,850	1,683,519	1,700,354	1,717,357	1,717,357	1,717,357
Internal Loan to offset Muni Center Debt begi	47,814	48,771	49,746	50,741	51,756	52,791	53,847	54,924	56,022	57,143	58,286	59,451	59,451	59,451
Internal loan to offset RTC land Purchase - 10 Yr	241,504	-	-	-	-	-	-	-	-	-	-	-	-	-
Interest Earnings	171,916	168,801	180,904	192,410	203,545	207,916	186,154	189,427	189,842	192,706	195,087	196,957	196,957	196,957
SAC (1% of SAC Fee to Met Council)	5,542	1,500	1,500	1,500	1,500	1,500	1,500	1,500	1,500	1,500	1,500	1,500	1,500	1,500
Connection Charges-Trunk	220,910	189,256	193,987	198,837	203,808	208,903	214,126	219,479	224,966	230,590	236,355	242,264	242,264	242,264
(see Construction units & Connection Charge Above)														
Operating Expense	(1,083,669)	(1,116,179)	(1,149,664)	(1,184,154)	(1,219,679)	(1,256,269)	(1,293,957)	(1,332,776)	(1,372,759)	(1,413,942)	(1,456,361)	(1,500,051)	(1,500,051)	(1,500,051)
(Personal Services, Supplies, Other Services & Charges)														
CIP Projects-Sewer Utilities														
Utility Truck(s)		(25,000)	(24,000)	(43,000)				(32,500)					(39,000)	
Mobile Generator								(164,000)						
Backhoe (portion of cost)			(15,625)											
Scada Software Upgrades		(15,000)												
Garnet Street Reconstruction Impr														
I&I Reduction						(41,000)								
Puma/Bunker Improvements	(620,089)													
Replace Pumps at Liftstation #2														
Replace Pumps at Liftstation #4														
Replace Pumps at Liftstation #6														
Zeolite Sewer					(40,000)									
Riverdale Ext						(1,715,750)								
Public Works Campus														
Sewer Ext Armstrong to Traprock(Riverdale)														
Fire Station #1 Sanitary Sewer														
Bolton & Menk 2017 San Sewer Study 2021 to 2040 \$505,980/yr inflated 3% per year				(60,000)										
Remaining Working Capital Balance	11,253,413	12,060,263	12,827,359	13,569,643	13,861,047	12,410,290	12,628,489	12,656,139	12,847,047	13,005,783	13,130,441	13,130,441	13,130,441	13,180,040

250

Stormwater Management Fund #292

	Actual 2017	Projected 2018	Projected 2019	Projected 2020	Projected 2021	Projected 2022	Projected 2023	Projected 2024	Projected 2025	Projected 2026	Projected 2027	Projected 2028
Beginning Balance	529,892	696,200	1,027,253	557,862	596,230	625,174	654,551	684,370	714,635	745,355	776,535	808,183
Developer's Contributions	141,790	298,420	50,000	30,000	20,000	20,000	20,000	20,000	20,000	20,000	20,000	20,000
COR Infiltration Contributions												
PSD-Apartments												
North Commons 3	10,000											
Greenway Terrace	6,355											
Stonebrook Academy		22,190										
Affinity			15,200									
DR Horton-The Station 1 & 2???												
Vistas AT North Common												
Interest Earnings	8,164	10,443	15,409	8,368	8,943	9,378	9,818	10,266	10,720	11,180	11,648	12,123
Total Revenues	166,309	331,053	80,609	38,368	28,943	29,378	29,818	30,266	30,720	31,180	31,648	32,123
CIP Projects-Park Projects												
COR Regional Infiltration Basin			(550,000)									
Rivdale Drive Ext			(550,000)									
Total Expenditures												
Increase (decrease) in Cash	166,309	331,053	(469,391)	38,368	28,943	29,378	29,818	30,266	30,720	31,180	31,648	32,123
FUND BALANCE, End of Year	696,200	1,027,253	557,862	596,230	625,174	654,551	684,370	714,635	745,355	776,535	808,183	840,306

253

Storm Water Utility Fund #605

	Act 2017	Projected 2018	Projected 2019	Projected 2020	Projected 2021	Projected 2022	Projected 2023	Projected 2024	Projected 2025	Projected 2026	Projected 2027	Projected 2028
Working Capital												
Beginning Balance	1,435,870	1,715,112	1,880,736	1,570,155	1,338,658	1,630,581	1,142,930	1,677,076	2,192,979	2,918,533	3,474,255	4,104,891
Utility Revenue	958,960	1,035,677	1,118,551	1,208,013	1,304,654	1,409,027	1,451,298	1,494,837	1,539,682	1,585,872	1,633,448	1,682,452
PSD Contribution for Storm-Parkview												
Interest Earnings	18,917	25,727	28,211	29,552	20,080	24,459	17,144	25,456	32,895	43,778	52,114	61,573
Operating Expense												
(Personal Services, Supplies, Other Services & Charges)	(373,573)	(384,780)	(396,324)	(408,213)	(420,460)	(433,073)	(446,066)	(459,448)	(473,231)	(487,428)	(502,051)	(517,112)
CIP Projects-Stormwater Utility												
Street Sweeper		(211,000)										
Water Truck (Share of)		(75,000)	(75,000)	(75,000)	(75,000)	(68,000)	(75,000)	(75,000)	(75,000)	(75,000)	(75,000)	(75,000)
Annual Drainage Enhancement			(550,000)									
COR Regional Infiltration Basin						(530,000)						
Cor Bunker Lake Blvd (Armstrong to Ramsey Blvd)	(157,161)			(130,000)								
Business Park (Puma/Bunker)			(10,000)									
Ermine Blvd Culvert Replacement			(75,000)	(75,000)	(25,378)	(75,000)	(75,000)	(75,000)	(75,000)	(75,000)	(75,000)	(75,000)
The Draw Stormwater Grates												
Outlet Control Structure Improvement												
River Storm Water Discharge Treatment												
Storm Sewer 161st Avenue												
Storm Sewer Andrie/164th Avenue (Per Bruce 7-13-1)	(89,553)											
Storm Sewer Alicia est								(25,216)				
Storm Sewer Alpine Drive-Armstrong to Variolite	(48,348)											
Storm Sewer Autumn Heights				(63,750)		(315,323)						
Storm Sewer Stanhope Terrace & North Forty				(82,000)								
Storm Sewer Barthels Rum												
Storm Sewer Barthels Rum River Acres 2nd												
Storm Sewer Brookview, Wood Pond			(42,879)									
Storm Sewer Card Rose Est												
Storm Sewer Chestnut Ridge, Echo Ridge, Juniper Woods				(24,500)				(32,176)				
Storm Sewer Countryside Est												
Storm Sewer Flintwood Hills									(8,300)			(158,672)
Storm Sewer Fox Ridge Et.1st & 2nd							(17,280)					
Storm Sewer Ford Brook Estates/Hy 10			(33,120)									
Storm Sewer Ford Brook Est 3rd												
Storm Sewer Halls Dover & Soreteberg												
Storm Sewer Nature View & Sorteberg 6												
Storm Sewer Northfork Lake							(74,150)					
Storm Sewer Oakwood Hills												
Storm Sewer Rambosak Red Oak Est					(41,338)							
Storm Sewer 2020 Overlay Projects					(9,835)							
Storm Sewer 2021 Overlay Projects												
Storm Sewer 2022 Overlay Projects					(51,440)							
Storm Sewer 2023 Overlay Projects												
Storm Sewer 2024 overlay projects												
Storm Sewer 2026 overlay projects												
Storm Sewer 2027 overlay projects												
Storm Sewer 2028 overlay projects												
Storm Sewer Alpine Drive												
Storm Sewer Rodeo Hills/Valley View												
Storm Sewer Whispering Pine Est Plat 3												
Storm Sewer Windsorwood												
Storm Sewer for Recon of Riverdale Drive, Section 07 Unplatted					(125,560)							
Storm Sewer Sunfish Lake Blvd												
Storm Sewer Waco St												
Storm Sewer for Wood Pond Hills												
Storm Sewer Woodlawn Est												
Storm Sewer for Zeolite												
Storm Sewer Sports Hays Sec.1 Unpl												
Storm Water Pond Maintenance												
Stormwater Drainage Impr (see project list)	(30,000)											
Remaining Working Capital Balance	1,715,112	1,880,736	1,570,155	1,338,658	1,650,581	1,142,930	1,677,076	2,192,979	2,918,533	3,474,255	4,104,891	4,790,507

25

Street Light Utility Fund #603 - Working Capital												
	Actual 2017	Projected 2018	Projected 2019	Projected 2020	Projected 2021	Projected 2022	Projected 2023	Projected 2024	Projected 2025	Projected 2026	Projected 2027	Projected 2028
Beginning Balance	1,100,581	1,147,929	927,189	843,880	884,934	922,086	909,141	937,209	960,761	979,581	993,446	1,002,124
Utility Revenue From Utility Billings	203,171	194,000	194,000	194,000	194,000	194,000	194,000	194,000	194,000	194,000	194,000	194,000
Contributions from Developers												
Interest Earnings	16,019	17,219	13,908	12,658	13,274	13,831	13,637	14,058	14,411	14,694	14,902	15,032
Operating Expense (Personal Services, Supplies, Other Services & Charges)	(137,824)	(141,959)	(146,217)	(150,604)	(155,122)	(159,776)	(164,569)	(169,506)	(174,591)	(179,829)	(185,224)	(190,781)
CIP Projects-Street Light Utility												
Riverdale Drive Ext Lights		(275,000)										
Bunker Lake Blvd & Puma Lights			(80,000)									
Riverdale Drive between Ramsey Blvd & Traprock Lights			(50,000)									
Zeolite Street Lights												
Priority/Developer Street Lights (Sunwood realign booked 2x in 2013)	\$ (34,017)	\$ (15,000)	\$ (15,000)	\$ (15,000)	\$ (15,000)	\$ (15,000)	\$ (15,000)	\$ (15,000)	\$ (15,000)	\$ (15,000)	\$ (15,000)	\$ (15,000)
Remaining Working Capital Balance	1,147,929	927,189	843,880	884,934	922,086	909,141	937,209	960,761	979,581	993,446	1,002,124	1,005,375

255

Water Utility Fund #601

Act	Actual 2017	Projected 2018	Projected 2019	Projected 2020	Projected 2021	Projected 2022	Projected 2023	Projected 2024	Projected 2025	Projected 2026	Projected 2027	Projected 2028
Capital Expenses-Equipment												
CIP Projects												
Fire Station #1 Extension of Water												
County Radio System (3-Year Funding)												
Public Works Campus												
Scada System Software Upgrades												
Backhoe (portion of cost)												
3/4 Ton Truck												
Utility Truck												
A. Water Supply & Treatment Improvements												
Renovate Pump House #3												
Construct Well #9& Pumphouse #5												
Well #1 Rehabilitation (Not in CIP Maintenance)												
Emergency Supply for Well #3												
Water Treatment Facility 10 MGD Groundwater												
Refurbish Water Tower #1												
Refurbish Water Tower #2												
Maintain Water Tower #3 (Not in CIP as maintenance)												
Watermain - Alpine Drive												
Watermain - Bunker/Pumps (Riverstone Proj)												
Watermain Looping Ramsey Boulevard to Traprock												
Cor Bunker Lake Blvd (Armstrong to Ramsey Blvd)												
Ford Brook Estates Reconstruction												
Zedrite Street Improvement												
Garnet Street Reconstruction Improvement												
Bolton & Menk 2017 Water Study 2021 to 2040 \$431,021/yr inflated 3% per year												
Subtotal - Capital Expenses												
Operational Expenses												
Operating Expense-Distribution and Administration												
Operating Expense-Treatment												
Subtotal-Operating Expense												
Total Annual Expenses												
Water System Revenue												
10/05 reduced by 200-300 units per year to be conservative)												
Water Sales (Gallons/Year)												
Water Rates (\$/1000 gal)(5% annual increase)												
Water Availability Charge (WAC) (\$/connection)												
omention/Trunk Charge (\$/connection)(4.5% after year 2005)												
ate Revenue(Water Sales/1000 x Water Rates) + water meters												
Increase by 2.												
WAC Revenue(Service Connections x Wac Charge)												
Revenue (Service Connections when plated x Connection Charge)												
Interest Earnings												
Total System Revenue												
Trunk Charges returned for John Peterson's Agreement (thru Dec 2026)												
Internal Loan to offset Muni Center Debt beginning year 2009-2029 2% paid off in 2011												
Internal Loan to offset Muni Center Debt beginning year 2011-2030 @ 2%												
Internal Loan for RTC Land Purchase												
Water Working Capital Balance												
Total Annual Expenses												
Total System Revenue												
Net Income(Loss)												
Beginning Water Working Capital Balance												
Ending Water Working Capital Balance												

256

TIF Projections District #1-Rivers Bend

Projected Revenue FOR TIF 1 District (2011)	Decertified		In TIF Amended Budget 12/11					Actual 2017	Projected 2018>
	Actual 2011	Actual 2012	Actual 2013	Actual 2014	Actual 2015	Actual 2016			
Balance	2,122,527	2,785,666	1	402,373	322,713	1,180,519	1,142,575	1,073,522	
Revenues									
TIF Increments	844,792								
Trans from TIF 10 Land sales/Orig Land Purchased with TIF 1 Bond (Fund 332)	787,803	120,000							
Advancement on F&C 10-year Loan (See \$1,420,000 below)									
Transfer from TIF 10 for non-increment Int attrited to land sales above	24,713	407,876			1,300,000				
Diamond Graphics Land Sale									
F&C Loan #1 Paid Back 20% of annual cash flows from April 1, 2015-April 1, 2025	(265,496)								
Transfer of Int earnings prior to 1997 to HRA	60,182.23		(3,412.87)	13,112	14,506	10,922	15,369	5,000	
Interest Earnings									
Total Revenue	1,453,994	120,000	404,463	13,112	1,314,506	10,922	15,369	5,000	
Less:									
Bond Principal (B&A CVI \$1,035,000) FUND #342	(200,000)								
Bond Interest (B&A CVI \$1,035,000)	(10,300)								
Interfund Loan F&C (Tif Spending Plan)									
				(1,420,000)					
Administrative Expenses									
	(17,497)	(1,217)	(2,091)	(1,473)	(11,520)	(2,620)	(987)	(3,000)	
Total Expense	(227,797)	(1,421,217)	(2,091)	(1,473)	(11,520)	(2,620)	(987)	(3,000)	
CIP Project Costs:									
Shovel Ready Projects									
Diamond Graphics land sale from 2013 coded incorrectly funded with non TIF money (PIR & Landfill Trust) that should be reimbursed.					(407,876)	(46,246)	(83,436)	(75,000)	
New Business Park					(37,304)				
Bury Electric Wires -				(91,300)					
Ramp Construction Extension	(563,058)	(244,448)							
County Road 116 Bunker to Armstrong									
Rail Stop ROW	(862,064)							(1,000,000)	
Pay TIF 10 for Transaction Error by Ehlers (See \$787,803 transfer above, put TIF 10 Neg)	(377,936)								
Total CIP Project Costs	(563,058)	(1,484,448)	-	(91,300)	(445,180)	(46,246)	(83,436)	(1,075,000)	
Remaining TIF Balance	2,785,666	1	402,373	322,713	1,180,519	1,142,575	1,073,522	522	
(Total Revenue less Total Project Costs)									

TIF-Projections District #2 - Gateway
 (2013)

Tif Plan budget amended 12-11 Tif Plan Budget Amended 11-13

	Actual 2011	Actual 2012	Decertified Actual 2013	Actual 2014	Actual 2015	Actual 2016	Actual 2017	Projected 2018>
Revenues								
TIF Increments on agreements	\$ 1,823,891	\$ 1,713,507	\$ 1,557,425	\$ -	\$ (29,155)	\$ -	\$ -	\$ -
Transfer of int earnings prior to 1997 to HRA	(41,387)		10,454					
Easement funds for Business Park 95					64,531.94			
Interest on F&C Admin Loan (TIF 14 in amount of \$425,845.90) for 2010-2015 int	111,750.72	217,422	(21,681.33)	84,544	30,911	22,679	33,465	10,000
Transfer in for F&C Transfer done in previous years-set up as DUE to FROM	68,211.43							
Interest Earnings(2000 neg int adj for borrowing)	\$1,894,255	\$1,999,140	\$1,546,197	\$84,544	\$66,288	\$22,679	\$33,465	\$10,000
Total Revenue								
				\$84,544	\$66,288	\$22,679	\$33,465	\$10,000
				\$84,544	\$66,288	\$22,679	\$33,465	\$10,000
Expenses								
Sauter Land Purchase Bond Int (Fund 329 \$1,680,000 Bond-18% of bond)	(608)							
Sauter Land Purchase Bond Prin (Fund 329 \$1,680,000 Bond-18% of bond)	(9,000)							
Parabody Pay-Go(site impr)	(20,264)	(20,264)						
Transfer out per Ehlers for non-increment funds	(46,875)				(10,454)			
Sharp Reimbursement-Sunfish Gateway	(18,438)	(22,511)	(10,021)	(3,241)	(9,244)	(1,569)	(987)	(4,000)
Administrative Expenses								
Total Expense								
	(\$95,184)	(\$42,775)	(\$10,021)	(\$3,241)	(\$19,698)	(\$1,569)	(\$987)	(\$4,000)
	(\$95,184)	(\$42,775)	(\$10,021)	(\$3,241)	(\$19,698)	(\$1,569)	(\$987)	(\$4,000)
AVAILABLE REVENUES	\$1,799,071	\$1,956,365	\$1,536,177	\$81,303	\$46,590	\$21,110	\$32,478	\$6,000
CIP Project Costs:								
Command/National Growth-Minks Property	(25,000)							
142nd Court Street Improvements (B&A Cyl)	(325,000)							
Internal Loan from TIF 14 for Admin Fees F&C project	(126,701)							
TIF amendment recorded incorrectly in prior years							29,155.12	
Parking Ramp Costs		(66,363)						
Sunwood Drive (Use of Excess Funding from Rail Stop See Below)	(500,000)							
RAIL Stop-net of (contingency-\$839,000) per Tim Yantos 2-4-14 (Did not need internal loan received tax ft		(2,700,436)						
Zeolite Street Constr								(350,564)
								(517,000)
County Road #116 (#47 toDysprosium)	(450,000)							(1,500,000)
County Road 116 Bunker to Armstrong								
Sunwood Drive Realignment		(500,000)						
County Road #116 (Dysprosium to County #57)								
Total CIP Project Costs								
(Available Revenue less Total Project Costs)	(926,701)	(3,766,799)	-	\$81,303	\$46,590	\$21,110	29,155	(2,367,564)
	\$872,370	(\$1,810,434)	\$1,536,177	\$81,303	\$46,590	\$21,110	\$61,633	(\$2,361,564)
Remaining TIF Balance/(Deficit)	\$5,340,965	\$3,530,531	\$5,066,708	\$5,148,011	\$5,194,602	\$5,215,712	\$5,277,345	\$2,915,781
Internal Loans - F&C & TIF 14 Admin Expe	\$	2,782,605	\$ 2,824,477	\$ 2,869,048	\$ 2,869,048	\$ 2,869,048	\$ 2,869,048	\$ 2,869,048
CASH BALANCE AVAILABLE	\$747,926	\$747,926	\$2,242,231	\$2,278,964	\$2,325,554	\$2,346,664	\$2,408,298	\$46,734

258

TIF Projections District #4-Front Street

	Actual 2011	Actual 2012	Actual 2013	Decertified Actual 2014	Actual 2015	Actual 2016	Actual 2017	Projected 2018>
Projected Revenue FOR TIF IV District I (2014) Balance	321,844	420,373	304,499	335,164	181,493	204,615	95,544	0
Revenues								
TIF Increments	443,706	387,854	333,195	323,946	29,155			
Auction Proceeds-Oasis	2,029							
Transfer of Int earnings prior to 1997 to HRA	(52,367)							
Interest Earnings	9,106	6,137	(6,749)	14,173	2,441	1,967	-	0
Total Revenue	402,474	393,991	326,446	338,119	31,596	1,967	-	0
Less:								
GB Properties								
Riverview Community Bank (Premier Land Reim)	(30,573)			(14,849)				
TIF amendment recorded incorrectly in prior years							(29,150)	
Administrative Expenses	(11,726)	(13,841)	(11,347)	(9,838)	(8,474)	(1,051)	(987)	
Total Expense	(42,299)	(13,841)	(11,347)	(24,686)	(8,474)	(1,051)	(30,137)	-
CIP Project Costs:								
Oasis Market	(11,645)							
US Bank Road Easement								
Street Recon-Annual Road Improvements-Sunwood Drive	(250,000)	(275,000)	(275,000)	(275,000)				
Rivendale Drive Ext Traprock-Armstrong(Road Funding?)				(192,103)				
Alpine Drive Road Improvement (South of Alpine Drive in DD1)		(221,024)	(9,434)					
Total CIP Project Costs	(261,645)	(496,024)	(284,434)	(467,103)	-	(109,987)	(65,406)	-
Remaining TIF Balance	420,373	304,499	335,164	181,493	204,615	95,544	0	0
(Total Revenue less Total Project Costs)								

Note: 100% of Prin & interest paid thru TIF

2579

TIF Projects- District #8
Maken

Projected Revenue	FOR TIF VIII											
	Actual 2017	Projected 2018	Projected 2019	Projected 2020	Projected 2021	Projected 2022	Projected 2023	Projected 2024	Projected 2025	Projected 2026	Projected 2027	Projected 2028
District VIII (2028)												
Balance	730,519	907,682	695,397	579,929	562,728	590,264	894,118	1,202,530	1,515,568	1,833,301	2,155,801	2,483,138
Revenues												
Tax Increment	301,294	305,000	305,000	305,000	305,000	305,000	305,000	305,000	305,000	305,000	305,000	305,000
Interest Earnings	11,303	13,615	10,431	8,699	8,441	8,854	13,412	18,038	22,794	27,500	32,337	37,247
Total Revenue	312,598	318,615	315,431	313,699	313,441	313,854	318,412	323,038	327,794	332,500	337,337	342,247
Less:												
Interfund Loan Prn from 2001 (not booked until 2017)	(98,800)	(95,000)	(102,752)	(103,442)	(100,006)							
Interfund Loan Int (4%)	(16,200)	(20,000)	(12,248)	(11,558)	(4,000)							
W Properties (Land Reimbursement)	(15,899)	(15,900)	(15,899)	(15,900)	(15,899)							
Lundeen Holdings (Phase II Reimbursement)												
Administrative Expenses	(4,536)					(10,000)	(10,000)	(10,000)	(10,000)	(10,000)	(10,000)	(22,103)
Total Expense	(135,435)	(130,900)	(130,899)	(130,900)	(119,905)	(10,000)	(10,000)	(10,000)	(10,000)	(10,000)	(10,000)	(22,103)
CIP Project Costs:												
Road Projects: Riversbend		(200,000)										
Road Projects: Chestnut Ridge, Wood Pond Hills & Hy 10			(300,000)									
Road Projects: Barthel's Rum River Acres 2nd				(200,000)								
Road Projects: Woodpond Hills 2-5th					(166,000)							
Road Projects eligible amount per 1-17-18 Ehlers Email												
Maken Property Acquisition												
Ebony & 141st Avenue												
143rd Extension (also Tif 6)												
Engr Fees 141 & 143rd												
Total CIP Project Costs	-	(200,000)	(300,000)	(200,000)	(166,000)	-	-	-	-	-	-	-

Remaining TIF Balance	907,682	695,397	579,929	562,728	590,264	894,118	1,202,530	1,515,568	1,833,301	2,155,801	2,483,138	2,803,282
(Total Revenue less Total Project Costs)												
Remaining Interfund Loan	401,200	306,200	203,448	100,006	-	-	-	-	-	-	-	-
Fund Balance	506,482	389,197	376,481	462,732	590,264	-	-	-	-	-	-	-

** This will be sent back to County 12-31-21

260

TIF Projections District #9
 ACCAP

Projected Revenue FOR TIF IX District IX (2029)	Actual 2017	Projected 2018	Projected 2019	Projected 2020	Projected 2021	Projected 2022	Projected 2023	Projected 2024	Projected 2025	Projected 2026	Projected 2027	Projected 2028	Projected 2029
Balance	(9,504)	(5,354)	(4,574)	(3,808)	(3,036)	(2,259)	(1,476)	(687)	(692)	(698)	19,997	40,847	61,854
Revenues													
Tax Increment	26,434	23,000	23,000	23,000	23,000	23,000	23,000	23,000	23,000	23,000	23,000	23,000	23,000
Interest Earnings	(38.10)	(40.00)	(34.30)	(28.56)	(22.77)	(16.94)	(11.07)	(5.15)	(5.19)	(5.23)	149.98	306.35	463.90
Total Revenue	26,396	22,960	22,966	22,971	22,977	22,983	22,989	22,995	22,995	22,995	23,150	23,306	23,464
Administrative Expenses													
	(1,526)	(1,500)	(1,500)	(1,500)	(1,500)	(1,500)	(1,500)	(2,300)	(2,300)	(2,300)	(2,300)	(2,300)	(2,300)
Site Improvements(2004-2025)	(20,700)	(20,700)	(20,700)	(20,700)	(20,700)	(20,700)	(20,700)	(20,700)	(20,700)	(20,700)	(2,300)	(2,300)	(2,300)
Total Expense	(22,226)	(22,200)	(22,200)	(22,200)	(22,200)	(22,200)	(22,200)	(23,000)	(23,000)	(2,300)	(2,300)	(2,300)	(2,300)

Remaining TIF Balance (5,334) (4,574) (3,808) (3,036) (2,259) (1,476) (687) (692) (698) 19,997 40,847 61,854 83,017

26/1


TIF Projections District #14-COR (2015-2040)												
Projected Revenue	Actual 2017	Projected 2018	Projected 2019	Projected 2020	Projected 2021	Projected 2022	Projected 2023	Projected 2024	Projected 2025	Projected 2026	Projected 2027	Projected 2028
FOR TIF XIV												
District 14												
Balance	(26,416,419)	(26,482,314)	(26,490,404)	(26,412,955)	(26,356,024)	(26,299,093)	(27,314,115)	(27,179,137)	(27,044,159)	(26,909,181)	(26,774,203)	(26,639,225)
Revenues												
TIF Increments-F&C	367,286	243,228	243,228	243,228	243,228	243,228	243,228	243,228	243,228	243,228	243,228	243,228
Other TIF Increments (Alina VA)		71,364	71,364	71,364	71,364	71,364	71,364	71,364	71,364	71,364	71,364	71,364
TIF Increments PSD Apartments(2018-2040)		135,852	156,094	156,094	156,094	156,094	156,094	156,094	156,094	156,094	156,094	156,094
TIF Increments - Commonbond (2016-2040)		33,082	33,082	33,082	33,082	33,082	33,082	33,082	33,082	33,082	33,082	33,082
Interest Earnings	8,820	5,000	5,000	5,000	5,000	5,000	5,000	5,000	5,000	5,000	5,000	5,000
Total Revenue	376,106	488,526	508,768	508,768	508,768	508,768	508,768	508,768	508,768	508,768	508,768	508,768
Expenditures												
F&C TIF (\$3M)	(260,743)	(316,354)	(260,743)	(260,743)	(260,743)	(260,743)	(260,743)	(260,743)	(260,743)	(260,743)	(260,743)	(260,743)
PSD TIF (\$500,000) 8/1/18-2/1/22	(65,262)	(65,262)	(135,576)	(156,094)	(156,094)	(78,047)	(78,047)	(78,047)	(78,047)	(78,047)	(78,047)	(78,047)
Admin Expenses \$500,000 Interfund Loan Dec 2010 & Fund 9468	(115,995)	(115,000)	(35,000)	(35,000)	(35,000)	(35,000)	(35,000)	(35,000)	(35,000)	(35,000)	(35,000)	(35,000)
City Costs to be Reimbursed-From Ehlers 5/1/4 Study	(442,000)	(496,616)	(431,319)	(451,837)	(451,837)	(373,790)	(373,790)	(373,790)	(373,790)	(373,790)	(373,790)	(373,790)
Total Expenditures	(1,023,000)	(1,023,226)	(922,637)	(907,674)	(907,674)	(907,674)	(907,674)	(907,674)	(907,674)	(907,674)	(907,674)	(907,674)
CIP Project Costs:												
Yolite Street for Common Bond	(47,936)	(65,054)										
County Road 116 Bunker to Armstrong												
Total CIP Project Costs	(47,936)	(65,054)										
Remaining TIF Balance-Fund Balance	(26,482,314)	(26,490,404)	(26,412,955)	(26,356,024)	(26,299,093)	(27,314,115)	(27,179,137)	(27,044,159)	(26,909,181)	(26,774,203)	(26,639,225)	(26,504,247)
Remaining TIF Balance - Cash Balance	595,677	587,587	665,036	721,967	778,898	(236,124)	(101,146)	33,832	168,810	303,788	438,766	573,744

NEED TO DETERMINE WHAT CITY FUNDS NEED TO BE PAID BACK FROM TIF 14

TIF Projections District #15-Life Fitness (2016-2032)

Projected Revenue FOR TIF XV District 15	Actual 2017	Projected 2018	Projected 2019	Projected 2020	Projected 2021	Projected 2022	Projected 2023	Projected 2024	Projected 2025	Projected 2026	Projected 2027	Projected 2028
Balance	(21,005)	(13,391)	(7,524)	(1,569)	4,475	10,610	16,837	23,158	29,573	36,084	42,693	49,402
Revenues												
TIF Increments-Life Fitness	17,931	40,000	40,000	40,000	40,000	40,000	40,000	40,000	40,000	40,000	40,000	40,000
Interest Earnings	(7)	(201)	(113)	(24)	67	159	253	347	444	541	640	741
Total Revenue	17,924	39,799	39,887	39,976	40,067	40,159	40,253	40,347	40,444	40,541	40,640	40,741
Expenditures												
Life Fitness TIF (\$224,000)2/1/17-2/1/33	(8,040)	(32,232)	(32,232)	(32,232)	(32,232)	(32,232)	(32,232)	(32,232)	(32,232)	(32,232)	(32,232)	(32,232)
Admin Expenses \$19,872.40 Interfund Loan I	(2,270)	(1,700)	(1,700)	(1,700)	(1,700)	(1,700)	(1,700)	(1,700)	(1,700)	(1,700)	(1,700)	(1,700)
Total Expenditures	(10,310)	(33,932)	(33,932)	(33,932)	(33,932)	(33,932)	(33,932)	(33,932)	(33,932)	(33,932)	(33,932)	(33,932)
Remaining TIF Balance	(13,391)	(7,524)	(1,569)	4,475	10,610	16,837	23,158	29,573	36,084	42,693	49,402	56,211


263




SUPPLEMENTAL FUTURE CONSIDERATION PROJECTS

CITY OF RAMSEY CAPITAL IMPROVEMENT PROGRAM 2019-2028

The Capital Improvement Program document is a planning tool maintained by the city to identify future projects, related expenditures, and funding sources. All projects designated in the Capital Improvement Program are contingent upon availability of resources during the planned year. The total expenditure of projects includes city-funded sources as well as other resources such as grants, fees, bonding, etc.





THIS PAGE INTENTIONALLY BLANK


Park and Trail Capital Improvements – Future Projects



The following are park, trail and park acquisition projects that have been identified by the Park and Recreation Commission as proposed needed improvements into the future – but do not have identified funding at the time of the 10-Year Park’s CIP adoption. In other instances they are predicated on land development or future demand.

The proposed improvements are generally assigned to one category: Priority #5 which is known as Opportunity Driven/Unfunded/Placeholder. All projects are given a number 5 Priority as all of the projects are currently unfunded.

Generally, additional park and trail planning should be undertaken city-wide leading up to the 2040 Comprehensive Plan (due for completion by 2018). A plan will be developed aside from this document to lead that process. The proposed community-wide park and trail plan, together with some of the cost estimates identified below, may point to the need for revenue beyond Park Dedication proceeds that have funded most park and trail initiatives to date.




THIS PAGE INTENTIONALLY BLANK

City of Ramsey, Minnesota
 Capital Improvement Program
 2019 thru 2028

PROJECTS BY DEPARTMENT

Department	#	Priority	2019	2020	2021	2022	2023	2024	2025	2026	2027	2028	Total
Park Improvements													
Elmcrest Creek Trail to Central Park	04-PARK-002	5					1,200,000				800,000		800,000
Lake Itasca Community Park	04-PARK-007	5											1,200,000
Trott Brook Greenway Trail	04-PARK-014	5							4,015,000				4,015,000
Mississippi River Park Development- Bridge location	06-PARK-016	5								750,000			750,000
Redevelopment of Hunters Hill	06-PARK-017	5									500,000		500,000
Municipal Plaza	07-PARK-001	5	100,000	3,600,000									3,700,000
The Waterfront	08-PARK-004	5			6,300,000								6,300,000
Mississippi Skyway over TH10 Near rail Station	08-PARK-008	5			5,600,000								5,600,000
Alpine Park Winter Facilities	11-PARK-003	5							2,500,000				2,500,000
Lake Itasca / COR Greenway	17-PARK-008	5								1,900,000			1,900,000
Park Improvements Total			100,000	3,600,000	11,900,000	1,200,000	1,200,000	6,515,000	2,500,000	2,650,000	1,300,000	1,300,000	27,265,000
Site Acquisitions													
Sixth Community Park (north central Ramsey)	06-ACC-001	5									3,000,000		3,000,000
Site Acquisitions Total											3,000,000		3,000,000
GRAND TOTAL			100,000	3,600,000	11,900,000	1,200,000	1,200,000	6,515,000	2,650,000	2,650,000	4,300,000	4,300,000	30,265,000



THIS PAGE INTENTIONALLY BLANK

City of Ramsey, Minnesota
Capital Improvement Program

Data in Year 2019 and 2028

PROJECTS BY YEAR & PRIORITY

Project Name	Department	Project #	Priority	Project Cost
2019				
<i>Priority 5-Opportunity/Unfunded/Placeholder</i>				
Municipal Plaza	Park Improvements	07-PARK-001	5	100,000
				<i>Total for: Priority 5</i>
				100,000
Total for 2019				100,000
2020				
<i>Priority 5-Opportunity/Unfunded/Placeholder</i>				
Municipal Plaza	Park Improvements	07-PARK-001	5	3,600,000
				<i>Total for: Priority 5</i>
				3,600,000
Total for 2020				3,600,000
2021				
<i>Priority 5-Opportunity/Unfunded/Placeholder</i>				
The Waterfront	Park Improvements	08-PARK-004	5	6,300,000
Mississippi Skyway over TH10 Near rail Station	Park Improvements	08-PARK-008	5	5,600,000
				<i>Total for: Priority 5</i>
				11,900,000
Total for 2021				11,900,000
2023				
<i>Priority 5-Opportunity/Unfunded/Placeholder</i>				
Lake Itasca Community Park	Park Improvements	04-PARK-007	5	1,200,000
				<i>Total for: Priority 5</i>
				1,200,000
Total for 2023				1,200,000
2025				
<i>Priority 5-Opportunity/Unfunded/Placeholder</i>				
Trott Brook Greenway Trail	Park Improvements	04-PARK-014	5	4,015,000
Alpine Park Winter Facilities	Park Improvements	11-PARK-003	5	2,500,000
				<i>Total for: Priority 5</i>
				6,515,000
Total for 2025				6,515,000
2026				
<i>Priority 5-Opportunity/Unfunded/Placeholder</i>				
Mississippi River Park Development-Bridge location	Park Improvements	06-PARK-016	5	750,000
Lake Itasca / COR Greenway	Park Improvements	17-PARK-008	5	1,900,000

Project Name	Department	Project #	Priority	Project Cost
<i>Total for: Priority 5</i>				2,650,000
Total for 2026				2,650,000
2027				
<i>Priority 5-Opportunity/Unfunded/Placeholder</i>				
Elmcrest Creek Trail to Central Park	Park Improvements	04-PARK-002	5	800,000
Redevelopment of Hunters Hill	Park Improvements	06-PARK-017	5	500,000
Sixth Community Park (north central Ramsey)	Site Acquisitions	06-ACQ-001	5	3,000,000
<i>Total for: Priority 5</i>				4,300,000
Total for 2027				4,300,000
GRAND TOTAL				30,265,000

Capital Improvement Program

2019 thru 2028

City of Ramsey, Minnesota

Department Park Improvements
Contact Unassigned
Type Improvement
Useful Life 50 Years
Category Park Improvement
Priority 5-Opportunity/Unfunded/Placeholder
Status Future Consideration

Project # 04-PARK-002
Project Name Elmcrest Creek Trail to Central Park

Total Cost \$800,000

Description
 This trail would link Elmcrest Park to Central Park, the neighborhoods in between, and provide off-roadway trail experience within central Ramsey.

Justification
 Connecting the two community parks would reduce the need to replicate some facilities in both locations. The construction of the trail may coincide at such time as residents may subdivide their lots east of Ramsey Blvd, along the county ditch.

Expenditures	2019	2020	2021	2022	2023	2024	2025	2026	2027	2028	Total
Improvements Other than Building Cost									800,000		800,000
Total									800,000		800,000
Funding Sources	2019	2020	2021	2022	2023	2024	2025	2026	2027	2028	Total
Grants/Outside Sources									150,000		150,000
Landfill Trust Fund									75,000		75,000
Park Improvement Trust Fund									575,000		575,000
Total									800,000		800,000

Capital Improvement Program

2019 thru 2028

City of Ramsey, Minnesota

Project # 04-PARK-007
Project Name Lake Itasca Community Park
Department Park Improvements
Contact Unassigned
Type Improvement
Useful Life 50 Years
Category Park Improvement
Priority 5-Opportunity/Unfunded/Placeholder
Status Future Consideration

Total Cost \$1,200,000

Description

This project is intended to begin the development of Lake Itasca Park North of Alpine Drive, east of the lake to the west line of the adjacent subdivision.

Justification

Properties south of Alpine Drive, both east and west of Puma Street will be proposed residential for development. It is this development that would provide the necessary Park Dedication funds for the first phase of construction, as well as contributing increased recreational demand.

A four acre parcel south of Alpine Drive may be sold to finance improvements in the park. This project includes mass grading of the park and development of multi-use athletic fields, including for lacrosse.

Expenditures	2019	2020	2021	2022	2023	2024	2025	2026	2027	2028	Total
Improvements Other than Building Cost					1,200,000						1,200,000
Total					1,200,000						1,200,000
Funding Sources	2019	2020	2021	2022	2023	2024	2025	2026	2027	2028	Total
Park Improvement Trust Fund					1,200,000						1,200,000
Total					1,200,000						1,200,000

Capital Improvement Program

2019 thru 2028

City of Ramsey, Minnesota

Department Park Improvements

Contact Unassigned

Type Improvement

Useful Life 20 Years

Category Park Improvement

Priority 5-Opportunity/Unfunded/Placeholder

Status Future Consideration

Total Cost \$4,015,000

Project #	04-PARK-014
Project Name	Trott Brook Greenway Trail

Description

The Trott Brook Greenway Trail extends from Elk River's Youth Athletic Complex near Jarvis Street and follows the brook easterly to Rum River Central Park about six miles away. The project would involve continued acquisition of scenic and trail easements, boardwalk and trail construction and natural resource enhancements. Segments of the trail may be on-street within certain neighborhoods.

Justification

This trail project would be predicated on significant planning leading up to construction and likely involve a Master Plan, as well as receiving grant monies for funding. The land around the brook is the largest and most contiguous undeveloped natural area within Ramsey. The City presently has about half of the land acquired (through Park Dedications and a LCCMR grant) to construct this trail.

This trail has a regional context. There is a trail proposed to connect Sherburne County and Ramsey to a metro regional park. This project may be a good candidate for Legacy Amendment funding, following a regional designation.

Expenditures	2019	2020	2021	2022	2023	2024	2025	2026	2027	2028	Total
Improvements Other than Building Cost							4,015,000				4,015,000
Total							4,015,000				4,015,000
Funding Sources	2019	2020	2021	2022	2023	2024	2025	2026	2027	2028	Total
Grants/Outside Sources							4,000,000				4,000,000
Landfill Trust Fund							15,000				15,000
Total							4,015,000				4,015,000

Capital Improvement Program

2019 thru 2028

City of Ramsey, Minnesota

Department Park Improvements

Contact

Project # 06-PARK-016

Project Name Mississippi River Park Development-Bridge location

Type Improvement

Useful Life 20 Years

Category Park Improvement

Priority 5-Opportunity/Unfunded/Placeholder

Status Future Consideration

Total Cost \$750,000

Description

This neighborhood park is proposed in the general vicinity of the proposed bridge crossing, along the banks of the river. The park would consist of the usual park amenities, as well as open space that may be shared with adjoining new and existing residential land use.

The funding and the timing of the park development would be concurrent with the subdivision of the land.

This park may also serve as a trailhead for a trail (to be built with the bridge construction), that will connect Hennepin County, and the Three Rivers Park District to Ramsey and the Mississippi River Trail.

Justification

Expenditures	2019	2020	2021	2022	2023	2024	2025	2026	2027	2028	Total
Improvements Other than Building Cost								750,000			750,000
Total								750,000			750,000
Funding Sources	2019	2020	2021	2022	2023	2024	2025	2026	2027	2028	Total
Park Improvement Trust Fund								750,000			750,000
Total								750,000			750,000

Capital Improvement Program

2019 thru 2028

City of Ramsey, Minnesota

Department Park Improvements

Contact

Project # 06-PARK-017
Project Name Redevelopment of Hunters Hill

Type Improvement

Useful Life 20 Years

Category Park Improvement

Priority 5-Opportunity/Unfunded/Placeholder

Status Future Consideration

Total Cost \$500,000

Description

Concurrent with any redevelopment of the subdivisions around the existing Hunters Hill Park would be an opportunity to bring improvements to the underutilized Hunters Hill Park. The funding would be from any new units shared. Open space connections within a redeveloped area may also be considered.

Justification

Should redevelopment occur in this area, it is likely densities will greatly increase. This, coupled with the commercial and light industrial uses in the area will create the need for a lunch break destination - as well the residential recreational demand.

Expenditures	2019	2020	2021	2022	2023	2024	2025	2026	2027	2028	Total
Improvements Other than Building Cost									500,000		500,000
Total									500,000		500,000
Funding Sources	2019	2020	2021	2022	2023	2024	2025	2026	2027	2028	Total
Park Improvement Trust Fund									500,000		500,000
Total									500,000		500,000

Capital Improvement Program

2019 thru 2028

City of Ramsey, Minnesota

Department Park Improvements

Contact

Type Improvement

Useful Life 20 Years

Category Park Improvement

Priority 5-Opportunity/Unfunded/Placeholder

Status Future Consideration

Total Cost \$3,700,000

Description

Development of the proposed 2-acre Municipal Plaza in The COR, based upon the parks framework plan at \$41 per square foot.

Justification

This urban park-space may be the most prominent park space within The COR - due to its visibility along Sunwood Drive, and its relationship to the Municipal Center and transit hub. The site is also likely to be used for the city's festival known as Happy Days.

Expenditures	2019	2020	2021	2022	2023	2024	2025	2026	2027	2028	Total
Improvements Other than Building Cost	100,000	3,600,000									3,700,000
Total	100,000	3,600,000									3,700,000
Funding Sources	2019	2020	2021	2022	2023	2024	2025	2026	2027	2028	Total
Grants/Outside Sources		200,000									200,000
Park Improvement Trust Fund	100,000	3,400,000									3,500,000
Total	100,000	3,600,000									3,700,000

Capital Improvement Program

2019 thru 2028

City of Ramsey, Minnesota

Department Park Improvements
Contact
Type Improvement
Useful Life 20 Years
Category Park Improvement
Priority 5-Opportunity/Unfunded/Placeholder
Status Future Consideration

Project # 08-PARK-004
Project Name The Waterfront

Total Cost \$6,300,000

Description

This project will be the culmination of comprehensive planning for a significant water feature in The COR. The lake will be a layering of public and private amenities - such as the integration of a restaurant, required open space, public paths, wading areas, a splash pad and shady aesthetics, all of which provides the "green" and "blue" (and stormwater) connections between The Draw and retail areas.

Justification

In addition to providing a superior view-shed for retail sites as well as water recreation, the lake will handle storm run-off and provide fill material for other projects within The COR. The cost projections are based on the parks framework plan for The COR at \$11 per square foot.

	2019	2020	2021	2022	2023	2024	2025	2026	2027	2028	Total
Expenditures											
Improvements Other than Building Cost			6,300,000								6,300,000
Total			6,300,000								6,300,000
Funding Sources											
Park Improvement Trust Fund			6,300,000								6,300,000
Total			6,300,000								6,300,000

Capital Improvement Program

2019 thru 2028

City of Ramsey, Minnesota

Department Park Improvements

Project # 08-PARK-008

Contact

Project Name Mississippi Skyway over TH10 Near rail Station

Type Improvement

Useful Life 20 Years

Category Park Improvement

Priority 5-Opportunity/Unfunded/Placeholder

Status Future Consideration

Total Cost \$5,600,000

Description

Bridge #02053 will connect The COR to the trail to the Mississippi River along the storm sewer outfall and serve as a regional trail connection between the Northstar Rail Station and Mississippi West Reional Park.

Justification

The COR is designed to be pedestrian friendly. This bridge will provide a connection to West Mississippi Regional Park and the regional trail. Further, the rail and highway crossing will allow residents to access the commuter rail and The COR without adding automobile trips to Hwys #10 and #169.

Ramsey has received \$100,000 from Met Council for engineering and design, and \$490,000 from the National Park Service to complete the final plans and specifications.

Expenditures	2019	2020	2021	2022	2023	2024	2025	2026	2027	2028	Total
Improvements Other than Building Cost			5,600,000								5,600,000
Total			5,600,000								5,600,000
Funding Sources	2019	2020	2021	2022	2023	2024	2025	2026	2027	2028	Total
Grants/Outside Sources			5,600,000								5,600,000
Total			5,600,000								5,600,000

Capital Improvement Program

2019 thru 2028

City of Ramsey, Minnesota

Project #	11-PARK-003
Project Name	Alpine Park Winter Facilities

Department Park Improvements

Contact

Type Improvement

Useful Life 25

Category Park Improvement

Priority 5-Opportunity/Unfunded/Placeholder

Status Future Consideration

Total Cost \$2,500,000

Description

This project shall include the construction of a chalet/warming house capable of facilitating winter equipment rentals and vending. Improvements will also include the expansion of the existing parking lot, and the construction of refrigerated rinks.

Justification

This warming house will function as a hub for winter recreation in the city with ice skating, sliding, and cross-country ski trails. Further, the existing warming house and rinks at Ramsey Elementary are in sub-standard condition and would be discontinued under this proposal.

Expenditures	2019	2020	2021	2022	2023	2024	2025	2026	2027	2028	Total
Building Cost/Construction							750,000				750,000
Improvements Other than Building Cost							1,750,000				1,750,000
Total							2,500,000				2,500,000
Funding Sources	2019	2020	2021	2022	2023	2024	2025	2026	2027	2028	Total
Park Improvement Trust Fund							2,500,000				2,500,000
Total							2,500,000				2,500,000

Capital Improvement Program

2019 thru 2028

City of Ramsey, Minnesota

Project # 17-PARK-008
Project Name Lake Itasca / COR Greenway

Department Park Improvements

Contact

Type Improvement

Useful Life 20

Category Park Improvement

Priority 5-Opportunity/Unfunded/Placeholder

Status Future Consideration

Total Cost \$1,900,000

Description

This project envisions a Greenway connection for the Municipal Plaza, The Draw, the lake feature west through The COR to the Lake Itasca Community Park.

Justification

The Greenway will be the primary east/wet pedestrian route on either side of Armstrong Blvd, connecting places to live, work and recreate. It is intended that the Greenway also will be a working component of the stormwater system.

Expenditures	2019	2020	2021	2022	2023	2024	2025	2026	2027	2028	Total
Improvements Other than Building Cost								1,900,000			1,900,000
Total								1,900,000			1,900,000
Funding Sources	2019	2020	2021	2022	2023	2024	2025	2026	2027	2028	Total
Park Improvement Trust Fund								1,900,000			1,900,000
Total								1,900,000			1,900,000

Capital Improvement Program

2019 thru 2028

City of Ramsey, Minnesota

Project # 06-ACQ-001
Project Name Sixth Community Park (north central Ramsey)

Department Site Acquisitions

Contact

Type Land

Useful Life Unassigned

Category Site Acquisition

Priority 5-Opportunity/Unfunded/Placeholder

Status Future Consideration

Total Cost \$3,000,000

Description

The park location has not been determined, but may be expected to be sited north of Trott Brook and geographically centralized.

The park should have a minimum of 60 acres of usable land.

Justification

Given the projected build-out of Ramsey, it is anticipated that a sixth Community Park will be required to meet the needs of the existing and future residents.

A joint powers agreement for funding and O & M may be explored with the City of Nowthen.

Expenditures	2019	2020	2021	2022	2023	2024	2025	2026	2027	2028	Total
Land Acquisition									3,000,000		3,000,000
Total									3,000,000		3,000,000
Funding Sources	2019	2020	2021	2022	2023	2024	2025	2026	2027	2028	Total
Park Improvement Trust Fund									3,000,000		3,000,000
Total									3,000,000		3,000,000

Meeting Date: 11/08/2018

By: Mark Riverblood, Engineering/Public Works

Information

Title:

Consider the Issuance of an RFP for Ford Brook Park's Renovation

Purpose/Background:

The purpose of this case is to consider the development and issuance of a Request for Proposal (RFP) for Ford Brook Park's Renovation—to include various aspects and improvements, but primarily the replacement of the many decades old play equipment in the park.

Some of the existing playquipment (small jungle jim, overhead ladder, slide and swing) were slaviged in the 1970's from a previous use and installed at Ford Brook, following the subdivision's development. Additionally, the playground surface (pea gravel) and border, together with the concrete climber/tube 'snake' were installed by city staff in the late 1980's. The playground should be considered for replacement, and to bring it into compliance with both the Americans with Disabilities Act (ADA), and the Consumer Products Safety Commission CPSC guideline's for playground safety. Accordingly, this project has been identified with the Park's Capital Improvement Plan (CIP) for several years, and presently shown in 2020.

Notification:

No notification is required for this project, however it is anticipated that the larger neighborhood (Ramsey and Nowthen) will be invited to participate in identifying priorities for the playground components at an appropriate time.

Observations/Alternatives:

It should be noted that the Rum River Central Regional Park is about a mile to the east at the intersection of CSAH #27 and CSAH #7 and has many ammenities, including a fairly elaborate modern playstructure.

One unique feature of this neighborhood park in Ramsey (Ford Brook), is that it's northern border is the City of Nowthen, and includes approximately 19 Nowthen homes within proximity to Ford Brook. For this reason, Staff has extended an invitation to the Nowthen Lions and the City of Nowthen to consider the renovation of the park as a cross-border community project.

Attached is a site location map, and also pictures of existing conditons at Ford Brook.

Most recently in 2014-15 when endeavoring to develop a playground area at Elmcrest Park, the city issued an RFP with success to define a project that met various goals and within a defined budget. Attached is the RFP for Elmcrest Park, as an example of an outline of what may be used for an RFP for Ford Brook.

Funding Source:

Issuing an RFP at this time does not obligate any funding per se, rather, it may help inform any decision on the return on investment replacing the playground equipment may yield.

There may be multiple funding sources at the time funding is authorized (construction), however the primary funding source is anticipated to be Ramsey's Capital Maintenance Fund, (formerly known as the Park Maintenance Fund).

Recommendation:

Staff recommends developing and issuing an RFP for playground and related improvements at Ford Brook, while exploring partnerships for this project in 2019.

Action:

Motion to recommend the developmenat and issuance of a RFP for the playground replacement at Ford Brook Park.

Attachments

Ford Brook proximity to Rum Central

Existing conditions

Elmcrest's RFP

Elmcrest's winning project

Circle of Ramsey Greenway

Park and Trail User Map

Form Review

Inbox

Grant Riemer

Form Started By: Mark Riverblood

Final Approval Date: 11/01/2018

Reviewed By

MaryJo Warner

Date

11/01/2018 02:02 PM

Started On: 11/01/2018 09:06 AM


Ford Brook Park (a.k.a Snake Park)







City of Ramsey
7550 Sunwood Drive NW
Ramsey MN 55303



REQUEST FOR PROPOSALS

ELMCREST PARK PLAYGROUND



Dear Landscape Architect and Playground Professional,

The City of Ramsey invites you to submit a proposal for new playground equipment and associated site design for 2-5 year and 5-12 year old children to be constructed following the recently completed community park building at Elmcrest Park. This includes certain landscape design features, together with installation. All work proposed shall be considered 'turn-key'. Below is a map showing the park location and the location of the proposed playground within the site. It is strongly advised that interested persons arrange to visit the site, perform spatial measurements and fully acquaint themselves with the site, the overall park layout, and user groups.

The deadline to submit your conceptual design plan proposal for playground equipment at Elmcrest Park is 4 PM May 6th, 2015, delivered or mailed to the Ramsey Municipal Center, 7550 Sunwood Drive NW. Proposals shall be limited to one bound copy of proposal including an itemized listing of all materials and cost; schematic or plan-view of equipment layout to include fall zone limits; warranty information and any other information, images or descriptions proposers would like considered. Please limit large scale 3D images or representations to a single 24x36 board.

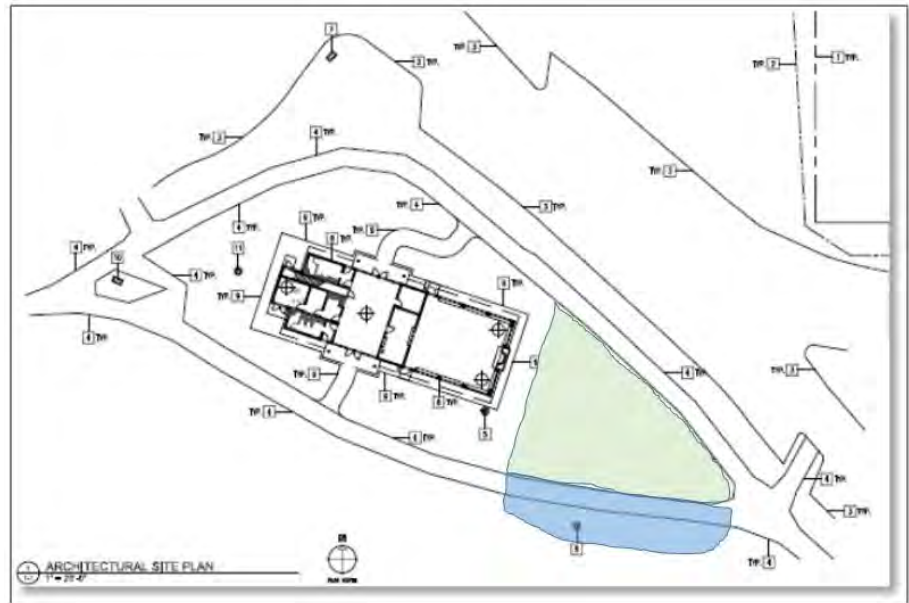
An electronic copy of all materials is requested in PDF format and should be submitted to; mrivernblood@ci.ramsey.mn.us All timely submitted, and complete proposals will be reviewed by the Parks Commission at 6:30 PM on Thursday, May 14th, 2015. Neither a presentation, nor attendance at

this meeting is required – rather, **the written proposal with images and cost detail should stand-on-its-own**. It is anticipated that the Commission will make an effective recommendation to City Council for the meeting on May 26th, 2015.

The winning design of play equipment with border and resilient surfacing should be made available as soon as possible. Specify within your proposal both the anticipated installation date, and also the latest install date for the play equipment portion of the project. Specify also if certain landscape elements or seating will not be relatively concurrent with the play structure.



Location map for 16303 Quicksilver Street.



The above site map depicts the desired/primary area for the play equipment in green. An area shown (approximately) in blue may be used in addition to the 'green' area – costs associated with relocating the 8' foot bituminous trail are **not** intended to be included within the \$90,000 proposal. (In the above scenario, the City would remove and replace the necessary trail section, in close coordination with the contractor.)

DESIGN INTENT FOR THE PLAY EQUIPMENT AND SUBMITTAL:

It is suggested that submitted designs incorporate either an overt, or a subtle farm theme to be considered for the award of this project. Alternatively, a non-farmed theme proposal is acceptable as well. Each 'team' of Landscape Architect and Playground Vendor (hereafter referred to as 'vendor') may submit two separate proposals if desired, but no more than two.

If choosing to submit two, separate proposals, each must be complete and distinct; e.g. listing alternates, or a 'menu' of different play items is not acceptable and a proposal having variables of any nature will not be considered by the city.

Design challenge is to provide as much play value as possible while providing imaginative, and creative theming (this may include landscape elements). Vendor's design should be complimentary to the surrounding environment, including existing park building and open spaces. An emphasis upon dynamic play events promoting challenge, agility and coordination is encouraged for the 5-12 age group and events and activities encouraging cognitive and imaginative play for the 2-5 age group are requested. Provide as much unique activity for each age group as possible, limiting duplication of activity. Emphasis for allocation of design budget should weight towards ages 5-12. Proposals should include a narrative no longer than one page, detailing how the proposal meets or exceeds these design expectations. A CAD file of the coordinates for the path and adjoining elevations is available upon request.

SPECIFICATIONS FOR ELMCREST PARK PLAYGROUND EQUIPMENT:

1. Total project costs (including landscape and site improvements) should not exceed \$90,000, which will include the purchase of equipment, resilient surfacing materials (Engineered Wood Fiber to a compacted depth of 12"), surfacing containment border/seat wall/curb, shipping costs and professional installation. For purposes of bidding this project, please provide a separate quote for equipment, freight and materials and a separate quote for the installation portion of the project. (Municipal units of government are exempt from Minnesota Sales Tax.) Proposals that exceed \$90,000 will not be considered by the city.
2. Appropriate drainage of the resilient surfacing area should be addressed in some manner. Other areas of the site and landscape drainage shall be surface drainage.
3. Provide separate play structures and/or apparatus for ages 2-5 and 5-12 year old children.
4. Provide a single stand-alone sign providing required safety information **if required** by Consumer Product Safety Commission guidelines, or your company (specify).
5. Provide a copy of warranty information for all proposed equipment and a statement from the manufacturer that all equipment proposed meets ASTM and CPSC standards and guidelines.
6. All posts and all climbers, and static fabrications shall be powder coated metal and all decks shall be vinyl coated steel. Posts shall be a minimum of 5" diameter for 5-12 and minimum of 3.5" diameter for 2-5. Posts may be either aluminum or steel. All hand rails, loops and graspable rails shall be powder coated steel.
7. Play equipment design proposal must meet all applicable ADAAG requirements for public playgrounds and a statement from the manufacturer stating compliance for the specific design proposed is required.

8. If utilized, roofs must provide practical shade and/or be integral to the farm theme. Materials proposed other than metal, must be suitable for and have demonstrated durability for use in commercial playgrounds. Concrete, GFRC or other resin based materials may be used. Please provide specific warranty information for any such materials proposed.
9. The vendor shall specify, supply and install the playground border/container. Additionally, show the required dimensions and clearances for the proposed design. Maximum area available is shown above in the green + blue areas (generally). A CAD file with coordinates for the area is available upon request. A full size, scalable site plan showing all required dimensions should be included in the proposal submitted.
10. Care shall be taken by the vendor/installer not to damage or otherwise disturb areas beyond the site he/she shall be physically working in. Additionally, during any construction, and after those hours, the vendor shall make reasonable accommodations to keep the site safe for the general public.
11. Selection criteria will be based upon number, variety and quality of events provided in the overall design which meet the design expectations for play value and best integrate any theme within the budget limit. The selection of the winning proposal will be based on the holistic proposal, not just the playground. It is the responsibility of the vendor to provide narrative and/or other information to fully support the proposal.
12. Provide at least one bay of swings, 1 tot seat and one Accessible molded seat. *If* it will work within the available site, an additional bay of swings at a height of 8 feet with two strap seats is desired.

NOTE: There are no minimum equipment components required other than those which may be listed above. Vendors are encouraged to provide as much overall play value, challenge, creativity and variety of play as possible.

SPECIFICATIONS FOR ELMCREST PARK SITE AND LANDSCAPE IMPROVEMENTS:

1. Provide diagrammatic examples of flow or circulation paths within the playground, and around the playground. Demonstrate that the older aged kids have no need to run through the younger aged kids play equipment, and vice versa.
2. Provide seating around the playground for parents or guardians, in an area that is convenient, and allows for clear views of the playground. Seating, or seat walls may also be used to reduce

non-playground users from 'cutting' through the site, and for the containment border for the resilient surfacing.


3. Sodded and landscaped areas around the community building will be irrigated by the city in consideration with the landscape treatments accepted within the vendor's proposal. (Irrigation by the City is separate from the \$90,000 not-to-exceed budget.)
4. The landscape proposed shall include a few or more deciduous trees, and no coniferous. Foundation plantings or other landscape areas may contain any shrub material, but no barberry or spirea. Landscaping, beds or landscape accents shall use appropriately zoned perennial plant material – annuals are not acceptable.
5. Nowhere should rock 'mulch' be used. The City reserves the right to discuss alternatives in landscape plant material or design modifications to those proposed by the vendor.

SUBMITTALS:

1. One bound proposal to include separate bid prices for equipment and installation; design narrative, materials list with list prices for each element, design layout, illustrations and related supporting documents including warranty(s), compliance letters (ASTM, CPSC and ADAAG) etc.
2. Full size (24" x 36" max. preferred) color rendering of the design proposed mounted on foam board. Models of the playstructure may be submitted if desired by the vendor, but are not required.
3. Full size plan sheet showing dimensions and equipment layout w/required safety zone limits.
4. Additional full size plan sheet showing landscape proposed (if this cannot be adequately represented with playground plan sheet).
5. Electronic copy in PDF form of bound proposal is requested within the same business day of the 'hard-copy'. This is in addition to the paper copy mailed or delivered to the City of Ramsey.

Proposals should be addressed to: Mark Riverblood, Parks & Asst. Public Works Superintendent at the address at the top of this RFP. **Good luck crafting your winning design!**

Yours in Public Service,

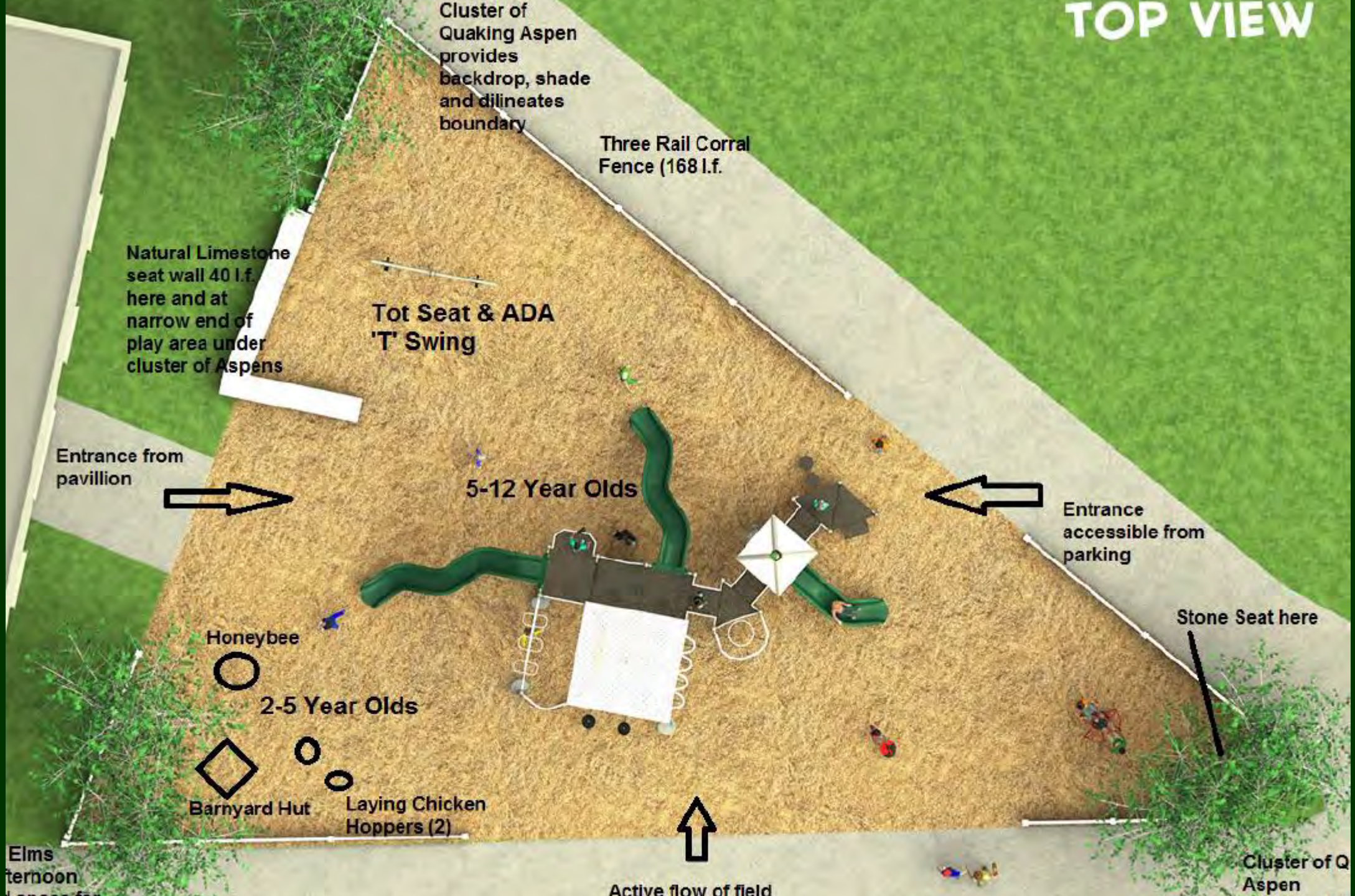
A rectangular box containing a handwritten signature in blue ink. The signature is stylized and appears to read 'M. Riverblood'.

Elmcrest Park Playground and Site Improvements





TOP VIEW



Cluster of Quaking Aspen provides backdrop, shade and delineates boundary

Three Rail Corral Fence (168 l.f.)

Natural Limestone seat wall 40 l.f. here and at narrow end of play area under cluster of Aspens

Tot Seat & ADA 'T' Swing

Entrance from pavillion

5-12 Year Olds

Entrance accessible from parking

Stone Seat here

Honeybee

2-5 Year Olds

Barnyard Hut

Laying Chicken Hoppers (2)

Active flow of field

Cluster of Q Aspen

Elms
ternoon
lance for

TOP VIEW

Cluster of Quaking Aspen provides backdrop, shade and delineates boundary

Three Rail Corral Fence (168 l.f.)

Natural Limestone seat wall 40 l.f. here and at narrow end of

Tot Seat & ADA 'T' Swing

5-12 Year Olds

Entrance accessible from parking

Stone Seat here

Year Olds

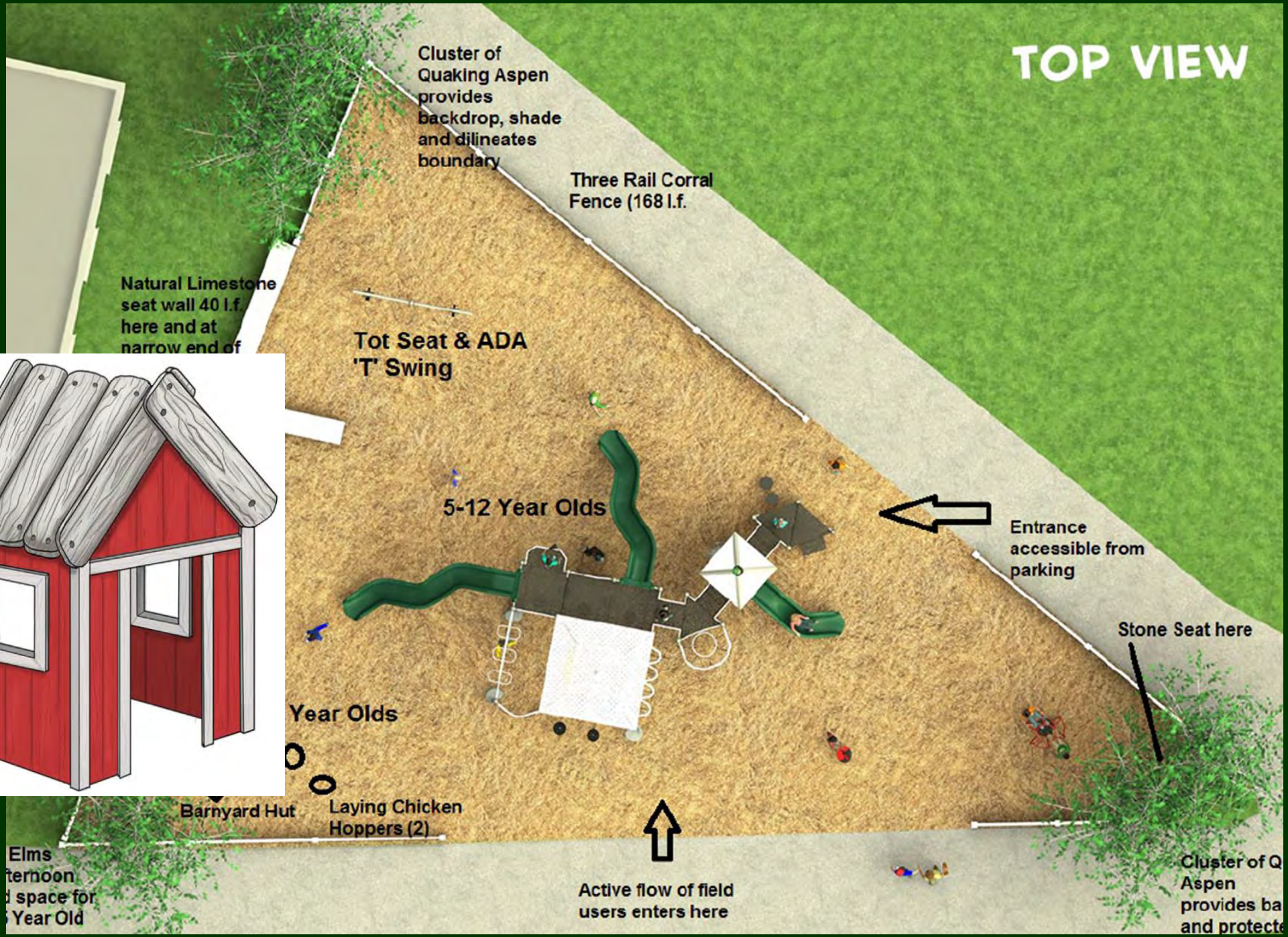
Barnyard Hut

Laying Chicken Hoppers (2)

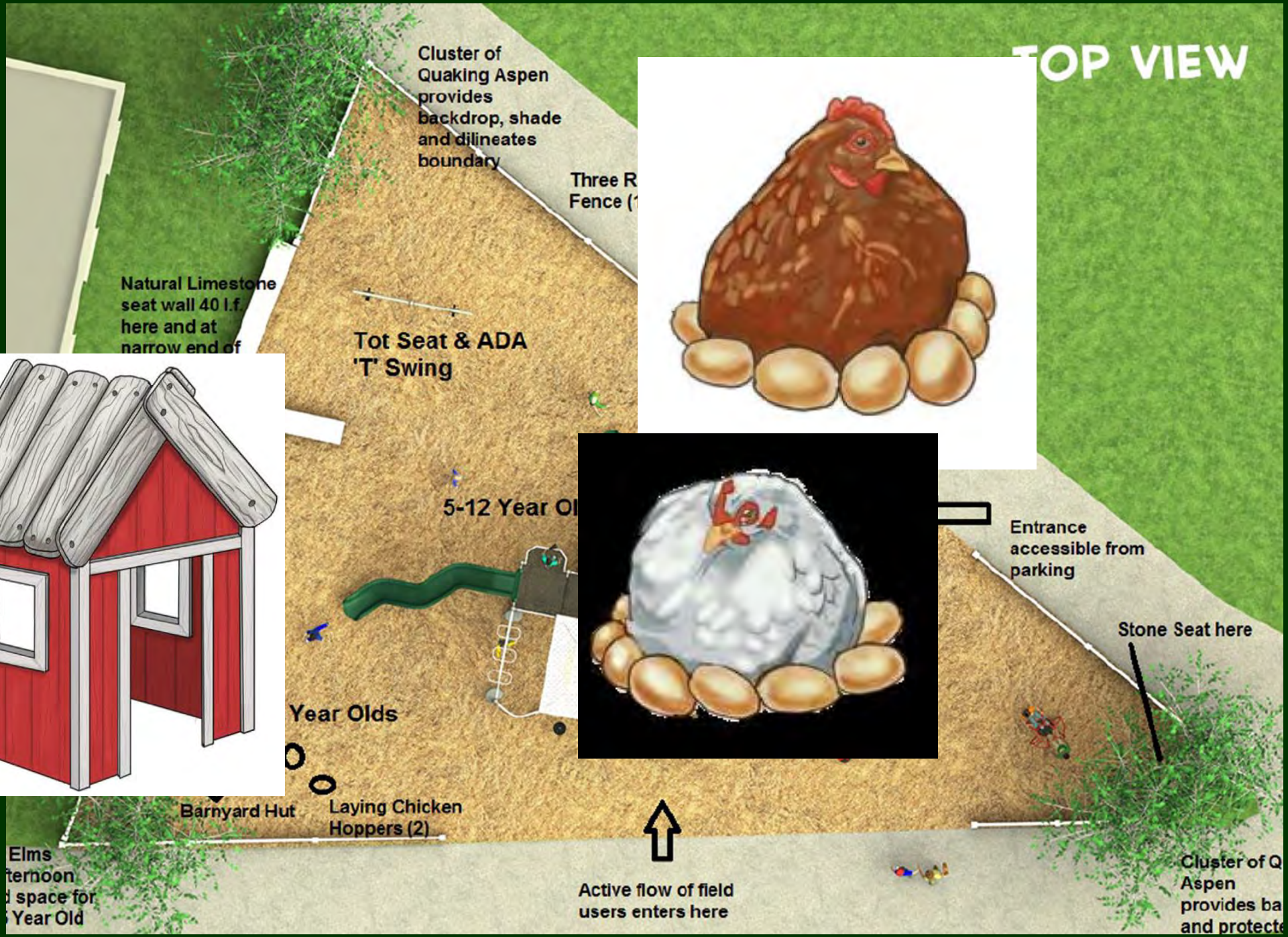
Active flow of field users enters here

Elms afternoon space for Year Old

Cluster of Q Aspen provides backdrop and protection



TOP VIEW



Cluster of Quaking Aspen provides backdrop, shade and delineates boundary

Three R Fence (1

Natural Limestone seat wall 40 l.f. here and at narrow end of

Tot Seat & ADA 'T' Swing



5-12 Year Old



Entrance accessible from parking

Stone Seat here

Year Olds

Barnyard Hut

Laying Chicken Hoppers (2)



Active flow of field users enters here

Elms afternoon space for Year Old

Cluster of Q Aspen provides ba and protecte





Cluster of Quaking Aspen provides backdrop, shade and delineates boundary

Three R Fence (1

TOP VIEW



narrow end of

Tot Seat & ADA 'T' Swing

5-12 Year Old



Entrance accessible from parking

Stone Seat here

Year Olds

Barnyard Hut

Laying Chicken Hoppers (2)

Elms
Afternoon
space for
Year Old

Active flow of field users enters here

Cluster of Q
Aspen
provides ba
and protecte








Custom Limestone Seat Stones:
Approximately 24 inch tall x 28 inches deep x 60 inch lengths to create 40 lineal feet of seat wall/seat stone experience at two locations w/in the play area. Natural tops and bottoms, split sides including drill hole marks. Set in place to create a finished 18 inch height seat.





Custom Limestone Seat Stones:
Approximately 24 inch tall x 28 inches deep x 60
inch lengths to create 40 linear feet of sea-
wall/seat stone experience at two locations w/in
the play area. Natural tops and bottoms, split
sides including drill hole marks. Set in place to
create a finished 18 inch height seat.







Burke
premier play environments
REINVENTING PLAY™

ST. CROIX
RECREATION

ELMCREST PARK

PROPOSAL: 100-86191-2





IN-2416



Our Intensity® fitness play complex greatly increases the benefits and quality of your kids' outdoor playtime! Designed for children ages 5-19, Intensity encourages more engaging and challenging physical activity that fosters fitness, promotes cardiovascular health and fights childhood obesity. Intensity's 5" O.D. posts, direct-bolt fastening system and exciting play events offer a broad choice of configurations. A **FREE** Intensity Curriculum helps educators and instructors successfully guide children in establishing and developing their physical fitness habits by bridging the gap between classroom instruction and practical playtime activities!



MOTION
Comet



MOTION
KidForce Spinner



MOTION
Twisting Traverse



MOTION
Wild Web



MOTION
Fierce Cyclone



Hyper Helix



Swift Glider



MOTION
Dynamic Discs



Odyssey Link



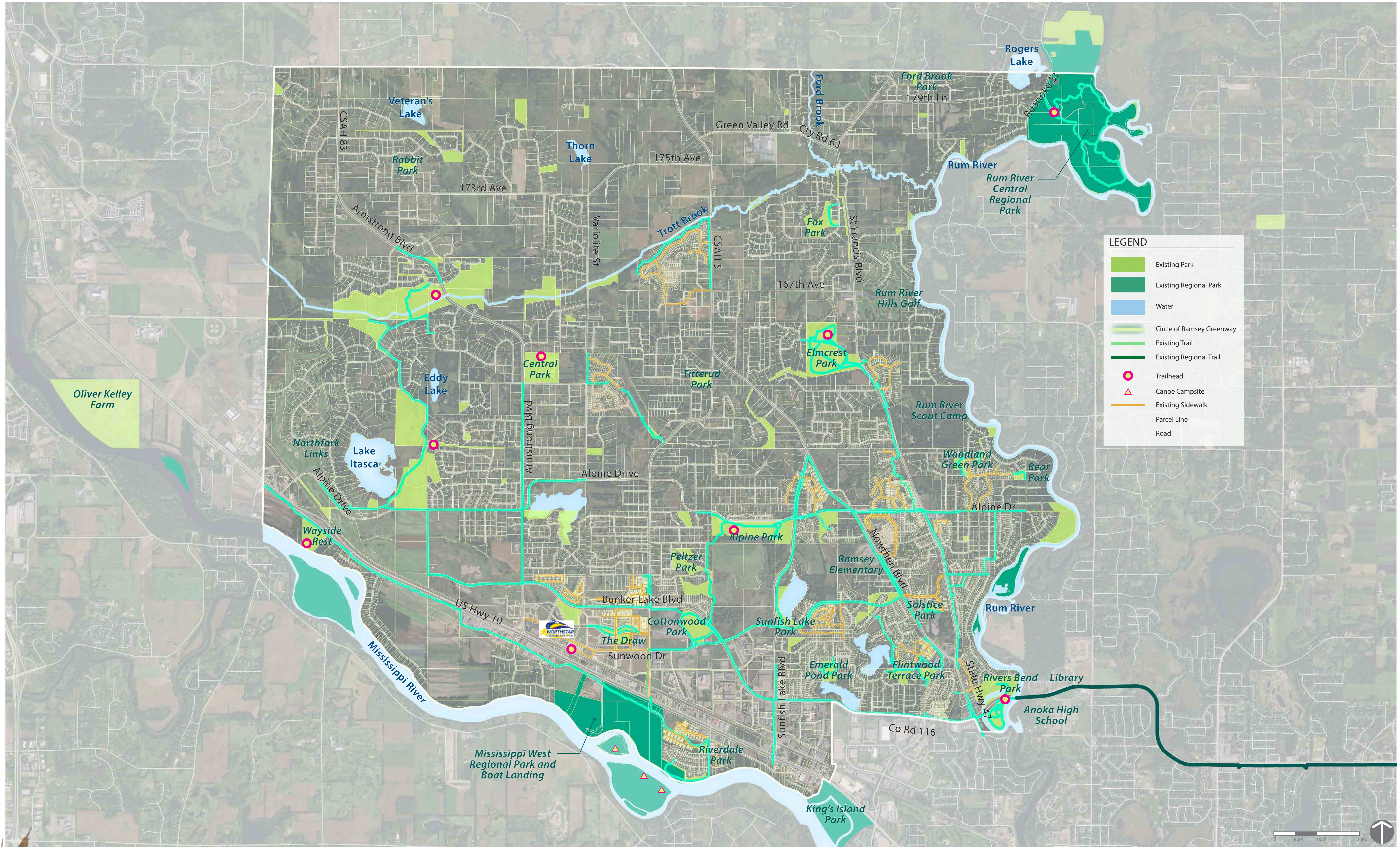
MOTION
Twist Net Climber

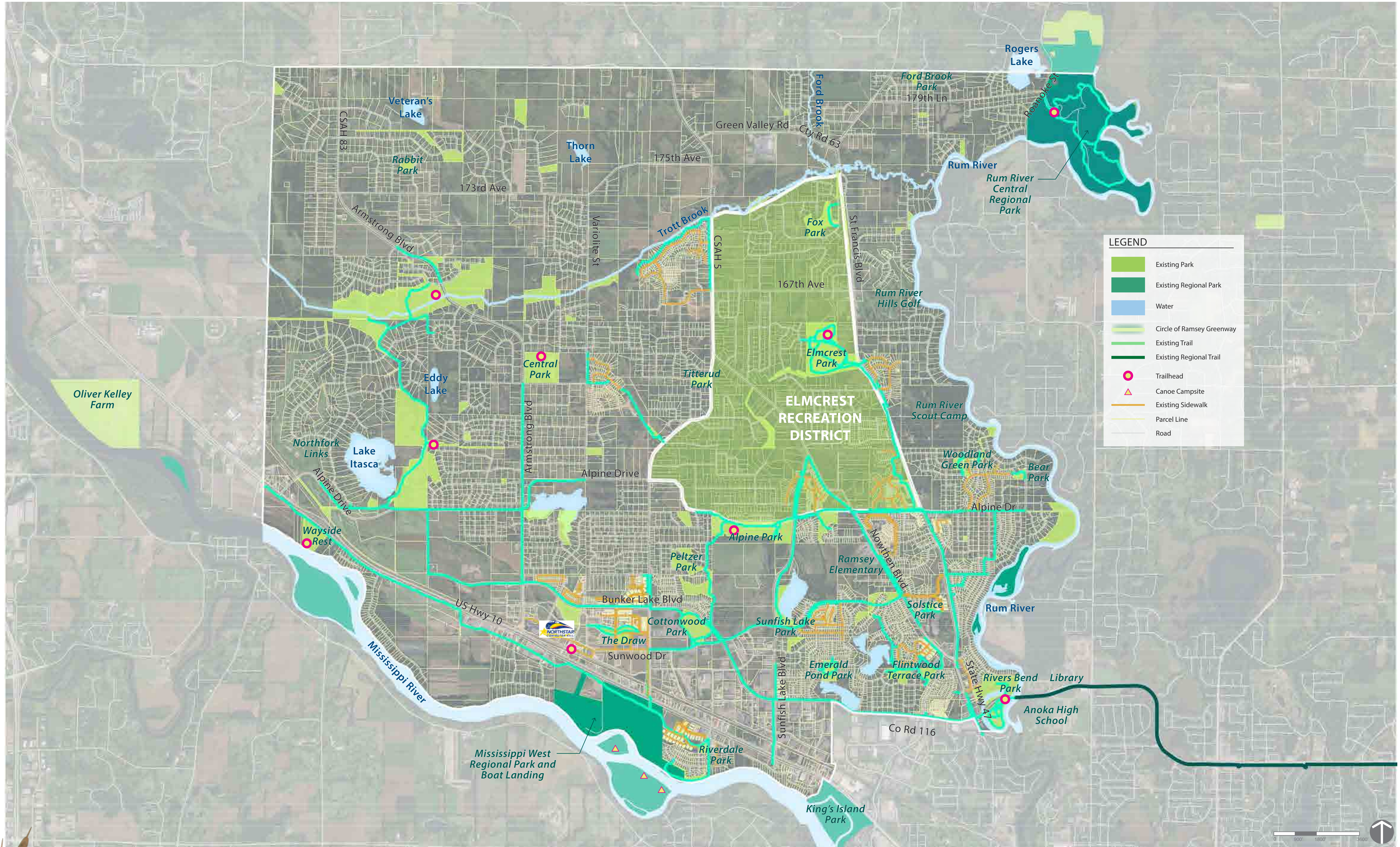


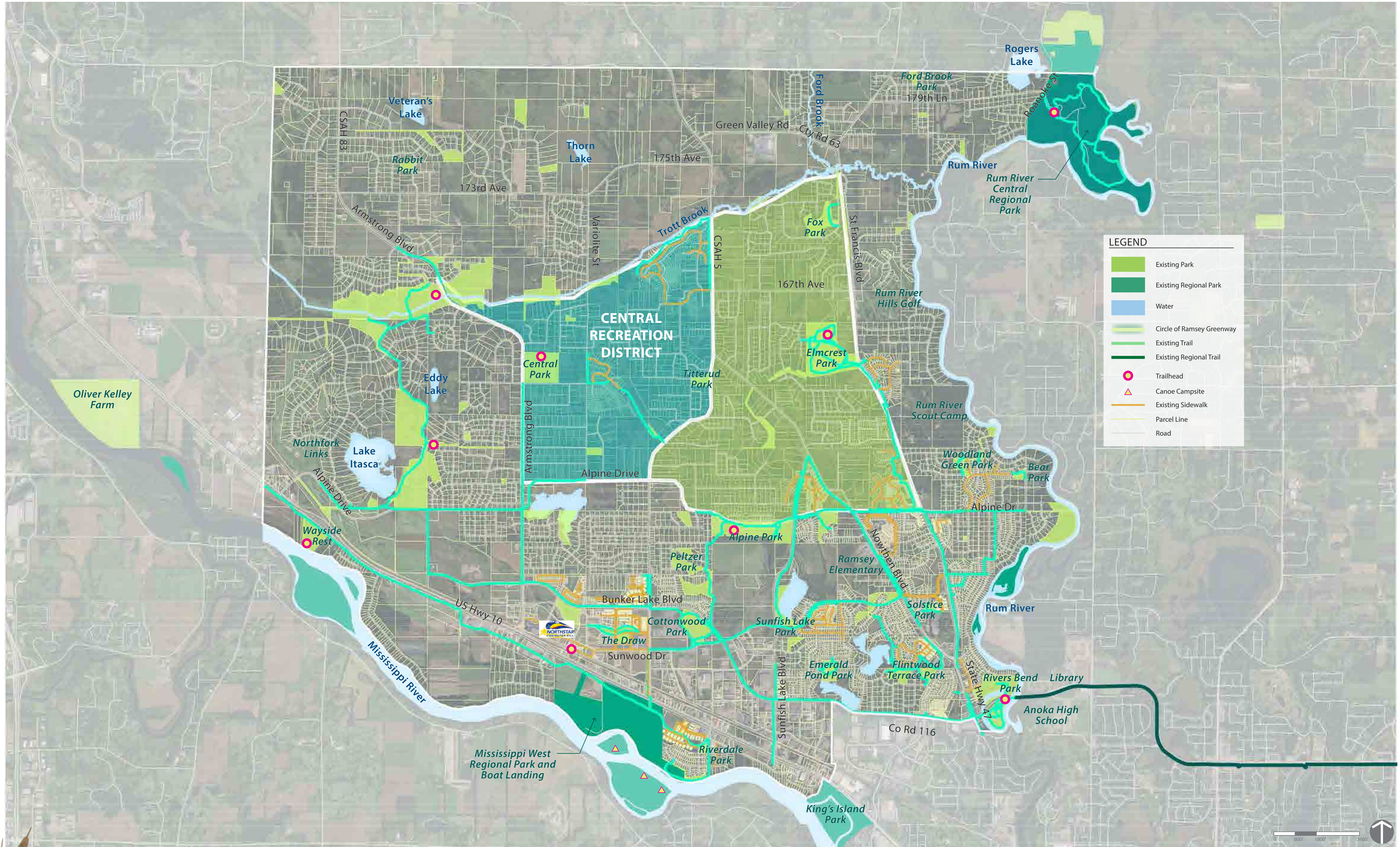
Athletic Arch

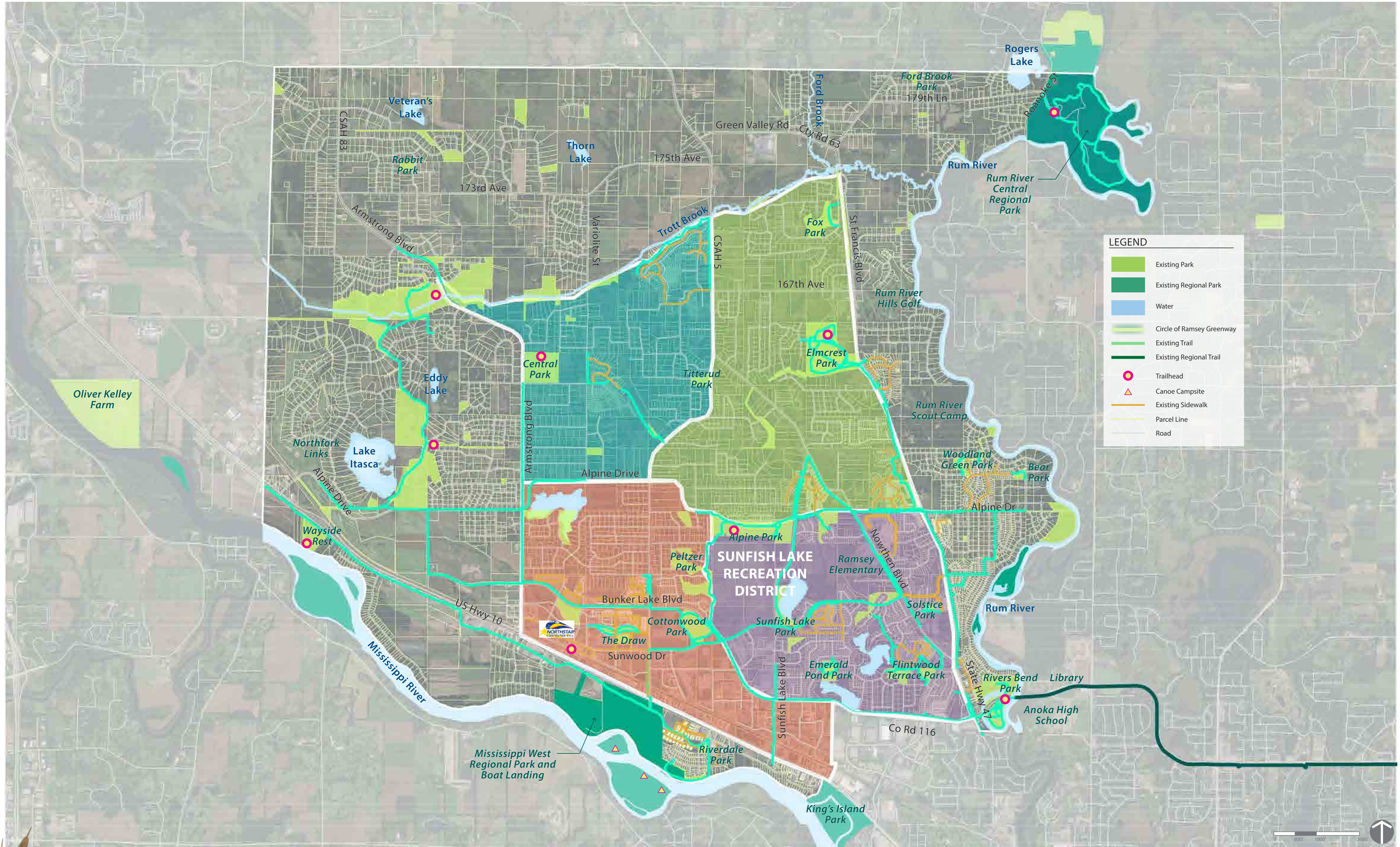


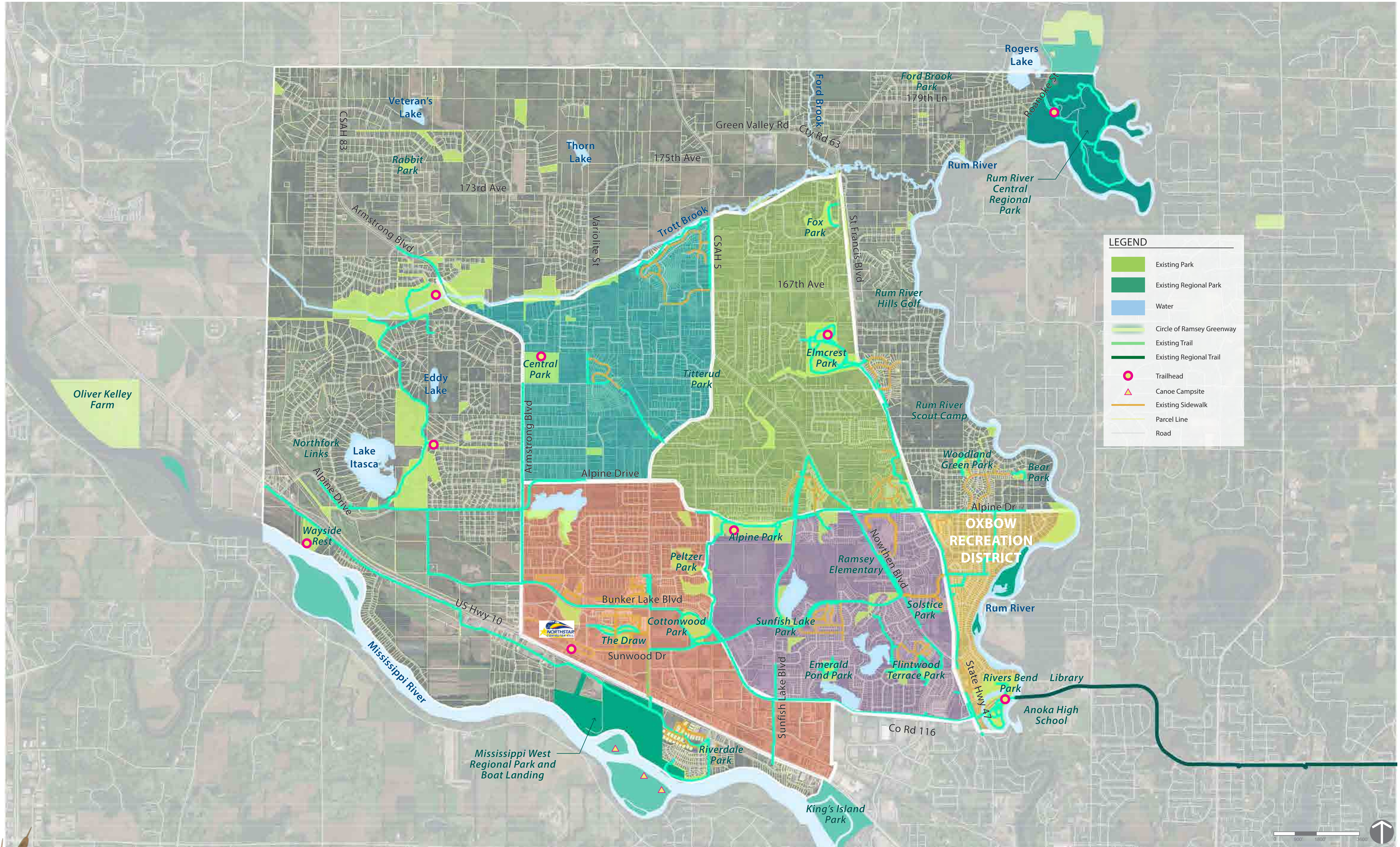
Rapid Rails





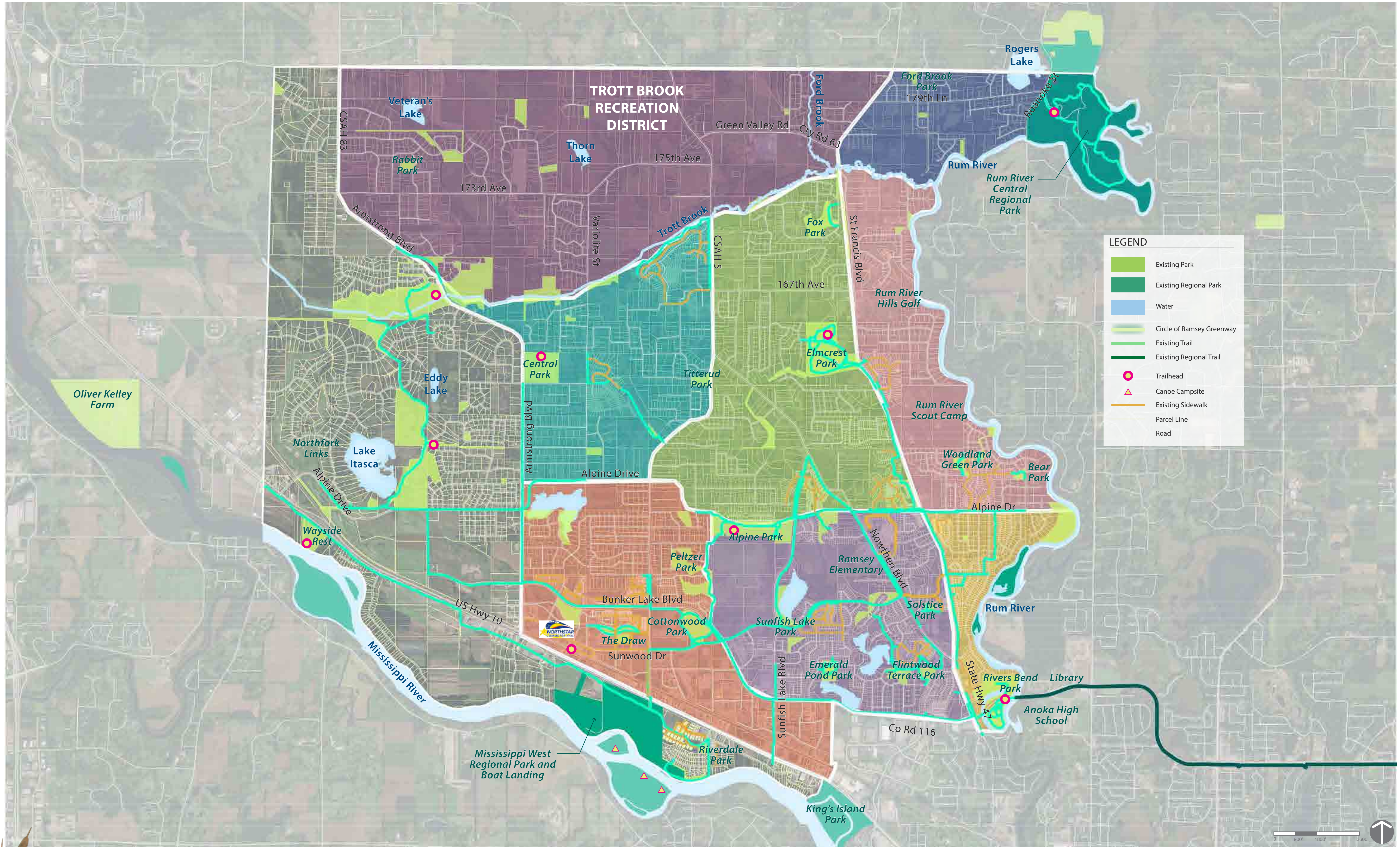


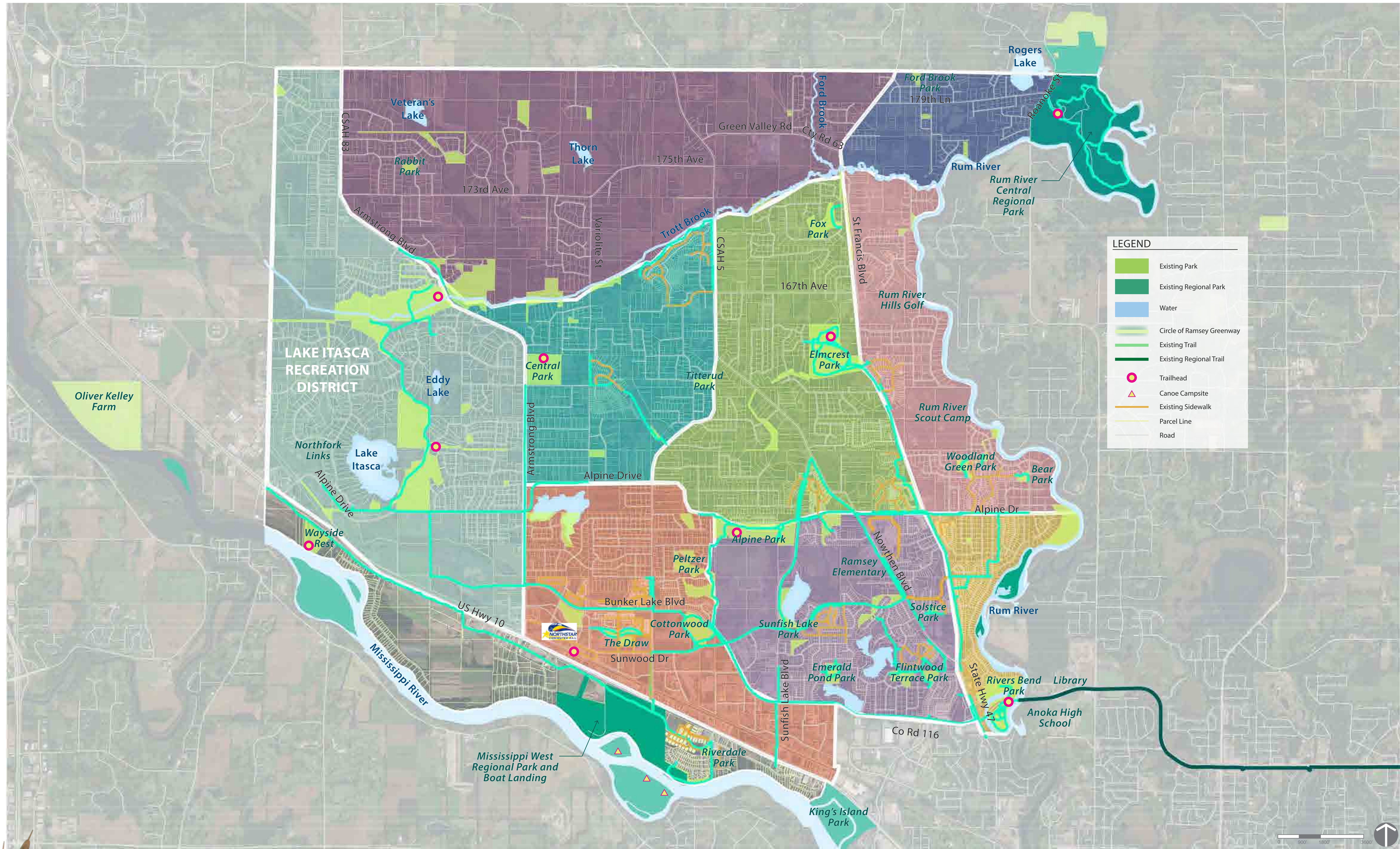


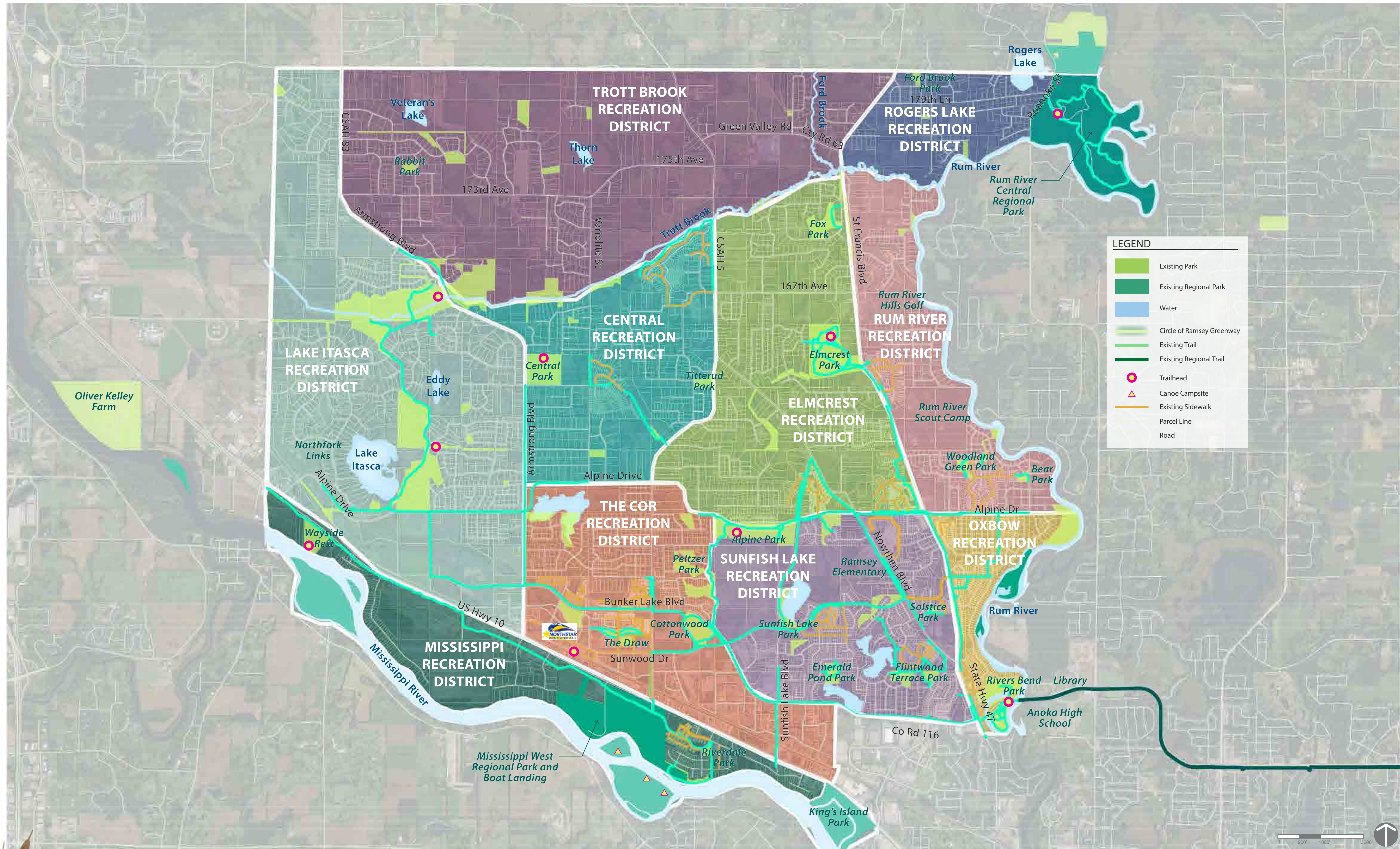


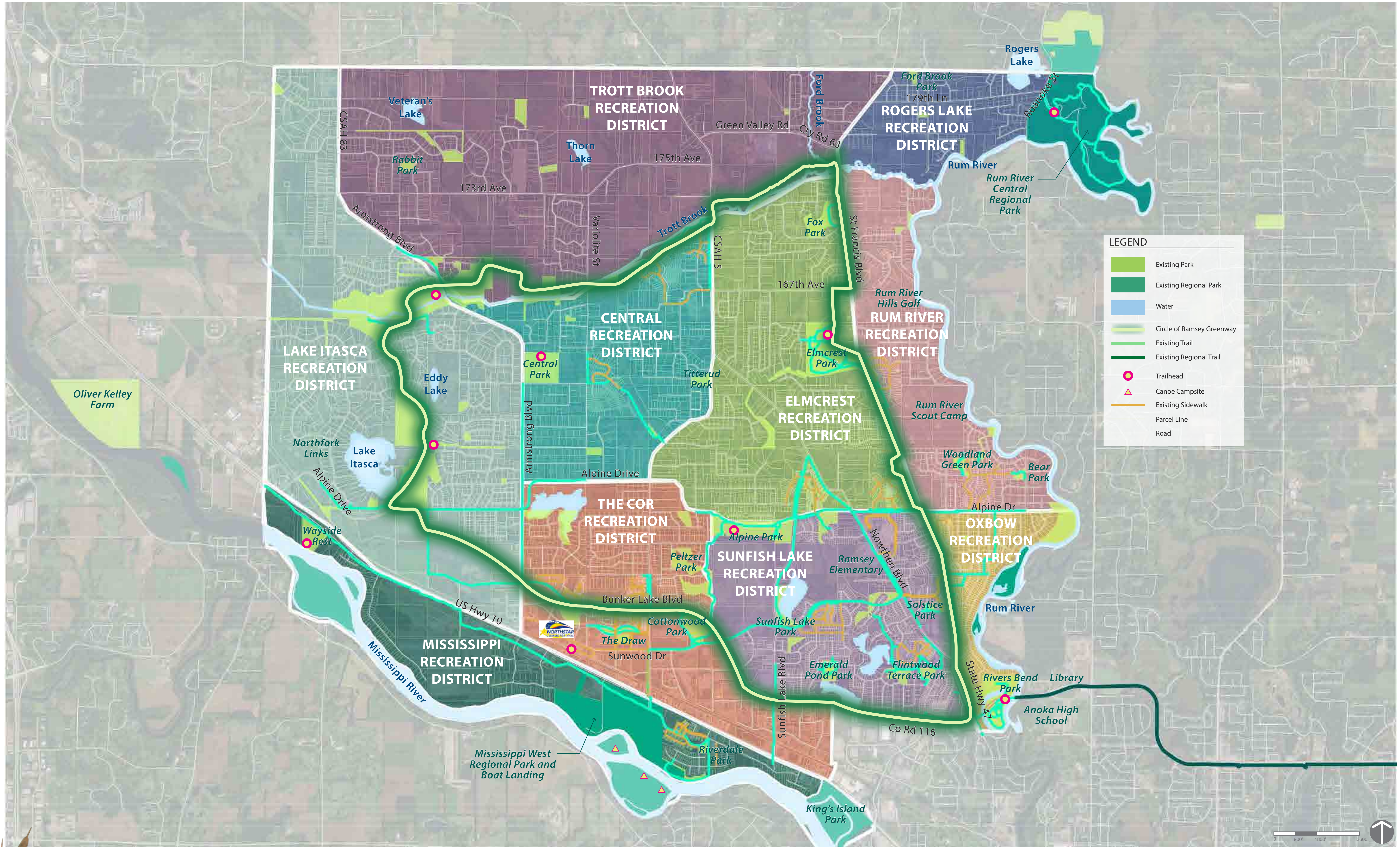
LEGEND

- Existing Park
- Existing Regional Park
- Water
- Circle of Ramsey Greenway
- Existing Trail
- Existing Regional Trail
- Trailhead
- Canoe Campsite
- Existing Sidewalk
- Parcel Line
- Road



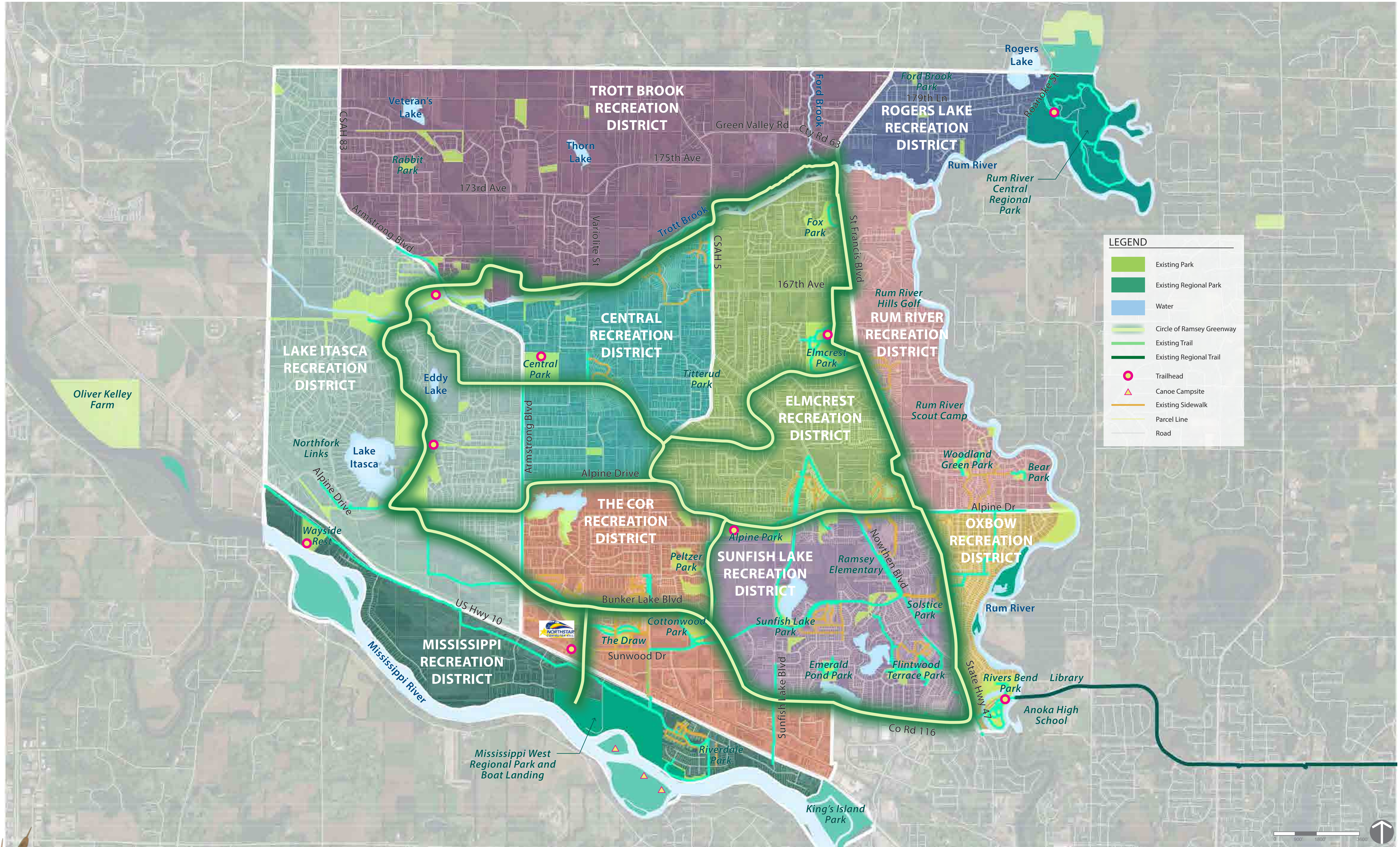






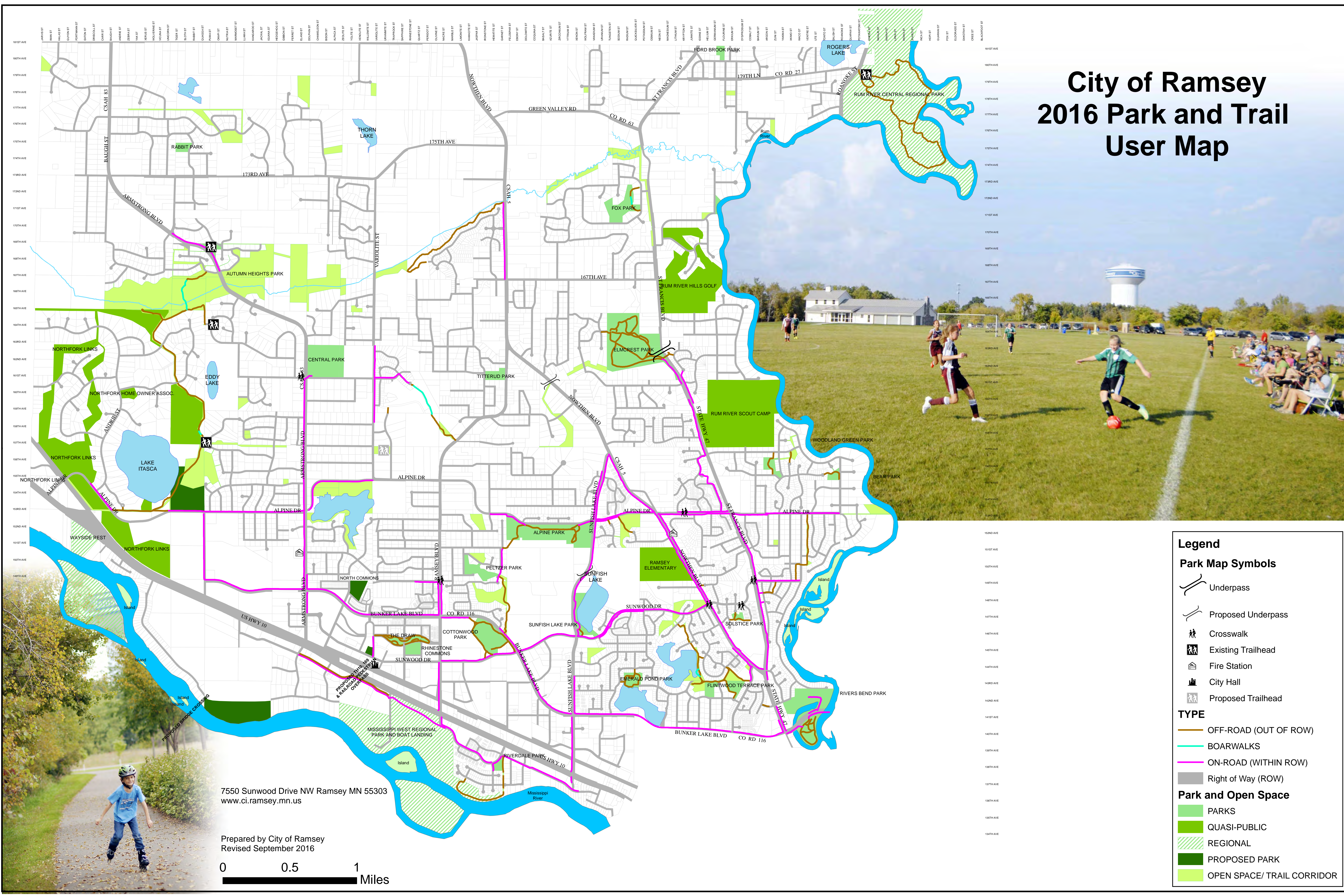
LEGEND

- Existing Park
- Existing Regional Park
- Water
- Circle of Ramsey Greenway
- Existing Trail
- Existing Regional Trail
- Trailhead
- Canoe Campsite
- Existing Sidewalk
- Parcel Line
- Road




LEGEND	
	Existing Park
	Existing Regional Park
	Water
	Circle of Ramsey Greenway
	Existing Trail
	Existing Regional Trail
	Trailhead
	Canoe Campsite
	Existing Sidewalk
	Parcel Line
	Road

City of Ramsey 2016 Park and Trail User Map



7550 Sunwood Drive NW Ramsey MN 55303
www.ci.ramsey.mn.us

Prepared by City of Ramsey
Revised September 2016



Legend

Park Map Symbols

- Underpass
- Proposed Underpass
- Crosswalk
- Existing Trailhead
- Fire Station
- City Hall
- Proposed Trailhead

TYPE

- OFF-ROAD (OUT OF ROW)
- BOARDWALKS
- ON-ROAD (WITHIN ROW)
- Right of Way (ROW)

Park and Open Space

- PARKS
- QUASI-PUBLIC
- REGIONAL
- PROPOSED PARK
- OPEN SPACE/ TRAIL CORRIDOR