


**CITY OF RAMSEY
FINANCIAL STATEMENT**



JANUARY 1, 2019 THROUGH PERIOD ENDING: August 31, 2019

GENERAL FUND EXPENDITURES - BY DEPARTMENT -		
Dept	-CURRENT YEAR ADOPTED BUDGET-	CURRENT YTD GENERAL LEDGER
Admin	2,217,852.00	1,222,331.45
Com Dev	1,144,856.00	846,431.34
Contingency	131,373.00	61,853.00
Council	133,275.00	78,166.25
Finance	513,002.00	482,129.23
Fire	1,040,085.00	647,666.59
Legal	123,300.00	89,594.61
Police	3,827,771.00	2,460,100.27
Public Works	3,707,268.00	2,196,262.13
Grand Total	12,838,782.00	8,084,534.87


GENERAL FUND EXPENDITURES - BY CATEGORY -		
Category	-CURRENT YEAR ADOPTED BUDGET-	-CURRENT YTD GENERAL LEDGER-
Capital Outlay	824,450.00	492,666.95
Debt Service	106,373.00	61,853.00
Other Services & Charges	2,674,679.00	1,382,353.98
Personal Services	8,271,485.00	5,596,694.96
Supplies	961,795.00	550,965.98
Grand Total	12,838,782.00	8,084,534.87

GENERAL FUND REVENUES - BY CATEGORY -		
Category	-CURRENT YEAR ADOPTED BUDGET-	-CURRENT YTD GENERAL LEDGER-
Taxes	9,927,432.00	5,208,912.32
Charges for Services	703,600.00	421,278.56
Business Licenses/Permits	23,400.00	64,444.99
Fines and Forfeits	61,500.00	27,095.78
Federal Intergovernmental	8,000.00	-
State Intergovernmental	367,800.00	195,127.86
Interest	90,000.00	-
Miscellaneous	15,700.00	19,347.30
Non-Business Licenses/Permits	508,900.00	396,389.62
Transfers in	1,132,450.00	395,000.00
Grand Total	12,838,782.00	6,727,596.43

This report reflects year to date revenue and expenditures as compared to annual budget.
It does not reflect fund balance.

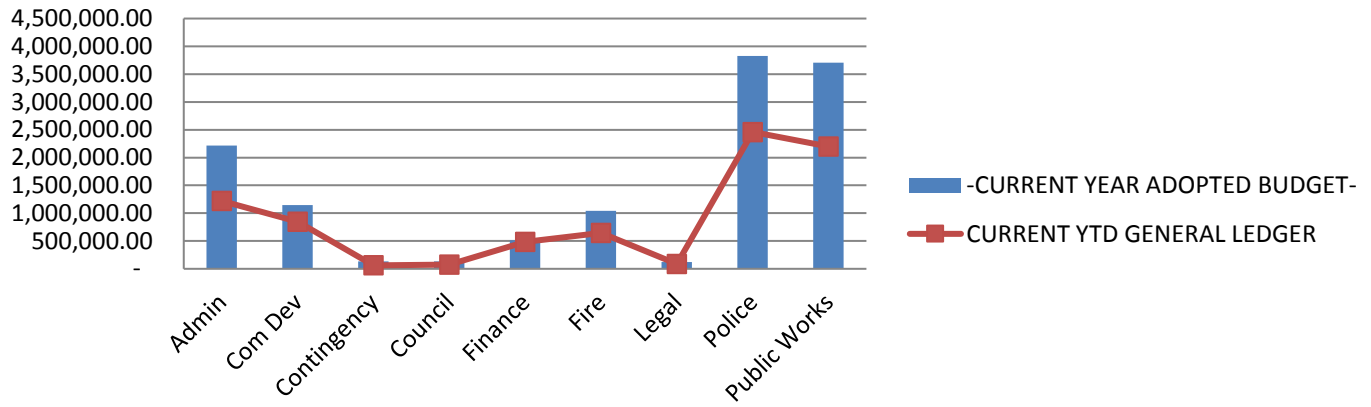
PREPARED BY: FINANCE DEPARTMENT

CITY OF RAMSEY FINANCIAL STATEMENT

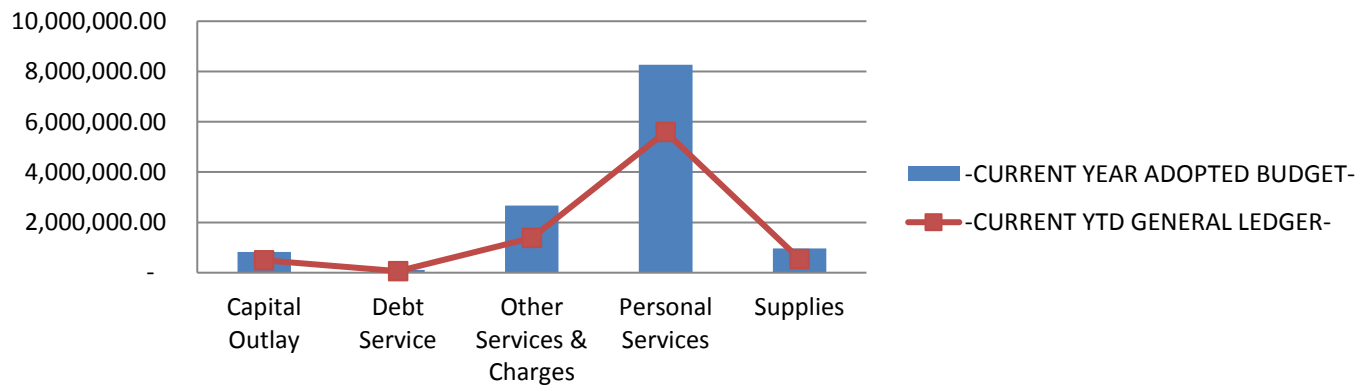


JANUARY 1, 2019 THROUGH PERIOD ENDING: August 31, 2019

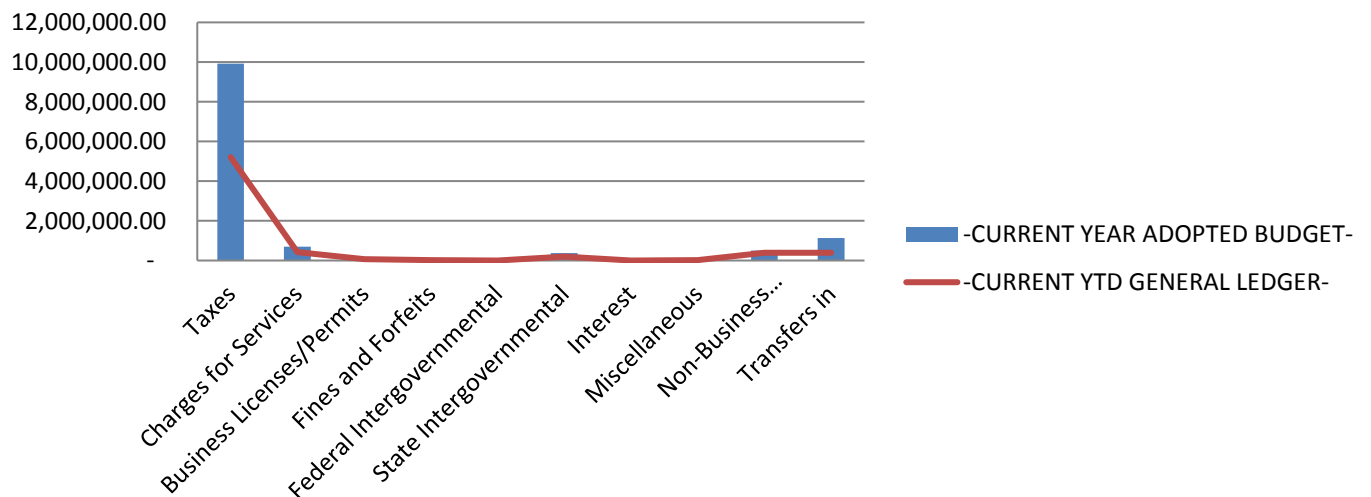
GENERAL FUND EXPENDITURES - BY DEPARTMENT



GENERAL FUND EXPENDITURES - BY CATEGORY



GENERAL FUND REVENUES



This report reflects year to date revenue and expenditures as compared to annual budget. It does not reflect fund balance.

PREPARED BY: FINANCE DEPARTMENT