

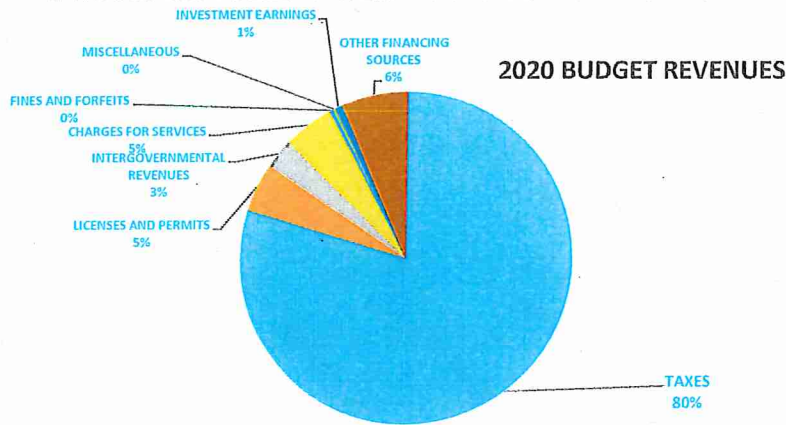
GENERAL FUND 101 - BUDGET SUMMARY

REVENUES

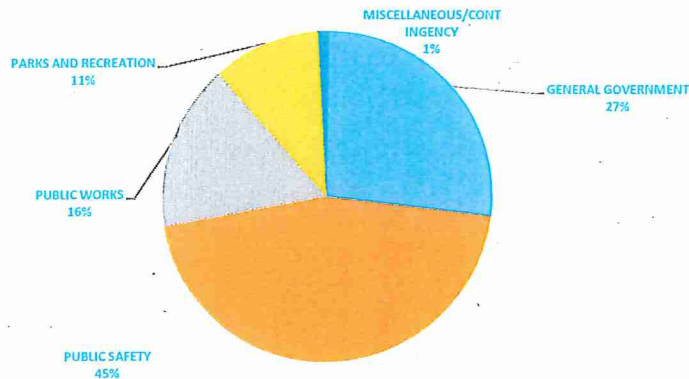
	-2016 Actual-	-2017 Actual-	-2018 Actual-	-2019 Adopted-	-2020 Proposed-
TAXES	9,378,873	8,594,144	9,411,418	9,927,432	10,739,265
LICENSES AND PERMITS	784,954	732,129	1,031,944	532,300	633,300
INTERGOVERNMENTAL REVENUES	470,713	375,045	418,106	375,800	392,300
CHARGES FOR SERVICES	836,603	711,805	815,127	703,600	665,262
FINES AND FORFEITS	60,236	59,701	46,651	61,500	55,500
MISCELLANEOUS	28,776	21,726	21,873	15,700	20,700
INVESTMENT EARNINGS	76,953	81,962	104,401	90,000	100,000
OTHER FINANCING SOURCES	890,248	762,812	936,450	1,132,450	878,000
TOTAL REVENUES	12,527,356	11,339,323	12,785,969	12,838,782	13,484,327

EXPENDITURES

	-2016 Actual-	-2017 Actual-	-2018 Actual-	-2019 Adopted-	-2020 Proposed-
GENERAL GOVERNMENT	2,553,779	3,039,414	3,292,678	3,648,224	3,629,901
PUBLIC SAFETY	4,179,687	4,686,345	5,103,105	5,460,045	6,089,641
PUBLIC WORKS	1,846,843	1,716,067	2,005,043	2,302,113	2,191,614
PARKS AND RECREATION	990,300	1,170,597	1,307,547	1,297,027	1,431,798
MISCELLANEOUS/CONTINGENCY	1,370,784	682,284	763,287	131,373	141,373
TOTAL EXPENDITURES	10,941,393	11,294,708	12,471,660	12,838,782	13,484,327



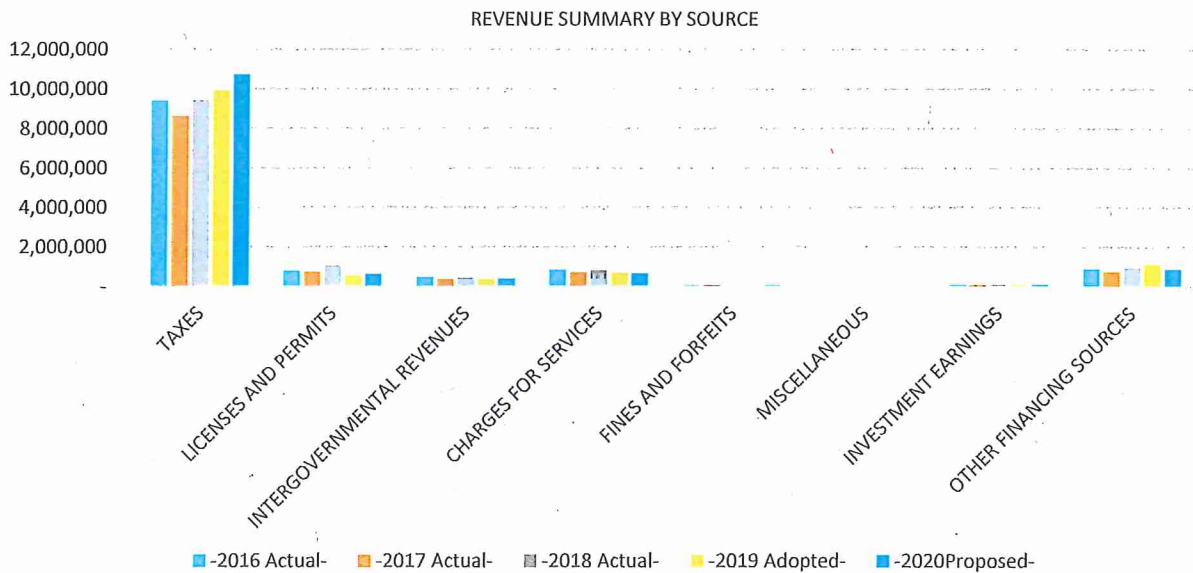
2020 BUDGET EXPENDITURES



GENERAL FUND 101 - REVENUE SUMMARY	-2016 Actual-	-2017 Actual-	-2018 Actual-	-2019 Adopted-	-2020 Proposed-
TAXES	9,378,873	8,594,144	9,411,418	9,927,432	10,739,265
LICENSES AND PERMITS	784,954	732,129	1,031,944	532,300	633,300
INTERGOVERNMENTAL REVENUES	470,713	375,045	418,106	375,800	392,300
CHARGES FOR SERVICES	836,603	711,805	815,127	703,600	665,262
FINES AND FORFEITS	60,236	59,701	46,651	61,500	55,500
MISCELLANEOUS	28,776	21,726	21,873	15,700	20,700
INVESTMENT EARNINGS	76,953	81,962	104,401	90,000	100,000
OTHER FINANCING SOURCES	890,248	762,812	936,450	1,132,450	878,000
TOTAL REVENUES	12,527,356	11,339,323	12,785,969	12,838,782	13,484,327

HISTORICAL LEVY AMOUNTS

2016 LEVY	\$ 8,287,716	15.08%
2017 LEVY	\$ 8,670,635	4.62%
2018 LEVY	\$ 9,395,242	8.36%
2019 LEVY	\$ 9,972,432	6.14%
2020 LEVY	\$ 10,784,265	8.14%



GENERAL FUND 101 - REVENUE BY SOURCE		-2016 Actual-	-2017 Actual-	-2018 Actual-	-2019 Adopted-	-2020 Proposed-
TAXES						
4011	CURRENT-AD VALOREM TAXES	7,961,871	7,198,095	7,821,806	8,488,432	9,286,265
401A	CURRENT-UNCOLLECTED ALLOWANCE			49,426	(100,000)	(100,000)
4012	DELINQUENT-AD VALOREM TAXES	119,331	45,765	57,625	50,000	50,000
4014	FISCAL DISPARITIES	1,268,926	1,345,826	1,472,625	1,484,000	1,498,000
4015	EXCESS TAX INCREMENTS	856	-	16	-	-
4018	PENALTY/INT-AD VALOREM TAXES	27,889	4,457	9,921	5,000	5,000
TAXES Total		9,378,873	8,594,144	9,411,418	9,927,432	10,739,265

LICENSES AND PERMITS

- BUSINESS LICENSES/PERMITS

4140	CREDIT CARD PROCESSING FEES	(12,280)	(37,600)	(11,494)	(45,000)	(5,000)
4155	LIQUOR-ON SALE	43,400	43,680	55,500	42,000	55,000
4156	LIQUOR-OFF SALE	740	560	740	1,000	1,000
4159	MECHANICAL LICENSE	11,950	12,450	12,200	11,000	11,000
4163	PAWNSHOP LICENSE	6,695	6,122	5,891	6,000	6,000
4164	CIGARETTE SALES LICENSE	2,675	2,350	550	2,500	2,500
4165	REFUSE HAULERS LICENSE	350	400	200	400	400
4166	MOTOR VEHICLES LICENSE	3,850	-	-	-	-
4168	PEDDLERS LICENSE	1,520	2,060	2,535	1,500	1,500
4169	GASOLINE SALES LICENSE	2,042	-	-	-	-
4170	OTHER BUSINESS LICENSES & PERM	2,115	850	1,125	1,000	1,000
4171	INVESTIGATIVE FEES	4,326	4,845	414	3,000	3,000

- NON-BUSINESS LICENSES/PERMITS

4205	BUILDING PERMIT	472,551	444,873	626,166	310,000	350,000
4206	PLUMBING PERMIT	56,197	50,846	64,517	35,000	40,000
4207	ANIMAL LICENSE	1,280	1,480	2,590	1,200	1,200
4208	HEATING PERMIT	42,417	44,644	96,141	40,000	40,000
4209	CONDITIONAL USE PERMIT	6,550	13,019	3,006	6,000	6,000
4211	SIGN PERMITS	2,650	2,650	2,101	2,500	2,500
4212	RENTAL LICENSE	8,475	13,700	6,275	5,000	5,000
4213	FIRE PERMIT	9,066	11,101	10,160	11,000	11,000
4214	ELECTRICAL INSPECTION PERMIT	63,012	59,502	100,338	55,000	55,000
4220	SEPTIC SYSTEM PERMIT	33,648	30,966	32,409	27,000	30,000
4221	URBAN SEWER PERMIT	8,700	10,425	8,855	7,500	7,500
4222	URBAN WATER PERMIT	9,800	11,045	8,855	7,500	7,500
4230	OTHER NON-BUSINESS LIC & PERM	3,225	2,161	2,870	1,200	1,200

LICENSES AND PERMITS Total		784,954	732,129	1,031,944	532,300	633,300
-----------------------------------	--	----------------	----------------	------------------	----------------	----------------

INTERGOVERNMENTAL REVENUES

- FEDERAL INTERGOVERNMENTAL

4253	FEDERAL EXCISE TAX REFUND	8,379	7,773	8,409	8,000	8,000
4252	FEDERAL GRANTS	-	-	-	-	-

- STATE INTERGOVERNMENTAL

4262	LOCAL GOVERNMENT AID	110,352	-	-	-	-
4263	MARKET VALUE HOMESTEAD CREDIT	3,338	3,115	2,902	-	-
4268	MSA FOR STREETS	140,000	140,000	140,000	150,000	150,000
4269	POLICE - INSURANCE PREMIUM TAX	179,451	197,336	207,352	195,000	205,000
4271	POST BOARD REIMBURSEMENT	7,330	7,577	22,968	7,500	9,000
4272	STATE EXCISE TAX REFUND	277	316	337	300	300
4273	OTHER STATE GRANTS & AIDS	21,586	18,928	36,139	15,000	20,000

- LOCAL INTERGOVERNMENTAL

4287	OTHER LOCAL GOVERNMENT GRANTS	-	-	-	-	-
------	-------------------------------	---	---	---	---	---

INTERGOVERNMENTAL REVENUES Total		470,713	375,045	418,106	375,800	392,300
---	--	----------------	----------------	----------------	----------------	----------------

CHARGES FOR SERVICES

4304	RENTAL FEES - REAL PROPERTY	6,378	138,377	149,819	142,000	145,000
4305	RENTAL FEES	137,528	11,885	9,739	12,000	12,000
4306	ZONING & SUBDIVISION FEES	2,325	3,000	3,739	3,000	3,000
4307	PLAN CHECKING FEES	233,584	198,320	296,301	150,000	160,000
4308	SALES OF MAPS & PUBLICATIONS	1,381	925	499	1,000	1,000
4309	ASSESSMENT SEARCHES	720	90	840	-	-
4312	GENERAL GOVERNMENT STAFF TIME	6,806	35,309	33,889	25,000	25,000
4326	SPECIAL POLICE SERVICES	38,781	22,887	16,645	15,000	15,000
4327	SPECIAL FIRE PROTECTION SERVIC	45,945	46,436	55,953	55,000	55,000
4328	ACCIDENT REPORTS	2,254	2,319	1,657	2,000	2,000
4329	OPEN BURN PERMIT FEES	1,025	700	675	1,000	1,000
4330	OTHER PUBLIC SAFETY	3,977	7,820	6,995	5,000	5,000
4337	ENGINEERING	334,033	225,730	214,693	272,600	221,262
4338	PLAN & SPECIFICATION FEES	-	-	-	-	-
4339	OTHER PUBLIC WORKS	13,951	9,290	14,862	12,000	12,000
4347	OTHER CULTURE-RECREATION	7,915	8,718	8,821	8,000	8,000

CHARGES FOR SERVICES Total	836,603	711,805	815,127	703,600	665,262
-----------------------------------	----------------	----------------	----------------	----------------	----------------

FINES AND FORFEITS

4452	COURT FINES	57,780	59,001	44,569	61,000	55,000
4453	OTHER FINES & FORFEITS	669	-	33	-	-
4454	ADMINISTRATIVE FINES	1,787	699	2,049	500	500

FINES AND FORFEITS Total	60,236	59,701	46,651	61,500	55,500
---------------------------------	---------------	---------------	---------------	---------------	---------------

MISCELLANEOUS

4604	SURCHARGES	913	550	689	700	700
4605	ELECTION FILING FEES	-	175	55	-	-
4609	OTHER MISCELLANEOUS REVENUES	27,863	21,001	21,129	15,000	20,000
4608	CONTRIBUTIONS & DONATIONS	-	-	-	-	-

MISCELLANEOUS Total	28,776	21,726	21,873	15,700	20,700
----------------------------	---------------	---------------	---------------	---------------	---------------

INVESTMENT EARNINGS

4701	INTEREST ON INVESTMENTS	76,953	81,962	104,401	90,000	100,000
------	-------------------------	--------	--------	---------	--------	---------

INVESTMENT EARNINGS Total	76,953	81,962	104,401	90,000	100,000
----------------------------------	---------------	---------------	----------------	---------------	----------------

OTHER FINANCING SOURCES**TRANSFERS IN**

4901	TRANSFER IN FROM OTHER FUNDS	890,248	762,812	936,450	1,132,450	878,000
------	------------------------------	---------	---------	---------	-----------	---------

OTHER FINANCING SOURCES Total	890,248	762,812	936,450	1,132,450	878,000
--------------------------------------	----------------	----------------	----------------	------------------	----------------

TOTAL REVENUE	12,527,356	11,339,323	12,785,969	12,838,782	13,484,327
----------------------	-------------------	-------------------	-------------------	-------------------	-------------------

GENERAL FUND 101 - LINE ITEM DETAIL

-2016 Actual- -2017 Actual- -2018 Actual- -2019 Adopted- -2020 Proposed-

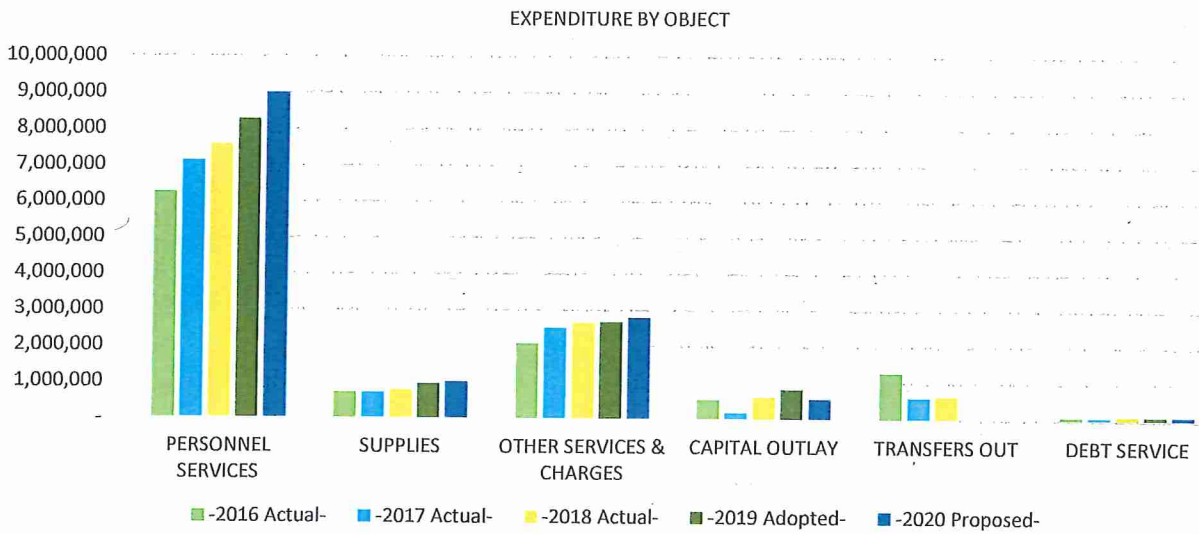
4337 Engineering

2019-Road Reconstructions :					
Bond Fund: 8% of \$1,679,000				134,320	-
2019-Overlays:					
Bond Fund: 8 of % 541,000				43,280	-
2020-Road Reconstructions :					
Bond Fund: 8% of \$2,328,270					186,262
Sealcoats (Est 12% of \$500,000)				60,000	-
Private Funded Projects				35,000	35,000
	334,033	225,730	214,693	272,600	221,262

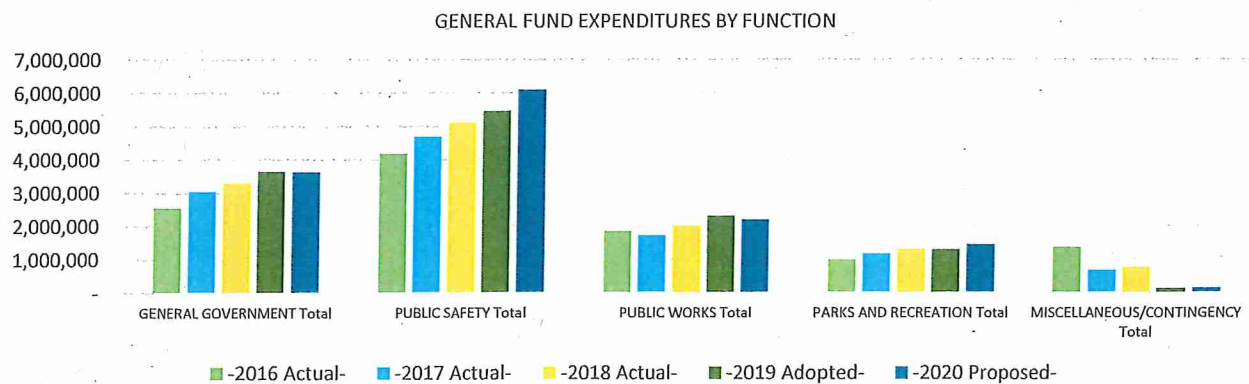
4901 Other Finance Sources

Water Fund Administrative Transfer	39,000	40,000	41,000	43,000	45,000
Sewer Fund Administrative Transfer	33,000	34,000	35,000	37,000	39,000
St. Lighting Fund Administrative Transfer	18,000	19,000	20,000	21,000	22,000
Recycling Fund Administrative Transfer	10,500	11,000	11,500	-	-
Storm Water Utility Fund Administrative Transfer	28,000	29,000	30,000	32,000	34,000
HRA Fund Closed to General	230,000	-	-	-	-
Equipment Certificate Fund	254,378	302,406	-	-	-
Capital Maintenance Fund - For Trail Maintenance	-	-	-	50,000	50,000
Insurance Fund	-	-	22,588	-	-
Fleet Vehicle Fnd	-	-	-	87,000	-
PIR Fund-Street Maintenance	25,000	125,000	100,000	125,000	125,000
Equipment Revolving Fund	258,474	202,406	710,510	737,450	563,000
	896,352	762,812	970,598	1,132,450	878,000

EXPENDITURE BY OBJECT SUMMARY	-2016 Actual-	-2017 Actual-	-2018 Actual-	-2019 Adopted-	-2020 Proposed-
PERSONNEL SERVICES	6,250,991	7,114,863	7,572,499	8,271,485	8,997,486
SUPPLIES	711,546	705,224	789,128	961,795	1,014,500
OTHER SERVICES & CHARGES	2,073,959	2,510,980	2,643,676	2,674,679	2,802,968
CAPITAL OUTLAY	530,688	186,663	620,446	824,450	563,000
TRANSFERS OUT	1,291,936	606,393	643,832	-	-
DEBT SERVICE	82,273	75,892	119,455	106,373	106,373
TOTAL EXPENDITURE BY OBJECT	10,941,393	11,200,014	12,389,037	12,838,782	13,484,327



EXPENDITURE BY OBJECT RECAP ALL SUB-FUNCTIONS		-2016 Actual-	-2017 Actual-	-2018 Actual-	-2019 Adopted-	-2020 Proposed-
GENERAL GOVERNMENT						
0111	MAYOR AND COUNCIL	131,549	112,481	125,889	123,808	140,259
0114	CHARTER/PLAN/HORSE COMMISSIONS	4,979	5,510	4,141	9,467	5,483
0130	ADMINISTRATION	720,608	897,042	862,799	828,355	844,621
0141	ELECTIONS	7,792	5,767	59,959	36,445	61,884
0153	FINANCE	328,942	331,891	350,532	371,002	383,502
0155	ASSESSING	136,517	168,629	140,246	142,000	147,000
0161	LEGAL	127,726	116,661	121,965	123,300	131,300
0191	PLANNING & ZONING	201,297	472,925	583,331	660,795	731,745
0192	DATA PROCESSING	423,219	440,168	505,957	718,201	581,552
0194	GENERAL GOVERNMENT BUILDINGS	440,198	444,677	483,815	581,419	545,378
0195	NEWSLETTER	30,952	43,663	54,043	53,432	57,177
GENERAL GOVERNMENT Total		2,553,779	3,039,414	3,292,678	3,648,224	3,629,901
PUBLIC SAFETY						
0211	POLICE PROTECTION	3,027,457	3,323,510	3,502,113	3,796,496	4,148,832
0220	FIRE PROTECTION	758,147	846,201	999,255	1,040,085	1,326,423
0240	PROTECTIVE INSPECTIONS	306,871	424,406	450,223	484,061	457,794
0250	CIVIL DEFENSE	4,728	5,729	11,627	8,800	12,325
0260	TRAFFIC ENGINEERING	71,868	67,670	124,516	108,128	125,742
0270	ANIMAL CONTROL	4,408	9,517	4,381	9,250	4,750
0280	COMMUNITY ORIENTING POLICING	6,208	9,313	10,990	13,225	13,775
PUBLIC SAFETY Total		4,179,687	4,686,345	5,103,105	5,460,045	6,089,641
PUBLIC WORKS						
0301	ENGINEERING	355,495	310,698	229,140	411,775	435,822
0311	STREET MAINTENANCE	1,294,881	1,233,580	1,474,670	1,601,323	1,435,407
0312	SNOW & ICE REMOVAL	196,467	171,789	301,233	289,015	320,385
PUBLIC WORKS Total		1,846,843	1,716,067	2,005,043	2,302,113	2,191,614
PARKS AND RECREATION						
0452	PARK & RECREATION	901,623	1,079,455	1,292,547	1,277,027	1,421,798
0455	COMMUNITY PROGRAMS	5,556	13,000	15,000	20,000	10,000
0461	ENVIRONMENTAL SERVICES	83,121	78,142	-	-	-
PARKS AND RECREATION Total		990,300	1,170,597	1,307,547	1,297,027	1,431,798
MISCELLANEOUS/CONTINGENCY						
0892	EXPENDITURE RESERVE	1,370,784	682,284	763,287	131,373	141,373
MISCELLANEOUS/CONTINGENCY Total		1,370,784	682,284	763,287	131,373	141,373
TOTAL EXPENDITURES & OTHER FINANCING		10,941,393	11,294,708	12,471,660	12,838,782	13,484,327



EXPENDITURE BY OBJECT RECAP ALL SUB-FUNCTIONS		-2016 Actual-	-2017 Actual-	-2018 Actual-	-2019 Adopted-	-2020 Proposed-
PERSONNEL SERVICES						
WAGES AND SALARIES						
6102	F.T. REGULAR-WAGES & SALARIES	4,191,438	4,836,539	5,118,209	5,602,481	5,977,067
6103	FULL TIME-REGULAR-OVERTIME	79,743	112,492	123,989	101,282	109,000
6104	PART TIME-WAGES & SALARIES	353,891	492,693	462,115	454,877	498,176
6105	TEMPORARY-WAGES & SALARIES	158,776	135,290	152,872	236,016	279,398
6106	OVERTIME-TEMPORARY	1,620	1,981	1,404	-	-
6107	OVERTIME-PART TIME	-	-	-	-	-
WAGES AND SALARIES		4,785,468	5,578,995	5,858,590	6,394,656	6,863,641
OTHER GROSS EARNINGS						
6108	SEVERANCE PAY	69,136	6,655	33,314	-	-
OTHER GROSS EARNINGS		69,136	6,655	33,314	-	-
EMPLOYER CONTRIBUTIONS						
6121	PERA CONTRIBUTIONS	523,345	576,685	607,458	686,847	759,553
6122	FICA/MEDICARE CONTRIBUTIONS	256,498	285,345	293,342	334,727	360,038
6123	ICMA RETIREMENT TRUST	2,032	2,000	2,000	2,000	2,000
6131	GROUP INSURANCE	513,515	523,352	597,620	664,303	790,227
6132	DISABILITY INSURANCE	1,284	1,344	1,284	1,300	1,300
6133	WORKERS COMP INSURANCE PREMIUM	99,713	140,486	178,892	187,652	220,727
EMPLOYER CONTRIBUTIONS		1,396,387	1,529,212	1,680,595	1,876,829	2,133,845
PERSONNEL SERVICES Total		6,250,991	7,114,863	7,572,499	8,271,485	8,997,486

SUPPLIES

OFFICE SUPPLIES						
6203	DUPLICATING SUPPLY & COPY PAPER	3,299	3,299	3,596	3,300	3,600
6204	STATIONERY, ENVELOPES & FORMS	5,776	5,672	4,764	6,100	6,100
6205	DRAFTING SUPPLIES	200	-	-	250	200
6206	FILM, MICROFILM, TAPES, DISKS	566	1,045	1,150	1,300	1,300
6207	TRAINING SUPPLIES	3,365	1,449	1,951	2,500	2,500
6208	MISCELLANEOUS OFFICE SUPPLIES	12,728	11,190	15,723	15,150	16,100
OFFICE SUPPLIES		25,934	22,656	27,184	28,600	29,800
OPERATING SUPPLIES						
6221	CLEANING SUPPLIES	963	809	1,946	2,500	2,500
6223	GASOLINE	91,228	90,117	108,942	113,000	114,300
6225	DIESEL FUEL	30,022	32,662	44,225	45,500	46,800
6227	LUBRICANTS & ADDITIVES	3,046	3,560	4,011	5,100	5,100
6229	SHOP MATERIALS	4,849	3,582	4,008	7,000	7,000
6231	UNIFORMS & TURN-OUT GEAR	59,558	56,593	56,745	68,600	75,300
6233	BATTERIES	1,131	1,226	1,105	1,500	1,500
6235	AMMUNITION	11,715	8,883	7,135	8,500	8,500
6237	CRIME SCENE KIT MATERIALS	1,107	822	894	1,000	1,000
6239	FIRST AID SUPPLIES	1,956	2,749	17,964	3,000	4,500
6241	COMMUNITY POLICING SUPPLIES	4,298	6,501	4,880	7,000	7,000
6247	HAPPY DAYS SUPPLIES	10,000	11,250	11,750	12,000	12,000
6249	MISCELLANEOUS OPERATING SUPPLY	116,043	102,145	114,827	133,025	132,450
6246	MARKETING	-	3,110	1,391	5,000	3,000
OPERATING SUPPLIES		335,916	324,009	379,822	412,725	420,950
REPAIR AND MAINTENANCE SUPPLIES						
6251	BATTERIES	106	1,573	2,051	3,500	3,000
6253	BRAKES	1,824	2,998	2,281	3,000	3,000
6255	TIRES	8,906	5,897	6,427	7,500	7,500
6257	OTHER VEHICLE PARTS	80,091	90,283	99,426	93,500	104,000
6259	BUILDING MAINT/REPAIR SUPPLIES	4,513	5,191	3,852	19,000	8,500
6261	SAND & GRAVEL	1,951	2,096	2,355	4,000	4,000
6263	SALT	72,561	44,124	72,544	93,600	94,200
6265	ASPHALT	31,610	55,446	53,060	111,000	121,000
6266	SCBA-PARTS	9,370	5,071	2,292	5,000	5,000
6267	OTHER STREET MAINTENANCE SUPPL	1,933	1,678	4,279	5,700	5,700
6269	LANDSCAPE MATERIALS	26,670	26,932	28,460	25,500	27,500

6271	SIGN REPAIR MATERIALS	-	712	-	3,000	3,000
6275	OTHER EQUIPMENT PARTS	2,301	3,099	4,362	3,500	5,100
6268	IRRIGATION SUPPLIES	-	9,707	15,111	15,000	15,000
REPAIR AND MAINTENANCE SUPPLIES		241,836	254,809	296,500	392,800	406,500
SMALL TOOLS AND MINOR EQUIPMENT						
6281	SMALL TOOLS & MINOR EQUIPMENT	107,860	103,750	85,622	127,470	157,050
SMALL TOOLS AND MINOR EQUIPMENT		107,860	103,750	85,622	127,470	157,050
MERCHANDISE FOR RESALE						
6291	CULVERTS, SIGNS, STREET SUPPLY	-	-	-	200	200
MERCHANDISE FOR RESALE		-	-	-	200	200
SUPPLIES Total		711,546	705,224	789,128	961,795	1,014,500

OTHER SERVICES & CHARGES

PROFESSIONAL SERVICES						
6302	AUDITING & ACCOUNTING SERVICES	31,100	35,610	34,235	37,600	37,600
6304	LEGAL FEES	126,355	115,526	120,873	122,000	130,000
6305	MEDICAL/PSYCHOLOGICAL FEES	10,304	9,785	9,391	18,000	-
6306	PERSONNEL TESTING & RECRUITMT	1,497	1,903	1,598	2,500	12,000
6315	MISCELLANEOUS PROFESSIONAL SER	200,196	389,632	435,732	366,000	392,000
PROFESSIONAL SERVICES		369,452	552,455	601,829	546,100	571,600
COMMUNICATION						
6321	TELEPHONE	17,767	18,109	18,190	21,500	19,400
6322	POSTAGE	14,851	18,031	18,564	23,150	24,050
6323	CELLULAR PHONES	24,303	27,187	34,945	34,800	39,700
6325	LONG DISTANCE CHARGES	-	-	-	-	-
COMMUNICATION		56,921	63,326	71,699	79,450	83,150
EMPLOYEE REIMBURSEMENTS						
6331	TRAVEL & LODGING	13,048	10,647	8,060	15,000	16,300
6334	MILEAGE REIMBURSEMENT	294	484	2	1,300	1,450
6335	TRAINING	60,686	79,280	76,282	83,500	97,200
EMPLOYEE REIMBURSEMENTS		74,028	90,411	84,344	99,800	114,950
ADVERTISING AND PUBLISHING						
6352	GENERAL NOTICE & PUBLIC INFOR	24,067	32,318	40,224	39,600	41,600
6353	ORDINANCE PUBLICATION	1,231	1,844	941	2,000	2,000
6354	HELP WANTED ADVERTISEMENTS	3,159	2,435	3,850	3,500	3,500
ADVERTISING AND PUBLISHING		28,457	36,596	45,015	45,100	47,100
INSURANCE						
6361	GENERAL LIABILITY/PROPERTY INS	141,088	120,736	127,215	147,025	145,635
INSURANCE		141,088	120,736	127,215	147,025	145,635
UTILITIES						
6371	ELECTRIC UTILITIES	160,186	163,763	161,824	173,700	168,700
6372	WATER/IRRIGATION	19,782	22,448	19,775	24,500	22,000
6373	GAS	37,945	38,439	44,072	42,000	44,000
6374	REFUSE/RECYCLING	8,903	11,159	12,728	11,100	12,300
UTILITIES		226,816	235,809	238,398	251,300	247,000
REPAIRS AND MAINTENANCE - LABOR						
6381	BUILDING & STRUCTURE REPAIR	29,021	24,713	33,741	39,000	39,000
6382	MACHINERY & EQUIPMENT REPAIR	24,163	21,130	49,712	35,500	51,500
6383	OFFICE EQUIPMENT REPAIR	-	-	-	250	-
6386	BRAKE REPAIR	-	-	-	500	-
6387	TIRE MOUNTING & BALANCING	-	746	278	800	800
6388	OTHER VEHICLE REPAIR	30,541	56,211	71,178	68,000	67,500
6389	TOWING SERVICES	344	75	3,224	2,000	3,500
REPAIRS AND MAINTENANCE - LABOR		84,069	102,876	158,134	146,050	162,300
REPAIRS AND MAINTENANCE - CONTRACTS						
6404	MACHINERY & EQUIPMENT	1,348	1,332	1,221	1,500	1,500
6405	OFFICE & DATA PROCESSING EQUIP	230,001	302,549	336,747	322,129	376,387
REPAIRS AND MAINTENANCE - CONTRACTS		231,349	303,881	337,968	323,629	377,887
RENTALS						
6413	OFFICE EQUIPMENT RENTAL	5,170	5,912	5,966	6,000	6,000
6415	OTHER EQUIPMENT RENTAL	43,712	48,015	93,483	100,125	107,125
6416	MACHINERY RENTAL	-	63	-	500	300

6417	UNIFORM RENTAL	5,423	1,532	1,530	3,000	2,200
RENTALS		54,305	55,521	100,979	109,625	115,625
DUES, SUBSCRIPTIONS, AND REGISTRATION FEES						
6451	MEMBERSHIP DUES	52,879	51,695	56,703	63,000	61,771
6452	SUBSCRIPTIONS	1,440	1,649	799	3,750	2,500
DUES, SUBSCRIPTIONS, AND REGISTRATION FEES		54,319	53,344	57,502	66,750	64,271
BOOKS AND PAMPHLETS						
6471	BOOKS & PAMPHLETS	1,616	560	3,055	2,850	4,450
BOOKS AND PAMPHLETS		1,616	560	3,055	2,850	4,450
CONTRACTED SERVICES						
6488	STREET MAINTENANCE CONTRACT	403,384	485,987	467,265	500,000	500,000
6489	OTHER CONTRACTED SERVICES	348,155	409,478	350,273	357,000	369,000
CONTRACTED SERVICES		751,539	895,466	817,538	857,000	869,000
OTHER SERVICES & CHARGES Total		2,073,959	2,510,980	2,643,676	2,674,679	2,802,968

CAPITAL OUTLAY

CAPITAL OUTLAY						
6520	BUILDINGS	-	-	-	58,000	-
6540	HEAVY MACHINERY	178,973	-	292,211	179,250	33,000
6550	MOTOR VEHICLES	77,844	186,663	98,487	226,000	395,000
6580	OTHER EQUIPMENT	241,615	-	229,748	161,200	135,000
6585	COMPUTER HARDWARE/SOFTWARE	32,256	-	-	200,000	-
CAPITAL OUTLAY		530,688	186,663	620,446	824,450	563,000
CAPITAL OUTLAY Total		530,688	186,663	620,446	824,450	563,000

TRANSFERS OUT

OPERATING TRANSFERS						
6820	OPERATING TRANSFERS TO OTHER F	1,291,936	606,393	643,832	-	-
OPERATING TRANSFERS		1,291,936	606,393	643,832	-	-
TRANSFERS OUT Total		1,291,936	606,393	643,832	-	-

DEBT SERVICE

DEBT SERVICE						
6603	OTHER L.T. OBLIGATION PRINCIPA	82,273	75,892	119,455	106,373	106,373
DEBT SERVICE		82,273	75,892	119,455	106,373	106,373
DEBT SERVICE Total		82,273	75,892	119,455	106,373	106,373

TOTAL EXPENDITURES & OTHER FINANCING		10,941,393	11,200,014	12,389,037	12,838,782	13,484,327
---	--	-------------------	-------------------	-------------------	-------------------	-------------------

FUND: GENERAL

Business Unit	2019 Adopted Budget	2020 Proposed Budget
REVENUE		
9101 - GENERAL FUND REVENUE	12,838,782	13,484,327
TOTAL REVENUE	12,838,782	13,484,327

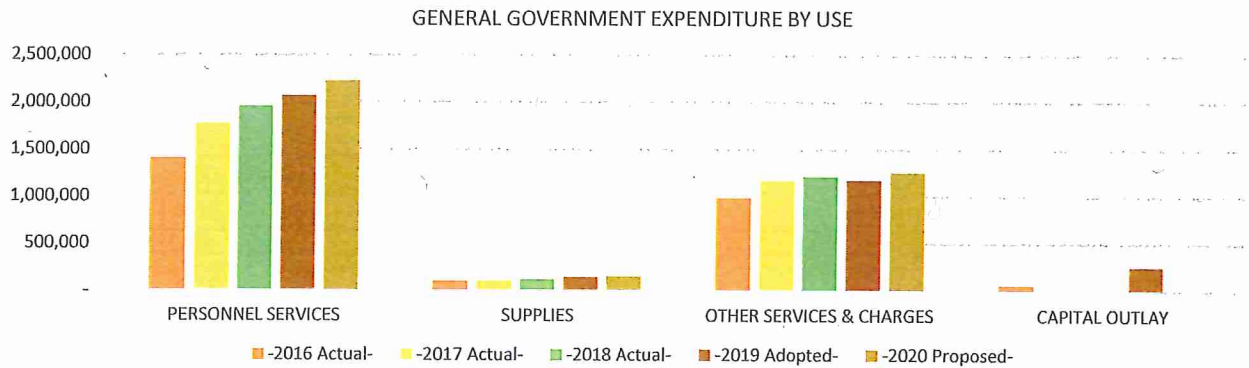
EXPENDITURES		
111 - MAYOR AND COUNCIL	123,808	140,259
114 - COMMISSIONS	9,467	5,483
130 - ADMINISTRATION	828,355	844,621
141 - ELECTIONS	36,445	61,884
153 - FINANCE	371,002	383,502
155 - ASSESSING	142,000	147,000
161 - LEGAL SERVICES	123,300	131,300
191 - PLANNING AND ZONING	660,795	731,745
192 - DATA PROCESSING	718,201	581,552
194 - GENERAL GOVERNMENT BUILDINGS	581,419	545,378
195 - NEWSLETTER	53,432	57,177
211 - POLICE PROTECTION	3,796,496	4,148,832
220 - FIRE PROTECTION	1,040,085	1,326,423
240 - BUILDING INSPECTION	484,061	457,794
250 - CIVIL DEFENSE	8,800	12,325
260 - TRAFFIC ENGINEERING	108,128	125,742
270 - ANIMAL CONTROL	9,250	4,750
280 - COMMUNITY ORIENTING POLICING	13,225	13,775
301 - ENGINEERING	411,775	435,822
311 - STREET MAINTENANCE	1,601,323	1,435,407
312 - SNOW AND ICE REMOVAL	289,015	320,385
452 - PARK AND RECREATION	1,277,027	1,421,798
455 - COMMUNITY PROGRAMS	20,000	10,000
461 - ENVIRONMENTAL SERVICES	-	-
892 - MISCELLANEOUS/CONTINGENCY	131,373	141,373
TOTAL EXPENDITURES	12,838,782	13,484,327

Excess (deficiency) of revenue over expenditures

GENERAL FUND 101 - GENERAL GOVERNMENT

GENERAL GOVERNMENT	111-195
--------------------	---------

EXPENDITURE BY OBJECT SUMMARY	-2016 Actual-	-2017 Actual-	-2018 Actual-	-2019 Adopted-	-2020 Proposed-
PERSONNEL SERVICES	1,404,069	1,766,344	1,955,642	2,068,999	2,223,255
SUPPLIES	98,796	102,714	115,396	143,800	149,100
OTHER SERVICES & CHARGES	987,521	1,169,871	1,212,768	1,177,425	1,257,546
CAPITAL OUTLAY	63,393	-	-	258,000	-
TOTAL EXPENDITURE BY OBJECT	2,553,779	3,038,929	3,283,805	3,648,224	3,629,901



LINE ITEM DETAIL BY COST CENTER OR SUB-FUNCTION

GENERAL GOVERNMENT	111-195
--------------------	---------

EXPENDITURE BY OBJECT RECAP ALL SUB-FUNCTIONS	-2016 Actual-	-2017 Actual-	-2018 Actual-	-2019 Adopted-	-2020 Proposed-
PERSONNEL SERVICES					
WAGES AND SALARIES					
6102 F.T. REGULAR-WAGES & SALARIES	968,935	1,242,238	1,362,167	1,427,502	1,498,374
6103 FULL TIME-REGULAR-OVERTIME	299	3,810	5,289	1,000	-
6104 PART TIME-WAGES & SALARIES	90,128	136,715	110,163	130,207	128,522
6105 TEMPORARY-WAGES & SALARIES	29,115	25,708	55,266	78,351	109,243
6107 OVERTIME-PART TIME	-	-	-	-	-
TOTAL WAGES AND SALARIES	1,088,477	1,408,470	1,532,885	1,637,060	1,736,139
OTHER GROSS EARNINGS					
6108 SEVERANCE PAY	6,762	-	22,741	-	-
TOTAL OTHER GROSS EARNINGS	6,762	-	22,741	-	-
EMPLOYER CONTRIBUTIONS					
6121 PERA CONTRIBUTIONS	80,460	100,224	105,289	115,238	121,894
6122 FICA/MEDICARE CONTRIBUTIONS	86,873	104,764	110,784	130,181	139,743
6123 ICMA RETIREMENT TRUST	2,032	2,000	2,000	2,000	2,000
6131 GROUP INSURANCE	130,817	140,044	168,445	167,081	203,282
6133 WORKERS COMP INSURANCE PREMIUM	8,648	10,841	13,498	17,439	20,197
TOTAL EMPLOYER CONTRIBUTIONS	308,830	357,874	400,016	431,939	487,116
Total PERSONNEL SERVICES	1,404,069	1,766,344	1,955,642	2,068,999	2,223,255
SUPPLIES					
OFFICE SUPPLIES					
6203 DUPLICATING SUPPLY & COPY PAPER	3,299	3,299	3,596	3,300	3,600
6204 STATIONERY, ENVELOPES & FORMS	2,557	2,836	2,870	3,100	3,100
6206 FILM, MICROFILM, TAPES, DISKS	-	-	-	-	-
6208 MISCELLANEOUS OFFICE SUPPLIES	5,402	4,425	10,084	7,300	8,250
TOTAL OFFICE SUPPLIES	11,258	10,560	16,550	13,700	14,950
OPERATING SUPPLIES					
6221 CLEANING SUPPLIES	963	809	1,946	2,500	2,500
6223 GASOLINE	2,201	1,598	3,111	3,000	3,000
6225 DIESEL FUEL	52	608	978	2,000	2,000
6231 UNIFORMS & TURN-OUT GEAR	1,710	1,665	2,278	1,850	1,850
6247 HAPPY DAYS SUPPLIES	10,000	11,250	11,750	12,000	12,000
6249 MISCELLANEOUS OPERATING SUPPLY	29,167	28,807	42,942	36,250	46,300
6246 MARKETING	-	3,110	1,391	5,000	3,000
TOTAL OPERATING SUPPLIES	44,093	47,847	64,396	62,600	70,650
REPAIR AND MAINTENANCE SUPPLIES					
6257 OTHER VEHICLE PARTS	367	668	1,168	1,500	1,500
6259 BUILDING MAINT/REPAIR SUPPLIES	2,419	2,419	3,067	5,000	5,000
TOTAL REPAIR AND MAINTENANCE SUPPLIES	2,786	3,088	4,236	6,500	6,500
SMALL TOOLS AND MINOR EQUIPMENT					
6281 SMALL TOOLS & MINOR EQUIPMENT	40,659	41,219	30,214	61,000	57,000
TOTAL SMALL TOOLS AND MINOR EQUIPMENT	40,659	41,219	30,214	61,000	57,000
Total SUPPLIES	98,796	102,714	115,396	143,800	149,100
OTHER SERVICES & CHARGES					
PROFESSIONAL SERVICES					
6302 AUDITING & ACCOUNTING SERVICES	27,650	32,010	30,485	34,000	34,000
6304 LEGAL FEES	126,355	115,526	120,873	122,000	130,000
6305 MEDICAL/PSYCHOLOGICAL FEES	10,304	9,785	9,391	18,000	-
6306 PERSONNEL TESTING & RECRUITMT	1,497	1,903	1,598	2,500	12,000
6315 MISCELLANEOUS PROFESSIONAL SER	67,545	195,691	198,252	130,000	145,000
TOTAL PROFESSIONAL SERVICES	233,351	354,915	360,599	306,500	321,000
COMMUNICATION					
6321 TELEPHONE	10,827	10,834	10,829	13,600	11,600
6322 POSTAGE	9,599	14,433	15,031	17,000	17,800
6323 CELLULAR PHONES	4,112	4,232	6,878	5,300	7,300
6325 LONG DISTANCE CHARGES	-	-	-	-	-
TOTAL COMMUNICATION	24,538	29,499	32,738	35,900	36,700

EMPLOYEE REIMBURSEMENTS						
6331	TRAVEL & LODGING	9,397	5,265	2,700	9,000	8,000
6334	MILEAGE REIMBURSEMENT	-	190	2	700	700
6335	TRAINING	11,207	11,636	12,513	17,000	22,900
TOTAL EMPLOYEE REIMBURSEMENTS		20,604	17,091	15,215	26,700	31,600
ADVERTISING AND PUBLISHING						
6352	GENERAL NOTICE & PUBLIC INFOR	24,067	32,318	40,224	39,600	41,600
6353	ORDINANCE PUBLICATION	1,231	1,844	941	2,000	2,000
6354	HELP WANTED ADVERTISEMENTS	3,159	2,435	3,850	3,500	3,500
TOTAL ADVERTISING AND PUBLISHING		28,457	36,596	45,015	45,100	47,100
INSURANCE						
6361	GENERAL LIABILITY/PROPERTY INS	35,146	28,451	29,491	39,275	33,610
TOTAL INSURANCE		35,146	28,451	29,491	39,275	33,610
UTILITIES						
6371	ELECTRIC UTILITIES	94,023	100,082	98,140	106,000	102,000
6372	WATER/IRRIGATION	3,451	2,920	3,044	4,000	4,000
6373	GAS	23,917	25,262	28,789	26,000	28,000
6374	REFUSE/RECYCLING	3,621	3,824	3,882	4,500	4,500
TOTAL UTILITIES		125,012	132,088	133,854	140,500	138,500
REPAIRS AND MAINTENANCE - LABOR						
6381	BUILDING & STRUCTURE REPAIR	5,967	4,816	12,463	8,000	15,000
6382	MACHINERY & EQUIPMENT REPAIR	8,720	7,206	12,587	10,000	15,000
6388	OTHER VEHICLE REPAIR	178	1,395	1,771	2,000	2,000
TOTAL REPAIRS AND MAINTENANCE - LABOR		14,865	13,417	26,821	20,000	32,000
REPAIRS AND MAINTENANCE - CONTRACTS						
6405	OFFICE & DATA PROCESSING EQUIP	211,392	266,376	295,378	276,000	324,415
TOTAL REPAIRS AND MAINTENANCE - CONTRACTS		211,392	266,376	295,378	276,000	324,415
RENTALS						
6415	OTHER EQUIPMENT RENTAL	811	-	-	1,000	-
TOTAL RENTALS		811	-	-	1,000	-
DUES, SUBSCRIPTIONS, AND REGISTRATION FEES						
6451	MEMBERSHIP DUES	44,373	43,380	49,518	52,850	50,621
6452	SUBSCRIPTIONS	1,440	1,005	799	2,750	1,500
TOTAL DUES, SUBSCRIPTIONS, AND REGISTRATION FEES		45,813	44,384	50,317	55,600	52,121
BOOKS AND PAMPHLETS						
6471	BOOKS & PAMPHLETS	47	-	-	350	-
TOTAL BOOKS AND PAMPHLETS		47	-	-	350	-
CONTRACTED SERVICES						
6489	OTHER CONTRACTED SERVICES	247,485	247,055	223,340	230,500	240,500
TOTAL CONTRACTED SERVICES		247,485	247,055	223,340	230,500	240,500
Total OTHER SERVICES & CHARGES		987,521	1,169,871	1,212,768	1,177,425	1,257,546
CAPITAL OUTLAY						
CAPITAL OUTLAY						
6520	BUILDINGS	-	-	-	58,000	-
6550	MOTOR VEHICLES	-	-	-	-	-
6580	OTHER EQUIPMENT	31,137	-	-	-	-
6585	COMPUTER HARDWARE/SOFTWARE	32,256	-	-	200,000	-
TOTAL CAPITAL OUTLAY		63,393	-	-	258,000	-
Total CAPITAL OUTLAY		63,393	-	-	258,000	-
TOTAL EXPENDITURES & OTHER FINANCING		2,553,779	3,038,929	3,283,805	3,648,224	3,629,901

FUND GENERAL

DEPARTMENT: MAYOR AND COUNCIL
 FUNCTION: GENERAL GOVERNMENT

BUDGET SUMMARY:

Business Unit	Object Account	Description	2017 Actual	2018 Actual	2019 Adopted Budget	2020 Proposed Budget
0111	6104	PART TIME-WAGES & SALARIES	44,958	31,412	44,000	44,000
0111	6121	PERA CONTRIBUTIONS	600	600	900	900
0111	6122	FICA/MEDICARE CONTRIBUTIONS	3,452	2,403	3,366	3,366
0111	6131	GROUP INSURANCE	486	3,171	-	-
0111	6133	WORKERS COMP INSURANCE PREMIUM	137	98	242	242
0111	6247	HAPPY DAYS	11,250	11,750	12,000	12,000
0111	6249	MISCELLANEOUS OPERATING SUPPLY	9,061	12,698	11,000	13,000
0111	6315	MISCELLANEOUS PROFESSIONAL SER	-	16,740	-	17,000
0111	6322	POSTAGE	-	-	-	-
0111	6331	TRAVEL & LODGING	1,570	1,331	3,000	3,000
0111	6335	TRAINING	1,646	56	2,000	1,500
0111	6361	GENERAL LIABILITY/PROPERTY INS	1,103	1,148	1,300	1,300
0111	6451	MEMBERSHIP DUES	38,219	44,482	46,000	43,951
Total Expenditure			112,481	125,889	123,808	140,259

PERSONNEL COMPLEMENT

Mayor	1.00	1.00	1.00	1.00
Council	6.00	6.00	6.00	6.00
Mayor and Council Total	7.00	7.00	7.00	7.00

6249 Miscellaneous Operating Supplies

Mayor's Prayer Breakfast	420	400	400	400
Meals for Council Work sessions	2,112	3,491	4,000	4,000
Anoka Area Chamber of Commerce	1,000	600	600	600
Holiday Party	1,818	2,439	3,200	2,750
Tree Lighting	1,121	750	-	750
Gala/Fundraising Events	970	2,000	300	2,000
Miscellaneous	1,620	3,018	2,500	2,500
	9,061	12,698	11,000	13,000

6315 Miscellaneous Professional Services

Citizen Survey	-	16,740	-	17,000
	-	16,740	-	17,000

6451 Dues

Anoka County Mediation Services	2,604	2,883	2,900	-
Mississippi River Cities & Towns Initiatives (MRCTI)	3,000	3,000	3,000	-
North Metro Mayors Association	11,810	12,008	12,200	12,200
North Metro Chamber (EDA)	359	370	450	-
Mississippi/Champlin Streamgauge Agreement	334	-	334	334
Anoka Area Chamber of Commerce (EDA)	410	410	450	-
Association of Metro Municipalities	-	4,155	-	-
League of Minnesota Cities	19,672	19,765	20,575	21,000
MN Mayors Assoc	30	30	30	30
Metro Cities	-	-	4,200	8,412
National League of Cities	-	1,861	1,861	1,975
	38,219	44,482	46,000	43,951

DESCRIPTION OF SERVICES:

The Mayor and Council budget provides for legislative and policy making activities of the city on behalf of the citizens of Ramsey. They provide for the planning and control of all financial activities including approving the tax levy, rates and charges, and approval of expenditures.

BUDGET HIGHLIGHTS

- Citizen Survey - \$18,000 (line item 6315)
- Full dues for Association of Metro Municipalities - 50% discount first year (line item 6451)

GOALS OF CURRENT YEAR BUDGET:

- Establish and implement a Strategic Action Plan
- Establish legislative priorities for the City
- Maintain a stable tax levy rate
- Advocate for Highway 10 Improvements at the State and Federal Level

Performance Measurements:

		2018 Actual	2019 Estimate	2020 Projected
Tax Levy Rate		41.73%	40.35%	42.40%

FUND GENERAL

DEPARTMENT: COMMISSIONS
 FUNCTION: GENERAL GOVERNMENT

Business Unit	Object Account	Description	2017 Actual	2018 Actual	2019 Adopted Budget	2020 Proposed Budget
0114	6105	TEMPORARY-WAGES & SALARIES	5,050	3,785	8,660	5,000
0114	6122	FICA/MEDICARE CONTRIBUTIONS	386	300	663	383
0114	6133	WORKERS COMP INSURANCE PREMIUM	20	18	69	40
0114	6322	POSTAGE	-			
0114	6361	GENERAL LIABILITY/PROPERTY INS	54	38	75	60
Total Expenditure			5,510	4,141	9,467	5,483

PERSONNEL COMPLEMENT

Charter Commission Members	9.00	9.00	9.00	9.00
Planning Commission Members	7.00	7.00	7.00	7.00
Commission Total	16.00	16.00	16.00	16.00

DESCRIPTION OF SERVICES:

The Commissions budget provides council-appointed committee members tasked to review and provide feedback on city plans, initiatives, and policies. Commissions include: Charter Commission, Economic Development Authority Commission, Environmental Policy Board Commission, Parks and Recreation Commission, and Planning Commission.

BUDGET HIGHLIGHTS

- No Major Changes

GOALS OF CURRENT YEAR BUDGET:

- Assist the City Council in the implementation of the City's 3-Year Strategic Action Plan
- Implement individual commissions' work plans and missions
- Implement and manage individual commissions' budgets

Performance Measurements:

	2017 Actual	2018 Estimated	2019 Projected
# of Meetings: Charter Commission	1	2	2
# of Meetings: Economic Development Authority Commission	12	12	12
# of Meetings: Environmental Policy Board Commission	11	11	11
# of Meetings: Parks and Recreation Commission	9	10	10
# of Meetings: Planning Commission	19	17	17
# of Meetings: City Council Regular Session	23	23	23
# of Meetings: City Council Work Session	24	24	23
# of Meetings: Public Works Committee	8	8	8

FUND GENERAL

DEPARTMENT: ADMINISTRATION
 FUNCTION: GENERAL GOVERNMENT

Business Unit	Object Account	Description	2017 Actual	2018 Actual	2019 Adopted Budget	2020 Proposed Budget
0130	6102	F.T. REGULAR-WAGES & SALARIES	588,309	512,646	487,208	525,235
0130	6103	FULL TIME-REGULAR-OVERTIME	2,870	1,116	-	-
0130	6104	PART TIME-WAGES & SALARIES	15,629	30,124	34,950	-
0130	6105	TEMPORARY-WAGES & SALARIES	8,653	9,685	14,560	16,640
0130	6108	SEVERANCE PAY		22,741		
0130	6121	PERA CONTRIBUTIONS	44,981	37,440	37,578	40,641
0130	6122	FICA/MEDICARE CONTRIBUTIONS	45,361	40,475	43,743	45,460
0130	6123	ICMA RETIREMENT TRUST	2,000	2,000	2,000	2,000
0130	6131	GROUP INSURANCE	67,262	62,195	55,872	75,040
0130	6133	WORKERS COMP INSURANCE PREMIUM	2,887	3,144	4,294	4,335
0130	6203	DUPLICATING SUPPLY & COPY PAPE	3,299	3,596	3,300	3,600
0130	6204	STATIONERY, ENVELOPES & FORMS	1,981	2,240	2,100	2,300
0130	6208	MISCELLANEOUS OFFICE SUPPLIES	3,996	8,934	5,000	6,000
0130	6246	MARKETING	3,110	1,391	5,000	3,000
0130	6249	MISCELLANEOUS OPERATING SUPPLY	3,506	6,115	5,250	6,000
0130	6305	MEDICAL/PSYCHOLOGICAL FEES	9,785	9,391	18,000	-
0130	6306	PERSONNEL TESTING	1,903	1,598	2,500	12,000
0130	6315	MISCELLANEOUS PROFESSIONAL SER	45,305	66,292	50,000	48,000
0130	6321	TELEPHONE	1,399	1,518	1,600	1,600
0130	6322	POSTAGE	644	391	1,200	1,000
0130	6323	CELLULAR PHONES	1,537	2,566	2,000	2,500
0130	6331	TRAVEL & LODGING	3,007	975	4,500	3,500
0130	6334	MILEAGE REIMBURSEMENT	-	-	200	200
0130	6335	TRAINING	7,932	9,877	10,000	15,000
0130	6352	GENERAL NOTICE & PUBLIC INFOR	387	495	1,000	1,000
0130	6353	ORDINANCE PUBLICATION	1,844	941	2,000	2,000
0130	6354	HELP WANTED ADVERTISEMENTS	2,435	3,850	3,500	3,500
0130	6361	GENERAL LIABILITY/PROPERTY INS	8,825	7,876	9,500	9,000
0130	6405	OFFICE & DATA PROCESSING EQUIP	14,729	9,792	16,000	11,000
0130	6451	MEMBERSHIP DUES	3,139	3,053	3,750	3,570
0130	6452	SUBSCRIPTIONS	328	343	1,750	500
0130	6489	OTHER CONTRACTED SERVICES	-	-		-
Total Expenditure			897,042	862,799	828,355	844,621

PERSONNEL COMPLEMENT

City Administrator	1.00	1.00	1.00	1.00
Assistant City Administrator/Econ Dev Dir	1.00	1.00	-	-
Human Resources Manager	1.00	1.00	-	-
Director of Administrative Services	-	-	1.00	1.00
City Clerk	1.00	0.50	0.50	-
HR Generalist	-	-	-	1.00
Administrative Clerks	1.00	1.00	1.00	1.00
Mgmt Intern	0.50	0.50	0.50	0.50
Administrative Assistant	1.50	1.50	1.73	1.00
Public Information & Events Specialist	1.00	1.00	1.00	1.00
Receptionist	1.00	1.00	1.00	1.00
Administration Total	9.00	8.50	7.73	7.50

6249 Miscellaneous Operating Supplies

Employee Recognition	1,978	2,810	2,700	2,900
Flowers for illnesses, expenses for staff workshops, thank-you cards, and other miscellaneous operating supplies.	1,528	3,305	2,550	3,100
	<u>3,506</u>	<u>6,115</u>	<u>5,250</u>	<u>6,000</u>

6315 Miscellaneous Professional Services

Insurance Agent of Record Annual Fee	6,200	6,400	6,400	7,000
Excess Liability Insurance Coverage -\$1M for total of \$3M	-	22,848		
Flex Spending(admin & deposit)	3,520	4,248	3,200	4,500
Employee Assistance Program	-	1,300	1,300	1,300
City Code Codification	4,464	3,609	7,400	3,500
Miscellaneous department charges	4,530	4,324	6,800	6,800
Recruiting Software	3,000	3,000	3,000	3,000
Health admin/enrollment	4,450	2,900	2,900	2,900
Minute Taking	19,141	17,663	19,000	19,000
	<u>45,305</u>	<u>66,292</u>	<u>50,000</u>	<u>48,000</u>

6451 Dues

IPMA - National	194		150	150
ICMA	1,200	1,152	1,100	1,200
MCCMA	375	168	375	375
MAMA	45	45	45	45
Miscellaneous	875	1,088	1,480	1,200
HR organizations-misc				
Rotary	450	600	600	600
	<u>3,139</u>	<u>3,053</u>	<u>3,750</u>	<u>3,570</u>

DESCRIPTION OF SERVICES:

The Administration Department is generally responsible for the execution of city policy/ strategic plan as adopted by the City Council, prepares and maintains official records, provides for the licensing of local businesses and activities as required by state law or city ordinance, provides Human Resource services, and generally oversees the coordination of events and communications for the City.

BUDGET HIGHLIGHTS

- City Clerk phased retirement over - decrease of 20 hours week
- Administrative Assistant Hours increased from 29 hours week to 40 hours week/nor full time w/ health benefits
- Reclass Administrative Asst to HR Generalist - \$1,423
- Increase trainings for all staff - \$5,000 (line item 6335)

GOALS OF CURRENT YEAR BUDGET:

- Oversee implementation of the Council Strategic Action Plan and Legislative Priorities
- Optimize use of non-city funding through joint projects, grants, and partnerships
- Actively participate in effort to secure funding for U.S. Highway 10

Performance Measurements:

		2017 Estimate	2018 Estimate	2019 Projected
Strategic action plan items completed (all departments)		15 of 35	25 of 35	25 of 35

FUND GENERAL

DEPARTMENT: ELECTIONS
 FUNCTION: GENERAL GOVERNMENT

Business Unit	Object Account	Description	2017 Actual	2018 Actual	2019 Adopted Budget	2020 Proposed Budget
0141	6102	F.T. REGULAR-WAGES & SALARIES	-	7,550	8,198	-
0141	6103	FULL TIME-REGULAR-OVERTIME	-	2,189	1,000	-
0141	6104	PART TIME-WAGES & SALARIES	-	1,615	-	-
0141	6105	TEMPORARY-WAGES & SALARIES	-	34,516	15,000	43,600
0141	6121	PERA CONTRIBUTIONS	-	730	-	-
0141	6122	FICA/MEDICARE CONTRIBUTIONS	-	843	1,851	3,335
0141	6133	WORKERS COMP INSURANCE PREMIUM	-	213	296	349
0141	6208	MISCELLANEOUS OFFICE SUPPLIES	-	176	-	-
0141	6249	MISCELLANEOUS OPERATING SUPPLY	-	5,371	500	6,500
0141	6281	SMALL TOOLS & MINOR EQUIPMENT	5,485	5,949	9,000	7,000
0141	6322	POSTAGE	25	60	100	100
0141	6361	GENERAL LIABILITY/PROPERTY INS	58	547	200	700
0141	6451	MEMBERSHIP DUES	200	200	300	300
0141	6580	OTHER EQUIPMENT	-	-	-	-
Total Expenditure			5,767	59,959	36,445	61,884

DESCRIPTION OF SERVICES:
 The Elections budget provides funds needed to conduct the national, state, and local elections in accordance with statutory requirements.

BUDGET HIGHLIGHTS

- Election Year
-

Performance Measurements:

	2014	2016	2018
Number of Votes	9097	16927	
Number of Voters registered Election Day	15130	17280	
Percent (votes/registered)	60.13%	97.96%	
Number of Wards	4	4	4
Number of Precincts	8	8	8

FUND GENERAL

DEPARTMENT: FINANCE
 FUNCTION: GENERAL GOVERNMENT

Business Unit	Object Account	Description	2017 Actual	2018 Actual	2019 Adopted Budget	2020 Proposed Budget
0153	6102	F.T. REGULAR-WAGES & SALARIES	230,333	246,595	252,925	261,490
0153	6108	SEVERANCE PAY	-	-	-	
0153	6121	PERA CONTRIBUTIONS	17,258	18,175	18,969	19,612
0153	6122	FICA/MEDICARE CONTRIBUTIONS	17,201	17,834	20,421	21,169
0153	6131	GROUP INSURANCE	23,659	26,524	28,901	31,778
0153	6133	WORKERS COMP INSURANCE PREMIUM	1,065	660	1,986	2,053
0153	6204	STATIONERY, ENVELOPES & FORMS	855	630	1,000	800
0153	6208	MISCELLANEOUS OFFICE SUPPLIES	125	112	500	300
0153	6302	AUDITING & ACCOUNTING SERVICES	32,010	30,485	34,000	34,000
0153	6321	TELEPHONE	358	343	500	500
0153	6322	POSTAGE	1,794	1,910	2,200	2,200
0153	6335	TRAINING	213	-	1,000	1,000
0153	6352	GENERAL NOTICE & PUBLIC INFOR	231	527	600	600
0153	6361	GENERAL LIABILITY/PROPERTY INS	3,250	3,200	3,700	3,700
0153	6451	MEMBERSHIP DUES	679	659	800	800
0153	6489	OTHER CONTRACTED SERVICES	2,861	2,877	3,500	3,500
Total Expenditure			331,891	350,532	371,002	383,502

PERSONNEL COMPLEMENT

Finance Director	1.00	1.00	1.00	1.00
Asst. Finance Director	1.00	1.00	1.00	1.00
Accountant I	1.00	-	-	-
Accountant II	-	1.00	1.00	1.00
Accounting Clerk	1.00	-	-	-
Sr. Accounting Clerk	-	1.00	1.00	1.00
Finance Total	4.00	4.00	4.00	4.00

DESCRIPTION OF SERVICES:

The Finance Department is responsible for financial reporting and budgeting, assessments, cash receipts, accounts receivable, accounts payable, payroll processing, debt service management and investment of all city funds.

BUDGET HIGHLIGHTS

- No Major Changes

GOALS OF CURRENT YEAR BUDGET:

- Continued long-term financial planning (5-Year Budget & CIP)
- Continued CAFR award recognition
- Ensure compliance with state and federal laws

Performance Measurements:

	2018 Actual	2019 Estimate	2020 Projected
Average Rate of Return	2.10%	2.30%	2.40%
Bond Rating	AA+	AA+	AA+
Vendor Checks Issued - Net of EFT's	3,070	2,380	2,100

FUND GENERAL

DEPARTMENT: **ASSESSING**
 FUNCTION: GENERAL GOVERNMENT

Business Unit	Object Account	Description	2017 Actual	2018 Actual	2019 Adopted Budget	2020 Proposed Budget
0155	6489	OTHER CONTRACTED SERVICES	168,629	140,246	142,000	147,000
Total Expenditure			168,629	140,246	142,000	147,000

DESCRIPTION OF SERVICES:
 The Assessing budget provides contractual assessing services provided by Anoka County.

BUDGET HIGHLIGHTS

- No Major Changes

GOALS OF CURRENT YEAR BUDGET:

- Increase number of in-person assessment appraisals to better reflect market values

Performance Measurements:

	2018 Actual	2019 Actual	2020 Projected
Number of Assessed Parcels - Residential Properties	8,717	8,856	9,000
Number of Assessed Parcels - Commercial Properties	356	378	384

FUND GENERAL

DEPARTMENT: LEGAL
 FUNCTION: GENERAL GOVERNMENT

Business Unit	Object Account	Description	2017 Actual	2018 Actual	2019 Adopted Budget	2020 Proposed Budget
0161	6304	LEGAL FEES	115,526	120,873	122,000	130,000
0161	6361	GENERAL LIABILITY/PROPERTY INS	1,135	1,092	1,300	1,300
Total Expenditure			116,661	121,965	123,300	131,300

DESCRIPTION OF SERVICES:

The Legal budget provides for legal counsel to the City Council and city staff, reviews ordinances, resolutions, contracts and other legal documents. The budget also provides for prosecution services. The City's prosecution services are provided by Eckberg, Lammers Attorneys at Law and other legal services are provided by Ratwik, Roszak & Maloney, P.A.

BUDGET HIGHLIGHTS

- No Major Changes

GOALS OF CURRENT YEAR BUDGET:

- Ensure city compliance with all laws

FUND GENERAL

DEPARTMENT: PLANNING AND ZONING
 FUNCTION: GENERAL GOVERNMENT

Business Unit	Object Account	Description	2017 Actual	2018 Actual	2019 Adopted Budget	2020 Proposed Budget
0191	6102	F.T. REGULAR-WAGES & SALARIES	233,800	342,845	405,112	424,508
0191	6104	PART-TIME WAGES & SALARIES	-	8,873	-	30,297
0191	6105	TEMPORARY-WAGES & SALARIES	12,005	7,280	40,131	44,003
0191	6121	PERA CONTRIBUTIONS	17,453	25,938	33,393	35,138
0191	6122	FICA/MEDICARE CONTRIBUTIONS	18,287	26,675	35,252	39,916
0191	6131	GROUP INSURANCE	21,840	35,865	38,195	47,193
0191	6133	WORKERS COMP INSURANCE PREMIUM	1,131	2,006	3,562	3,990
0191	6208	MISCELLANEOUS OFFICE SUPPLIES	304	803	1,500	1,500
0191	6249	MISCELLANEOUS OPERATING SUPPLY	3,564	1,091	4,000	4,000
0191	6315	MISCELLANEOUS PROFESSIONAL SER	150,386	115,220	80,000	80,000
0191	6321	TELEPHONE	390	432	500	500
0191	6322	POSTAGE	2,583	2,598	2,500	2,500
0191	6323	CELLULAR PHONES	1,310	2,607	1,500	3,000
0191	6325	LONG DISTANCE CHARGES	-	-	-	-
0191	6331	TRAVEL & LODGING	687	394	1,500	1,500
0191	6334	MILEAGE REIMBURSEMENT	190	2	500	500
0191	6335	TRAINING	1,756	2,581	3,000	3,000
0191	6352	GENERAL NOTICE & PUBLIC INFOR	805	1,252	2,000	2,000
0191	6361	GENERAL LIABILITY/PROPERTY INS	4,613	5,289	4,800	5,200
0191	6451	MEMBERSHIP DUES	1,143	1,124	2,000	2,000
0191	6452	SUBSCRIPTIONS	677	456	1,000	1,000
0191	6471	BOOKS & PAMPHLETS	-	-	350	-
Total Expenditure			472,925	583,331	660,795	731,745

PERSONNEL COMPLEMENT

City Planner	1.00	2.00	2.00	1.00
Senior Planner	-	-	-	1.00
Community Development Director	1.00	1.00	1.00	1.00
Planning Technician	-	-	-	1.00
Economic Development Manager	-	-	1.00	1.00
Community Development Assistant	1.00	1.00	1.00	0.40
Planning Intern	0.50	0.50	0.50	0.50
Administrattive Assistant	-	-	0.73	0.73
Planning & Zoning Total	3.50	4.50	6.23	6.63

DESCRIPTION OF SERVICES:

The mission of the Community Development Department is to guide residential and commercial growth through comprehensive planning processes and administer the city's building and zoning codes in a equitable and professional manner to promote and sustain public safety, quality of life, and the health and well being of the whole community.

The Planning Division's function is to prepare and implement the City's Comprehensive Plan (the City's land use guide) and comprises of two (2) major functions: long-range land use planning and zoning administration.

BUDGET HIGHLIGHTS

- New Full-Time Planning Technician - \$81,801
- Reclass Community Development Director to Deputy City Administrator - \$3,677
- Community Development Assistant - Phased Retirement - 16 hours week (\$56,873)

GOALS OF CURRENT YEAR BUDGET:

- All Land Use Applications processed with 60 days.
- Standard plan review completed within 5 business day (previously 10 business days).
- Improve Responsiveness to Code Violation Complaints
- Improve the image of key nodes and corridors and clean up Highway 10.
- Improve the application process for land use applications.

Performance Measurements:		2017 Actual	2018 Estimate	2019 Projected
Number of Land Use Applications		29	30	30
Number of Permits		2,200	2,250	2,250
Number of Code Enforcement Cases		75	100	100

FUND GENERAL

DEPARTMENT: DATA PROCESSING
 FUNCTION: GENERAL GOVERNMENT

Business Unit	Object Account	Description	2017 Actual	2018 Actual	2019 Adopted Budget	2020 Proposed Budget
0192	6102	F.T. REGULAR-WAGES & SALARIES	78,825	138,336	148,923	157,777
0192	6104	PART TIME-WAGES & SALARIES	36,769	1,004	-	-
0192	6121	PERA CONTRIBUTIONS	8,657	10,384	11,169	11,833
0192	6122	FICA/MEDICARE CONTRIBUTIONS	8,586	10,084	11,392	12,070
0192	6131	GROUP INSURANCE	9,896	21,240	20,326	22,745
0192	6133	WORKERS COMP INSURANCE PREMIUM	532	812	1,191	1,262
0192	6206	FILM, MICROFILM, TAPES, DISKS	-	-	-	-
0192	6208	MISCELLANEOUS OFFICE SUPPLIES	-	59	300	450
0192	6249	MISCELLANEOUS OPERATING SUPPLY	362	2,353	500	800
0192	6281	SMALL TOOLS & MINOR EQUIPMENT	32,011	22,974	48,000	45,000
0192	6321	TELEPHONE	8,687	8,536	11,000	9,000
0192	6335	TRAINING	89	-	1,000	2,400
0192	6361	GENERAL LIABILITY/PROPERTY INS	4,108	4,590	4,400	4,800
0192	6374	REFUSE/RECYCLING	-	-	-	-
0192	6405	OFFICE & DATA PROCESSING EQUIP	251,647	285,585	260,000	313,415
0192	6580	OTHER EQUIPMENT	-	-	-	-
0192	6585	COMPUTER HARDWARE/SOFTWARE	-	-	200,000	-
Total Expenditure			440,168	505,957	718,201	581,552

PERSONNEL COMPLEMENT

IT Manager	1.00	1.00	1.00	1.00
IT Tech	0.73	0.73	1.00	1.00
Data Processing Total	1.73	1.73	2.00	2.00

6405 Office Equipment Contracts

Support	10,000	10,000	10,000	12,000
Financial Support(General Ledger,P/R, S/A, F/A & System Dev)	76,881	93,222	92,057	100,741
PIMS System Support	31,955	35,169	36,105	44,271
GIS	35,000	38,500	41,960	42,753
Laser Fiche Licensing	7,000	7,000	7,000	8,000
Licensing/maintenance	44,170	62,287	54,783	58,783
Internet (Included in LOGIS Support)	12,466	12,344	13,095	15,219
Server Backup/Hosting LOGIS	-	-	-	26,648
Printer Support	4,660	4,000	5,000	5,000
Website Redesign	29,515	23,063	-	-
	251,647	285,585	260,000	313,415

6585 Computer Hardware / Software

Server Virtualization	-	-	200,000	-
	-	-	200,000	-

DESCRIPTION OF SERVICES:

The Information Technology Department manages and maintains all voice, network and data systems for the city. They also handle long-term project planning, technology implementations and helpdesk support for city staff.

BUDGET HIGHLIGHTS

- Annual Cost of Server Hosting/Backup (off-site backups) - \$26,648

GOALS OF CURRENT YEAR BUDGET:

- Ensure all city staff have the technology resources available to them to provide efficient service.
- Maintain and implement current technologies into the existing work environments and infrastructure.
- Identify any opportunities for improvement and seek out solutions to improve city services.

Performance Measurements:

	2017 Actual	2018 Estimate	2019 Projected
Number of Physical Servers	9	8	4
Number of Virtualized Servers	0	0	7
Number of Desktop PCs / Laptops	155	160	162
Number of Phones	102	104	105
Number of Mobile Phones	59	61	62
Number of Tablets	15	16	18
Number of Wireless Access Points	8	8	8

FUND GENERAL

DEPARTMENT: GENERAL GOVERNMT. BUILDINGS
 FUNCTION: GENERAL GOVERNMENT

Business Unit	Object Account	Description	2017 Actual	2018 Actual	2019 Adopted Budget	2020 Proposed Budget
0194	6102	F.T. REGULAR-WAGES & SALARIES	108,437	109,443	119,588	123,649
0194	6103	FULL TIME-REGULAR-OVERTIME	940	1,985		
0194	6104	PART TIME-WAGES & SALARIES	39,359	46,008	51,257	54,225
0194	6107	OVERTIME-PART TIME	-			
0194	6121	PERA CONTRIBUTIONS	11,086	11,666	12,813	13,341
0194	6122	FICA/MEDICARE CONTRIBUTIONS	11,281	11,775	13,069	13,607
0194	6131	GROUP INSURANCE	17,388	19,450	23,787	26,526
0194	6133	WORKERS COMP INSURANCE PREMIUM	5,059	6,523	5,755	7,880
0194	6221	CLEANING SUPPLIES	809	1,946	2,500	2,500
0194	6223	GASOLINE	1,598	3,111	3,000	3,000
0194	6225	DIESEL FUEL	608	978	2,000	2,000
0194	6231	UNIFORMS & TURN-OUT GEAR	1,665	2,278	1,850	1,850
0194	6249	MISCELLANEOUS OPERATING SUPPLY	12,314	15,313	15,000	16,000
0194	6257	OTHER VEHICLE PARTS	668	1,168	1,500	1,500
0194	6259	BUILDING MAINT/REPAIR SUPPLIES	2,419	3,067	5,000	5,000
0194	6275	OTHER EQUIPMENT PARTS		-		
0194	6281	SMALL TOOLS & MINOR EQUIPMENT	3,723	1,291	4,000	5,000
0194	6323	CELLULAR PHONES	1,385	1,705	1,800	1,800
0194	6361	GENERAL LIABILITY/PROPERTY INS	4,869	5,217	14,000	7,000
0194	6371	ELECTRIC UTILITIES	100,082	98,140	106,000	102,000
0194	6372	WATER/IRRIGATION	2,920	3,044	4,000	4,000
0194	6373	GAS	25,262	28,789	26,000	28,000
0194	6374	REFUSE/RECYCLING	3,824	3,882	4,500	4,500
0194	6381	BUILDING & STRUCTURE REPAIR	4,816	12,463	8,000	15,000
0194	6382	MACHINERY & EQUIPMENT REPAIR	7,206	12,587	10,000	15,000
0194	6388	OTHER VEHICLE REPAIR	1,395	1,771	2,000	2,000
0194	6415	OTHER EQUIPMENT RENTAL	-	-	1,000	-
0194	6417	UNIFORM RENTAL	-	-		
0194	6489	OTHER CONTRACTED SERVICES	75,566	80,216	85,000	90,000
0194	6520	BUILDINGS	-	-	-	-
0194	6550	MOTOR VEHICLES	-	-	58,000	-
Total Expenditure			444,677	483,815	581,419	545,378

PERSONNEL COMPLEMENT

Gen. Gov't. Bldgs.

Building Maintenance	2.63	3.13	3.13	3.13
Gen Govt Bldgs Total	2.63	3.13	3.13	3.13

DESCRIPTION OF SERVICES:

The General Government Buildings Department is responsible for cleaning city buildings and the repair and maintenance of all building systems.

BUDGET HIGHLIGHTS

- No major changes

GOALS OF CURRENT YEAR BUDGET:

- Clean and maintain our municipal buildings to the highest level possible
- Continue to prepare and support voting precincts during elections
- Respond to all maintenance requests in a timely manner

Performance Measurements:

	2017 Actual	2018 Estimate	2019 Projected
Buildings Maintained	12	12	12
Rooms Prepared for Meetings Annually	1175	1210	1210
Maintenance Request Cleared	40	40	40

FUND GENERAL

DEPARTMENT: NEWSLETTER
 FUNCTION: GENERAL GOVERNMENT

Business Unit	Object Account	Description	2017 Actual	2018 Actual	2019 Adopted Budget	2020 Proposed Budget
0195	6102	F.T. REGULAR-WAGES & SALARIES	2,533	4,751	5,548	5,715
0195	6121	PERA CONTRIBUTIONS	190	356	416	429
0195	6122	FICA/MEDICARE CONTRIBUTIONS	212	395	424	437
0195	6133	WORKERS COMP INSURANCE PREMIUM	11	25	44	46
0195	6322	POSTAGE	9,388	10,072	11,000	12,000
0195	6352	GENERAL NOTICE & PUBLIC INFOR	30,895	37,951	36,000	38,000
0195	6361	GENERAL LIABILITY/PROPERTY INS	436	493	-	550
Total Expenditure			43,663	54,043	53,432	57,177

DESCRIPTION OF SERVICES:

The community newsletter, The Ramsey Resident, is distributed to residential homes every two months. It is intended to provide public information about community events and local government.

BUDGET HIGHLIGHTS

- No Major Changes

GOALS OF CURRENT YEAR BUDGET:

- Implement refreshed Ramsey branding items into the newsletter

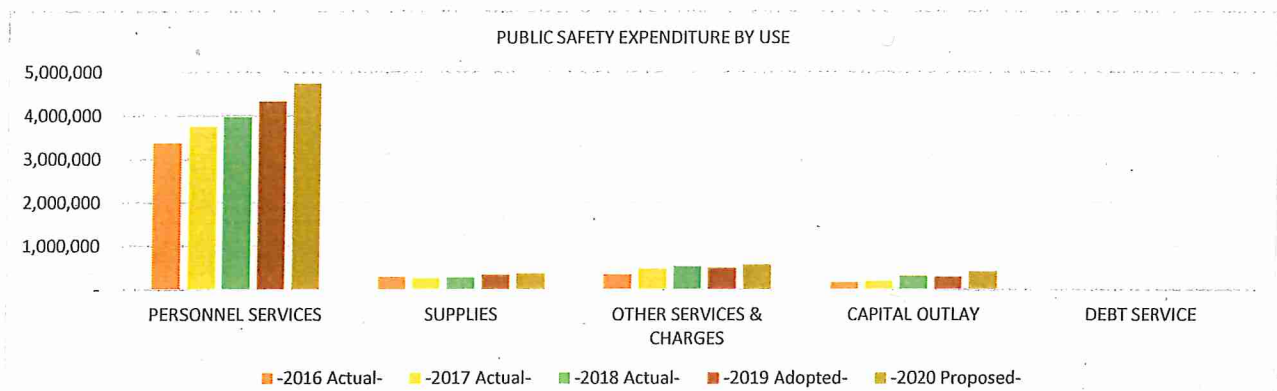
Performance Measurements:

	2017 Actual	2018 Estimate	2019 Projected
Number of newsletters completed annually	6	6	6
Number of full color newsletters completed annually	6	6	6
Number of pages published annually	80	100	100
Annual quantity of paid ads	50	60	60

GENERAL FUND 101 - GENERAL GOVERNMENT

PUBLIC SAFETY 211-280

EXPENDITURE BY OBJECT SUMMARY	-2016 Actual-	-2017 Actual-	-2018 Actual-	-2019 Adopted-	-2020 Proposed-
PERSONNEL SERVICES	3,372,310	3,753,481	3,970,489	4,338,746	4,743,469
SUPPLIES	296,136	269,254	283,527	334,045	366,950
OTHER SERVICES & CHARGES	343,427	476,948	530,344	497,754	572,222
CAPITAL OUTLAY	163,289	186,663	314,203	289,500	407,000
DEBT SERVICE	4,525	-	-	-	-
TOTAL EXPENDITURE BY OBJECT	4,179,687	4,686,345	5,098,563	5,460,045	6,089,641



LINE ITEM DETAIL BY COST CENTER OR SUB-FUNCTION

PUBLIC SAFETY 211-280

EXPENDITURE BY OBJECT RECAP ALL SUB-FUNCTIONS	-2016 Actual-	-2017 Actual-	-2018 Actual-	-2019 Adopted-	-2020 Proposed-
PERSONNEL SERVICES					
WAGES AND SALARIES					
6102 F.T. REGULAR-WAGES & SALARIES	2,234,989	2,494,105	2,629,530	2,933,552	3,159,171
6103 FULL TIME-REGULAR-OVERTIME	55,708	93,783	94,925	82,282	90,000
6104 PART TIME-WAGES & SALARIES	263,763	355,978	351,953	324,670	369,654
6105 TEMPORARY-WAGES & SALARIES	25,088	140	-	-	-
6107 OVERTIME-PART TIME	-	-	-	-	-
TOTAL WAGES AND SALARIES	2,579,548	2,944,005	3,076,408	3,340,504	3,618,825
OTHER GROSS EARNINGS					
6108 SEVERANCE PAY	62,374	5,398	6,894	-	-
TOTAL OTHER GROSS EARNINGS	62,374	5,398	6,894	-	-
EMPLOYER CONTRIBUTIONS					
6121 PERA CONTRIBUTIONS	361,593	391,409	418,119	475,892	533,525
6122 FICA/MEDICARE CONTRIBUTIONS	81,684	87,515	87,930	94,968	103,658
6131 GROUP INSURANCE	228,347	240,701	273,027	323,533	362,321
6132 DISABILITY INSURANCE	1,284	1,344	1,284	1,300	1,300
6133 WORKERS COMP INSURANCE PREMIUM	57,480	83,109	106,826	102,549	123,840
TOTAL EMPLOYER CONTRIBUTIONS	730,388	804,078	887,186	998,242	1,124,644
Total PERSONNEL SERVICES	3,372,310	3,753,481	3,970,489	4,338,746	4,743,469
SUPPLIES					
OFFICE SUPPLIES					
6204 STATIONERY, ENVELOPES & FORMS	3,219	2,836	1,894	3,000	3,000
6206 FILM, MICROFILM, TAPES, DISKS	566	1,045	1,150	1,300	1,300
6207 TRAINING SUPPLIES	3,365	1,449	1,951	2,500	2,500
6208 MISCELLANEOUS OFFICE SUPPLIES	4,696	4,859	3,335	5,950	5,450
TOTAL OFFICE SUPPLIES	11,846	10,189	8,330	12,750	12,250
OPERATING SUPPLIES					
6223 GASOLINE	63,169	63,790	73,963	80,000	78,500
6225 DIESEL FUEL	2,853	2,862	3,617	3,500	3,800
6227 LUBRICANTS & ADDITIVES	1,010	899	939	1,100	1,100
6229 SHOP MATERIALS	837	782	647	1,000	1,000
6231 UNIFORMS & TURN-OUT GEAR	49,973	48,735	45,597	58,750	64,750
6233 BATTERIES	1,131	1,226	1,105	1,500	1,500
6235 AMMUNITION	11,715	8,883	7,135	8,500	8,500
6237 CRIME SCENE KIT MATERIALS	1,107	822	894	1,000	1,000
6239 FIRST AID SUPPLIES	1,956	2,749	17,964	3,000	4,500
6241 COMMUNITY POLICING SUPPLIES	4,298	6,501	4,880	7,000	7,000
6249 MISCELLANEOUS OPERATING SUPPLY	48,411	34,205	43,103	51,275	47,350
TOTAL OPERATING SUPPLIES	186,460	171,453	199,844	216,625	219,000
REPAIR AND MAINTENANCE SUPPLIES					
6251 BATTERIES	106	1,573	2,051	3,500	3,000
6253 BRAKES	1,824	2,998	2,281	3,000	3,000
6255 TIRES	8,906	5,897	6,427	7,500	7,500
6257 OTHER VEHICLE PARTS	22,352	21,836	19,638	23,000	26,000
6259 BUILDING MAINT/REPAIR SUPPLIES	136	495	118	8,000	500
6266 SCBA-PARTS	9,370	5,071	2,292	5,000	5,000
6271 SIGN REPAIR MATERIALS	-	712	-	3,000	3,000
6275 OTHER EQUIPMENT PARTS	2,301	3,099	4,362	3,500	5,100
TOTAL REPAIR AND MAINTENANCE SUPPLIES	44,995	41,681	37,168	56,500	53,100
SMALL TOOLS AND MINOR EQUIPMENT					
6281 SMALL TOOLS & MINOR EQUIPMENT	52,835	45,931	38,186	47,970	82,400
TOTAL SMALL TOOLS AND MINOR EQUIPMENT	52,835	45,931	38,186	47,970	82,400
MERCHANDISE FOR RESALE					
6291 CULVERTS, SIGNS, STREET SUPPLY	-	-	-	200	200
TOTAL MERCHANDISE FOR RESALE	-	-	-	200	200
Total SUPPLIES	296,136	269,254	283,527	334,045	366,950
OTHER SERVICES & CHARGES					
PROFESSIONAL SERVICES					
6302 AUDITING & ACCOUNTING SERVICES	3,450	3,600	3,750	3,600	3,600
6315 MISCELLANEOUS PROFESSIONAL SER	83,693	143,511	160,494	122,000	158,000
TOTAL PROFESSIONAL SERVICES	87,143	147,111	164,244	125,600	161,600

COMMUNICATION						
6321	TELEPHONE	4,034	4,351	4,395	4,900	4,700
6322	POSTAGE	3,478	2,705	2,118	3,850	3,450
6323	CELLULAR PHONES	11,859	13,450	17,080	19,500	22,400
TOTAL COMMUNICATION		19,371	20,506	23,594	28,250	30,550
EMPLOYEE REIMBURSEMENTS						
6331	TRAVEL & LODGING	3,111	4,962	5,216	5,000	7,800
6334	MILEAGE REIMBURSEMENT	-	-	-	600	750
6335	TRAINING	40,990	58,064	55,005	54,000	64,100
TOTAL EMPLOYEE REIMBURSEMENTS		44,101	63,026	60,221	59,600	72,650
INSURANCE						
6361	GENERAL LIABILITY/PROPERTY INS	60,643	59,257	60,944	63,050	69,025
TOTAL INSURANCE		60,643	59,257	60,944	63,050	69,025
UTILITIES						
6371	ELECTRIC UTILITIES	34,302	31,295	31,589	35,200	34,200
6372	WATER/IRRIGATION	37	4,223	4,994	4,000	4,000
6373	GAS	7,343	5,594	6,077	7,000	7,000
6374	REFUSE/RECYCLING	704	1,014	1,122	1,200	1,200
TOTAL UTILITIES		42,386	42,127	43,782	47,400	46,400
REPAIRS AND MAINTENANCE - LABOR						
6382	MACHINERY & EQUIPMENT REPAIR	10,438	10,005	26,808	17,500	26,500
6383	OFFICE EQUIPMENT REPAIR	-	-	-	250	-
6386	BRAKE REPAIR	-	-	-	500	-
6388	OTHER VEHICLE REPAIR	18,002	36,715	45,129	42,000	38,000
6389	TOWING SERVICES	344	75	3,224	2,000	3,500
TOTAL REPAIRS AND MAINTENANCE - LABOR		28,784	46,796	75,161	62,250	68,000
REPAIRS AND MAINTENANCE - CONTRACTS						
6405	OFFICE & DATA PROCESSING EQUIP	12,424	34,424	41,370	42,629	50,072
TOTAL REPAIRS AND MAINTENANCE - CONTRACTS		12,424	34,424	41,370	42,629	50,072
RENTALS						
6413	OFFICE EQUIPMENT RENTAL	5,170	5,912	5,966	6,000	6,000
6415	OTHER EQUIPMENT RENTAL	22,660	36,471	31,613	30,125	35,125
TOTAL RENTALS		27,830	42,383	37,578	36,125	41,125
DUES, SUBSCRIPTIONS, AND REGISTRATION FEES						
6451	MEMBERSHIP DUES	5,848	5,760	5,421	8,100	9,000
6452	SUBSCRIPTIONS	-	645	-	1,000	1,000
TOTAL DUES, SUBSCRIPTIONS, AND REGISTRATION FEES		5,848	6,405	5,421	9,100	10,000
BOOKS AND PAMPHLETS						
6471	BOOKS & PAMPHLETS	1,569	468	3,020	2,250	4,300
TOTAL BOOKS AND PAMPHLETS		1,569	468	3,020	2,250	4,300
CONTRACTED SERVICES						
6489	OTHER CONTRACTED SERVICES	13,328	14,447	15,010	21,500	18,500
TOTAL CONTRACTED SERVICES		13,328	14,447	15,010	21,500	18,500
Total OTHER SERVICES & CHARGES		343,427	476,948	530,344	497,754	572,222
CAPITAL OUTLAY						
CAPITAL OUTLAY						
6540	HEAVY MACHINERY	-	-	-	-	-
6550	MOTOR VEHICLES	42,673	186,663	98,487	194,500	395,000
6580	OTHER EQUIPMENT	120,616	-	215,716	95,000	12,000
TOTAL CAPITAL OUTLAY		163,289	186,663	314,203	289,500	407,000
Total CAPITAL OUTLAY		163,289	186,663	314,203	289,500	407,000
DEBT SERVICE						
DEBT SERVICE						
6603	OTHER L.T. OBLIGATION PRINCIPA	4,525	-	-	-	-
TOTAL DEBT SERVICE		4,525	-	-	-	-
TOTAL DEBT SERVICE		4,525	-	-	-	-
TOTAL EXPENDITURES & OTHER FINANCING		4,179,687	4,686,345	5,098,563	5,460,045	6,089,641

FUND GENERAL

DEPARTMENT:

POLICE PROTECTION

FUNCTION:

PUBLIC SAFETY

Business Unit	Object Account	Description	2017 Actual	2018 Actual	2019 Adopted Budget	2020 Proposed Budget
0211	6102	F.T. REGULAR-WAGES & SALARIES	2,090,756	2,226,750	2,424,441	2,616,873
0211	6103	FULL TIME-REGULAR-OVERTIME	93,298	94,598	82,282	90,000
0211	6104	PART TIME-WAGES & SALARIES	72,868	86,060	71,193	117,469
0211	6105	TEMPORARY-WAGES & SALARIES	-	-	-	-
0211	6108	SEVERANCE PAY	5,398	6,894	-	-
0211	6121	PERA CONTRIBUTIONS	344,743	369,085	410,368	461,356
0211	6122	FICA/MEDICARE CONTRIBUTIONS	48,120	50,348	53,590	60,943
0211	6131	GROUP INSURANCE	197,416	226,600	267,262	298,275
0211	6133	WORKERS COMP INSURANCE PREMIUM	59,625	79,187	68,815	87,866
0211	6204	STATIONERY, ENVELOPES & FORMS	1,858	911	1,800	1,500
0211	6206	FILM, MICROFILM, TAPES, DISKS	764	1,150	1,000	1,000
0211	6207	TRAINING SUPPLIES	1,449	1,951	2,500	2,500
0211	6208	MISCELLANEOUS OFFICE SUPPLIES	3,634	2,579	4,000	3,500
0211	6223	GASOLINE	51,302	58,811	65,000	63,000
0211	6227	LUBRICANTS & ADDITIVES	899	939	1,100	1,100
0211	6229	SHOP MATERIALS	782	647	1,000	1,000
0211	6231	UNIFORMS & TURN-OUT GEAR	20,822	18,878	30,000	34,000
0211	6233	BATTERIES	1,226	1,105	1,500	1,500
0211	6235	AMMUNITION	8,883	7,135	8,500	8,500
0211	6237	CRIME SCENE KIT MATERIALS	822	894	1,000	1,000
0211	6239	FIRST AID SUPPLIES	1,588	15,719	1,500	2,500
0211	6249	MISCELLANEOUS OPERATING SUPPLY	7,988	5,742	9,025	9,100
0211	6251	BATTERIES	1,495	961	2,500	2,000
0211	6253	BRAKES	2,998	2,281	3,000	3,000
0211	6255	TIRES	5,897	6,427	7,500	7,500
0211	6257	OTHER VEHICLE PARTS	12,377	10,986	13,000	14,000
0211	6259	BUILDING MAINT/REPAIR SUPPLIES	495	118	8,000	500
0211	6275	OTHER EQUIPMENT PARTS	1,068	964	1,000	1,100
0211	6281	SMALL TOOLS & MINOR EQUIPMENT	31,523	17,568	22,370	37,300
0211	6315	MISCELLANEOUS PROFESSIONAL SER	12,029	3,444	12,000	8,000
0211	6321	TELEPHONE	2,212	2,233	2,300	2,300
0211	6322	POSTAGE	1,089	1,020	1,300	1,100
0211	6323	CELLULAR PHONES	7,205	10,166	9,700	12,500
0211	6331	TRAVEL & LODGING	4,035	4,716	4,000	4,500
0211	6334	MILEAGE REIMBURSEMENT	-	-	100	250
0211	6335	TRAINING	23,450	24,495	28,000	30,000
0211	6361	GENERAL LIABILITY/PROPERTY INS	37,871	42,787	40,000	45,000
0211	6382	MACHINERY & EQUIPMENT REPAIR	150	373	500	500
0211	6383	OFFICE EQUIPMENT REPAIR	-	-	250	-
0211	6386	BRAKE REPAIR	-	-	500	-
0211	6388	OTHER VEHICLE REPAIR	17,129	7,904	15,000	10,000
0211	6389	TOWING SERVICES	75	3,224	2,000	3,500
0211	6405	OFFICE & DATA PROCESSING EQUIP	2,957	2,830	3,500	8,800
0211	6413	OFFICE EQUIPMENT RENTAL	5,912	5,966	6,000	6,000
0211	6415	OTHER EQUIPMENT RENTAL	36,162	30,485	30,000	35,000
0211	6451	MEMBERSHIP DUES	3,639	2,422	3,100	3,500
0211	6489	OTHER CONTRACTED SERVICES	3,227	7,467	4,000	7,500
0211	6550	MOTOR VEHICLES	96,275	57,293	71,000	30,000
0211	6580	OTHER EQUIPMENT	-	-	-	12,000
Total Expenditure			3,323,510	3,502,113	3,796,496	4,148,832

PERSONNEL COMPLEMENT

Police Chief	1.00	1.00	1.00	1.00
Captain	2.00	2.00	2.00	2.00
Sergeant	4.00	4.00	4.00	4.00
Drug Task Force Officer	1.00	1.00	1.00	1.00
Patrol Officer	17.00	17.00	19.00	19.00
Community Service Officer	1.26	1.26	1.26	1.26
Police Office Supervisor	1.00	1.00	1.00	1.00
Clerical/Support Personnel	2.00	2.50	2.50	3.25
Code Enforcement Intern	-	-	-	-
Public Safety Total	29.26	29.76	31.76	32.51

6550 Motor Vehicles

Ford Interceptor	58,975	28,646	30,500	30,000
Tahoe	37,300	28,647	40,500	
	96,275	57,293	71,000	30,000

6580 Other Equipment

ATV	-	-	-	12,000
	-	-	-	-
	-	-	-	12,000

DESCRIPTION OF SERVICES:

The Police Department is responsible for the protection of life and property and an atmosphere of community security through the deterrence of criminal activity by visible patrols; the enforcement of traffic laws; the apprehension of criminal offenders; emergency response services; and the delivery of other community services such as animal control and school liaison. The department provides for the investigation of criminal incidents and the apprehension of criminal offenders through the gathering, analysis, preservation and presentation of evidence.

BUDGET HIGHLIGHTS

- Part-Time (25 hour week) Police Records Retention - \$31,996
- Pera: Change in rate from 16.95% to 17.7% - \$18,360
- Rifle Replacement (10) - \$49,000 (line item 6281)
- Smartphone App for transcription - replace obsolete transcription software/digital recorders - \$5,300 (6405)
- Capital Equipment: Replace Chief's Car (2007 Lincoln MKZ-orig seized) with State Bid Car - \$30,000
- Capital Equipment: ATV replacement of 2004 Polaris - \$12,000

GOALS OF CURRENT YEAR BUDGET:

- Reduce Illegal drug activity in the community
- Adequately staff public safety based on changing demographics
- Leverage technology to create operational efficiencies
- Enhance traffic safety in the community

Performance Measurements:

	2018 Actual	2019 Estimate	2020 Projected
Police Department Activity			
Dispatched Calls for Service	12102	12800	12800
Motor Vehicle Accidents	466	450	480
Citations and Warnings	1812	2000	2000
Criminal	1257	1500	1400
Non-Criminal	7413	5400	7500
State CPM Performance Measurement Results	2016	2017	2018
Part 1 and Part 2 Crime Rates (per 1000)	13.47/24.21	16.25/23.72	1 yr lag
Part 1 and Part 2 Crime Clearance Rates (per 1000)	52%	46%	1 yr lag
Average police response times	3:23	4:25	5:42

FUND GENERAL

DEPARTMENT: FIRE PROTECTION
 FUNCTION: PUBLIC SAFETY

Business Unit	Object Account	Description	2017 Actual	2018 Actual	2019 Adopted Budget	2020 Proposed Budget
0220	6102	F.T. REGULAR-WAGES & SALARIES	178,271	192,691	267,950	287,632
0220	6103	FULL TIME-REGULAR-OVERTIME	485	327		
0220	6104	PART TIME-WAGES & SALARIES	283,110	260,022	253,477	252,185
0220	6105	TEMPORARY-WAGES & SALARIES				
0220	6108	SEVERANCE PAY				
0220	6121	PERA CONTRIBUTIONS	30,651	32,865	47,437	53,069
0220	6122	FICA/MEDICARE CONTRIBUTIONS	21,917	21,170	22,929	23,234
0220	6131	GROUP INSURANCE	16,824	18,479	30,627	40,488
0220	6132	DISABILITY INSURANCE	1,344	1,284	1,300	1,300
0220	6133	WORKERS COMP INSURANCE PREMIUM	20,840	24,715	28,720	30,143
0220	6206	FILM, MICROFILM, TAPES, DISKS	-	-		
0220	6208	MISCELLANEOUS OFFICE SUPPLIES	1,014	356	1,200	1,200
0220	6223	GASOLINE	10,266	12,220	12,000	12,500
0220	6225	DIESEL FUEL	2,862	3,617	3,500	3,800
0220	6231	UNIFORMS & TURN-OUT GEAR	27,493	26,159	28,000	30,000
0220	6233	BATTERIES	-	-		
0220	6239	FIRST AID SUPPLIES	1,162	2,245	1,500	2,000
0220	6249	MISCELLANEOUS OPERATING SUPPLY	13,850	14,171	24,000	20,000
0220	6255	TIRES	-	-		
0220	6257	OTHER VEHICLE PARTS	9,459	8,652	10,000	12,000
0220	6266	SCBA-PARTS	5,071	2,292	5,000	5,000
0220	6275	OTHER EQUIPMENT PARTS	-	-		
0220	6281	SMALL TOOLS & MINOR EQUIPMENT	14,301	20,561	25,000	45,000
0220	6302	AUDITING & ACCOUNTING SERVICES	3,600	3,750	3,600	3,600
0220	6315	MISCELLANEOUS PROFESSIONAL SER	-	-		
0220	6321	TELEPHONE	1,748	1,772	2,000	1,800
0220	6322	POSTAGE	267	251	500	300
0220	6323	CELLULAR PHONES	5,590	6,256	6,000	6,200
0220	6335	TRAINING	29,809	27,695	22,000	28,000
0220	6361	GENERAL LIABILITY/PROPERTY INS	16,203	12,402	18,000	18,000
0220	6371	ELECTRIC UTILITIES	17,814	18,308	21,000	20,000
0220	6372	WATER/IRRIGATION	4,223	4,994	4,000	4,000
0220	6373	GAS	5,594	6,077	7,000	7,000
0220	6374	REFUSE/RECYCLING	1,014	1,122	1,200	1,200
0220	6388	OTHER VEHICLE REPAIR	19,586	37,225	27,000	28,000
0220	6405	OFFICE & DATA PROCESSING EQUIP	6,983	14,056	14,645	16,272
0220	6451	MEMBERSHIP DUES	1,566	2,035	2,500	2,000
0220	6452	SUBSCRIPTIONS	645	-	1,000	1,000
0220	6471	BOOKS & PAMPHLETS	379	95	1,000	1,000
0220	6489	OTHER CONTRACTED SERVICES	1,870	3,038	6,000	3,500
0220	6550	MOTOR VEHICLES	90,388	41,195	45,000	365,000
0220	6580	OTHER EQUIPMENT	-	177,160	95,000	
Total Expenditure			846,201	999,255	1,040,085	1,326,423

PERSONNEL COMPLEMENT

Fire Chief	1.00	1.00	1.00	1.00
Fire Secretary	0.70	0.70	0.70	0.70
Fire Inspector			1.00	1.00
Fire Marshall	1.00	1.00	1.00	1.00
Firefighters	7.58	7.58	7.58	7.58
Fire Total	10.28	10.28	11.28	11.28

6550 Motor Vehicles

Duty Officer Truck	43,236	-	-	-
1st half funding Replace 1999 Fire Engine #556				325,000
Replace Fire Prevention Veh #386				40,000
Replace Grass Truck #21		41,195	-	-
Replace Fire Prevention Veh #566			45,000	-
Replace Fire Chief Vehicle	47,152	-	-	-
	90,388	41,195	45,000	365,000

6580 Other Equipment

800 MHZ Radio - 3 Year Funding	-	-	-	-
SCBA's - 28	-	177,160	-	-
Thermal Imaging Camera			30,000	
Bullex Attack Training Prop			15,000	
Extrication Tools			50,000	
Rescue Truck #1 Box	-	-	-	-
	-	177,160	95,000	-

BUDGET HIGHLIGHTS

- Replace 5-years old Getec Tablets in all emergency vehicles - \$20,000
- Capital Equipment: Replace 1999 Fire Engine over 2 years: \$325,000 annually
- Capital Equipment: Replace 2008 Chev. Tahoe Fire Prevention Vehicle - \$40,000
-

GOALS OF CURRENT YEAR BUDGET:

- Increase resident safety and fire prevention education through a community outreach program
- Revise and update emergency operations plan
- Develop and execute action plan for conducting pre-incident planning of structures
- Establish and maintain programs that enhance the health and fitness of all department employees
- Ensure adequate staff numbers to meet increased demand of calls for service

Performance Measurements:

	2018 Actual	2019 Estimate	2020 Projected
Number of Calls for Service	821	900	1000
Mutual Aid	44	40	40
Given	33	25	25
Received	11	15	15
Number of firefighters	52	55	55
Prevention:			
# of Public Education contacts	62	70	75
# of commercial property inspections	194	200	250
# of permits issued	90	140	150
State CPM Performance Measurement Results	2016	2017	2018
Insurance industry rating of fire services	5/7	4/7	4/7
Fire calls per 1,000 population	11.7	14.56	16.7
Average response times	8:27	8:23	8:16
EMS calls per 1,000 population	7.6	13	14.85

FUND GENERAL

DEPARTMENT: PROTECTIVE INSPECTIONS
 FUNCTION: PUBLIC SAFETY

Business Unit	Object Account	Description	2017 Actual	2018 Actual	2019 Adopted Budget	2020 Proposed Budget
0240	6102	F.T. REGULAR-WAGES & SALARIES	195,266	185,628	192,180	197,530
0240	6103	FULL TIME-REGULAR-OVERTIME	-	-		
0240	6104	PART TIME-WAGES & SALARIES	-	5,871		
0240	6105	TEMPORARY-WAGES & SALARIES	-	-		
0240	6108	SEVERANCE PAY	-	4,541		
0240	6121	PERA CONTRIBUTIONS	14,627	14,291	14,413	14,815
0240	6122	FICA/MEDICARE CONTRIBUTIONS	14,524	14,566	14,702	15,111
0240	6131	GROUP INSURANCE	26,461	27,948	25,644	23,558
0240	6133	WORKERS COMP INSURANCE PREMIUM	935	1,133	1,538	1,580
0240	6204	STATIONERY, ENVELOPES & FORMS	528	983	800	1,000
0240	6208	MISCELLANEOUS OFFICE SUPPLIES	211	400	750	750
0240	6223	GASOLINE	2,221	2,932	3,000	3,000
0240	6231	UNIFORMS & TURN-OUT GEAR	420	560	750	750
0240	6249	MISCELLANEOUS OPERATING SUPPLY	1,686	1,093	2,500	2,500
0240	6315	MISCELLANEOUS PROFESSIONAL SER	131,482	157,050	110,000	150,000
0240	6321	TELEPHONE	390	390	600	600
0240	6322	POSTAGE	1,345	847	2,000	2,000
0240	6323	CELLULAR PHONES	655	658	2,500	2,500
0240	6331	TRAVEL AND LODGING				2,000
0240	6334	MILEAGE REIMBURSEMENT	-	-	500	500
0240	6335	TRAINING	4,365	1,945	3,000	5,000
0240	6361	GENERAL LIABILITY/PROPERTY INS	4,372	4,468	4,200	4,600
0240	6405	OFFICE & DATA PROCESSING EQUIP	24,484	24,484	24,484	25,000
0240	6451	MEMBERSHIP DUES	435	435	1,000	2,000
0240	6471	BOOKS & PAMPHLETS	-	-	1,000	3,000
0240	6550	MOTOR VEHICLES	-	-	78,500	
Total Expenditure			424,406	450,223	484,061	457,794

PERSONNEL COMPLEMENT

Building Official	1.00	1.00	1.00	1.00
Building Inspections Intern	0.50	-	-	-
Permit Technician	2.00	2.00	1.81	1.81
Inspectors	0.25	0.25	0.25	0.25
Building Inspection Total	3.75	3.25	3.06	3.06

6550 Motor Vehicles

Replace Veh #401	-	-	22,500	
Replace Veh #405			29,000	
Replace Veh #406			27,000	
			78,500	-

DESCRIPTION OF SERVICES:

The mission of the Community Development Department is to guide residential and commercial growth through comprehensive planning processes and administer the city's building and zoning codes in a equitable and professional manner to promote and sustain public safety, quality of life, and the health and well being of the whole community.

The purpose of the Building Division is to help ensure all your construction projects meet the requirements of both the Minnesota State Building Code and the City Zoning regulations.

BUDGET HIGHLIGHTS

- Contracted Services based on recent growth history - \$40,000 (line item 6315)

GOALS OF CURRENT YEAR BUDGET:

- Complete standard residential plan review within 10 business days.
- Complete standard commercial plan review within 30 business days.
- Allow for inspection availability within 48 hours.

Performance Measurements:				
		2017 Actual	2018 Estimate	2019 Projected
New Residential Units		175	75	150
Total Permits		2,200	2,250	2,250
Number of Inspections		6,200	6,250	6,250

FUND GENERAL

DEPARTMENT: CIVIL DEFENSE
 FUNCTION: PUBLIC SAFETY

Business Unit	Object Account	Description	2017 Actual	2018 Actual	2019 Adopted Budget	2020 Proposed Budget
0250	6251	BATTERIES	78	1,090	1,000	1,000
0250	6275	OTHER EQUIPMENT PARTS	2,031	3,398	2,500	4,000
0250	6361	GENERAL LIABILITY/PROPERTY INS	57	106	100	125
0250	6371	ELECTRIC UTILITIES	935	1,020	1,200	1,200
0250	6382	MACHINERY & EQUIPMENT REPAIR	2,627	6,013	4,000	6,000
Total Expenditure			5,729	11,627	8,800	12,325

DESCRIPTION OF SERVICES:
 The Civil Defence budget funds expenditures related to the city-wide emergency siren notification system.

BUDGET HIGHLIGHTS

- No Major Changes

GOALS OF CURRENT YEAR BUDGET:

- Maintain infrastructure of siren warning system

Performance Measurements:

	2017 Actual	2018 Estimate	2019 Projected
Number of Sirens	17	17	17

FUND GENERAL

DEPARTMENT: TRAFFIC ENGINEERING
 FUNCTION: PUBLIC SAFETY

Business Unit	Object Account	Description	2017 Actual	2018 Actual	2019 Adopted Budget	2020 Proposed Budget
0260	6102	F.T. REGULAR-WAGES & SALARIES	29,811	24,461	48,981	57,136
0260	6103	FULL TIME-REGULAR-OVERTIME	-	-		
0260	6105	TEMPORARY-WAGES & SALARIES	140	-		
0260	6121	PERA CONTRIBUTIONS	1,388	1,878	3,674	4,285
0260	6122	FICA/MEDICARE CONTRIBUTIONS	2,954	1,845	3,747	4,370
0260	6133	WORKERS COMP INSURANCE PREMIUM	1,708	1,790	3,476	4,251
0260	6249	MISCELLANEOUS OPERATING SUPPLY	10,120	21,921	15,000	15,000
0260	6271	SIGN REPAIR MATERIALS	712	-	3,000	3,000
0260	6361	GENERAL LIABILITY/PROPERTY INS	668	1,081	750	1,200
0260	6371	ELECTRIC UTILITIES	12,546	12,261	13,000	13,000
0260	6382	MACHINERY & EQUIPMENT REPAIR	7,228	20,422	13,000	20,000
0260	6489	CONTRACTED SERVICES	395	300	3,500	3,500
0260	6580	OTHER EQUIPMENT	-	38,556		
Total Expenditure			67,670	124,516	108,128	125,742

DESCRIPTION OF SERVICES:
 The Traffic Engineering budget funds the installation and maintenance of traffic signage on, above, and/or near city streets.

BUDGET HIGHLIGHTS

- No major changes. Staff time redistributed between streets, traffic engr & snow plowing

GOALS OF CURRENT YEAR BUDGET:

- Continue to meet FHWA guidelines for traffic signage
- Replace damaged or defective signs within 48 hours
- Bring signage up to current standards on all reconstruct and overlay projects
- Continue to support Engineering and Community Development departments with traffic issues

Performance Measurements:		2017 Actual	2018 Estimate	2019 Projected
Total Hours		650	610	610
Number of Traffic Signs in System		2360	2390	2390
Number of Traffic Counts Performed		90	15	15

FUND GENERAL

DEPARTMENT: ANIMAL CONTROL
 FUNCTION: PUBLIC SAFETY

Business Unit	Object Account	Description	2017 Actual	2018 Actual	2019 Adopted Budget	2020 Proposed Budget
0270	6249	MISCELLANEOUS OPERATING SUPPLY	562	176	750	750
0270	6281	SMALL TOOLS & MINOR EQUIPMENT	-	-	500	-
0270	6489	OTHER CONTRACTED SERVICES	8,955	4,205	8,000	4,000
Total Expenditure			9,517	4,381	9,250	4,750

DESCRIPTION OF SERVICES:

This fund covers expenditures related to animal control which is provided on a contractual basis with North Metro Animal Care.

BUDGET HIGHLIGHTS

- No Major Changes

GOALS OF CURRENT YEAR BUDGET:

- Provide animal containment services to residents

Performance Measurements:

	2017 Actual	2018 Estimate	2019 Projected
Animal Complaints	434	456	456
Number of Animals Impounded	62	70	70
Number of Animals Released to Owners	55	59	59
Number of Euthanizations	2	0	0

FUND GENERAL

DEPARTMENT: COMMUNITY ORIENTATING POLICE

FUNCTION: PUBLIC SAFETY

Business Unit	Object Account	Description	2017 Actual	2018 Actual	2019 Adopted Budget	2020 Proposed Budget
0280	6204	STATIONERY, ENVELOPES & FORMS	451	-	400	500
0280	6206	FILM, MICROFILM, TAPES, DISKS	281	-	300	300
0280	6241	COMMUNITY POLICING SUPPLIES	6,501	4,880	7,000	7,000
0280	6281	SMALL TOOLS & MINOR EQUIPMENT	107	56	100	100
0280	6291	CULVERTS, SIGNS, STREET SUPPLY	-	-	200	200
0280	6322	POSTAGE	3	1	50	50
0280	6323	CELL PHONES			1,300	1,200
0280	6331	TRAVEL & LODGING	927	500	1,000	1,300
0280	6335	TRAINING	440	870	1,000	1,100
0280	6361	GENERAL LIABILITY/PROPERTY INS	85	100		100
0280	6415	OTHER EQUIPMENT RENTAL	309	1,127	125	125
0280	6451	MEMBERSHIP DUES	120	530	1,500	1,500
0280	6471	BOOKS & PAMPHLETS	89	2,925	250	300
Total Expenditure			9,313	10,990	13,225	13,775

DESCRIPTION OF SERVICES:

The Community Orientating Policing funds expenditures related to community programs such as: Kids Safety Camp, Car Seat Inspections, Night to Unite, Pet Clinics, Bike Helmet Fitting and Sale, Police Explorers, and Drug Take Back Program

BUDGET HIGHLIGHTS

- No Major Changes

GOALS OF CURRENT YEAR BUDGET:

- Increase participation in community based programs

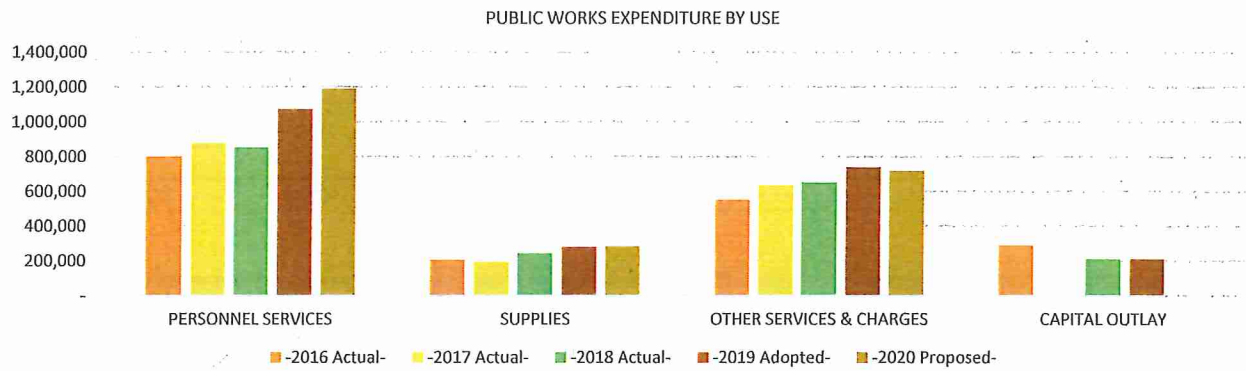
Performance Measurements:

	2017 Actual	2018 Estimate	2019 Projected
# of participants attending Kids Safety Camp	126	125	125
# of car seat inspections	32	50	50
Night to Unite - # of Parties	44	45	45
# of animals served at Pet Clinics	125	231	231

GENERAL FUND 101 - GENERAL GOVERNMENT

PUBLIC WORKS 301-312

EXPENDITURE BY OBJECT SUMMARY	-2016 Actual-	-2017 Actual-	-2018 Actual-	-2019 Adopted-	-2020 Proposed-
PERSONNEL SERVICES	800,870	876,691	851,970	1,072,463	1,189,464
SUPPLIES	206,416	192,321	241,961	279,450	282,350
OTHER SERVICES & CHARGES	551,129	633,736	649,658	739,450	719,800
CAPITAL OUTLAY	288,428	-	211,093	210,750	-
TOTAL EXPENDITURE BY OBJECT	1,846,843	1,702,747	1,954,682	2,302,113	2,191,614



LINE ITEM DETAIL BY COST CENTER OR SUB-FUNCTION

PUBLIC WORKS 301-312

EXPENDITURE BY OBJECT RECAP ALL SUB-FUNCTIONS		-2016 Actual-	-2017 Actual-	-2018 Actual-	-2019 Adopted-	-2020 Proposed-
PERSONNEL SERVICES						
WAGES AND SALARIES						
6102	F.T. REGULAR-WAGES & SALARIES	544,621	619,386	594,983	734,383	787,278
6103	FULL TIME-REGULAR-OVERTIME	22,263	14,264	22,650	17,000	18,000
6105	TEMPORARY-WAGES & SALARIES	22,725	24,491	19,178	52,320	56,230
6106	OVERTIME-TEMPORARY	1,620	1,981	1,404	-	-
TOTAL WAGES AND SALARIES		591,229	660,122	638,215	803,703	861,508
OTHER GROSS EARNINGS						
6108	SEVERANCE PAY	-	1,258	3,678	-	-
TOTAL OTHER GROSS EARNINGS		-	1,258	3,678	-	-
EMPLOYER CONTRIBUTIONS						
6121	PERA CONTRIBUTIONS	45,260	46,123	43,216	56,429	62,892
6122	FICA/MEDICARE CONTRIBUTIONS	46,267	49,548	47,778	62,654	67,894
6131	GROUP INSURANCE	96,182	90,290	87,178	105,186	150,779
6133	WORKERS COMP INSURANCE PREMIUM	21,932	29,350	31,905	44,491	46,391
TOTAL EMPLOYER CONTRIBUTIONS		209,641	215,310	210,077	268,760	327,956
Total PERSONNEL SERVICES		800,870	876,691	851,970	1,072,463	1,189,464
SUPPLIES						
OFFICE SUPPLIES						
6205	DRAFTING SUPPLIES	200	-	-	250	200
6208	MISCELLANEOUS OFFICE SUPPLIES	1,899	1,079	1,803	1,400	1,800
TOTAL OFFICE SUPPLIES		2,099	1,079	1,803	1,650	2,000
OPERATING SUPPLIES						
6221	CLEANING SUPPLIES	-	-	-	-	-
6223	GASOLINE	10,862	10,261	13,235	13,000	13,800
6225	DIESEL FUEL	21,068	25,095	34,393	33,000	34,000
6227	LUBRICANTS & ADDITIVES	2,036	2,662	3,072	4,000	4,000
6229	SHOP MATERIALS	910	1,378	2,588	4,000	4,000
6231	UNIFORMS & TURN-OUT GEAR	4,506	3,275	4,582	4,500	4,700
6249	MISCELLANEOUS OPERATING SUPPLY	9,923	8,974	6,769	10,500	8,800
TOTAL OPERATING SUPPLIES		49,305	51,644	64,639	69,000	69,300
REPAIR AND MAINTENANCE SUPPLIES						
6257	OTHER VEHICLE PARTS	46,423	50,771	63,272	55,000	60,500
6259	BUILDING MAINT/REPAIR SUPPLIES	1,958	2,277	667	6,000	3,000
6261	SAND & GRAVEL	1,951	2,096	2,355	4,000	4,000
6263	SALT	72,561	44,124	72,544	93,600	94,200
6265	ASPHALT	13,489	21,053	11,129	21,000	21,000
6267	OTHER STREET MAINTENANCE SUPPL	1,933	1,678	4,279	5,700	5,700
6269	LANDSCAPE MATERIALS	5,361	2,296	5,929	7,500	7,500
6275	OTHER EQUIPMENT PARTS	-	-	-	-	-
TOTAL REPAIR AND MAINTENANCE SUPPLIES		143,676	124,296	160,176	192,800	195,900
SMALL TOOLS AND MINOR EQUIPMENT						
6281	SMALL TOOLS & MINOR EQUIPMENT	11,336	15,302	15,343	16,000	15,150
TOTAL SMALL TOOLS AND MINOR EQUIPMENT		11,336	15,302	15,343	16,000	15,150
Total SUPPLIES		206,416	192,321	241,961	279,450	282,350
OTHER SERVICES & CHARGES						
PROFESSIONAL SERVICES						
6315	MISCELLANEOUS PROFESSIONAL SER	17,921	23,209	21,585	54,000	29,000
TOTAL PROFESSIONAL SERVICES		17,921	23,209	21,585	54,000	29,000
COMMUNICATION						
6321	TELEPHONE	2,122	2,140	2,182	2,200	2,300
6322	POSTAGE	1,558	812	1,221	2,200	2,700
6323	CELLULAR PHONES	5,468	5,944	6,662	6,500	6,500
TOTAL COMMUNICATION		9,148	8,896	10,065	10,900	11,500

EMPLOYEE REIMBURSEMENTS						
6331	TRAVEL & LODGING	184	64	145	1,000	500
6335	TRAINING	6,950	8,039	8,236	10,500	7,700
TOTAL EMPLOYEE REIMBURSEMENTS		7,134	8,103	8,380	11,500	8,200
INSURANCE						
6361	GENERAL LIABILITY/PROPERTY INS	33,342	21,384	22,473	30,700	28,000
TOTAL INSURANCE		33,342	21,384	22,473	30,700	28,000
UTILITIES						
6371	ELECTRIC UTILITIES	6,386	7,480	7,422	8,500	8,500
6372	WATER/IRRIGATION	1,315	2,552	2,677	3,500	3,000
6373	GAS	3,654	4,549	5,304	5,000	5,000
6374	REFUSE/RECYCLING	1,791	2,409	3,912	2,400	2,800
TOTAL UTILITIES		13,146	16,990	19,317	19,400	19,300
REPAIRS AND MAINTENANCE - LABOR						
6381	BUILDING & STRUCTURE REPAIR	3,956	3,719	2,102	10,000	3,000
6382	MACHINERY & EQUIPMENT REPAIR	1,780	591	6,704	3,000	5,000
6387	TIRE MOUNTING & BALANCING	-	746	278	800	800
6388	OTHER VEHICLE REPAIR	8,804	13,744	19,809	20,000	23,000
TOTAL REPAIRS AND MAINTENANCE - LABOR		14,540	18,800	28,894	33,800	31,800
REPAIRS AND MAINTENANCE - CONTRACTS						
6404	MACHINERY & EQUIPMENT	1,348	1,332	1,221	1,500	1,500
6405	OFFICE & DATA PROCESSING EQUIP	6,185	1,750	-	3,500	1,900
TOTAL REPAIRS AND MAINTENANCE - CONTRACTS		7,533	3,082	1,221	5,000	3,400
RENTALS						
6415	OTHER EQUIPMENT RENTAL	9,825	9,946	60,355	60,000	70,000
6417	UNIFORM RENTAL	4,787	1,255	1,268	2,500	1,800
TOTAL RENTALS		14,612	11,201	61,623	62,500	71,800
DUES, SUBSCRIPTIONS, AND REGISTRATION FEES						
6451	MEMBERSHIP DUES	1,119	999	1,484	1,400	1,650
TOTAL DUES, SUBSCRIPTIONS, AND REGISTRATION FEES		1,119	999	1,484	1,400	1,650
BOOKS AND PAMPHLETS						
6471	BOOKS & PAMPHLETS	-	92	35	250	150
TOTAL BOOKS AND PAMPHLETS		-	92	35	250	150
CONTRACTED SERVICES						
6488	STREET MAINTENANCE CONTRACT	403,384	485,987	467,265	500,000	500,000
6489	OTHER CONTRACTED SERVICES	29,250	34,993	7,316	10,000	15,000
TOTAL CONTRACTED SERVICES		432,634	520,981	474,582	510,000	515,000
Total OTHER SERVICES & CHARGES		551,129	633,736	649,658	739,450	719,800
CAPITAL OUTLAY						
CAPITAL OUTLAY						
6540	HEAVY MACHINERY	178,973	-	197,061	179,250	-
6550	MOTOR VEHICLES	35,171	-	-	31,500	-
6580	OTHER EQUIPMENT	74,284	-	14,032	-	-
TOTAL CAPITAL OUTLAY		288,428	-	211,093	210,750	-
Total CAPITAL OUTLAY		288,428	-	211,093	210,750	-
TOTAL EXPENDITURES & OTHER FINANCING		1,846,843	1,702,747	1,954,682	2,302,113	2,191,614

FUND GENERAL

DEPARTMENT: ENGINEERING
 FUNCTION: PUBLIC WORKS

Business Unit	Object Account	Description	2017 Actual	2018 Actual	2019 Adopted Budget	2020 Proposed Budget
0301	6102	F.T. REGULAR-WAGES & SALARIES	185,098	132,852	215,232	269,947
0301	6103	FULL TIME-REGULAR-OVERTIME	10,526	6,020	5,000	6,000
0301	6104	PART TIME-WAGES & SALARIES	13,320	12,784		
0301	6105	TEMPORARY-WAGES & SALARIES	13,320	10,046	29,120	33,280
0301	6106	OVERTIME-TEMPORARY	1,981	1,404		
0301	6121	PERA CONTRIBUTIONS	13,159	7,989	17,195	23,192
0301	6122	FICA/MEDICARE CONTRIBUTIONS	15,833	11,695	19,076	23,656
0301	6131	GROUP INSURANCE	27,360	19,753	28,235	46,983
0301	6133	WORKERS COMP INSURANCE PREMIUM	742	687	2,117	2,114
0301	6205	DRAFTING SUPPLIES	-	-	250	200
0301	6208	MISCELLANEOUS OFFICE SUPPLIES	809	1,706	1,000	1,500
0301	6223	GASOLINE	3,608	3,540	4,000	3,800
0301	6231	UNIFORMS & TURN-OUT GEAR	1,661	1,711	2,000	2,000
0301	6249	MISCELLANEOUS OPERATING SUPPLY	260	98	2,000	300
0301	6257	OTHER VEHICLE PARTS	936	1,436	1,000	500
0301	6281	SMALL TOOLS & MINOR EQUIPMENT	130	144	1,000	150
0301	6315	MISCELLANEOUS PROFESSIONAL SER	6,813	4,730	30,000	5,000
0301	6321	TELEPHONE	1,106	1,140	1,100	1,200
0301	6322	POSTAGE	730	980	2,000	2,500
0301	6323	CELLULAR PHONES	2,778	3,268	3,000	3,000
0301	6331	TRAVEL & LODGING	64	145	1,000	500
0301	6335	TRAINING	4,282	3,148	6,500	3,200
0301	6361	GENERAL LIABILITY/PROPERTY INS	3,682	2,593	4,700	3,500
0301	6405	OFFICE & DATA PROCESSING EQUIP	1,750	-	3,500	1,900
0301	6451	MEMBERSHIP DUES	662	1,239	1,000	1,250
0301	6471	BOOKS & PAMPHLETS	92	35	250	150
0301	6550	MOTOR VEHICLES	-	-	31,500	-
Total Expenditure			310,698	229,140	411,775	435,822

PERSONNEL COMPLEMENT

City Engineer	1.00	1.00	1.00	1.00
Engineering Tech IV	1.00	1.00	0.50	1.00
Engineering Tech II	1.00	1.00	1.00	1.00
Engineering Tech III	1.00	1.00	1.00	-
Civil Engineer IV	1.00	1.00	1.00	1.00
Civil Engineer II	-	-	-	1.00
Secretary (Moved to PW)	1.00	1.00	-	-
Administrative Assistant	-	-	0.50	1.00
Interns	1.00	1.00	1.00	1.00
Engineering Total	7.00	7.00	6.00	7.00

6550 Motor Vehicles

Replace Veh #402	-	-	31,500	-
------------------	---	---	--------	---

DESCRIPTION OF SERVICES:

The Engineering budget covers engineering functions not charged to specific projects. The City Engineer oversees all engineering including working with the Minnesota Department of Transportation, Anoka County, other cities and regulating agencies, maintaining mapping and GIS data, managing stormwater runoff, responding to citizen and staff requests, and general engineering functions.

BUDGET HIGHLIGHTS

- Reclass Engineering Tech III to Civil Engineer II - \$1,485
-

GOALS OF CURRENT YEAR BUDGET:

- Develop and implement a long-term trail maintenance program
- Develop and implement a long-term stormwater pond maintenance program
- Conduct CSAH 5/Nowthen Blvd. transportation corridor study and develop improvements program
- Conduct TH 47/St. Francis Blvd. transportation corridor study and develop improvements program
- Develop and plan for key infrastructure improvements (AUAR, utilities, transportation)
- Work with other cities/regulating agencies to identify sustainable regional water supply solutions
- Implement Infrastructure Asset Management System Upgrades

Performance Measurements:

		2018 Estimate	2019 Projected	2020 Projected
Active Engineering Projects		12	12	11
Completed Engineering Projects		9	10	10
Infrastructure Asset Management System Upgrades		1		1

FUND GENERAL

DEPARTMENT: STREET MAINTENANCE
 FUNCTION: PUBLIC WORKS

Business Unit	Object Account	Description	2017 Actual	2018 Actual	2019 Adopted Budget	2020 Proposed Budget
0311	6102	F.T. REGULAR-WAGES & SALARIES	372,845	367,183	434,348	418,270
0311	6103	FULL TIME-REGULAR-OVERTIME	331	810	2,000	2,000
0311	6105	TEMPORARY-WAGES & SALARIES	9,070	2,888	13,200	13,200
0311	6108	SEVERANCE PAY	1,258	3,678		
0311	6121	PERA CONTRIBUTIONS	28,040	27,316	32,124	31,520
0311	6122	FICA/MEDICARE CONTRIBUTIONS	28,593	27,607	35,560	35,149
0311	6131	GROUP INSURANCE	62,930	67,425	76,951	103,796
0311	6133	WORKERS COMP INSURANCE PREMIUM	24,770	21,034	37,090	33,872
0311	6208	MISCELLANEOUS OFFICE SUPPLIES	270	97	400	300
0311	6221	CLEANING SUPPLIES	-	-		
0311	6223	GASOLINE	6,653	9,695	9,000	10,000
0311	6225	DIESEL FUEL	15,503	12,992	15,000	15,000
0311	6227	LUBRICANTS & ADDITIVES	2,662	3,072	4,000	4,000
0311	6229	SHOP MATERIALS	1,297	2,377	3,500	3,500
0311	6231	UNIFORMS & TURN-OUT GEAR	1,614	2,871	2,500	2,700
0311	6249	MISCELLANEOUS OPERATING SUPPLY	8,715	6,671	8,500	8,500
0311	6257	OTHER VEHICLE PARTS	21,514	22,718	25,000	25,000
0311	6259	BUILDING MAINT/REPAIR SUPPLIES	2,277	667	6,000	3,000
0311	6261	SAND & GRAVEL	-	-	1,000	1,000
0311	6265	ASPHALT	21,053	11,129	21,000	21,000
0311	6267	OTHER STREET MAINTENANCE SUPPL	1,506	418	2,000	2,000
0311	6269	LANDSCAPE MATERIALS	2,296	5,929	7,500	7,500
0311	6275	OTHER EQUIPMENT PARTS	-	-	-	
0311	6281	SMALL TOOLS & MINOR EQUIPMENT	15,172	15,199	15,000	15,000
0311	6315	MISCELLANEOUS PROFESSIONAL SER	16,396	16,855	24,000	24,000
0311	6321	TELEPHONE	1,033	1,042	1,100	1,100
0311	6322	POSTAGE	82	241	200	200
0311	6323	CELLULAR PHONES	3,167	3,394	3,500	3,500
0311	6335	TRAINING	3,758	5,088	4,000	4,500
0311	6361	GENERAL LIABILITY/PROPERTY INS	16,018	17,130	22,000	21,000
0311	6371	ELECTRIC UTILITIES	7,480	7,422	8,500	8,500
0311	6372	WATER/IRRIGATION	2,552	2,677	3,500	3,000
0311	6373	GAS	4,549	5,304	5,000	5,000
0311	6374	REFUSE/RECYCLING	2,409	3,912	2,400	2,800
0311	6381	BUILDING & STRUCTURE REPAIR	3,719	2,102	10,000	3,000
0311	6382	MACHINERY & EQUIPMENT REPAIR	591	6,704	3,000	5,000
0311	6387	TIRE MOUNTING & BALANCING	746	278	800	800
0311	6388	OTHER VEHICLE REPAIR	8,861	4,400	8,000	8,000
0311	6404	MACHINERY & EQUIPMENT	1,332	1,221	1,500	1,500
0311	6415	OTHER EQUIPMENT RENTAL	9,946	60,355	60,000	70,000
0311	6417	UNIFORM RENTAL	1,255	1,268	2,500	1,800
0311	6451	MEMBERSHIP DUES	338	245	400	400
0311	6488	STREET MAINTENANCE CONTRACT	485,987	467,265	500,000	500,000
0311	6489	OTHER CONTRACTED SERVICES	34,993	7,316	10,000	15,000
0311	6540	HEAVY MACHINERY	-	197,061	179,250	
0311	6550	MOTOR VEHICLES		37,577		
0311	6580	OTHER EQUIPMENT	-	14,032		
Total Expenditure			1,233,580	1,474,670	1,601,323	1,435,407

PERSONNEL COMPLEMENT

Public Works Superintendent	1.00	1.00	1.00	1.00
Secretary (Formerly under Engineering)	-	1.00	1.00	1.00
Heavy Equipment Operator	-	-	-	-
Mechanic	2.00	2.00	2.00	2.00
Streets Lead Worker	1.00	1.00	1.00	1.00
PW Maintenance Worker	4.00	4.00	5.00	5.00
Temporary - Streets	0.50	0.50	0.50	0.50
Street Maintenance Total	8.50	9.50	10.50	10.50

6488/6489 Other Contracted Services

Street Maintenance Program	-	-	-	-
Long term road reconstruction	485,987	467,265	500,000	500,000
Curb Repair/Tree Removal	34,993	7,316	10,000	15,000
	520,980	474,581	510,000	515,000

6540 - Heavy Machinery

F350 truck with plow	-	197,061	-	-
1-Ton Truck	-	37,577	-	-
Sidewalk Machine	-	-	139,000	-
Tractor Backhoe (\$84,000 total remainder utility funded)	-	-	40,250	-
Loader	-	-	-	-
	-	234,638	179,250	-

6580 - Other Equipment

Sidewalk Machine	-	-	-	-
800 MHZ Radio - 3 Year Funding	5,100	-	-	-
Kubota Tractor	-	-	-	-
ATV Athletic Field Maintenance Machine	-	14,032	-	-
	5,100	14,032	-	-

DESCRIPTION OF SERVICES:

The Street Maintenance Department is responsible for maintaining city streets, sidewalks, traffic signs, boulevards, ROW mowing and the storm water collection system.

BUDGET HIGHLIGHTS

- Patching machine rental - \$10,000 increase (Line item 6415)

GOALS OF CURRENT YEAR BUDGET:

- Maintain and improve city's rating of 7.0 average of road condition
- Increase use of contracted services on pothole repair (velocity patching)
- Increase prevenative maintenance to prolong the life of our public streets
- Maintain our city vehicles and equipment to the highest level possible

Performance Measurements:

	2017 Actual	2018 Actual	2019 Projected
Crack filling (miles)	12.8	7.95	7
Sealcoating (miles)	7.73	7.5	7.5
Asphalt patching (tons)	180	150	150

FUND GENERAL

DEPARTMENT: SNOW & ICE REMOVAL
 FUNCTION: PUBLIC WORKS

Business Unit	Object Account	Description	2017 Actual	2018 Actual	2019 Adopted Budget	2020 Proposed Budget
0312	6102	F.T. REGULAR-WAGES & SALARIES	61,444	94,947	84,803	99,061
0312	6103	FULL TIME-REGULAR-OVERTIME	3,406	15,820	10,000	10,000
0312	6105	TEMPORARY-WAGES & SALARIES	2,102	6,244	10,000	9,750
0312	6121	PERA CONTRIBUTIONS	4,924	7,911	7,110	8,180
0312	6122	FICA/MEDICARE CONTRIBUTIONS	5,123	8,476	8,018	9,089
0312	6133	WORKERS COMP INSURANCE PREMIUM	3,837	10,184	5,284	10,405
0312	6223	GASOLINE	-	-	-	
0312	6225	DIESEL FUEL	9,592	21,401	18,000	19,000
0312	6229	SHOP MATERIALS	81	211	500	500
0312	6251	BATTERIES		-		
0312	6257	OTHER VEHICLE PARTS	28,321	39,117	29,000	35,000
0312	6261	SAND & GRAVEL	2,096	2,355	3,000	3,000
0312	6263	SALT	44,124	72,544	93,600	94,200
0312	6267	OTHER STREET MAINTENANCE SUPPL	172	3,861	3,700	3,700
0312	6361	GENERAL LIABILITY/PROPERTY INS	1,684	2,750	4,000	3,500
0312	6388	OTHER VEHICLE REPAIR	4,882	15,410	12,000	15,000
0312	6489	OTHER CONTRACTED SERVICES	-	-		
Total Expenditure			171,789	301,233	289,015	320,385

DESCRIPTION OF SERVICES:

The Snow and Ice Removal budget provides for snow removal and for ice control on city streets, parking lots, and pathways.

BUDGET HIGHLIGHTS

No major changes. Staff time redistributed between streets, traffic engr & snow plowing

GOALS OF CURRENT YEAR BUDGET:

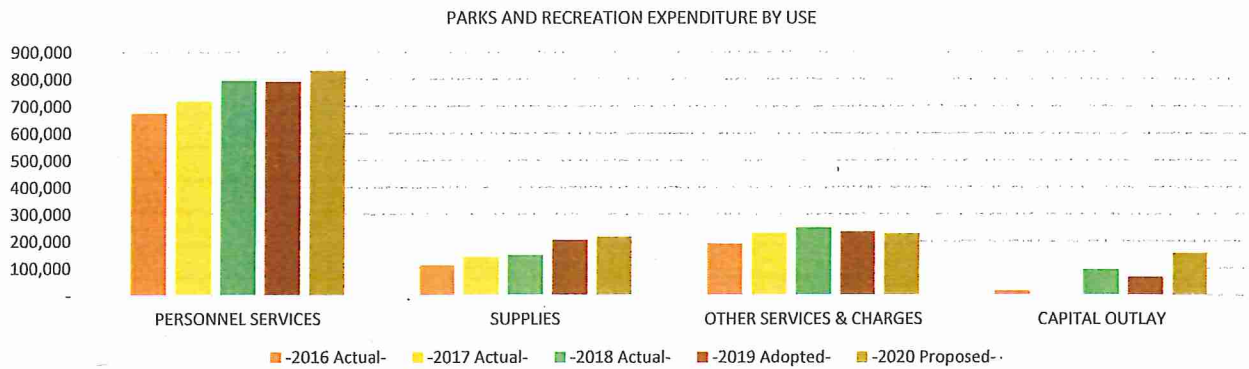
- Clearing of parking ramp utilizing PW Staff (full time, temp on call, & seasonal staff) See PUMA Budget
- Continue to monitor and reduce salt usage
- Continue to complete citywide plowing in 8 hours or less
- Upgrade weather service to MDSS (maintenance decision support software)
- Equip cul-de-sac trucks and sidewalk plowing equipment with AVL to track snow removal operations

Performance Measurements:

	2017 Actual	2018 Estimate	2019 Projected
Miles of Streets Plowed	175	175	181
Cul-de-sacs	271	275	280
Salt/Sand Purchased (tons)	960	1200	1200
Snow Removal Hours	4000	4000	4000
Full Scale Plowing Events	8 to 12	8 to 12	8 to 12

PARKS AND RECREATION 452-461

EXPENDITURE BY OBJECT SUMMARY	-2016 Actual-	-2017 Actual-	-2018 Actual-	-2019 Adopted-	-2020 Proposed-
PERSONNEL SERVICES	673,742	718,347	794,399	791,277	831,298
SUPPLIES	110,198	140,936	148,244	204,500	216,100
OTHER SERVICES & CHARGES	190,782	230,425	250,907	235,050	228,400
CAPITAL OUTLAY	15,578	-	95,150	66,200	156,000
TOTAL EXPENDITURE BY OBJECT	990,300	1,089,708	1,288,699	1,297,027	1,431,798



LINE ITEM DETAIL BY COST CENTER OR SUB-FUNCTION

PARKS AND RECREATION 452-461

EXPENDITURE BY OBJECT RECAP ALL SUB-FUNCTIONS		-2016 Actual-	-2017 Actual-	-2018 Actual-	-2019 Adopted-	-2020 Proposed-
PERSONNEL SERVICES						
WAGES AND SALARIES						
6102	F.T. REGULAR-WAGES & SALARIES	442,893	480,811	531,530	507,044	532,244
6103	FULL TIME-REGULAR-OVERTIME	1,473	636	1,124	1,000	1,000
6105	TEMPORARY-WAGES & SALARIES	81,848	84,951	78,428	105,345	103,925
TOTAL WAGES AND SALARIES		526,214	566,397	611,082	613,389	637,169
EMPLOYER CONTRIBUTIONS						
6121	PERA CONTRIBUTIONS	36,032	38,929	40,833	39,288	41,242
6122	FICA/MEDICARE CONTRIBUTIONS	41,674	43,517	46,849	46,924	48,743
6131	GROUP INSURANCE	58,169	52,317	68,971	68,503	73,845
6133	WORKERS COMP INSURANCE PREMIUM	11,653	17,186	26,663	23,173	30,299
TOTAL EMPLOYER CONTRIBUTIONS		147,528	151,949	183,316	177,888	194,129
Total PERSONNEL SERVICES		673,742	718,347	794,399	791,277	831,298
SUPPLIES						
OFFICE SUPPLIES						
6208	MISCELLANEOUS OFFICE SUPPLIES	731	828	501	500	600
TOTAL OFFICE SUPPLIES		731	828	501	500	600
OPERATING SUPPLIES						
6223	GASOLINE	14,996	14,469	18,633	17,000	19,000
6225	DIESEL FUEL	6,049	4,097	5,237	7,000	7,000
6229	SHOP MATERIALS	3,102	1,423	773	2,000	2,000
6231	UNIFORMS & TURN-OUT GEAR	3,369	2,918	4,287	3,500	4,000
6249	MISCELLANEOUS OPERATING SUPPLY	28,542	30,159	22,014	35,000	30,000
TOTAL OPERATING SUPPLIES		56,058	53,066	50,943	64,500	62,000
REPAIR AND MAINTENANCE SUPPLIES						
6257	OTHER VEHICLE PARTS	10,949	17,008	15,348	14,000	16,000
6265	ASPHALT	18,121	34,393	41,931	90,000	100,000
6269	LANDSCAPE MATERIALS	21,309	24,636	22,531	18,000	20,000
6268	IRRIGATION SUPPLIES	-	9,707	15,111	15,000	15,000
TOTAL REPAIR AND MAINTENANCE SUPPLIES		50,379	85,745	94,921	137,000	151,000
SMALL TOOLS AND MINOR EQUIPMENT						
6281	SMALL TOOLS & MINOR EQUIPMENT	3,030	1,298	1,878	2,500	2,500
TOTAL SMALL TOOLS AND MINOR EQUIPMENT		3,030	1,298	1,878	2,500	2,500
Total SUPPLIES		110,198	140,936	148,244	204,500	216,100
OTHER SERVICES & CHARGES						
PROFESSIONAL SERVICES						
6315	MISCELLANEOUS PROFESSIONAL SER	29,937	27,221	55,401	35,000	35,000
TOTAL PROFESSIONAL SERVICES		29,937	27,221	55,401	35,000	35,000
COMMUNICATION						
6321	TELEPHONE	784	784	784	800	800
6322	POSTAGE	216	81	194	100	100
6323	CELLULAR PHONES	2,864	3,561	4,325	3,500	3,500
TOTAL COMMUNICATION		3,864	4,426	5,303	4,400	4,400

EMPLOYEE REIMBURSEMENTS						
6331	TRAVEL & LODGING	356	356	-	-	-
6334	MILEAGE REIMBURSEMENT	294	294	-	-	-
6335	TRAINING	1,539	1,541	528	2,000	2,500
TOTAL EMPLOYEE REIMBURSEMENTS		2,189	2,191	528	2,000	2,500
ADVERTISING AND PUBLISHING						
6352	GENERAL NOTICE & PUBLIC INFOR	-	-	-	-	-
TOTAL ADVERTISING AND PUBLISHING		-	-	-	-	-
INSURANCE						
6361	GENERAL LIABILITY/PROPERTY INS	11,957	11,644	14,308	14,000	15,000
TOTAL INSURANCE		11,957	11,644	14,308	14,000	15,000
UTILITIES						
6371	ELECTRIC UTILITIES	25,475	24,906	24,672	24,000	24,000
6372	WATER/IRRIGATION	14,979	12,752	9,060	13,000	11,000
6373	GAS	3,031	3,035	3,902	4,000	4,000
6374	REFUSE/RECYCLING	2,787	3,912	3,812	3,000	3,800
TOTAL UTILITIES		46,272	44,604	41,445	44,000	42,800
REPAIRS AND MAINTENANCE - LABOR						
6381	BUILDING & STRUCTURE REPAIR	19,098	16,178	19,176	21,000	21,000
6382	MACHINERY & EQUIPMENT REPAIR	3,225	3,328	3,612	5,000	5,000
6388	OTHER VEHICLE REPAIR	3,557	4,357	4,470	4,000	4,500
TOTAL REPAIRS AND MAINTENANCE - LABOR		25,880	23,864	27,259	30,000	30,500
RENTALS						
6415	OTHER EQUIPMENT RENTAL	10,416	1,598	1,515	9,000	2,000
6416	MACHINERY RENTAL	-	63	-	500	300
6417	UNIFORM RENTAL	636	277	263	500	400
TOTAL RENTALS		11,052	1,937	1,777	10,000	2,700
DUES, SUBSCRIPTIONS, AND REGISTRATION FEES						
6451	MEMBERSHIP DUES	1,539	1,556	280	650	500
TOTAL DUES, SUBSCRIPTIONS, AND REGISTRATION FEES		1,539	1,556	280	650	500
CONTRACTED SERVICES						
6489	OTHER CONTRACTED SERVICES	58,092	112,982	104,607	95,000	95,000
TOTAL CONTRACTED SERVICES		58,092	112,982	104,607	95,000	95,000
Total OTHER SERVICES & CHARGES		190,782	230,425	250,907	235,050	228,400
CAPITAL OUTLAY						
CAPITAL OUTLAY						
6540	HEAVY MACHINERY	-	-	95,150	-	33,000
6580	OTHER EQUIPMENT	15,578	-	-	66,200	123,000
TOTAL CAPITAL OUTLAY		15,578	-	95,150	66,200	156,000
Total CAPITAL OUTLAY		15,578	-	95,150	66,200	156,000
TOTAL EXPENDITURES & OTHER FINANCING		990,300	1,089,708	1,288,699	1,297,027	1,431,798

FUND GENERAL

DEPARTMENT: **PARK & RECREATION**
 FUNCTION: PARKS AND RECREATION

Business Unit	Object Account	Description	2017 Actual	2018 Actual	2019 Adopted Budget	2020 Proposed Budget
0452	6102	F.T. REGULAR-WAGES & SALARIES	415,089	531,530	507,044	532,244
0452	6103	FULL TIME-REGULAR-OVERTIME	636	1,124	1,000	1,000
0452	6104	PART TIME-WAGES & SALARIES	84,951	1,550		
0452	6105	TEMPORARY-WAGES & SALARIES	84,951	78,428	105,345	103,925
0452	6121	PERA CONTRIBUTIONS	33,765	40,833	39,288	41,242
0452	6122	FICA/MEDICARE CONTRIBUTIONS	38,605	46,849	46,924	48,743
0452	6131	GROUP INSURANCE	48,092	68,971	68,503	73,845
0452	6133	WORKERS COMP INSURANCE PREMIUM	16,898	26,663	23,173	30,299
0452	6208	MISCELLANEOUS OFFICE SUPPLIES	807	501	500	600
0452	6223	GASOLINE	14,469	18,633	17,000	19,000
0452	6225	DIESEL FUEL	4,097	5,237	7,000	7,000
0452	6229	SHOP MATERIALS	1,423	773	2,000	2,000
0452	6231	UNIFORMS & TURN-OUT GEAR	2,918	4,287	3,500	4,000
0452	6249	MISCELLANEOUS OPERATING SUPPLY	30,159	22,014	35,000	30,000
0452	6257	OTHER VEHICLE PARTS	17,008	15,348	14,000	16,000
0452	6265	ASPHALT	34,393	41,931	90,000	100,000
0452	6268	IRRIGATION SUPPLIES	9,707	15,111	15,000	15,000
0452	6269	LANDSCAPE MATERIALS	24,636	22,531	18,000	20,000
0452	6281	SMALL TOOLS & MINOR EQUIPMENT	1,298	1,878	2,500	2,500
0452	6315	MISCELLANEOUS PROFESSIONAL SER	27,221	55,401	35,000	35,000
0452	6321	TELEPHONE	784	784	800	800
0452	6322	POSTAGE	81	194	100	100
0452	6323	CELLULAR PHONES	3,561	4,325	3,500	3,500
0452	6335	TRAINING	1,225	528	2,000	2,500
0452	6361	GENERAL LIABILITY/PROPERTY INS	11,644	14,308	14,000	15,000
0452	6371	ELECTRIC UTILITIES	24,906	24,672	24,000	24,000
0452	6372	WATER/IRRIGATION	12,752	9,060	13,000	11,000
0452	6373	GAS	3,035	3,902	4,000	4,000
0452	6374	REFUSE/RECYCLING	3,912	3,812	3,000	3,800
0452	6381	BUILDING & STRUCTURE REPAIR	16,178	19,176	21,000	21,000
0452	6382	MACHINERY & EQUIPMENT REPAIR	3,328	3,612	5,000	5,000
0452	6388	OTHER VEHICLE REPAIR	4,357	4,470	4,000	4,500
0452	6415	OTHER EQUIPMENT RENTAL	1,598	1,515	9,000	2,000
0452	6416	MACHINERY RENTAL	63	-	500	300
0452	6417	UNIFORM RENTAL	277	263	500	400
0452	6451	MEMBERSHIP DUES	651	280	650	500
0452	6489	OTHER CONTRACTED SERVICES	99,982	89,607	75,000	85,000
0452	6540	HEAVY MACHINERY	-	95,150		33,000
0452	6550	MOTOR VEHICLES	-	17,298		-
0452	6580	OTHER EQUIPMENT	-		66,200	123,000
Total Expenditure			1,079,455	1,292,547	1,277,027	1,421,798

PERSONNEL COMPLEMENT

Park Maintenance Worker	4.00	5.00	4.00	4.00
Utilities Maintenance Worker (Enterprise Funded)	3.00	3.00	3.00	3.00
Utilities Supervisor (Enterprise Funded)	1.00	1.00	1.00	1.00
Parks/Assistant PW Superintendent	1.00	1.00	1.00	1.00
Park Supervisor	1.00	1.00	1.00	1.00
Parks Lead Worker	-	-	1.00	1.00
Recreation Specialist	-	-	0.50	0.50
Temporary - Parks	2.47	3.62	3.62	3.62
Parks Intern	0.50	0.34	0.34	0.34
	12.97	14.96	15.46	15.46

65406550 Heavy Machinery

3/4 ton 4/4 Truck				33,000
3/4 Ton 4/4 Truck with plow equipment	-	36,580	-	-
1-ton truck with plow equipment	-	58,570	-	-
	-	95,150	-	33,000

6580 Other Equipment

ATV Athletic Field Maintenance Machine	-	17,298	-	-
Kubota Tractor Attachment				31,000
Large Area Mower				92,000
3-Zero-Turn Mowers	-	-	32,400	
Chipper			33,800	
	-	17,298	66,200	123,000

DESCRIPTION OF SERVICES:

The Park and Recreation Department is responsible for the maintenance of all city parks and facilities. These parks and facilities include playgrounds, shelters, ballfields, trails, public grounds and streetscapes.

BUDGET HIGHLIGHTS

- Asphalt: Additional \$50,000 to maintain trails (Capital Maintenance Fund funded)
- Capital Equipment: Kubota Tractor Attachment - New Item - \$31,000
- Capital Equipment: Replace Large Area Mower - \$92,000

GOALS OF CURRENT YEAR BUDGET:

- Begin implementation of new trail maintenance policy developed in 2015
- Continue to coordinate trail, sidewalk, parking lot and rink snow removal with city-wide snow plowing for
- Continue to work year-round with the athletic associations in the provision of youth recreation
- Complete a citizen survey to identify community need for recreation programming
- Following the conclusion of the 2018 comprehensive plan update and master park planning endeavor begin implementing the park and trail plan objectives
- Continue organizing a Master Park and Trail Plan, including cost estimates for the emerging future vision

Performance Measurements:

	2017 Actual	2018 Estimate	2019 Projected
Number of City Parks	23	23	23
Number of Athletic Fields Maintained	42	42	42
Number of Playgrounds Maintained	17	17	17
Miles of Trails Maintained	39.5	41	41
Total Acreage Mowed	121.5	123	123

FUND GENERAL

DEPARTMENT: COMMUNITY PROGRAMS
 FUNCTION: PARKS AND RECREATION

Business Unit	Object Account	Description	2017 Actual	2018 Actual	2019 Adopted Budget	2020 Proposed Budget
0455	6489	OTHER CONTRACTED SERVICES	13,000	15,000	20,000	10,000
Total Expenditure			13,000	15,000	20,000	10,000

6489 Other Contracted Services

Alexandra House	5,000	5,000	10,000	10,000
Family Promise Donation	3,000	-	-	-
Ramsey Foundation - Draw Park Events (Gambling Funds)	5,000	10,000	10,000	-
	13,000	15,000	20,000	10,000

DESCRIPTION OF SERVICES:

The Community Programs budget provides funding for those organizations that provide programs and support to Ramsey residents in need.

BUDGET HIGHLIGHTS

- No major changes

GOALS OF CURRENT YEAR BUDGET:

- Increase citizens knowledge of programs offered

Performance Measurements:

	2017 Actual	2018 Estimate	2019 Projected
Average Number of People at Concert Events at Draw	205	300	500
Number of Services Provided - Alexandra House	1616	1648	1680

FUND GENERAL

DEPARTMENT:

ENVIRONMENTAL SERVICES

FUNCTION:

PARKS AND RECREATION

DON'T USE

Business Unit	Object Account	Description	2015 Actual	2016 Actual	2017 Adopted Budget
0461	6102	F.T. REGULAR-WAGES & SALARIES	65,722	62,603	
0461	6121	PERA CONTRIBUTIONS	5,164	4,587	
0461	6122	FICA/MEDICARE CONTRIBUTIONS	4,912	4,381	
0461	6131	GROUP INSURANCE	4,225	4,379	
0461	6133	WORKERS COMP INSURANCE PREMIUM	288	276	
0461	6208	MISCELLANEOUS OFFICE SUPPLIES	21	12	
0461	6231	UNIFORMS & TURN-OUT GEAR	-	-	
0461	6249	MISCELLANEOUS OPERATING SUPPLY	-	140	
0461	6281	SMALL TOOLS & MINOR EQUIPMENT	-	-	
0461	6315	MISCELLANEOUS PROFESSIONAL SER	-	182	
0461	6321	TELEPHONE	-	-	
0461	6322	POSTAGE	-	-	
0461	6331	TRAVEL & LODGING	356	212	
0461	6334	MILEAGE REIMBURSEMENT	294	29	
0461	6335	TRAINING	316	565	
0461	6352	GENERAL NOTICE & PUBLIC INFOR	-	-	
0461	6361	GENERAL LIABILITY/PROPERTY INS	919	-	
0461	6451	MEMBERSHIP DUES	905	776	
Total Expenditure			83,122	78,142	

DESCRIPTION OF SERVICES:

The Environmental Services Department is responsible for promoting environmental awareness and conservation practice by citizens by advising the City Council on policy issues, review of new development proposals, communication and education.

- GOALS OF CURRENT YEAR BUDGET:**
- Assist in development review process related to natural resources.
 - Complete update to natural resource component of the Comprehensive Plan.
 - Complete communication plan for water resources.
 - Improve review process for avoiding wetland impacts.
 -
 -

FUND GENERAL

DEPARTMENT: EXPENDITURE RESERVE
 FUNCTION: MISCELLANEOUS/CONTINGENCY

Business Unit	Object Account	Description	2017 Actual	2018 Actual	2019 Adopted Budget	2020 Proposed Budget
0892	6105	TEMPORARY-WAGES & SALARIES	-	-	-	10,000
0892	6315	MISCELLANEOUS PROFESSIONAL SER	-	-	25,000	25,000
0892	6603	OTHER L.T. OBLIGATION PRINCIPA	75,892	119,455	106,373	106,373
0892	6820	OPERATING TRANSFERS TO OTHER F	606,393	643,832		
Total Expenditure			682,284	763,287	131,373	141,373

6105 Temporary Wages & Salaries

Presidential Primary Election	-	-	-	10,000
Health Insurance Increases	-	-	-	-
	-	-	-	10,000
Muni Center Internal Loan (Sewer Fund)	14,039	13,082	-	-
Bury Carlson Internal Loan (PIR Fund)*	-	44,520	44,520	44,520
Municipal Center debt transfer interfund	61,853	61,853	61,853	61,853
	75,892	119,455	106,373	106,373

*Coded directly against property tax when collected

6820 Transfers to Other Funds

Excess Revenue Transfer	606,393	-	-	-
	-	-	-	-
	606,393	-	-	-

DESCRIPTION OF SERVICES:

The Contingency budget is to be used for unforeseen expenditures or for anticipated expenditures of uncertain amounts.

BUDGET HIGHLIGHTS

- No Major Changes

GOALS OF CURRENT YEAR BUDGET:

- Minimize unbudgeted/unallocated expenses

Left
Blurb