

City of Ramsey
Agenda
City Council Work Session
Tuesday, November 12, 2019
Immediately Following Canvassing Board
Lake Itasca Room, 7550 Sunwood Drive NW

- 1. Call to Order**
- 2. Topics for Discussion**
 1. Police Department Presentation - Drug Task Force Update
 2. Review of 2020-2029 Capital Improvement Plan (CIP)
 3. 2020 Capital Equipment Requests
- 3. Topics for Future Discussion**
 1. Review Future Topics/Calendar
- 4. Mayor/Council/Staff Input**
 - **October 30, 2019, Local Public Officials Meeting**
- 5. Adjournment**

Meeting Date: 11/12/2019

Information

Title:

Police Department Presentation - Drug Task Force Update

Purpose/Background:

Drug Task Force Officer will be present to update City Council on trends, statistics and activities as they relate to the Drug Task Force.

Timeframe:

30 minutes.

Funding Source:

Responsible Party(ies):

Outcome:

Attachments

No file(s) attached.

Form Review

Inbox

Kurt Ulrich

Form Started By: Kathy Schmitz

Final Approval Date: 11/07/2019

Reviewed By

Kurt Ulrich

Date

11/07/2019 04:03 PM

Started On: 11/07/2019 01:36 PM

Meeting Date: 11/12/2019

Information

Title:

Review of 2020-2029 Capital Improvement Plan (CIP)

Purpose/Background:

The 2020-2029 Capital Improvement Plan (CIP) has been prepared as a strategic planning tool to assist the City Council in identifying proposed capital improvement projects over the next ten years. The CIP is broken down into the following categories: Capital Improvement Bonding Projects, Capital Equipment, Municipal Buildings, Park Improvements, Sewer Improvements, Storm Water Improvements, Street Improvements, Street Light Improvements and Water Improvements.

Each project includes preliminary funding sources and appropriate background information citing needs and projected cost estimates.

A supplemental section titled 'Future Consideration Projects' has also been included. This is a listing of park projects that are contingent upon availability of resources. These projects are unfunded and unscheduled until resources become available.

The CIP must be formally adopted after a public hearing is held.

Staff is proposing the following schedule for the adoption of the 2020-2029 CIP:

November 12 - Council worksession to further review CIP inclusions

November 26- Further worksession review if needed & City Council meeting Schedule Public Hearing Date of December 10

December 10 - Public Hearing & Adopt 2020-2029 CIP

Timeframe:

30 minutes

Funding Source:

Each project contained within the 2020-2029 Capital Improvement Plan (CIP) states the respective funding source(s).

Responsible Party(ies):

Finance Director

Outcome:

Review and discuss the 2020-2029 Capital Improvement Plan (CIP).

Attachments

Draft 2020-2029 CIP

Draft 2020-2029 Parks Supplemental

Form Review

Inbox

Kurt Ulrich

Form Started By: Diana Lund

Final Approval Date: 11/07/2019


Reviewed By

Kurt Ulrich

Date

11/07/2019 12:08 PM


Started On: 10/28/2019 11:56 AM



CITY OF RAMSEY CAPITAL IMPROVEMENT PROGRAM 2020-2029

The Capital Improvement Program document is a planning tool maintained by the city to identify future projects, related expenditures, and funding sources. All projects designated in the Capital Improvement Program are contingent upon availability of resources during the planned year. The total expenditure of projects includes city-funded sources as well as other resources such as grants, fees, bonding, etc.





THIS PAGE INTENTIONALLY BLANK

CITY OF RAMSEY
2020-2029
CAPITAL IMPROVEMENT PLAN

TABLE OF CONTENTS

	PAGE NUMBER
INTRODUCTORY SECTION.....	7
Capital Improvement Plan.....	8-10
OVERVIEW SECTION.....	11
Category Summary.....	12
Funding Source Summary.....	13
Priority Codes & Definitions Key.....	14
Projects by Year & Priority.....	15-21
Projects & Funding Sources by Category.....	22-36
PROJECT DETAILS.....	37
<u>Capital Bonding Projects:</u>	
Public Works Campus Building Improvements.....	38-39
<u>Equipment Replacement:</u>	
Detailed Equipment.....	40-147
<u>Municipal Buildings:</u>	
Community Center.....	148
Old Town Hall Restoration.....	149
Sprinkler System @ Fire Station #1	150
Storage Bldg @ Fire Station #1	151
City Hall Exterior Lighting.....	152
City Hall Landscaping.....	153
Police Department Floor Replacement	154
Repair Roof on City Hall.....	155
Replace City Hall Carpeting.....	156
Replace City Hall Caulking & Grout	157
Repair City Hall Counter Tops.....	158
<u>Park Improvements:</u>	
Elmcrest Park Entrance and Signage.....	159
Ford Brook Park Playground Equipment.....	160
Irrigation for Titterud Park.....	161
Observation Boardwalk – Lake Itasca.....	162
Rabbit Park Phase Two.....	163
Observation Deck of the Mississippi East Dolomite.....	164
Trail Connections.....	165
Park Development in the COR.....	166
Additional Land for Central Park.....	167
Bark Park Shelter – Alpine Park.....	168
Field Lighting – Central Park.....	169
Northfork North Trail Connection.....	170
Amphitheater Lighting.....	171
Lake Itasca Park – Parking, Trail & Canoe.....	172
Aeration for Sunfish Lake & The Draw.....	173
Acquire Outlots “A” in Rivers Bluff & Reilly East.....	174
Alpaca Estates Outlot.....	175

Sewer Improvements:

Fire Station 1 Sanitary Sewer Service	176
Replace Pumps at Lift Station #6.....	177
Replace Pumps at Lift Station #2.....	178

Storm Water Improvements:

Stormwater Drainage Improvements	179
Outlet Control Structure for Improvements.....	180

Street Improvements:


Zeolite Roadway Improvement	181
The COR Bunker Lake Blvd - Armstrong Blvd – Ramsey Blvd.....	182
Sunwood Drive Roundabout Landscaping.....	183
Ramsey Blvd Railroad Grade Separation	184
North Highway 10 Frontage Road – Ramsey to Sunfish Lake Boulevard.....	185
South Highway 10 Frontage Road – Sunfish Lake Boulevard to Anoka.....	186
Reconstruction of Streets-Barthels Rum River Acres.....	187
Reconstruction of Streets-Echo Ridge/Juniper Woods.....	188-189
Reconstruction of Streets-Riverdale Drive.....	190
Reconstruction of Streets- Section 07.....	191
Reconstruction of Streets-Wood Pond Hills 2 nd -5 th Additions.....	192
Reconstruction of Streets-Autumn Heights	193
Reconstruction of Streets-Variolite Street.....	194
Reconstruction of Streets-Halls Dover.....	195
Reconstruction of Streets-Sorteberg.....	196
Reconstruction of Streets-Nature View	197
Reconstruction of Streets-Sorteberg 6th.....	198
Reconstruction of Streets-Fox Ridge Estates 1 st & 2 nd	199
Reconstruction of Streets-Rodeo Hills Est/Valley View.....	200
2024 Overlay Projects.....	201
Reconstruction of Streets-Alpine Dr.....	202
2025 Overlay Projects.....	203
Reconstruction of Streets-Whispering Pine Estates Plat 3.....	204
2026 Overlay Projects.....	205
Alpine Drive Ped Crossing @ 151 st Ave.....	206
2027 Overlay Projects.....	207
Reconstruction of Streets-Sports Haven Sec 1.....	208
Reconstruction of Streets-Barthels Rum River Acres 2 nd	209
Reconstruction of Streets-Oakwood Hills	210
2020 Overlay Projects.....	211
Reconstruction of Streets-161 st Avenue	212
Reconstruction of Streets-Rambossek Red Oak Estates.....	213
2021 Overlay Projects.....	214
2022 Overlay Projects.....	215
2023 Overlay Projects.....	216
Reconstruction of Streets-Woodlawn Estates.....	217
Reconstruction of Streets-Alicia.....	218
Reconstruction of Streets-Carol-Rose Acres.....	219
Reconstruction of Streets-Sunfish Lake Boulevard	220
Reconstruction of Streets-Flintwood Hills.....	221
Reconstruction of Streets-Northfork Lake.....	222
Reconstruction of Streets-Ford Brook Estates 3 rd	223
Reconstruction of Streets-Windsorwood	224
Reconstruction of Streets-Countryside Estates	225
Reconstruction of Streets-Waco Street.....	226
2028 Overlay Projects.....	227

<u>Street Improvements:</u>	
Reconstruction of Streets-High Point.....	228
Reconstruction of Streets-Xkimo Street & Waco Street.....	229
Reconstruction of Streets-Riverwood Hills Plat 1.....	230
2029 Project Overlays.....	231

<u>Street Light Improvements</u>	
Bunker Lake Blvd & Puma Street Lighting.....	232
Riverdale Drive Street Lighting.....	233

<u>Water Improvements:</u>	
Complete Pumphouse #3.....	234
Water Treatment Facility.....	235
Fire Station 1 Extension of Water.....	236
Refurbish Water Tower #2	237
Refurbish Water Tower #1	238
Construct Well #9 and Pumphouse #5.....	239

CASH FLOW PROJECTIONS.....	241
Business Revolving Fund.....	242
Capital Maintenance Fund.....	243
Equipment Revolving Fund.....	244
Facility Fund.....	245
Fleet Vehicle Fund.....	246
Landfill Trust Fund.....	247
Lawful Gambling Fund.....	248
MSA Fund.....	249
Park Improvement Trust Fund.....	250
Public Improvement Revolving Fund.....	251
Sewer Utility Fund.....	252
Storm Water Management Fund.....	253
Storm Water Utility Fund.....	254
Street Light Utility Fund.....	255
Water Utility Fund.....	256
TIF Funds	
TIF District 1 (Rivers Bend)	257
TIF District 2 (Gateway)	258
TIF District 8 (Maken)	259
TIF District 9 (AACAP)	260
TIF District 14 (The COR).....	261
TIF District 15 (Life Fitness).....	262
TIF District 16 (PSD Business Park).....	263



THIS PAGE INTENTIONALLY BLANK



INTRODUCTORY SECTION



CITY OF RAMSEY
CAPITAL IMPROVEMENT/CAPITAL OUTLAY PLAN
2020-2029

Enclosed is the Ramsey Capital Improvements/Capital Outlay Plan (CIP) for the years 2020-2029. It has been prepared in an attempt to anticipate major capital expenditures in advance of the year in which they are budget requests. Further, several projects may interrelate or require other improvements prior to initiation, which would cause delays without prior planning. Additionally, projects may require budgeting over several years or receipt of funds from other sources (i.e. grants) requiring planning completion prior to the funding year. Finally, the plan enables a snapshot of the identified capital needs of the community allowing for continual prioritization of these needs.

The process for completing the 2020-2029 CIP was much the same as the process for the 2020 General Fund Budget. Project requests were submitted by all divisions and reviewed by the Management Team and appropriate supervisors to establish the feasibility and priority of the projects and match with available financing.

CAPITAL IMPROVEMENT PLAN GOALS
ACKNOWLEDGE AND COMMUNICATE PUBLIC INFRASTRUCTURE PRIORITIES AND DYNAMICS
ENSURE APPROPRIATE RESPONSES TO CHANGING INFRASTRUCTURE NEEDS AND DEMANDS
DEVELOP A FINANCIAL ASSESSMENT OF CAPITAL RESOURCES AVAILABLE TO MEET FUTURE CAPITAL PROJECT NEEDS
ENCOMPASS THE CITY'S STRATEGIC PLAN'S IMPERATIVES: FINANCIAL STABILITY; A CONNECTED COMMUNITY; SMART, CITIZEN-FOCUSED GOVERNMENT; AN EFFECTIVE ORGANIZATION

Approval of the CIP by Council does not authorize spending or initiation of a given project. It does, however, provide a guide for the community for a whole array of private and public decision-making, impacted by public capital expenditures. Therefore, the CIP should receive ratification only if the Council perceives actions contemplated within the plan as reasonable and planned within justified time frames. It shall further be noted that initial project design of public infrastructure projects identified within this plan often begins two years or more prior to the date of construction.

The CIP is not intended to provide for precise budgeting. Capital costs are projected as estimates. Upon each update of the plan, deletions, additions, delays, or other revisions may occur, reflecting changing community needs. These changes allow for budget refinements as a particular project nears actual construction.

Capital improvements are improvements to land, streets, parks, utilities and buildings. This plan shows improvements with revenues projected from various funding sources. Improvements from the General Fund are those requiring a tax levy, referendum or similar other authority resulting in listed projects being less than certain. The other funding sources (except for intergovernmental revenue - grant funds) have increased stability over the general fund projects.

Specific information on the funding sources for each project is shown under the individual project. Cash flow projections are completed to examine the long-term stability of each fund and its ability to provide for planned expenditures.

Potential funding sources for capital improvement expenditures may include:

- General Fund
- Capital Equipment Certificates
- General Obligation Bonds
- CIP General Obligation Bonds*
- Tax Increment Financing
- Developer Fees
- Grants/Outside Sources
- Utility Funds (Water, Sewer, Recycling, Street Lights, Storm Water)
- Special Revenue Funds (Equipment Revolving, Fleet, Lawful Gambling, Storm Water Management)
- Capital Project Funds (Facility, Landfill, MSA, Park Improvement, Public Improvement Revolving (PIR))
- Special Assessments

**Only City Hall, Public Works facilities and Public Safety facilities may be financed with CIP General Obligation bonds under the CIP Act (Minnesota Statutes Chapter 475). Other capital improvements described in this plan as being financed under General Obligation Bonds may be financed with special assessment bonds under Minnesota Statutes, Chapter 429 and utility revenue bonds under Minnesota Statutes, Chapter 444.*

For a City to use its authority to finance expenditures under the CIP Act, it must meet the requirements provided therein. Specifically, the City Council must approve the sale of capital improvement bonds by a two-thirds vote of its membership. In addition, it must hold a public hearing for public input. Notice of such hearing must be published in the official newspaper of the City at least fourteen, but not more than twenty-eight days prior to the date of the public hearing. The City Council approves the CIP following the public hearing.

The bonds are not subject to referendum unless, within 30 days after the hearing, a petition is filed with the City Administrator signed by voters equal to at least five percent of the votes cast in the last general City election. In that event, the bonds are subject to a referendum, and may be issued only if approved by a majority of voters who vote on that question. If the referendum passes, the taxes to pay the debt service on the bonds would be levied on market value rather than tax capacity. However, if no timely petition is filed, the taxes to pay debt service are levied on tax capacity.

The CIP Act has established certain criteria that must be met. In accordance with these criteria, the City has considered the following eight points:

1. Condition of the City's infrastructure and need for the project
2. Demand for the improvement
3. Cost of the improvement
4. Availability of public resources
5. Level of overlapping debt
6. Const/benefits of alternative uses of funds
7. Operating costs of the proposed improvements
8. Options for shared facilities with other cities or local governments.



OVERVIEW SECTION



City of Ramsey, Minnesota
Capital Improvement Program

2020 thru 2029

CATEGORY SUMMARY

Category	2020	2021	2022	2023	2024	2025	2026	2027	2028	2029	Total
Capital Bonding Projects	600,000	14,400,000									15,000,000
Capital Equipment	514,000	1,050,200	844,000	798,000	672,000	767,000	1,012,500	1,004,000	626,000	733,500	8,021,200
Municipal Building	40,000	35,000	35,000	40,000	15,000			221,300		20,000,000	20,386,300
Park Improvement	1,828,000	200,000	500,000			401,000	55,000				2,984,000
Sewer Utility Improvement		40,000		95,000							135,000
Storm Water Utility Improvement	75,000	380,000									455,000
Street Improvement	8,058,720	32,694,154	11,420,611	5,295,130	3,092,074	2,201,959	912,400	2,598,775	3,522,462	2,085,384	71,881,669
Street Light Utility Improvement	85,000	100,000									185,000
Unassigned		11,000								34,000	45,000
Water Utility Improvement	1,615,000	700,000		1,755,000				12,000,000	12,000,000		28,070,000
TOTAL	12,815,720	49,610,354	12,799,611	7,983,130	3,779,074	3,369,959	1,979,900	15,824,075	16,148,462	22,852,884	147,163,169

City of Ramsey, Minnesota
Capital Improvement Program
2020 thru 2029

FUNDING SOURCE SUMMARY

Source	2020	2021	2022	2023	2024	2025	2026	2027	2028	2029	Total
Capital Maintenance Fund	40,000	35,000	15,000	40,000	15,000						145,000
Developer Fees		225,000									225,000
Equipment Revolving Fund	471,000	184,500							411,000		1,066,500
Facility Fund	600,000	400,000	20,000								1,020,000
General Fund		876,700	776,000	798,000	443,000	767,000	1,012,500	1,004,000	137,000	733,500	6,547,700
GO Bonding (Road Funding)		2,268,686	2,455,985	2,482,888	2,247,449	1,486,938	652,200	1,736,401	2,359,998	1,228,567	16,919,112
GO CIP Bonding		7,500,000									7,500,000
Grants/Outside Sources	2,550,000	22,855,000	7,185,000	700,000		50,000					33,340,000
Landfill Fund	38,000	2,000,000									2,038,000
Lawful Gambling Fund	50,000					150,000					200,000
MSA	4,328,270	850,000								296,160	5,474,430
Nowthen In-Kind	20,000										20,000
Park Improvement Trust Fund	1,700,000	200,000	500,000			201,000	55,000				2,656,000
Public Improvement Revolving Fund	20,000	720,000	715,000	206,000							1,661,000
Road Recon/Overlay Fund	152,890										152,890
Sewer Utility Fund		1,915,000		136,000	196,500				39,000	17,000	2,303,500
Special Assessment - Bonded	117,630	989,563	843,993	860,012	649,983	306,229	217,400	578,799	858,167	409,523	5,831,299
Storm Water Utility Fund	414,930	1,725,905	288,633	257,230	194,642	23,792	42,800	283,575	304,297	151,134	3,686,938
Street Light Utility Fund	85,000	500,000		46,000							631,000
Tax Increment Fund #1		1,000,000									1,000,000
Tax Increment Fund #14 (BONDING)	400,000	750,000									1,150,000
Tax Increment Fund #2		1,500,000		517,000							2,017,000
Tax Increment Fund #8	200,000	200,000									400,000
To Be Determined								221,300		20,000,000	20,221,300
Water Utility Fund	1,628,000	2,915,000		1,940,000	32,500	385,000		12,000,000	12,039,000	17,000	30,956,500
GRAND TOTAL	12,815,720	49,610,354	12,799,611	7,983,130	3,779,074	3,369,959	1,979,900	15,824,075	16,148,462	22,852,884	147,163,169

Capital Improvement Plan - Priority Codes & Definitions

Priority

- 1 Existing Obligations - High Priority: Year 2020 or 2021**
Projects under this priority are previously committed to or are replacements
Example: Road reconstructions, equipment replacement
- 2 New Addition - High Priority: Year 2020 or 2021**
Projects under this priority are needed, but have no previous commitments
Example: Road extensions, additional park amenities
- 3 Existing Obligations - Medium Priority: Year 2022-2029**
Projects under this priority are previously committed to or are replacements but not as urgent to fulfill as those in priority 1
Example: 4th year forward of road reconstructions; equipment replacement
- 4 New Addition - Medium Priority: Year 2022-2029**
Projects under this priority are needed, but have no previous commitments but need is not as great as those listed in priority 2
Example: Public Works Campus; new capital equipment
- 5 Opportunity Driven/Unfunded/Placeholder**
Projects under this priority are development driven and/or have outside funding capacities such as grants and/or placeholders for projects that may occur after year 2029.
Full funding on these projects have not been determined.
Example: Highway 10 improvements; Community Center

City of Ramsey, Minnesota
Capital Improvement Program

Data in Year 2020 and 2029

PROJECTS BY YEAR & PRIORITY

Project Name	Department	Project #	Priority	Project Cost
2020				
Priority 1-Existing Obligation (High)				
Replace Engine 11 (556) - Payable over 2 years	Capital Equipment	FIRE-503	1	325,000
Replace Fire Prevention Vehicle #386	Capital Equipment	FIRE-576	1	40,000
2019 Chev Impala to Replace 2007 Lincoln #376	Capital Equipment	POL-376	1	30,000
Replace 2004 Polaris ATV with Plow	Capital Equipment	POL-388	1	12,000
Replace 2007 Chevy Pickup Unit #664	Capital Equipment	PW-664	1	33,000
Replace 2007 3/4 Ton Pick-Up: Unit #667	Capital Equipment	PW-667	1	43,000
City Hall Exterior Lighting	Municipal Buildings	20-BLDG-001	1	40,000
Sunwood Drive Roundabout Landscaping	Street Improvements	15-STR-003	1	20,000
Reconstruct Variolite Street	Street Improvements	17-STR-005A	1	2,643,600
2020 Overlay Projects	Street Improvements	19-STR-003	1	495,120
Complete Pump House 3	Water Utility	04-WTR-005	1	240,000
Refurbish Water Tower #2	Water Utility	14-WTR-001	1	1,300,000
<i>Total for: Priority 1</i>				5,221,720
Priority 2-New Addition (High)				
Public Works Campus Building Improvements	Capital Bonding Projects	06-BLDG-001	2	600,000
Attachment for Kubota Tractor	Capital Equipment	PW-710	2	31,000
Elmcrest Park & The Draw Entrance Monument & Sign	Park Improvements	04-PARK-003	2	80,000
Ford Brook Park Playground Equipment	Park Improvements	04-PARK-006	2	70,000
Observation boardwalk - Lake Itasca	Park Improvements	06-PARK-011	2	60,000
Observation deck on the Mississippi E of Dolomite	Park Improvements	06-PARK-015	2	100,000
Park Development in The COR	Park Improvements	08-PARK-005	2	1,200,000
Bark Park Shelter-Alpine Park	Park Improvements	17-PARK-005	2	58,000
Northfork North Trail Connection	Park Improvements	17-PARK-007	2	150,000
Amphitheater Lighting	Park Improvements	18-PARK-003	2	40,000
Aeration for Sunfish Lake & The Draw	Park Improvements	18-PARK-005	2	40,000
Outlet Control Structure Improvements	Stormwater Utility	19-STRM-001	2	75,000
Riverdale Drive Street Lights	Street Light Utility	19-STLT-002	2	85,000
<i>Total for: Priority 2</i>				2,589,000
Priority 4-New Addition (Med)				
COR Bunker Lake Blvd (Armstrong to Ramsey Blvd)	Street Improvements	04-STR-014	4	400,000
<i>Total for: Priority 4</i>				400,000
Priority 5-Opportunity/Unfunded/Placeholder				
Trail Connections	Park Improvements	06-PARK-019	5	30,000
Ramsey Blvd Railroad Grade Separation	Street Improvements	16-STR-002	5	4,500,000
Construct Well #9 and Pumhouse #5	Water Utility	16-WTR-002	5	75,000
<i>Total for: Priority 5</i>				4,605,000
Total for 2020				12,815,720

Project Name	Department	Project #	Priority	Project Cost
--------------	------------	-----------	----------	--------------

2021

Priority 1-Existing Obligation (High)

Police Copier - File Room	Capital Equipment	17-IT-004	1	14,000
Police Copier - Patrol	Capital Equipment	17-IT-005	1	10,000
Replace Engine 11 (556) - Payable over 2 years	Capital Equipment	FIRE-503	1	325,000
2021 Chev Impala Replace 2013 Chev Malibu #334	Capital Equipment	POL-334	1	31,500
2020 Chev Tahoe Replace 2016 Chev Tahoe #361	Capital Equipment	POL-372	1	37,000
Replace 2001 John Deere Mower: Unit #635	Capital Equipment	PW-635	1	25,000
Replace-2004 Snowplow Truck: Unit #644	Capital Equipment	PW-644	1	183,500
Replace 2004 Tool Cat	Capital Equipment	PW-645	1	54,000
Replace 2006 3/4 Ton Truck 2x4 Unit #654	Capital Equipment	PW-654	1	31,000
Replace Sidewalk Machine: Unit #655	Capital Equipment	PW-655	1	97,000
Replace 2007 Chevy Pickup: Unit #665	Capital Equipment	PW-665	1	27,000
Replace 2008 Bobcat Skidster: Unit #671	Capital Equipment	PW-671	1	51,000
Replace 2010 Chevy 1- Ton Truck #675	Capital Equipment	PW-675	1	63,000
Replace 2013 Toro Wide Area Mower: Unit #679	Capital Equipment	PW-697	1	92,000
Replace PW Utility Trailer	Capital Equipment	PW-711	1	11,000
Replace 2006 Bison Trailer: Unite #648	Capital Equipment	PW-712	1	9,200
City Hall Landscaping	Municipal Buildings	20-BLDG-002	1	15,000
Police Department Floor Replacement	Municipal Buildings	20-BLDG-003	1	5,000
Repair Roof on City Hall	Municipal Buildings	20-BLDG-004	1	15,000
Replace Pumps at Lift Station #6	Sewer Utility	19-SEW-002	1	40,000
Stormwater Drainage Improvements	Stormwater Utility	12-STRM-001	1	380,000
Reconstruction Streets: Barthels Rum River Acres	Street Improvements	17-STR-001	1	701,248
Reconstruction Streets: Echo Ridge, Juniper Woods	Street Improvements	17-STR-002	1	769,500
Reconstruction Streets: Riverdale Drive	Street Improvements	17-STR-003	1	854,480
Reconstruction Streets: Barthels Rum River Acres 2	Street Improvements	19-STR-001	1	902,000
Reconstruction Streets: Oakwood Hills	Street Improvements	19-STR-002	1	181,886
2021 Overlay Projects	Street Improvements	19-STR-006	1	865,040
Refurbish Water Tower #1	Water Utility	14-WTR-002	1	700,000

Total for: Priority 1 6,490,354

Priority 2-New Addition (High)

Public Works Campus Building Improvements	Capital Bonding Projects	06-BLDG-001	2	14,400,000
Alpine Drive Pedestrian Crossing at 151st Avenue	Street Improvements	18-STR-001	2	300,000
Bunker Lake Blvd & Puma Street Lights	Street Light Utility	19-STLT-001	2	100,000

Total for: Priority 2 14,800,000

Priority 4-New Addition (Med)

COR Bunker Lake Blvd (Armstrong to Ramsey Blvd)	Street Improvements	04-STR-014	4	4,620,000
---	---------------------	------------	---	-----------

Total for: Priority 4 4,620,000

Priority 5-Opportunity/Unfunded/Placeholder

Trail Connections	Park Improvements	06-PARK-019	5	200,000
Ramsey Blvd Railroad Grade Separation	Street Improvements	16-STR-002	5	16,500,000
North Hwy 10 Frontage Road-Ramsey to SLB	Street Improvements	16-STR-003	5	7,000,000

Total for: Priority 5 23,700,000

Total for 2021 49,610,354

2022

Priority 3-Existing Obligation (Med)

Universal Power Supply Replacement	Capital Equipment	17-IT-008	3	30,000
------------------------------------	-------------------	-----------	---	--------

Project Name	Department	Project #	Priority	Project Cost
Replacement Extrication Tools R-11	Capital Equipment	FIRE-565	3	50,000
Replace Maintenance Utility Tractor #409	Capital Equipment	GENGOV-002	3	55,000
2021 Ford Explorer Replace 2016 Ford Explorer #351	Capital Equipment	POL-335	3	32,000
2022 Ford Taurus Replace 2018 Ford Taurus #383	Capital Equipment	POL-366	3	33,000
2022 Ford Taurus Replace 2018 Ford Taurus #384	Capital Equipment	POL-367	3	33,000
2022 Ford Explorer Relace 2018 Ford Explorer #372	Capital Equipment	POL-368	3	32,000
2022 Chev Tahoe Replace 2018 Chev Tahoe #373	Capital Equipment	POL-369	3	37,000
Replace Engr Car #407 With Chevy Impala	Capital Equipment	PW-407	3	24,000
Replace 2006 Tandem Axle Plow Truck: Unit #662	Capital Equipment	PW-662	3	218,000
Replace 2007 International Water Truck: Unit #669	Capital Equipment	PW-669	3	136,000
Replace 2009 2WD Pickup: Unit 674	Capital Equipment	PW-674	3	40,000
Replace Unit 678 2013-1ton Truck w/ Plow Equipment	Capital Equipment	PW-678A	3	62,000
Replace 2014-1Ton Truck w/ Plow Equipt: Unit #680	Capital Equipment	PW-680	3	62,000
Replace City Hall Carpeting	Municipal Buildings	20-BLDG-005	3	15,000
Reconstruction Streets: Section 07	Street Improvements	17-STR-003A	3	526,680
Reconstruction Streets: Wood Pond Hills 2nd-5th	Street Improvements	17-STR-004	3	365,600
Reconstruction Streets: Autumn Heights	Street Improvements	17-STR-005	3	824,948
Reconstruction Streets: Halls Dover	Street Improvements	17-STR-006	3	539,000
Reconstruction Streets: Sortebergs	Street Improvements	17-STR-006A	3	297,000
Reconstruction Streets: 161st Avenue	Street Improvements	19-STR-004	3	279,160
Reconstruction Streets: Rambosek Red Oak Est	Street Improvements	19-STR-005	3	108,183
2022 Overlay Projects	Street Improvements	19-STR-007	3	580,040
<i>Total for: Priority 3</i>				4,379,611
Priority 4-New Addition (Med)				
Storage Building at Fire Station 1	Municipal Buildings	18-BLDG-002	4	20,000
Additional Land for Central Park	Park Improvements	15-PARK-01	4	250,000
Lake Itasca Park - Parking, Trail & Canoe System	Park Improvements	18-PARK-004	4	250,000
<i>Total for: Priority 4</i>				520,000
Priority 5-Opportunity/Unfunded/Placeholder				
North Hwy 10 Frontage Road-Ramsey to SLB	Street Improvements	16-STR-003	5	5,900,000
South Hwy 10 Frontage Rd-SLB to Anoka	Street Improvements	16-STR-004	5	2,000,000
<i>Total for: Priority 5</i>				7,900,000
Total for 2022				12,799,611

2023

Priority 2-New Addition (High)

Sprinkler System @ Fire Station #1	Municipal Buildings	10-BLDG-004	2	25,000
Fire Station 1 Sanitary Sewer Service	Sewer Utility	12-SEW-002	2	60,000
Fire Station #1 Extension of Water	Water Utility	11-WTR-003	2	55,000
<i>Total for: Priority 2</i>				140,000

Priority 3-Existing Obligation (Med)

Engineering Plotter Replacement	Capital Equipment	17-IT-011	3	10,000
Replace Tanker 11 (501)	Capital Equipment	FIRE-501	3	300,000
2020 Ford Explorer Replace 2005 F150 #359	Capital Equipment	POL-359	3	37,000
2023 Ford Explorer Replace 2019 Ford Explorer #3XX	Capital Equipment	POL-377	3	34,000
2023 Chev Tahoe Replace 2019 Chev Tahoe #3XX	Capital Equipment	POL-378	3	42,500
2023 Chev Tahoe Replace 2019 Chev Tahoe #3XX	Capital Equipment	POL-379	3	42,500
Replace 2004 Tree Spade	Capital Equipment	PW-002	3	52,000
Replace 2006 Tandem Axle Plow Truck Unit #668	Capital Equipment	PW-668	3	218,000
Replace Unit 676- 2010 4 Wheel Drive 1ton	Capital Equipment	PW-676	3	62,000
Replace City Hall Caulking & Grout	Municipal Buildings	20-BLDG-006	3	15,000

Project Name	Department	Project #	Priority	Project Cost
Replace Pumps at Lift Station #2	Sewer Utility	19-SEW-003	3	35,000
Reconstruction Streets: Nature View	Street Improvements	17-STR-007	3	253,000
Reconstruction Streets: Sortebergs 6th	Street Improvements	17-STR-007A	3	562,650
Reconstruct Streets: Fox Ridge Estates 1st & 2nd	Street Improvements	17-STR-008	3	1,799,280
2023 Overlay Projects	Street Improvements	19-STR-008	3	889,200
<i>Total for: Priority 3</i>				4,352,130
Priority 4-New Addition (Med)				
Zeolite Roadway Improvements	Street Improvements	04-STR-012	4	1,091,000
<i>Total for: Priority 4</i>				1,091,000
Priority 5-Opportunity/Unfunded/Placeholder				
South Hwy 10 Frontage Rd-SLB to Anoka	Street Improvements	16-STR-004	5	700,000
Construct Well #9 and Pumhouse #5	Water Utility	16-WTR-002	5	1,700,000
<i>Total for: Priority 5</i>				2,400,000
Total for 2023				7,983,130

2024

Priority 3-Existing Obligation (Med)

Council Chamber, Fire 1/2, Park Ramp & P W Switch	Capital Equipment	17-IT-013	3	30,000
Public Works Utilities Switch	Capital Equipment	17-IT-014	3	7,000
Replace Grass 11 (562)	Capital Equipment	FIRE-505	3	45,000
Replace Rescue 11 (559)	Capital Equipment	FIRE-564	3	80,000
Replace Fire Chief Vehicle (569)	Capital Equipment	FIRE-569A	3	50,000
2022 Ford Explorer Replace 2017 Ford Explorer #363	Capital Equipment	POL-370	3	32,000
2024 Tahoe Replace 2020 Tahoe#3XX	Capital Equipment	POL-380	3	43,000
2024 Chev Tahoe Replace 2020 Chev Tahoe #3XX	Capital Equipment	POL-381	3	41,000
2024 Chev Impala Replace 2016 Chev Impala #366	Capital Equipment	POL-382	3	35,000
2024 Acadia Replaces 2016 Acadia #367	Capital Equipment	POL-396	3	35,000
Replace 2004 Mobile Generator	Capital Equipment	PW-006	3	164,000
Replace Unit 681 Utility truck	Capital Equipment	PW-681	3	65,000
Replace 2019 Exmark Mower (Orig Unit #683)	Capital Equipment	PW-683	3	15,000
Replace 2019 Exmark Mower (Orig Unit #684)	Capital Equipment	PW-684	3	15,000
Replace 2019 Exmark Mower (Orig Unit #685)	Capital Equipment	PW-685	3	15,000
Replace City Hall Counter Tops	Municipal Buildings	20-BLDG-007	3	15,000
Reconstruction Streets: Rodeo Hill/Valley View	Street Improvements	17-STR-009	3	981,750
2024 Overlay Projects	Street Improvements	17-STR-010	3	744,209
Reconstruction Streets: Woodlawn Estates	Street Improvements	19-STR-009	3	734,800
Reconstruction Streets: Alicia	Street Improvements	19-STR-010	3	277,376
Reconstruction Streets: Carol-Rose Acres	Street Improvements	19-STR-011	3	353,939
<i>Total for: Priority 3</i>				3,779,074
Total for 2024				3,779,074

2025

Priority 3-Existing Obligation (Med)

Administration Copier	Capital Equipment	17-IT-016	3	12,000
Building Copier	Capital Equipment	17-IT-017	3	9,000
Engineering Workroom Copier	Capital Equipment	17-IT-018	3	12,000
Replace Fire Rescue #21 (557)	Capital Equipment	FIRE-557	3	80,000
Replace Fire Duty Officer Vehicle (570)	Capital Equipment	FIRE-570A	3	45,000
Replace Maintenance Vehicle (564)	Capital Equipment	GENGOV-001	3	60,000
Replace 2013 F-250 Pickup Unit #410	Capital Equipment	GENGOV-004	3	42,000

Project Name	Department	Project #	Priority	Project Cost
2025 Ford Explorer Replace 2021 Ford Explorer #3XX	Capital Equipment	POL-383	3	35,000
2025 Chevy Caprice Replace 2021 Chevy Caprice #3XX	Capital Equipment	POL-384	3	33,500
2025 Chevy Impala Replace 2017 Chev Impala #377	Capital Equipment	POL-385	3	33,500
Replace 2004 Snow Thrower	Capital Equipment	PW-005	3	130,000
Replace Unit 688 2015 Case Loader	Capital Equipment	PW-688	3	210,000
Reconstruction Streets: Alpine Drive	Street Improvements	17-STR-011	3	1,123,750
2025 Overlay Projects	Street Improvements	17-STR-012	3	600,000
Reconstruction Streets: Sunfish Lake Blvd	Street Improvements	19-STR-012	3	54,909
Reconstruction Streets: Flintwood Hills	Street Improvements	19-STR-013	3	423,300
<i>Total for: Priority 3</i>				2,903,959
Priority 4-New Addition (Med)				
Sweeper Scrubber	Capital Equipment	GENGOV-003	4	30,000
New Electric Utility Vehicle	Capital Equipment	PW-702	4	35,000
Irrigation for Titterud Park	Park Improvements	06-PARK-010	4	76,000
Rabbit Park Phase Two	Park Improvements	06-PARK-012	4	125,000
Field Lighting - Central Park	Park Improvements	17-PARK-006	4	200,000
<i>Total for: Priority 4</i>				466,000
Total for 2025				3,369,959

2026

Priority 3-Existing Obligation (Med)

Core Switch Replacement	Capital Equipment	17-IT-009	3	52,000
Virtual Server Refresh	Capital Equipment	20-IT-001	3	33,000
Replace Engine #21 (565)	Capital Equipment	FIRE-502	3	350,000
Replace Fire Prevention Vehicle #571	Capital Equipment	FIRE-566A	3	45,000
2026 Ford Explorer Replace 2022 Ford Explorer #3XX	Capital Equipment	POL-390	3	35,500
2026 Chev Tahoe Replace 2022 Chev Tahoe #3XX	Capital Equipment	POL-391	3	44,000
2026 Chev Caprice Replace 2022 Chev Caprice #3XX	Capital Equipment	POL-392	3	34,000
2026 Chevy Caprice Replace 2022 Chevy Caprice	Capital Equipment	POL-397	3	34,000
Replace 1999 John Deere Grader: Unit #603	Capital Equipment	PW-603	3	280,000
Replace Unit #686 - 2015 Kubota Tractor	Capital Equipment	PW-686	3	45,000
Replace Unit #687 2015 Toolcat	Capital Equipment	PW-687	3	60,000
2026 Overlay Projects	Street Improvements	17-STR-014	3	754,300
Reconstruction Streets: Northfork Lake	Street Improvements	19-STR-014	3	158,100
<i>Total for: Priority 3</i>				1,924,900

Priority 5-Opportunity/Unfunded/Placeholder

Acquire outlots A in Rivers Bluff & Reilly Estates	Site Acquisitions	06-ACQ-002	5	20,000
Alpaca Estates Outlot	Site Acquisitions	08-ACQ-002	5	35,000
<i>Total for: Priority 5</i>				55,000

Total for 2026

1,979,900

2027

Priority 3-Existing Obligation (Med)

Replace Engine #21 (565)	Capital Equipment	FIRE-502	3	350,000
2027 Chev Tahoe Replace 2023 Chev Tahoe #3XX	Capital Equipment	POL-393	3	44,500
2027 Chev Tahoe Replace 2023 Chev Tahoe #3XX	Capital Equipment	POL-394	3	44,500
2027 Ford Utility SUV Replace 2023 Ford Utili #3XX	Capital Equipment	POL-395	3	36,000
Replace 2004 Pull Behind PTO Mower	Capital Equipment	PW-004	3	28,000
Replace Paver, Trailer, Roller	Capital Equipment	PW-660	3	140,000
Replace Unit 679 Area Mower (2020 Replaced)	Capital Equipment	PW-679A	3	111,000

Project Name	Department	Project #	Priority	Project Cost
Reconstruction Streets: Whispering Pine Est Pl 3	Street Improvements	17-STR-013	3	1,422,950
2027 Overlay Projects	Street Improvements	18-STR-002	3	444,600
Reconstruction Streets: Ford Brook Est 3rd	Street Improvements	19-STR-015	3	390,225
Reconstruction Streets: Windsorwood	Street Improvements	19-STR-016	3	341,000
<i>Total for: Priority 3</i>				3,352,775
Priority 4-New Addition (Med)				
New Velocity Patcher	Capital Equipment	PW-700	4	250,000
<i>Total for: Priority 4</i>				250,000
Priority 5-Opportunity/Unfunded/Placeholder				
Old Town Hall Restoration	Municipal Buildings	08-BLDG-005	5	221,300
Water Treatment Facility	Water Utility	04-WTR-017	5	12,000,000
<i>Total for: Priority 5</i>				12,221,300
Total for 2027				15,824,075

2028

Priority 3-Existing Obligation (Med)				
Replace, Boat, Motor, Trailer Rescue	Capital Equipment	FIRE-561	3	10,000
2028 Chevy Tahoe Replace 2024 Chevy Tahoe	Capital Equipment	POL-398	3	45,000
2028 Ford Utility Replace 2024 Ford Utility	Capital Equipment	POL-399	3	32,000
Replace 2018 Ford F-250 Extended Cab: Unit #601	Capital Equipment	PW-705	3	56,400
Replace 2017 International Plow Truck: Unit # 693	Capital Equipment	PW-706	3	223,200
Replace 2018 Ford F350 With Box: Unit #697	Capital Equipment	PW-707	3	78,000
Replace 2018 Ford F250 Pickup: Unit #698	Capital Equipment	PW-708	3	53,400
Replace 2018 Ford F350 -Dump & Plow: Unit #699	Capital Equipment	PW-709	3	78,000
Reconstruction Streets: Sports Haven, Sec 1 Unpl	Street Improvements	18-STR-003	3	1,243,000
Reconstruction Streets: Countryside Estates	Street Improvements	19-STR-017	3	1,745,387
Reconstruction Streets: Waco Street	Street Improvements	19-STR-018	3	117,975
2028 Overlay Projects	Street Improvements	19-STR-019	3	416,100
<i>Total for: Priority 3</i>				4,098,462
Priority 4-New Addition (Med)				
New 1-Ton Pickup With Box & Plow Equipment	Capital Equipment	PW-703	4	50,000
<i>Total for: Priority 4</i>				50,000
Priority 5-Opportunity/Unfunded/Placeholder				
Water Treatment Facility	Water Utility	04-WTR-017	5	12,000,000
<i>Total for: Priority 5</i>				12,000,000
Total for 2028				16,148,462

2029

Priority 3-Existing Obligation (Med)				
Replace Aerial Ladder Truck	Capital Equipment	FIRE-560	3	375,000
2029 Ford Explorer Replace 2025 Ford Explorer	Capital Equipment	POL-400	3	33,000
2029 Chevy Caprice Replace 2025 Chev Caprice	Capital Equipment	POL-401	3	34,000
Replace Unit #611 2019 Chev Pickup	Capital Equipment	PW-716	3	52,000
Replace Unit #602: 2019 Utility Tractor	Capital Equipment	PW-717	3	150,000
Replace Unit #604: 2019 Backhoe	Capital Equipment	PW-718	3	78,500
Replace Unit #415: 2019 Chevy Silverado Pickup	Capital Equipment	PW-719	3	45,000
Reconstruction Streets: High Point	Street Improvements	20-STR-001	3	651,000
Reconstruction Streets: Xkimo Street & Waco St	Street Improvements	20-STR-002	3	234,000

Project Name	Department	Project #	Priority	Project Cost
Reconstruction Streets: Riverwood Hills Plat 1	Street Improvements	20-STR-003	3	684,000
2029 Overlay Projects	Street Improvements	20-STR-004	3	516,384
<i>Total for: Priority 3</i>				2,852,884
<i>Priority 5-Opportunity/Unfunded/Placeholder</i>				
Community Center Construction	Municipal Buildings	04-BLDG-002	5	20,000,000
<i>Total for: Priority 5</i>				20,000,000
Total for 2029				22,852,884
GRAND TOTAL				147,163,169

City of Ramsey, Minnesota
Capital Improvement Program

2020 thru 2029

PROJECTS & FUNDING SOURCES BY CATEGORY

Category	2020	2021	2022	2023	2024	2025	2026	2027	2028	2029	Total
Capital Bonding Projects											
Public Works Campus Building Improvements	600,000	14,400,000									15,000,000
<i>Facility Fund</i>	600,000	400,000									1,000,000
<i>GO CIP Bonding</i>		7,500,000									7,500,000
<i>Landfill Fund</i>		2,000,000									2,000,000
<i>Sewer Utility Fund</i>		1,875,000									1,875,000
<i>Storm Water Utility Fund</i>		500,000									500,000
<i>Street Light Utility Fund</i>		250,000									250,000
<i>Water Utility Fund</i>		1,875,000									1,875,000
Capital Bonding Projects Total	600,000	14,400,000									15,000,000
Capital Equipment											
Police Copier - File Room		14,000									14,000
<i>Equipment Revolving Fund</i>		14,000									14,000
Police Copier - Patrol		10,000									10,000
<i>Equipment Revolving Fund</i>		10,000									10,000
Universal Power Supply Replacement			30,000								30,000
<i>General Fund</i>			30,000								30,000
Core Switch Replacement							52,000				52,000
<i>General Fund</i>							52,000				52,000
Engineering Plotter Replacement				10,000							10,000
<i>General Fund</i>				10,000							10,000
Council Chamber, Fire 1/2, Park Ramp & P W Switch					30,000						30,000
<i>General Fund</i>					30,000						30,000
Public Works Utilities Switch					7,000						7,000
<i>General Fund</i>					7,000						7,000
Administration Copier						12,000					12,000
<i>General Fund</i>						12,000					12,000
Building Copier						9,000					9,000
<i>General Fund</i>						9,000					9,000

Category		2020	2021	2022	2023	2024	2025	2026	2027	2028	2029	Total
Engineering Workroom Copier	17-IT-018						12,000					12,000
<i>General Fund</i>							12,000					12,000
Virtual Server Refresh	20-IT-001							33,000				33,000
<i>General Fund</i>								33,000				33,000
Replace Tanker 11 (501)	FIRE-501				300,000							300,000
<i>General Fund</i>					300,000							300,000
Replace Engine #21 (565)	FIRE-502							350,000	350,000			700,000
<i>General Fund</i>								350,000	350,000			700,000
Replace Engine 11 (556) - Payable over 2 years	FIRE-503	325,000	325,000									650,000
<i>Equipment Revolving Fund</i>		325,000										325,000
<i>General Fund</i>			325,000									325,000
Replace Grass 11 (562)	FIRE-505					45,000						45,000
<i>General Fund</i>						45,000						45,000
Replace Fire Rescue #21 (557)	FIRE-557						80,000					80,000
<i>General Fund</i>							80,000					80,000
Replace Aerial Ladder Truck	FIRE-560										375,000	375,000
<i>General Fund</i>											375,000	375,000
Replace, Boat, Motor, Trailer Rescue	FIRE-561									10,000		10,000
<i>General Fund</i>										10,000		10,000
Replace Rescue 11 (559)	FIRE-564					80,000						80,000
<i>General Fund</i>						80,000						80,000
Replacement Extrication Tools R-11	FIRE-565			50,000								50,000
<i>General Fund</i>				50,000								50,000
Replace Fire Prevention Vehicle #571	FIRE-566A							45,000				45,000
<i>General Fund</i>								45,000				45,000
Replace Fire Chief Vehicle (569)	FIRE-569A					50,000						50,000
<i>General Fund</i>						50,000						50,000
Replace Fire Duty Officer Vehicle (570)	FIRE-570A						45,000					45,000
<i>General Fund</i>							45,000					45,000
Replace Fire Prevention Vehicle #386	FIRE-576	40,000										40,000
<i>Equipment Revolving Fund</i>		40,000										40,000
Replace Maintenance Vehicle (564)	GENGOV-001						60,000					60,000
<i>General Fund</i>							60,000					60,000
Replace Maintenance Utility Tractor #409	GENGOV-002			55,000								55,000
<i>General Fund</i>				55,000								55,000
Sweeper Scrubber	GENGOV-003						30,000					30,000
<i>General Fund</i>							30,000					30,000
Replace 2013 F-250 Pickup Unit #410	GENGOV-004						42,000					42,000
<i>General Fund</i>							42,000					42,000
2021 Chev Impala Replace 2013 Chev Malibu #334	POL-334		31,500									31,500
<i>Equipment Revolving Fund</i>			31,500									31,500

Category		2020	2021	2022	2023	2024	2025	2026	2027	2028	2029	Total
2021 Ford Explorer Replace 2016 Ford Explorer #351	POL-335			32,000								32,000
<i>General Fund</i>				32,000								32,000
2020 Ford Explorer Replace 2005 F150 #359	POL-359				37,000							37,000
<i>General Fund</i>					37,000							37,000
2022 Ford Taurus Replace 2018 Ford Taurus #383	POL-366			33,000								33,000
<i>General Fund</i>				33,000								33,000
2022 Ford Taurus Replace 2018 Ford Taurus #384	POL-367			33,000								33,000
<i>General Fund</i>				33,000								33,000
2022 Ford Explorer Relace 2018 Ford Explorer #372	POL-368			32,000								32,000
<i>General Fund</i>				32,000								32,000
2022 Chev Tahoe Replace 2018 Chev Tahoe #373	POL-369			37,000								37,000
<i>General Fund</i>				37,000								37,000
2022 Ford Explorer Replace 2017 Ford Explorer #363	POL-370					32,000						32,000
<i>General Fund</i>						32,000						32,000
2020 Chev Tahoe Replace 2016 Chev Tahoe #361	POL-372		37,000									37,000
<i>Equipment Revolving Fund</i>			37,000									37,000
2019 Chev Impala to Replace 2007 Lincoln #376	POL-376	30,000										30,000
<i>Equipment Revolving Fund</i>		30,000										30,000
2023 Ford Explorer Replace 2019 Ford Explorer #3XX	POL-377				34,000							34,000
<i>General Fund</i>					34,000							34,000
2023 Chev Tahoe Replace 2019 Chev Tahoe #3XX	POL-378				42,500							42,500
<i>General Fund</i>					42,500							42,500
2023 Chev Tahoe Replace 2019 Chev Tahoe #3XX	POL-379				42,500							42,500
<i>General Fund</i>					42,500							42,500
2024 Tahoe Replace 2020 Tahoe#3XX	POL-380					43,000						43,000
<i>General Fund</i>						43,000						43,000
2024 Chev Tahoe Replace 2020 Chev Tahoe #3XX	POL-381					41,000						41,000
<i>General Fund</i>						41,000						41,000
2024 Chev Impala Replace 2016 Chev Impala #366	POL-382					35,000						35,000
<i>General Fund</i>						35,000						35,000
2025 Ford Explorer Replace 2021 Ford Explorer #3XX	POL-383						35,000					35,000
<i>General Fund</i>							35,000					35,000

Category		2020	2021	2022	2023	2024	2025	2026	2027	2028	2029	Total
2025 Chevy Caprice Replace 2021 Chevy Caprice #3XX	POL-384						33,500					33,500
<i>General Fund</i>							33,500					33,500
2025 Chevy Impala Replace 2017 Chev Impala #377	POL-385						33,500					33,500
<i>General Fund</i>							33,500					33,500
Replace 2004 Polaris ATV with Plow	POL-388	12,000										12,000
<i>Equipment Revolving Fund</i>		12,000										12,000
2026 Ford Explorer Replace 2022 Ford Explorer #3XX	POL-390							35,500				35,500
<i>General Fund</i>								35,500				35,500
2026 Chev Tahoe Replace 2022 Chev Tahoe #3XX	POL-391							44,000				44,000
<i>General Fund</i>								44,000				44,000
2026 Chev Caprice Replace 2022 Chev Caprice #3XX	POL-392							34,000				34,000
<i>General Fund</i>								34,000				34,000
2027 Chev Tahoe Replace 2023 Chev Tahoe #3XX	POL-393								44,500			44,500
<i>General Fund</i>									44,500			44,500
2027 Chev Tahoe Replace 2023 Chev Tahoe #3XX	POL-394								44,500			44,500
<i>General Fund</i>									44,500			44,500
2027 Ford Utility SUV Replace 2023 Ford Utili #3XX	POL-395								36,000			36,000
<i>General Fund</i>									36,000			36,000
2024 Acadia Replaces 2016 Acadia #367	POL-396					35,000						35,000
<i>General Fund</i>						35,000						35,000
2026 Chevy Caprice Replace 2022 Chevy Caprice	POL-397							34,000				34,000
<i>General Fund</i>								34,000				34,000
2028 Chevy Tahoe Replace 2024 Chevy Tahoe	POL-398									45,000		45,000
<i>General Fund</i>										45,000		45,000
2028 Ford Utility Replace 2024 Ford Utility	POL-399									32,000		32,000
<i>General Fund</i>										32,000		32,000
2029 Ford Explorer Replace 2025 Ford Explorer	POL-400										33,000	33,000
<i>General Fund</i>											33,000	33,000
Replace 2004 Tree Spade	PW-002				52,000							52,000
<i>General Fund</i>					52,000							52,000
Replace 2004 Pull Behind PTO Mower	PW-004								28,000			28,000
<i>General Fund</i>									28,000			28,000
Replace 2004 Snow Thrower	PW-005						130,000					130,000

Category		2020	2021	2022	2023	2024	2025	2026	2027	2028	2029	Total
General Fund							130,000					130,000
Replace 2004 Mobile Generator	PW-006					164,000						164,000
Sewer Utility Fund						164,000						164,000
Replace Engr Car #407 With Chevy Impala	PW-407			24,000								24,000
General Fund				24,000								24,000
Replace 1999 John Deere Grader: Unit #603	PW-603							280,000				280,000
General Fund								280,000				280,000
Replace 2001 John Deere Mower: Unit #635	PW-635		25,000									25,000
General Fund			25,000									25,000
Replace-2004 Snowplow Truck: Unit #644	PW-644		183,500									183,500
General Fund			183,500									183,500
Replace 2004 Tool Cat	PW-645		54,000									54,000
General Fund			54,000									54,000
Replace 2006 3/4 Ton Truck 2x4 Unit #654	PW-654		31,000									31,000
General Fund			31,000									31,000
Replace Sidewalk Machine: Unit #655	PW-655		97,000									97,000
General Fund			97,000									97,000
Replace Paver, Trailer, Roller	PW-660								140,000			140,000
General Fund									140,000			140,000
Replace 2006 Tandem Axle Plow Truck: Unit #662	PW-662			218,000								218,000
General Fund				218,000								218,000
Replace 2007 Chevy Pickup Unit #664	PW-664	33,000										33,000
Equipment Revolving Fund		33,000										33,000
Replace 2007 Chevy Pickup: Unit #665	PW-665		27,000									27,000
General Fund			27,000									27,000
Replace 2007 3/4 Ton Pick-Up: Unit #667	PW-667	43,000										43,000
Water Utility Fund		43,000										43,000
Replace 2006 Tandem Axle Plow Truck Unit #668	PW-668				218,000							218,000
General Fund					218,000							218,000
Replace 2007 International Water Truck: Unit #669	PW-669			136,000								136,000
General Fund				68,000								68,000
Storm Water Utility Fund				68,000								68,000
Replace 2008 Bobcat Skidster: Unit #671	PW-671		51,000									51,000
General Fund			51,000									51,000
Replace 2009 2WD Pickup: Unit 674	PW-674			40,000								40,000

Category		2020	2021	2022	2023	2024	2025	2026	2027	2028	2029	Total
General Fund				40,000								40,000
Replace 2010 Chevy 1- Ton Truck #675	PW-675		63,000									63,000
General Fund			63,000									63,000
Replace Unit 676- 2010 4 Wheel Drive 1ton	PW-676				62,000							62,000
General Fund					62,000							62,000
Replace Unit 678 2013-1ton Truck w/ Plow Equipment	PW-678A			62,000								62,000
General Fund				62,000								62,000
Replace Unit 679 Area Mower (2020 Replaced)	PW-679A								111,000			111,000
General Fund									111,000			111,000
Replace 2014-1Ton Truck w/ Plow Equip: Unit #680	PW-680			62,000								62,000
General Fund				62,000								62,000
Replace Unit 681 Utility truck	PW-681					65,000						65,000
Sewer Utility Fund						32,500						32,500
Water Utility Fund						32,500						32,500
Replace 2019 Exmark Mower (Orig Unit #683)	PW-683					15,000						15,000
General Fund						15,000						15,000
Replace 2019 Exmark Mower (Orig Unit #684)	PW-684					15,000						15,000
General Fund						15,000						15,000
Replace 2019 Exmark Mower (Orig Unit #685)	PW-685					15,000						15,000
General Fund						15,000						15,000
Replace Unit #686 - 2015 Kubota Tractor	PW-686							45,000				45,000
General Fund								45,000				45,000
Replace Unit #687 2015 Toolcat	PW-687							60,000				60,000
General Fund								60,000				60,000
Replace Unit 688 2015 Case Loader	PW-688						210,000					210,000
General Fund							210,000					210,000
Replace 2013 Toro Wide Area Mower: Unit #679	PW-697		92,000									92,000
Equipment Revolving Fund			92,000									92,000
New Velocity Patcher	PW-700								250,000			250,000
General Fund									250,000			250,000
New Electric Utility Vehicle	PW-702						35,000					35,000
General Fund							35,000					35,000
New 1-Ton Pickup With Box & Plow Equipment	PW-703									50,000		50,000
General Fund										50,000		50,000

Category		2020	2021	2022	2023	2024	2025	2026	2027	2028	2029	Total
Replace 2018 Ford F-250 Extended Cab: Unit #601	PW-705									56,400		56,400
<i>Equipment Revolving Fund</i>										56,400		56,400
Replace 2017 International Plow Truck: Unit # 693	PW-706									223,200		223,200
<i>Equipment Revolving Fund</i>										223,200		223,200
Replace 2018 Ford F350 With Box: Unit #697	PW-707									78,000		78,000
<i>Sewer Utility Fund</i>										39,000		39,000
<i>Water Utility Fund</i>										39,000		39,000
Replace 2018 Ford F250 Pickup: Unit #698	PW-708									53,400		53,400
<i>Equipment Revolving Fund</i>										53,400		53,400
Replace 2018 Ford F350 -Dump & Plow: Unit #699	PW-709									78,000		78,000
<i>Equipment Revolving Fund</i>										78,000		78,000
Attachment for Kubota Tractor	PW-710	31,000										31,000
<i>Equipment Revolving Fund</i>		31,000										31,000
Replace 2006 Bison Trailer: Unite #648	PW-712		9,200									9,200
<i>General Fund</i>			9,200									9,200
Replace Unit #611 2019 Chev Pickup	PW-716										52,000	52,000
<i>General Fund</i>											52,000	52,000
Replace Unit #602: 2019 Utility Tractor	PW-717										150,000	150,000
<i>General Fund</i>											150,000	150,000
Replace Unit #604: 2019 Backhoe	PW-718										78,500	78,500
<i>General Fund</i>											44,500	44,500
<i>Sewer Utility Fund</i>											17,000	17,000
<i>Water Utility Fund</i>											17,000	17,000
Replace Unit #415: 2019 Chevy Silverado Pickup	PW-719										45,000	45,000
<i>General Fund</i>											45,000	45,000
Capital Equipment Total		514,000	1,050,200	844,000	798,000	672,000	767,000	1,012,500	1,004,000	626,000	733,500	8,021,200

Municipal Building

Community Center Construction	04-BLDG-002										20,000,000	20,000,000
<i>To Be Determined</i>											20,000,000	20,000,000
Old Town Hall Restoration	08-BLDG-005								221,300			221,300
<i>To Be Determined</i>									221,300			221,300
Sprinkler System @ Fire Station #1	10-BLDG-004				25,000							25,000
<i>Capital Maintenance Fund</i>					25,000							25,000
Storage Building at Fire Station 1	18-BLDG-002			20,000								20,000
<i>Facility Fund</i>				20,000								20,000
City Hall Exterior Lighting	20-BLDG-001	40,000										40,000
<i>Capital Maintenance Fund</i>		40,000										40,000

Category		2020	2021	2022	2023	2024	2025	2026	2027	2028	2029	Total
City Hall Landscaping	20-BLDG-002		15,000									15,000
<i>Capital Maintenance Fund</i>			15,000									15,000
Police Department Floor Replacement	20-BLDG-003		5,000									5,000
<i>Capital Maintenance Fund</i>			5,000									5,000
Repair Roof on City Hall	20-BLDG-004		15,000									15,000
<i>Capital Maintenance Fund</i>			15,000									15,000
Replace City Hall Carpeting	20-BLDG-005			15,000								15,000
<i>Capital Maintenance Fund</i>				15,000								15,000
Replace City Hall Caulking & Grout	20-BLDG-006				15,000							15,000
<i>Capital Maintenance Fund</i>					15,000							15,000
Replace City Hall Counter Tops	20-BLDG-007					15,000						15,000
<i>Capital Maintenance Fund</i>						15,000						15,000
Municipal Building Total		40,000	35,000	35,000	40,000	15,000			221,300		20,000,000	20,386,300

Park Improvement

Elmcrest Park & The Draw Entrance Monument & Sign	04-PARK-003	80,000										80,000
<i>Park Improvement Trust Fund</i>		80,000										80,000
Ford Brook Park Playground Equipment	04-PARK-006	70,000										70,000
<i>Lawful Gambling Fund</i>		50,000										50,000
<i>Nowthen In-Kind</i>		20,000										20,000
Acquire outlots A in Rivers Bluff & Reilly Estates	06-ACQ-002							20,000				20,000
<i>Park Improvement Trust Fund</i>								20,000				20,000
Irrigation for Titterud Park	06-PARK-010						76,000					76,000
<i>Park Improvement Trust Fund</i>							76,000					76,000
Observation boardwalk - Lake Itasca	06-PARK-011	60,000										60,000
<i>Park Improvement Trust Fund</i>		60,000										60,000
Rabbit Park Phase Two	06-PARK-012						125,000					125,000
<i>Park Improvement Trust Fund</i>							125,000					125,000
Observation deck on the Mississippi E of Dolomite	06-PARK-015	100,000										100,000
<i>Park Improvement Trust Fund</i>		100,000										100,000
Trail Connections	06-PARK-019	30,000	200,000									230,000
<i>Park Improvement Trust Fund</i>		30,000	200,000									230,000
Alpaca Estates Outlot	08-ACQ-002							35,000				35,000
<i>Park Improvement Trust Fund</i>								35,000				35,000
Park Development in The COR	08-PARK-005	1,200,000										1,200,000
<i>Park Improvement Trust Fund</i>		1,200,000										1,200,000
Additional Land for Central Park	15-PARK-01			250,000								250,000
<i>Park Improvement Trust Fund</i>				250,000								250,000
Bark Park Shelter-Alpine Park	17-PARK-005	58,000										58,000
<i>Grants/Outside Sources</i>		20,000										20,000

Category	2020	2021	2022	2023	2024	2025	2026	2027	2028	2029	Total
Landfill Fund	38,000										38,000
Field Lighting - Central Park <i>Grants/Outside Sources</i>	17-PARK-006					200,000					200,000
<i>Lawful Gambling Fund</i>						50,000					50,000
						150,000					150,000
Northfork North Trail Connection <i>Park Improvement Trust Fund</i>	17-PARK-007	150,000									150,000
		150,000									150,000
Amphitheater Lighting <i>Park Improvement Trust Fund</i>	18-PARK-003	40,000									40,000
		40,000									40,000
Lake Itasca Park - Parking, Trail & Canoe System <i>Park Improvement Trust Fund</i>	18-PARK-004			250,000							250,000
				250,000							250,000
Aeration for Sunfish Lake & The Draw <i>Park Improvement Trust Fund</i>	18-PARK-005	40,000									40,000
		40,000									40,000
Park Improvement Total	1,828,000	200,000	500,000			401,000	55,000				2,984,000

Sewer Utility Improvement

Fire Station 1 Sanitary Sewer Service <i>Sewer Utility Fund</i>	12-SEW-002			60,000							60,000
				60,000							60,000
Replace Pumps at Lift Station #6 <i>Sewer Utility Fund</i>	19-SEW-002		40,000								40,000
			40,000								40,000
Replace Pumps at Lift Station #2 <i>Sewer Utility Fund</i>	19-SEW-003			35,000							35,000
				35,000							35,000
Sewer Utility Improvement Total		40,000		95,000							135,000

Storm Water Utility Improvement

Stormwater Drainage Improvements <i>Storm Water Utility Fund</i>	12-STRM-001		380,000								380,000
			380,000								380,000
Outlet Control Structure Improvements <i>Storm Water Utility Fund</i>	19-STRM-001	75,000									75,000
		75,000									75,000
Storm Water Utility Improvement Total		75,000	380,000								455,000

Street Improvement

Zeolite Roadway Improvements <i>Public Improvement Revolving Fund</i>	04-STR-012			1,091,000							1,091,000
				206,000							206,000
<i>Sewer Utility Fund</i>				41,000							41,000
<i>Storm Water Utility Fund</i>				96,000							96,000
<i>Street Light Utility Fund</i>				46,000							46,000
<i>Tax Increment Fund #2</i>				517,000							517,000
<i>Water Utility Fund</i>				185,000							185,000
COR Bunker Lake Blvd (Armstrong to Ramsey Blvd) <i>MSA</i>	04-STR-014	400,000	4,620,000								5,020,000
			350,000								350,000

Category		2020	2021	2022	2023	2024	2025	2026	2027	2028	2029	Total
Storm Water Utility Fund			530,000									530,000
Street Light Utility Fund			150,000									150,000
Tax Increment Fund #1			1,000,000									1,000,000
Tax Increment Fund #14 (BONDING)		400,000	750,000									1,150,000
Tax Increment Fund #2			1,500,000									1,500,000
Water Utility Fund			340,000									340,000
Sunwood Drive Roundabout Landscaping	15-STR-003	20,000										20,000
Public Improvement Revolving Fund		20,000										20,000
Ramsey Blvd Railroad Grade Separation	16-STR-002	4,500,000	16,500,000									21,000,000
Grants/Outside Sources		2,500,000	16,500,000									19,000,000
MSA		2,000,000										2,000,000
North Hwy 10 Frontage Road-Ramsey to SLB	16-STR-003		7,000,000	5,900,000								12,900,000
Grants/Outside Sources			6,355,000	5,900,000								12,255,000
Public Improvement Revolving Fund			645,000									645,000
South Hwy 10 Frontage Rd-SLB to Anoka	16-STR-004			2,000,000	700,000							2,700,000
Grants/Outside Sources				1,285,000	700,000							1,985,000
Public Improvement Revolving Fund				715,000								715,000
Reconstruction Streets: Barthels Rum River Acres	17-STR-001		701,248									701,248
GO Bonding (Road Funding)			478,123									478,123
Special Assessment - Bonded			159,375									159,375
Storm Water Utility Fund			63,750									63,750
Reconstruction Streets: Echo Ridge, Juniper Woods	17-STR-002		769,500									769,500
GO Bonding (Road Funding)			558,750									558,750
Special Assessment - Bonded			186,250									186,250
Storm Water Utility Fund			24,500									24,500
Reconstruction Streets: Riverdale Drive	17-STR-003		854,480									854,480
GO Bonding (Road Funding)			82,600									82,600
MSA			500,000									500,000
Special Assessment - Bonded			194,200									194,200
Storm Water Utility Fund			77,680									77,680
Reconstruction Streets: Section 07 Hills 2nd-5th	17-STR-003A			526,680								526,680
GO Bonding (Road Funding)				359,100								359,100
Special Assessment - Bonded				119,700								119,700
Storm Water Utility Fund				47,880								47,880
Reconstruction Streets: Wood Pond Hills 2nd-5th	17-STR-004			365,600								365,600
GO Bonding (Road Funding)				267,600								267,600
Special Assessment - Bonded				89,200								89,200
Storm Water Utility Fund				8,800								8,800

Category		2020	2021	2022	2023	2024	2025	2026	2027	2028	2029	Total
Reconstruction Streets: Whispering Pine Est PI 3	17-STR-013								1,422,950			1,422,950
GO Bonding (Road Funding)									921,938			921,938
Special Assessment - Bonded									307,312			307,312
Storm Water Utility Fund									193,700			193,700
2026 Overlay Projects	17-STR-014							754,300				754,300
GO Bonding (Road Funding)								535,950				535,950
Special Assessment - Bonded								178,650				178,650
Storm Water Utility Fund								39,700				39,700
Alpine Drive Pedestrian Crossing at 151st Avenue	18-STR-001		300,000									300,000
Developer Fees			225,000									225,000
Public Improvement Revolving Fund			75,000									75,000
2027 Overlay Projects	18-STR-002								444,600			444,600
GO Bonding (Road Funding)									315,900			315,900
Special Assessment - Bonded									105,300			105,300
Storm Water Utility Fund									23,400			23,400
Reconstruction Streets: Sports Haven, Sec 1 Unpl	18-STR-003									1,243,000		1,243,000
GO Bonding (Road Funding)										847,500		847,500
Special Assessment - Bonded										282,500		282,500
Storm Water Utility Fund										113,000		113,000
Reconstruction Streets: Barthels Rum River Acres 2	19-STR-001		902,000									902,000
GO Bonding (Road Funding)			415,000									415,000
Special Assessment - Bonded			205,000									205,000
Storm Water Utility Fund			82,000									82,000
Tax Increment Fund #8			200,000									200,000
Reconstruction Streets: Oakwood Hills	19-STR-002		181,886									181,886
GO Bonding (Road Funding)			124,013									124,013
Special Assessment - Bonded			41,338									41,338
Storm Water Utility Fund			16,535									16,535
2020 Overlay Projects	19-STR-003	495,120										495,120
Road Recon/Overlay Fund		152,890										152,890
Special Assessment - Bonded		117,630										117,630
Storm Water Utility Fund		24,600										24,600
Tax Increment Fund #8		200,000										200,000
Reconstruction Streets: 161st Avenue	19-STR-004			279,160								279,160
GO Bonding (Road Funding)				190,337								190,337
Special Assessment - Bonded				63,445								63,445
Storm Water Utility Fund				25,378								25,378
Reconstruction Streets: Rambosek Red Oak Est	19-STR-005			108,183								108,183
GO Bonding (Road Funding)				73,761								73,761
Special Assessment - Bonded				24,587								24,587
Storm Water Utility Fund				9,835								9,835

Category		2020	2021	2022	2023	2024	2025	2026	2027	2028	2029	Total
2021 Overlay Projects	19-STR-006		865,040									865,040
GO Bonding (Road Funding)			610,200									610,200
Special Assessment - Bonded			203,400									203,400
Storm Water Utility Fund			51,440									51,440
2022 Overlay Projects	19-STR-007			580,040								580,040
GO Bonding (Road Funding)				395,476								395,476
Special Assessment - Bonded				131,824								131,824
Storm Water Utility Fund				52,740								52,740
2023 Overlay Projects	19-STR-008				889,200							889,200
GO Bonding (Road Funding)					631,800							631,800
Special Assessment - Bonded					210,600							210,600
Storm Water Utility Fund					46,800							46,800
Reconstruction Streets: Woodlawn Estates	19-STR-009					734,800						734,800
GO Bonding (Road Funding)						544,500						544,500
Special Assessment - Bonded						181,500						181,500
Storm Water Utility Fund						8,800						8,800
Reconstruction Streets: Alicia	19-STR-010					277,376						277,376
GO Bonding (Road Funding)						189,120						189,120
Special Assessment - Bonded						63,040						63,040
Storm Water Utility Fund						25,216						25,216
Reconstruction Streets: Carol-Rose Acres	19-STR-011					353,939						353,939
GO Bonding (Road Funding)						241,322						241,322
Special Assessment - Bonded						80,441						80,441
Storm Water Utility Fund						32,176						32,176
Reconstruction Streets: Sunfish Lake Blvd	19-STR-012						54,909					54,909
GO Bonding (Road Funding)							37,438					37,438
Special Assessment - Bonded							12,479					12,479
Storm Water Utility Fund							4,992					4,992
Reconstruction Streets: Flintwood Hills	19-STR-013						423,300					423,300
GO Bonding (Road Funding)							311,250					311,250
Special Assessment - Bonded							103,750					103,750
Storm Water Utility Fund							8,300					8,300
Reconstruction Streets: Northfork Lake	19-STR-014							158,100				158,100
GO Bonding (Road Funding)								116,250				116,250
Special Assessment - Bonded								38,750				38,750
Storm Water Utility Fund								3,100				3,100
Reconstruction Streets: Ford Brook Est 3rd	19-STR-015								390,225			390,225
GO Bonding (Road Funding)									266,063			266,063
Special Assessment - Bonded									88,687			88,687
Storm Water Utility Fund									35,475			35,475
Reconstruction Streets: Windsorwood	19-STR-016								341,000			341,000
GO Bonding (Road Funding)									232,500			232,500

Category		2020	2021	2022	2023	2024	2025	2026	2027	2028	2029	Total
<i>Special Assessment - Bonded</i>									77,500			77,500
<i>Storm Water Utility Fund</i>									31,000			31,000
Reconstruction Streets: Countryside Estates	19-STR-017									1,745,387		1,745,387
<i>GO Bonding (Road Funding)</i>										1,190,036		1,190,036
<i>Special Assessment - Bonded</i>										396,679		396,679
<i>Storm Water Utility Fund</i>										158,672		158,672
Reconstruction Streets: Waco Street	19-STR-018									117,975		117,975
<i>GO Bonding (Road Funding)</i>										26,812		26,812
<i>Special Assessment - Bonded</i>										80,438		80,438
<i>Storm Water Utility Fund</i>										10,725		10,725
2028 Overlay Projects	19-STR-019									416,100		416,100
<i>GO Bonding (Road Funding)</i>										295,650		295,650
<i>Special Assessment - Bonded</i>										98,550		98,550
<i>Storm Water Utility Fund</i>										21,900		21,900
Reconstruction Streets: High Point	20-STR-001										651,000	651,000
<i>GO Bonding (Road Funding)</i>											455,062	455,062
<i>Special Assessment - Bonded</i>											151,688	151,688
<i>Storm Water Utility Fund</i>											44,250	44,250
Reconstruction Streets: Xkimo Street & Waco St	20-STR-002										234,000	234,000
<i>MSA</i>											213,000	213,000
<i>Storm Water Utility Fund</i>											21,000	21,000
Reconstruction Streets: Riverwood Hills Plat 1	20-STR-003										684,000	684,000
<i>GO Bonding (Road Funding)</i>											478,125	478,125
<i>Special Assessment - Bonded</i>											159,375	159,375
<i>Storm Water Utility Fund</i>											46,500	46,500
2029 Overlay Projects	20-STR-004										516,384	516,384
<i>GO Bonding (Road Funding)</i>											295,380	295,380
<i>MSA</i>											83,160	83,160
<i>Special Assessment - Bonded</i>											98,460	98,460
<i>Storm Water Utility Fund</i>											39,384	39,384
Street Improvement Total		8,058,720	32,694,154	11,420,611	5,295,130	3,092,074	2,201,959	912,400	2,598,775	3,522,462	2,085,384	71,881,669
Street Light Utility Improvement												
Bunker Lake Blvd & Puma Street Lights	19-STLT-001		100,000									100,000
<i>Street Light Utility Fund</i>			100,000									100,000
Riverdale Drive Street Lights	19-STLT-002	85,000										85,000
<i>Street Light Utility Fund</i>		85,000										85,000
Street Light Utility Improvement Total		85,000	100,000									185,000
Unassigned												

Category		2020	2021	2022	2023	2024	2025	2026	2027	2028	2029	Total
2029 Chevy Caprice Replace 2025 Chev Caprice	POL-401										34,000	34,000
<i>General Fund</i>											34,000	34,000
Replace PW Utility Trailer	PW-711		11,000									11,000
<i>General Fund</i>			11,000									11,000
Unassigned Total			11,000								34,000	45,000
Water Utility Improvement												
Complete Pump House 3	04-WTR-005	240,000										240,000
<i>Grants/Outside Sources</i>		30,000										30,000
<i>Water Utility Fund</i>		210,000										210,000
Water Treatment Facility	04-WTR-017								12,000,000	12,000,000		24,000,000
<i>Water Utility Fund</i>									12,000,000	12,000,000		24,000,000
Fire Station #1 Extension of Water	11-WTR-003				55,000							55,000
<i>Water Utility Fund</i>					55,000							55,000
Refurbish Water Tower #2	14-WTR-001	1,300,000										1,300,000
<i>Water Utility Fund</i>		1,300,000										1,300,000
Refurbish Water Tower #1	14-WTR-002		700,000									700,000
<i>Water Utility Fund</i>			700,000									700,000
Construct Well #9 and Pumphouse #5	16-WTR-002	75,000			1,700,000							1,775,000
<i>Water Utility Fund</i>		75,000			1,700,000							1,775,000
Water Utility Improvement Total		1,615,000	700,000		1,755,000				12,000,000	12,000,000		28,070,000
GRAND TOTAL		12,815,720	49,610,354	12,799,611	7,983,130	3,779,074	3,369,959	1,979,900	15,824,075	16,148,462	22,852,884	147,163,169



PROJECT DETAILS



Capital Improvement Program

2020 *thru* 2029

City of Ramsey, Minnesota

Project #	06-BLDG-001
Project Name	Public Works Campus Building Improvements

Department Capital Bonding Projects
Contact
Type Buildings
Useful Life 50 Years
Category Capital Bonding Projects
Priority 2-New Addition (High)
Status Active

Total Cost \$18,000,000

Description

This project contemplates acquisition of 25 acres for a new public works campus and construction of the first phase of buildings to serve the needs of the community. The 2006 salt storage building can be relocated to the site.

CIP Act Criteria:

1. Conditions of City Infrastructure and Need for the Project:
The present public works site is landlocked and current size cannot be expanded to meet expected future growth.
2. Demand for Improvement:
As described above, the site doesn't meet the needs of the future.
3. Costs of the Improvement:
Land : \$3,000,000
Building: \$15,000,000
4. Availability of Public Resources:
The project may be funded by a combination of general property tax levy and available resources on hand. In addition, the bonds would be secured by the City's full faith and credit.
5. Relative Costs and Benefits of Alternative Uses of the Funds:
There are no significant alternatives for funds designated for this project.
6. Operating Costs of the Proposed Investments:
There would be no operating costs for the first five years. The land will be held and developed as growth occurs.
7. Options for Shared Facilities with Other Cities or Local Government:
Not applicable; the site currently exists and is located next to current PW facility.
8. Level of Overlapping Debt:

Justification

The City population is projected to continue to grow. Staff has polled other municipalities that are currently the size of Ramsey's projected growth. This proposed area is the median size for a public works campus. The present campus is land locked and cannot be expanded to meet this median size. This project anticipates land acquisition and the start of a public works campus that can grow as the city grows.

Capital Improvement Program

2020 *thru* 2029

City of Ramsey, Minnesota

Prior	Expenditures	2020	2021	2022	2023	2024	2025	2026	2027	2028	2029	Total
3,000,000	Building Cost/Construction	600,000	14,400,000									15,000,000
Total	Total	600,000	14,400,000									15,000,000

Prior	Funding Sources	2020	2021	2022	2023	2024	2025	2026	2027	2028	2029	Total
3,000,000	Landfill Fund		2,000,000									2,000,000
	Sewer Utility Fund		1,875,000									1,875,000
Total	Facility Fund	600,000	400,000									1,000,000
	Storm Water Utility Fund		500,000									500,000
	Street Light Utility Fund		250,000									250,000
	Water Utility Fund		1,875,000									1,875,000
	GO CIP Bonding		7,500,000									7,500,000
	Total	600,000	14,400,000									15,000,000

Capital Improvement Program

2020 *thru* 2029

City of Ramsey, Minnesota

Project #	17-IT-004
Project Name	Police Copier - File Room

Department	Capital Equipment
Contact	
Type	Equipment
Useful Life	10
Category	Capital Equipment
Priority	1-Existing Obligation (High)
Status	Active

Total Cost \$14,000

Description

The current copier was purchased around year 2008. The plan is to replace the police department's main copier before any major failure.

Justification

The age of the machine (in the scheduled replacement year) will be well past life expectancy. With the increased speed and capabilities of a new machine, the intent is to consolidate two copiers and a fax machine into one new copier. This will decrease maintenance, supply and power costs.

Expenditures	2020	2021	2022	2023	2024	2025	2026	2027	2028	2029	Total
Furnishings/Equipment		14,000									14,000
Total		14,000									14,000

Funding Sources	2020	2021	2022	2023	2024	2025	2026	2027	2028	2029	Total
Equipment Revolving Fund		14,000									14,000
Total		14,000									14,000

Capital Improvement Program

2020 *thru* 2029

City of Ramsey, Minnesota

Project #	17-IT-005
Project Name	Police Copier - Patrol

Department	Capital Equipment
Contact	
Type	Equipment
Useful Life	10
Category	Capital Equipment
Priority	1-Existing Obligation (High)
Status	Active

Total Cost \$10,000

Description
 The current copier was purchased around 2010. The copier was moved from Administration to Police after the Admin copier was replaced in 2015. The substitution has worked well for the department, but the machine is likely to run into issues.

Justification
 The age of the machine (in the scheduled replacement year) will be well past life expectancy. The copier has had a useful life and lasted through two departments. Will need to replace to avoid extended outages and maintenance costs.

Expenditures	2020	2021	2022	2023	2024	2025	2026	2027	2028	2029	Total
Furnishings/Equipment		10,000									10,000
Total		10,000									10,000

Funding Sources	2020	2021	2022	2023	2024	2025	2026	2027	2028	2029	Total
Equipment Revolving Fund		10,000									10,000
Total		10,000									10,000

Capital Improvement Program

2020 *thru* 2029

City of Ramsey, Minnesota

Project #	17-IT-008
Project Name	Universal Power Supply Replacement

Department	Capital Equipment
Contact	
Type	Equipment
Useful Life	10
Category	Capital Equipment
Priority	3-Existing Obligation (Med)
Status	Active

Total Cost \$30,000

Description
 The Universal Power Supply, or UPS, at City Hall provided lightning protection and battery backup to the city's server room. In the event of a mass power outage, the UPS would sustain on-premise city services for a limited time until generator power was available.

Justification
 The current UPS went in when the Municipal Center building was constructed in 2006, and based on research, the unit will no longer be serviceable after 2018.
 New batteries will be installed in 2018 to last until the planned replacement year.

Expenditures	2020	2021	2022	2023	2024	2025	2026	2027	2028	2029	Total
Furnishings/Equipment			30,000								30,000
Total			30,000								30,000

Funding Sources	2020	2021	2022	2023	2024	2025	2026	2027	2028	2029	Total
General Fund			30,000								30,000
Total			30,000								30,000

Capital Improvement Program

2020 *thru* 2029

City of Ramsey, Minnesota

Project #	17-IT-009
Project Name	Core Switch Replacement

Department	Capital Equipment
Contact	
Type	Equipment
Useful Life	10
Category	Capital Equipment
Priority	3-Existing Obligation (Med)
Status	Active

Total Cost \$52,000

Description
The city's core switch is a central hub of our communication network. All servers and remote sites, cameras and workstations eventually connect back to the core switch.

Justification
The core switch may very well be the most important single piece of hardware in our network. Replacements are currently scheduled for every 10 years to prevent hardware failures due to age and to keep the unit serviceable through LOGIS.

Expenditures	2020	2021	2022	2023	2024	2025	2026	2027	2028	2029	Total
Furnishings/Equipment							52,000				52,000
Total							52,000				52,000

Funding Sources	2020	2021	2022	2023	2024	2025	2026	2027	2028	2029	Total
General Fund							52,000				52,000
Total							52,000				52,000

Capital Improvement Program

2020 *thru* 2029

City of Ramsey, Minnesota

Project #	17-IT-011
Project Name	Engineering Plotter Replacement

Department	Capital Equipment
Contact	
Type	Equipment
Useful Life	10
Category	Capital Equipment
Priority	3-Existing Obligation (Med)
Status	Active

Total Cost \$10,000

Description
The Engineering plotter is a large format printer and scanner used for scanning maps and other large documents in order to send or retain them.

Justification
The Engineering plotter/scanner was last replaced in 2013. The estimated useful life of the plotter is around 10 years. The replacement has been scheduled to evaluate the current health of the machine and to possibly give the opportunity to update to a new plotter with better technology.

Expenditures	2020	2021	2022	2023	2024	2025	2026	2027	2028	2029	Total
Furnishings/Equipment				10,000							10,000
Total				10,000							10,000

Funding Sources	2020	2021	2022	2023	2024	2025	2026	2027	2028	2029	Total
General Fund				10,000							10,000
Total				10,000							10,000

Capital Improvement Program

2020 *thru* 2029

City of Ramsey, Minnesota

Project #	17-IT-013
Project Name	Council Chamber, Fire 1/2, Park Ramp & P W Switch

Department	Capital Equipment
Contact	
Type	Equipment
Useful Life	10
Category	Capital Equipment
Priority	3-Existing Obligation (Med)
Status	Active

Total Cost \$30,000

Description
The networking switch is responsible for network connectivity in the city's council chambers, Fire #1, Fire #2, Parking Ramp and Parking Ramp Extension and the Public Works Trailer. The respective costs for each jurisdiction is \$5,000 Each

Justification
The equipment has exceeded its expected useful life. The replacement is intended to avoid any outages related to a hardware failure (due to age).

Expenditures	2020	2021	2022	2023	2024	2025	2026	2027	2028	2029	Total
Furnishings/Equipment					30,000						30,000
Total					30,000						30,000

Funding Sources	2020	2021	2022	2023	2024	2025	2026	2027	2028	2029	Total
General Fund					30,000						30,000
Total					30,000						30,000

Capital Improvement Program

2020 *thru* 2029

City of Ramsey, Minnesota

Project #	17-IT-014
Project Name	Public Works Utilities Switch

Department	Capital Equipment
Contact	
Type	Equipment
Useful Life	10
Category	Capital Equipment
Priority	3-Existing Obligation (Med)
Status	Active

Total Cost \$7,000

Description
Networking switch is responsible for network connectivity at the Public Works Utilities building.

Justification
The equipment has exceeded its expected useful life. The replacement is intended to avoid any outages related to a hardware failure (due to age).

Expenditures	2020	2021	2022	2023	2024	2025	2026	2027	2028	2029	Total
Furnishings/Equipment					7,000						7,000
Total					7,000						7,000

Funding Sources	2020	2021	2022	2023	2024	2025	2026	2027	2028	2029	Total
General Fund					7,000						7,000
Total					7,000						7,000

Capital Improvement Program

2020 *thru* 2029

City of Ramsey, Minnesota

Project #	17-IT-016
Project Name	Administration Copier

Department	Capital Equipment
Contact	
Type	Equipment
Useful Life	10
Category	Capital Equipment
Priority	3-Existing Obligation (Med)
Status	Active

Total Cost \$12,000

Description
The copier in Administration and Finance provides high-speed and high-volume prints, as well as color and finishing capabilities.

Justification
The unit was purchased in 2015. The scheduled replacement is at the ten-year mark to evaluate the health and capabilities of the copier.

Expenditures	2020	2021	2022	2023	2024	2025	2026	2027	2028	2029	Total
Furnishings/Equipment						12,000					12,000
Total						12,000					12,000

Funding Sources	2020	2021	2022	2023	2024	2025	2026	2027	2028	2029	Total
General Fund						12,000					12,000
Total						12,000					12,000

Capital Improvement Program

2020 *thru* 2029

City of Ramsey, Minnesota

Project #	17-IT-017
Project Name	Building Copier

Department	Capital Equipment
Contact	
Type	Equipment
Useful Life	10
Category	Capital Equipment
Priority	3-Existing Obligation (Med)
Status	Active

Total Cost \$9,000

Description
 The copier in the Building department area provides high-speed and high-volume prints, as well as color and finishing capabilities. It also serves as the departments fax machine.

Justification
 The unit was purchased in 2015 with replacement scheduled at the 10-year mark to evaluate the health and capabilities of the copier.

Expenditures	2020	2021	2022	2023	2024	2025	2026	2027	2028	2029	Total
Furnishings/Equipment						9,000					9,000
Total						9,000					9,000

Funding Sources	2020	2021	2022	2023	2024	2025	2026	2027	2028	2029	Total
General Fund						9,000					9,000
Total						9,000					9,000

Capital Improvement Program

2020 *thru* 2029

City of Ramsey, Minnesota

Project #	17-IT-018
Project Name	Engineering Workroom Copier

Department	Capital Equipment
Contact	
Type	Equipment
Useful Life	10
Category	Capital Equipment
Priority	3-Existing Obligation (Med)
Status	Active

Total Cost \$12,000

Description
The copier in the Engineering and Community Development area provides high-speed and high-volume prints, as well as color and finishing capabilities.

Justification
The unit was purchased in 2015 and will be scheduled for replacement at the 10-year mark to evaluate the health and capabilities of the copier.

Expenditures	2020	2021	2022	2023	2024	2025	2026	2027	2028	2029	Total
Furnishings/Equipment						12,000					12,000
Total						12,000					12,000

Funding Sources	2020	2021	2022	2023	2024	2025	2026	2027	2028	2029	Total
General Fund						12,000					12,000
Total						12,000					12,000

Capital Improvement Program

2020 *thru* 2029

City of Ramsey, Minnesota

Project #	20-IT-001
Project Name	Virtual Server Refresh

Department	Capital Equipment
Contact	
Type	Equipment
Useful Life	10
Category	Capital Equipment
Priority	3-Existing Obligation (Med)
Status	Active

Total Cost \$33,000

Description
 The twin virtual servers and SAN (network centralized storage) units were put in service in 2019. Recommended replacement of these units is every 5-7 years. The onsite servers (as of 2019) provide user logon/printing functions, surveillance and telephone services.

Justification
 As part of the city's replacement rotation, staff recommends replacing the onsite servers to reduce risk of failure.

Expenditures	2020	2021	2022	2023	2024	2025	2026	2027	2028	2029	Total
Furnishings/Equipment							33,000				33,000
Total							33,000				33,000

Funding Sources	2020	2021	2022	2023	2024	2025	2026	2027	2028	2029	Total
General Fund							33,000				33,000
Total							33,000				33,000

Capital Improvement Program

2020 *thru* 2029

City of Ramsey, Minnesota

Project #	FIRE-501
Project Name	Replace Tanker 11 (501)

Department	Capital Equipment
Contact	
Type	Eqpt Replacement
Useful Life	25
Category	Capital Equipment
Priority	3-Existing Obligation (Med)
Status	Active

Total Cost \$300,000

Description
Replacement of 1994 General Fire Tanker with a 2022 model year 1994 Ford 3000 gallon tanker 20 year life Date Acquired: 12/31/94

Justification
Tanker 11 is one of two tankers that services the city. This tanker is located in Station #1 in the west portion of the city and will be 28 years old at time of replacement. The Fire Department attempts to keep tankers on a 25-year replacement cycle for the purpose of maintaining a reliable piece of equipment, limiting repair cost and providing new technology that benefits the firefighters in the form of efficiency and safety. Maintenance costs for this vehicle will begin to increase more rapidly with age. The fire department also benefits from modern equipment by attracting perspective firefighter applicants from Ramsey and the surrounding communities. The cost of the project includes replacement of equipment on the vehicle ensuring that equipment is replaced periodically.

Expenditures	2020	2021	2022	2023	2024	2025	2026	2027	2028	2029	Total
Furnishings/Equipment				300,000							300,000
Total				300,000							300,000

Funding Sources	2020	2021	2022	2023	2024	2025	2026	2027	2028	2029	Total
General Fund				300,000							300,000
Total				300,000							300,000

Capital Improvement Program

2020 thru 2029

City of Ramsey, Minnesota

Project #	FIRE-502
Project Name	Replace Engine #21 (565)

Department	Capital Equipment
Contact	
Type	Eqpt Replacement
Useful Life	20
Category	Capital Equipment
Priority	3-Existing Obligation (Med)
Status	Active

Total Cost \$700,000

Description
Replacement of 2007 Rosenbauer Fire Engine with a 2027 model year.

Justification
Engine 21 is one of two engines that service the city. This engine is located in Station #2 in the east portion of the City and will be 20 years old at time of replacement. The Fire Department attempts to keep engines on a 20-year replacement cycle for the purpose of maintaining a reliable piece of equipment, limiting repair costs and providing new technology that benefits the firefighters in the form of efficiency and safety. Maintenance costs for this vehicle will begin to increase more rapidly with age. The fire department also benefits from modern equipment by attracting perspective firefighter applicants from Ramsey and the surrounding communities. The cost of the project includes replacement of equipment and hose on the vehicle ensuring that equipment is replaced periodically.

Expenditures	2020	2021	2022	2023	2024	2025	2026	2027	2028	2029	Total
Furnishings/Equipment							350,000	350,000			700,000
Total							350,000	350,000			700,000

Funding Sources	2020	2021	2022	2023	2024	2025	2026	2027	2028	2029	Total
General Fund							350,000	350,000			700,000
Total							350,000	350,000			700,000

Capital Improvement Program

2020 *thru* 2029

City of Ramsey, Minnesota

Project #	FIRE-503
Project Name	Replace Engine 11 (556) - Payable over 2 years

Department	Capital Equipment
Contact	
Type	Eqpt Replacement
Useful Life	20
Category	Capital Equipment
Priority	1-Existing Obligation (High)
Status	Active

Total Cost \$650,000

Description

Replacement of 1999 Custom Fire Engine with a 2021 model year.

Justification

Engine 11 is one of two engines that services the city. This engine is located in Station #1 in the west portion of the city and will be 22 years old at time of replacement. The Fire Department attempts to keep engines on a 20-year replacement cycle for the purpose of maintaining a reliable piece of equipment, limiting repair cost and providing new technology that benefits the firefighters in the form of efficiency and safety. Maintenance costs for this vehicle will begin to increase more rapidly with age. The fire department also benefits from modern equipment by attracting prospective firefighter applicants from Ramsey and the surrounding communities. The cost of the project includes replacement of equipment and hose on the vehicle ensuring that equipment is replaced periodically.

Expenditures	2020	2021	2022	2023	2024	2025	2026	2027	2028	2029	Total
Furnishings/Equipment	325,000	325,000									650,000
Total	325,000	325,000									650,000

Funding Sources	2020	2021	2022	2023	2024	2025	2026	2027	2028	2029	Total
Equipment Revolving Fund	325,000										325,000
General Fund		325,000									325,000
Total	325,000	325,000									650,000

Capital Improvement Program

2020 *thru* 2029

City of Ramsey, Minnesota

Project #	FIRE-505
Project Name	Replace Grass 11 (562)

Department	Capital Equipment
Contact	
Type	Eqpt Replacement
Useful Life	20
Category	Capital Equipment
Priority	3-Existing Obligation (Med)
Status	Active

Total Cost \$45,000

Description
Replacement of 2003 Ford F-350 Grass Vehicle with a 2023 Ford F-350.

Justification
Grass 11 is the primary response vehicle out of Station 1 for grass fires and is one of two grass fire response vehicles that service the City. The vehicle will be 20 years old at time of replacement. The Fire Dept attempts to keep the Grass vehicle on a 20 year replacement cycle for purposes of maintaining a reliable piece of equipment and limiting repair cost. Replacements are made on a regular systematic rotation based on mileage, maintenance and safety concerns in close consultation with the City Mechanic.

Expenditures	2020	2021	2022	2023	2024	2025	2026	2027	2028	2029	Total
Furnishings/Equipment					45,000						45,000
Total					45,000						45,000

Funding Sources	2020	2021	2022	2023	2024	2025	2026	2027	2028	2029	Total
General Fund					45,000						45,000
Total					45,000						45,000

Capital Improvement Program

2020 *thru* 2029

City of Ramsey, Minnesota

Project #	FIRE-557
Project Name	Replace Fire Rescue #21 (557)

Department	Capital Equipment
Contact	
Type	Equipment
Useful Life	20
Category	Capital Equipment
Priority	3-Existing Obligation (Med)
Status	Active

Total Cost \$80,000

Description
Replacement of 2000 Ford F-450 Rescue Chassis with a 2025 Ford F-450.

Justification
Rescue 21 is the primary response vehicle out of Station 2 for personal injury accidents and medical calls and is one of two rescue response vehicles that service the city. The vehicle will be 25 years old at the time of replacement. The Fire Department attempts to keep the Rescue vehicles on a 20-year replacement cycle for the purpose of maintaining a reliable piece of equipment and limiting repair costs. Replacements are made on a regular systematic rotation based on mileage, maintenance and safety concerns in close consultation with the City Mechanic.

Expenditures	2020	2021	2022	2023	2024	2025	2026	2027	2028	2029	Total
Furnishings/Equipment						80,000					80,000
Total						80,000					80,000

Funding Sources	2020	2021	2022	2023	2024	2025	2026	2027	2028	2029	Total
General Fund						80,000					80,000
Total						80,000					80,000

Capital Improvement Program

2020 *thru* 2029

City of Ramsey, Minnesota

Project # FIRE-560
Project Name Replace Aerial Ladder Truck

Department Capital Equipment
Contact
Type Eqpt Replacement
Useful Life 25
Category Capital Equipment
Priority 3-Existing Obligation (Med)
Status Active

Total Cost \$750,000

Description
 2003 Aerial Ladder Truck
 Date Acquired: 9/11/03

Justification

Expenditures	2020	2021	2022	2023	2024	2025	2026	2027	2028	2029	Total	Future
Furnishings/Equipment										375,000	375,000	375,000
Total										375,000	375,000	Total

Funding Sources	2020	2021	2022	2023	2024	2025	2026	2027	2028	2029	Total	Future
General Fund										375,000	375,000	375,000
Total										375,000	375,000	Total

Capital Improvement Program

2020 *thru* 2029

City of Ramsey, Minnesota

Project #	FIRE-561
Project Name	Replace, Boat, Motor, Trailer Rescue

Department Capital Equipment
Contact
Type Eqpt Replacement
Useful Life 25
Category Capital Equipment
Priority 3-Existing Obligation (Med)
Status Active

Total Cost \$10,000

Description
Mako SCBA Trailer Date Acquired: 5/13/02

Justification

Expenditures	2020	2021	2022	2023	2024	2025	2026	2027	2028	2029	Total
Furnishings/Equipment									10,000		10,000
Total									10,000		10,000

Funding Sources	2020	2021	2022	2023	2024	2025	2026	2027	2028	2029	Total
General Fund									10,000		10,000
Total									10,000		10,000

Capital Improvement Program

2020 *thru* 2029

City of Ramsey, Minnesota

Project #	FIRE-564
Project Name	Replace Rescue 11 (559)

Department	Capital Equipment
Contact	
Type	Eqpt Replacement
Useful Life	20 Years
Category	Capital Equipment
Priority	3-Existing Obligation (Med)
Status	Active

Total Cost \$80,000

Description
Replacement of 2004 Ford F-350 Grass Vehicle with 2024 F-350.

Justification
Rescue 11 is the primary response vehicle out of Station 1 for personal injury accidents and medical calls and is one of two response vehicles that service the City. The vehicle will be 20 years old at time of replacement. The Fire Dept attempts to keep the rescue vehicles on a 20 year replacement cycle for purposes of maintaining a reliable piece of equipment and limiting repair cost. Replacements are made on a regular systematic rotation based on mileage, maintenance and safety concerns in close consultation with the City Mechanic.

Expenditures	2020	2021	2022	2023	2024	2025	2026	2027	2028	2029	Total
Furnishings/Equipment					80,000						80,000
Total					80,000						80,000

Funding Sources	2020	2021	2022	2023	2024	2025	2026	2027	2028	2029	Total
General Fund					80,000						80,000
Total					80,000						80,000

Capital Improvement Program

2020 *thru* 2029

City of Ramsey, Minnesota

Project #	FIRE-565
Project Name	Replacement Extrication Tools R-11

Department	Capital Equipment
Contact	
Type	Equipment
Useful Life	15
Category	Capital Equipment
Priority	3-Existing Obligation (Med)
Status	Active

Total Cost \$50,000

Description
Replacement of 2009 Extrication Equipment.

Justification
Extrication tools are carried on each Rescue truck. These tools, also known as jaws of life, allow firefighters to extricate victims entrapped in a motor vehicle without further injury.

Expenditures	2020	2021	2022	2023	2024	2025	2026	2027	2028	2029	Total
Furnishings/Equipment			50,000								50,000
Total			50,000								50,000

Funding Sources	2020	2021	2022	2023	2024	2025	2026	2027	2028	2029	Total
General Fund			50,000								50,000
Total			50,000								50,000

Capital Improvement Program

2020 *thru* 2029

City of Ramsey, Minnesota

Project #	FIRE-566A
Project Name	Replace Fire Prevention Vehicle #571

Department	Capital Equipment
Contact	
Type	Equipment
Useful Life	7 Years
Category	Capital Equipment
Priority	3-Existing Obligation (Med)
Status	Active

Total Cost \$45,000

Description
Replacement of 2019 Chevrolet Tahoe Fire Prevention vehicle with 2026 Chevrolet Tahoe.

Justification
The Fire Prevention vehicle is used daily for inspections and response to calls for service and is one of three first response vehicles that service the city. The vehicle will be 7 years old at time of replacement. The Fire Dept attempts to keep the Fire prevention vehicle on a 7 year replacement cycle for the purpose of maintaining a reliable piece of equipment and limiting repair cost. Replacements are made on a regular systematic rotation based on mileage, maintenance and safety concerns in close consultation with the City Mechanic.

Expenditures	2020	2021	2022	2023	2024	2025	2026	2027	2028	2029	Total
Furnishings/Equipment							45,000				45,000
Total							45,000				45,000

Funding Sources	2020	2021	2022	2023	2024	2025	2026	2027	2028	2029	Total
General Fund							45,000				45,000
Total							45,000				45,000

Capital Improvement Program

2020 *thru* 2029

City of Ramsey, Minnesota

Project #	FIRE-569A
Project Name	Replace Fire Chief Vehicle (569)

Department Capital Equipment
Contact
Type Equipment
Useful Life 7 Years
Category Capital Equipment
Priority 3-Existing Obligation (Med)
Status Active

Total Cost \$50,000

Description
Replacement of 2017 Chevrolet Tahoe Fire Chief vehicle with 2024 Chevrolet Tahoe.

Justification
The Fire Chief vehicle is the primary emergency vehicle during the weekday hours and is one of three fire response vehicles that service the city. This unit is also equipped to function as a mobile command post during emergency incidents. The vehicle will be 7 years old at the time of replacement. The Fire Department attempts to keep the Fire Chief vehicle on a 7-year replacement cycle for the purpose of maintaining a reliable piece of equipment and limiting repair costs. Replacements are made on a regular systematic rotation based on mileage, maintenance and safety concerns in close consultation with the City Mechanic.

Expenditures	2020	2021	2022	2023	2024	2025	2026	2027	2028	2029	Total
Furnishings/Equipment					50,000						50,000
Total					50,000						50,000

Funding Sources	2020	2021	2022	2023	2024	2025	2026	2027	2028	2029	Total
General Fund					50,000						50,000
Total					50,000						50,000

Capital Improvement Program

2020 *thru* 2029

City of Ramsey, Minnesota

Project #	FIRE-570A
Project Name	Replace Fire Duty Officer Vehicle (570)

Department	Capital Equipment
Contact	
Type	Equipment
Useful Life	8
Category	Capital Equipment
Priority	3-Existing Obligation (Med)
Status	Active

Total Cost \$45,000

Description
Replacement of 2017 Ford F-150 Duty Officer vehicle with 2025 Ford Explorer.

Justification
The Duty Officer truck is the primary emergency vehicle during the evening and weekend hours and is one of three fire response vehicles that service the city. The truck rotates between on-call officers and will be 8 years old at the time of replacement. The Fire Department attempts to keep the duty vehicles on a 8-year replacement cycle for the purpose of maintaining a reliable piece of equipment and limiting repair costs. Replacements are made on a regular systematic rotation based on mileage, maintenance and safety concerns in close consultation with the City Mechanic.

Expenditures	2020	2021	2022	2023	2024	2025	2026	2027	2028	2029	Total
Furnishings/Equipment						45,000					45,000
Total						45,000					45,000

Funding Sources	2020	2021	2022	2023	2024	2025	2026	2027	2028	2029	Total
General Fund						45,000					45,000
Total						45,000					45,000

Capital Improvement Program

2020 *thru* 2029

City of Ramsey, Minnesota

Project #	FIRE-576
Project Name	Replace Fire Prevention Vehicle #386

Department	Capital Equipment
Contact	
Type	Eqpt Replacement
Useful Life	8
Category	Capital Equipment
Priority	1-Existing Obligation (High)
Status	Active

Total Cost \$40,000

Description
Replacement of 2008 Chevrolet Tahoe Fire Prevention Vehicle with 2020 Chevrolet Tahoe.

Justification
The Fire Inspection Vehicle is used daily for inspections and response for service calls and is one of the three first response vehicles that serve the city. The vehicle will be 12 years old at the time of replacement. The Fire Department attempts to keep the Fire Inspection vehicle on a 7-year replacement cycle for the purpose of maintaining a reliable piece of equipment and limiting repair costs. Replacements are made on a regular systematic rotation based on mileage, maintenance and safety concerns in close consultation with the city mechanic.

Expenditures	2020	2021	2022	2023	2024	2025	2026	2027	2028	2029	Total
Furnishings/Equipment	40,000										40,000
Total	40,000										40,000

Funding Sources	2020	2021	2022	2023	2024	2025	2026	2027	2028	2029	Total
Equipment Revolving Fund	40,000										40,000
Total	40,000										40,000

Capital Improvement Program

2020 *thru* 2029

City of Ramsey, Minnesota

Project #	GENGOV-001
Project Name	Replace Maintenance Vehicle (564)

Department	Capital Equipment
Contact	
Type	Equipment
Useful Life	15
Category	Capital Equipment
Priority	3-Existing Obligation (Med)
Status	Active

Total Cost \$60,000

Description
Replacement of 2008 Ford Expedition moved to Fire. Was #386

Justification
This was originally the Fire Chief vehicle handed down to building maintenance of city maintenance needs. The vehicle has met its useful life.

Expenditures	2020	2021	2022	2023	2024	2025	2026	2027	2028	2029	Total
Furnishings/Equipment						60,000					60,000
Total						60,000					60,000

Funding Sources	2020	2021	2022	2023	2024	2025	2026	2027	2028	2029	Total
General Fund						60,000					60,000
Total						60,000					60,000

Capital Improvement Program

2020 *thru* 2029

City of Ramsey, Minnesota

Project #	GENGOV-002
Project Name	Replace Maintenance Utility Tractor #409

Department Capital Equipment
Contact
Type Equipment
Useful Life 20
Category Capital Equipment
Priority 3-Existing Obligation (Med)
Status Active

Total Cost \$55,000

Description
Replace 2000 Holder utility tractor used for snow removal at the City Hall campus. Unit #409. This piece of equipment was purchased from the City of Andover in 2009.

Justification
This unit has approximately 1100 hours of use and it getting difficult to find replacement/repair parts. This unit is used primarily for snow removal operations at City Hall.

Expenditures	2020	2021	2022	2023	2024	2025	2026	2027	2028	2029	Total
Furnishings/Equipment			55,000								55,000
Total			55,000								55,000

Funding Sources	2020	2021	2022	2023	2024	2025	2026	2027	2028	2029	Total
General Fund			55,000								55,000
Total			55,000								55,000

Capital Improvement Program

2020 *thru* 2029

City of Ramsey, Minnesota

Project #	GENGOV-003
Project Name	Sweeper Scrubber

Department	Capital Equipment
Contact	
Type	Equipment
Useful Life	20
Category	Capital Equipment
Priority	4-New Addition (Med)
Status	Active

Total Cost \$30,000

Description
This would be a small-scale industrial sweeper for cleaning the hard surface floors at City Hall/PD garage and spot clean up in the parking ramp.

Justification
This unit would be used in areas that the large scale street sweeper cannot fit into. Would also be used in City Hall for hard surface floor cleaning.

Expenditures	2020	2021	2022	2023	2024	2025	2026	2027	2028	2029	Total
Furnishings/Equipment						30,000					30,000
Total						30,000					30,000

Funding Sources	2020	2021	2022	2023	2024	2025	2026	2027	2028	2029	Total
General Fund						30,000					30,000
Total						30,000					30,000

Capital Improvement Program

2020 *thru* 2029

City of Ramsey, Minnesota

Project # GENGOV-004
Project Name Replace 2013 F-250 Pickup Unit #410

Department Capital Equipment
Contact
Type Equipment
Useful Life 12
Category Capital Equipment
Priority 3-Existing Obligation (Med)
Status Active

Total Cost \$42,000

Description
 Replace Unit #410 - 2013 F-250 Pick-up.

Justification
 This truck is used by Building Maintenance on a daily basis to perform building maintenance throughout the city. This truck is also used for snow removal operations.

Expenditures	2020	2021	2022	2023	2024	2025	2026	2027	2028	2029	Total
Furnishings/Equipment						42,000					42,000
Total						42,000					42,000

Funding Sources	2020	2021	2022	2023	2024	2025	2026	2027	2028	2029	Total
General Fund						42,000					42,000
Total						42,000					42,000

Capital Improvement Program

2020 *thru* 2029

City of Ramsey, Minnesota

Project #	POL-334
Project Name	2021 Chev Impala Replace 2013 Chev Malibu #334

Department	Capital Equipment
Contact	
Type	Equipment
Useful Life	7 Years
Category	Capital Equipment
Priority	1-Existing Obligation (High)
Status	Active

Total Cost \$31,500

Description
Replace 2013 Chevrolet Impala Captain Squad #334

Justification
Maintain vehicle rotation schedule.

Expenditures	2020	2021	2022	2023	2024	2025	2026	2027	2028	2029	Total
Furnishings/Equipment		31,500									31,500
Total		31,500									31,500

Funding Sources	2020	2021	2022	2023	2024	2025	2026	2027	2028	2029	Total
Equipment Revolving Fund		31,500									31,500
Total		31,500									31,500

Capital Improvement Program

2020 *thru* 2029

City of Ramsey, Minnesota

Project #	POL-335
Project Name	2021 Ford Explorer Replace 2016 Ford Explorer #351

Department	Capital Equipment
Contact	
Type	Equipment
Useful Life	3
Category	Capital Equipment
Priority	3-Existing Obligation (Med)
Status	Active

Total Cost \$32,000

Description
Replace 2016 Ford Explorer Patrol/CSO Reserve Officer Squad #351

Justification
Maintain Vehicle rotation schedule

Expenditures	2020	2021	2022	2023	2024	2025	2026	2027	2028	2029	Total
Furnishings/Equipment			32,000								32,000
Total			32,000								32,000

Funding Sources	2020	2021	2022	2023	2024	2025	2026	2027	2028	2029	Total
General Fund			32,000								32,000
Total			32,000								32,000

Capital Improvement Program

2020 *thru* 2029

City of Ramsey, Minnesota

Project #	POL-359
Project Name	2020 Ford Explorer Replace 2005 F150 #359

Department	Capital Equipment
Contact	
Type	Equipment
Useful Life	3
Category	Capital Equipment
Priority	3-Existing Obligation (Med)
Status	Active

Total Cost \$37,000

Description
Replace 2005 Ford F150 Pickup Truck - Squad #359

Justification
Maintain vehicle rotation schedule.

Expenditures	2020	2021	2022	2023	2024	2025	2026	2027	2028	2029	Total
Furnishings/Equipment				37,000							37,000
Total				37,000							37,000

Funding Sources	2020	2021	2022	2023	2024	2025	2026	2027	2028	2029	Total
General Fund				37,000							37,000
Total				37,000							37,000

Capital Improvement Program

2020 *thru* 2029

City of Ramsey, Minnesota

Project #	POL-366
Project Name	2022 Ford Taurus Replace 2018 Ford Taurus #383

Department	Capital Equipment
Contact	
Type	Equipment
Useful Life	3
Category	Capital Equipment
Priority	3-Existing Obligation (Med)
Status	Active

Total Cost \$33,000

Description
Replace 2018 Chevrolet Caprice Patrol Squad #3XX

Justification
Maintain vehicle rotation schedule.

Expenditures	2020	2021	2022	2023	2024	2025	2026	2027	2028	2029	Total
Furnishings/Equipment			33,000								33,000
Total			33,000								33,000

Funding Sources	2020	2021	2022	2023	2024	2025	2026	2027	2028	2029	Total
General Fund			33,000								33,000
Total			33,000								33,000

Capital Improvement Program

2020 *thru* 2029

City of Ramsey, Minnesota

Project #	POL-367
Project Name	2022 Ford Taurus Replace 2018 Ford Taurus #384

Department	Capital Equipment
Contact	
Type	Equipment
Useful Life	3
Category	Capital Equipment
Priority	3-Existing Obligation (Med)
Status	Active

Total Cost \$33,000

Description
Replace 2018 Chevrolet Tahoe Patrol Squad #3XX

Justification
Maintain vehicle rotation schedule

Expenditures	2020	2021	2022	2023	2024	2025	2026	2027	2028	2029	Total
Furnishings/Equipment			33,000								33,000
Total			33,000								33,000

Funding Sources	2020	2021	2022	2023	2024	2025	2026	2027	2028	2029	Total
General Fund			33,000								33,000
Total			33,000								33,000

Capital Improvement Program

2020 *thru* 2029

City of Ramsey, Minnesota

Project #	POL-368
Project Name	2022 Ford Explorer Relace 2018 Ford Explorer #372

Department	Capital Equipment
Contact	
Type	Equipment
Useful Life	3
Category	Capital Equipment
Priority	3-Existing Obligation (Med)
Status	Active

Total Cost \$32,000

Description
Replace 2018 Ford Explorer Patrol Squad #3XX

Justification
Maintain vehicle rotation schedule.

Expenditures	2020	2021	2022	2023	2024	2025	2026	2027	2028	2029	Total
Furnishings/Equipment			32,000								32,000
Total			32,000								32,000

Funding Sources	2020	2021	2022	2023	2024	2025	2026	2027	2028	2029	Total
General Fund			32,000								32,000
Total			32,000								32,000

Capital Improvement Program

2020 *thru* 2029

City of Ramsey, Minnesota

Project #	POL-369
Project Name	2022 Chev Tahoe Replace 2018 Chev Tahoe #373

Department	Capital Equipment
Contact	
Type	Equipment
Useful Life	3
Category	Capital Equipment
Priority	3-Existing Obligation (Med)
Status	Active

Total Cost \$37,000

Description
Replace 2018 Chevrolet Tahoe Patrol Squad #3XX

Justification
Maintain vehicle rotation schedule

Expenditures	2020	2021	2022	2023	2024	2025	2026	2027	2028	2029	Total
Furnishings/Equipment			37,000								37,000
Total			37,000								37,000

Funding Sources	2020	2021	2022	2023	2024	2025	2026	2027	2028	2029	Total
General Fund			37,000								37,000
Total			37,000								37,000

Capital Improvement Program

2020 *thru* 2029

City of Ramsey, Minnesota

Project #	POL-370
Project Name	2022 Ford Explorer Replace 2017 Ford Explorer #363

Department	Capital Equipment
Contact	
Type	Equipment
Useful Life	3
Category	Capital Equipment
Priority	3-Existing Obligation (Med)
Status	Active

Total Cost \$32,000

Description
Replace 2016 Ford Explorer Patrol Squad #363

Justification
Maintain vehicle rotation schedule

Expenditures	2020	2021	2022	2023	2024	2025	2026	2027	2028	2029	Total
Furnishings/Equipment					32,000						32,000
Total					32,000						32,000

Funding Sources	2020	2021	2022	2023	2024	2025	2026	2027	2028	2029	Total
General Fund					32,000						32,000
Total					32,000						32,000

Capital Improvement Program

2020 *thru* 2029

City of Ramsey, Minnesota

Project #	POL-372
Project Name	2020 Chev Tahoe Replace 2016 Chev Tahoe #361

Department	Capital Equipment
Contact	
Type	Eqpt Replacement
Useful Life	3
Category	Capital Equipment
Priority	1-Existing Obligation (High)
Status	Active

Total Cost \$37,000

Description
Replace 2016 Chevrolet Tahoe 4x4 patrol vehicle #361

Justification
Maintain vehicle rotation schedule

Expenditures	2020	2021	2022	2023	2024	2025	2026	2027	2028	2029	Total
Furnishings/Equipment		37,000									37,000
Total		37,000									37,000

Funding Sources	2020	2021	2022	2023	2024	2025	2026	2027	2028	2029	Total
Equipment Revolving Fund		37,000									37,000
Total		37,000									37,000

Capital Improvement Program

2020 *thru* 2029

City of Ramsey, Minnesota

Project #	POL-376
Project Name	2019 Chev Impala to Replace 2007 Lincoln #376

Department	Capital Equipment
Contact	
Type	Eqpt Replacement
Useful Life	3
Category	Capital Equipment
Priority	1-Existing Obligation (High)
Status	Active

Total Cost \$30,000

Description
Replace 2007 Lincoln MKZ (Unmarked) squad 376

Justification
Maintain vehicle rotation schedule

Expenditures	2020	2021	2022	2023	2024	2025	2026	2027	2028	2029	Total
Furnishings/Equipment	30,000										30,000
Total	30,000										30,000

Funding Sources	2020	2021	2022	2023	2024	2025	2026	2027	2028	2029	Total
Equipment Revolving Fund	30,000										30,000
Total	30,000										30,000

Capital Improvement Program

2020 *thru* 2029

City of Ramsey, Minnesota

Project #	POL-377
Project Name	2023 Ford Explorer Replace 2019 Ford Explorer #3XX

Department	Capital Equipment
Contact	
Type	Equipment
Useful Life	3
Category	Capital Equipment
Priority	3-Existing Obligation (Med)
Status	Active

Total Cost \$34,000

Description
Replace 2019 Ford Explorer Patrol Squad #3XX

Justification
Maintain vehicle rotation schedule

Expenditures	2020	2021	2022	2023	2024	2025	2026	2027	2028	2029	Total
Furnishings/Equipment				34,000							34,000
Total				34,000							34,000

Funding Sources	2020	2021	2022	2023	2024	2025	2026	2027	2028	2029	Total
General Fund				34,000							34,000
Total				34,000							34,000

Capital Improvement Program

2020 *thru* 2029

City of Ramsey, Minnesota

Project #	POL-378
Project Name	2023 Chev Tahoe Replace 2019 Chev Tahoe #3XX

Department	Capital Equipment
Contact	
Type	Equipment
Useful Life	3
Category	Capital Equipment
Priority	3-Existing Obligation (Med)
Status	Active

Total Cost \$42,500

Description
Replace 2019 Chevrolet Tahoe Patrol Squad #3XX

Justification
Maintain vehicle rotation schedule

Expenditures	2020	2021	2022	2023	2024	2025	2026	2027	2028	2029	Total
Furnishings/Equipment				42,500							42,500
Total				42,500							42,500

Funding Sources	2020	2021	2022	2023	2024	2025	2026	2027	2028	2029	Total
General Fund				42,500							42,500
Total				42,500							42,500

Capital Improvement Program

2020 *thru* 2029

City of Ramsey, Minnesota

Project #	POL-379
Project Name	2023 Chev Tahoe Replace 2019 Chev Tahoe #3XX

Department	Capital Equipment
Contact	
Type	Eqpt Replacement
Useful Life	3
Category	Capital Equipment
Priority	3-Existing Obligation (Med)
Status	Active

Total Cost \$42,500

Description
Replace 2019 Chevrolet Tahoe Patrol Squad #3XX

Justification
Maintain vehicle rotation schedule

Expenditures	2020	2021	2022	2023	2024	2025	2026	2027	2028	2029	Total
Furnishings/Equipment				42,500							42,500
Total				42,500							42,500

Funding Sources	2020	2021	2022	2023	2024	2025	2026	2027	2028	2029	Total
General Fund				42,500							42,500
Total				42,500							42,500

Capital Improvement Program

2020 *thru* 2029

City of Ramsey, Minnesota

Project #	POL-380
Project Name	2024 Tahoe Replace 2020 Tahoe#3XX

Department Capital Equipment
Contact
Type Equipment
Useful Life 3
Category Capital Equipment
Priority 3-Existing Obligation (Med)
Status Active

Total Cost \$43,000

Description
Replace 2020 Tahoe Patrol Squad #3XX

Justification
Maintain vehicle rotation schedule

Expenditures	2020	2021	2022	2023	2024	2025	2026	2027	2028	2029	Total
Furnishings/Equipment					43,000						43,000
Total					43,000						43,000

Funding Sources	2020	2021	2022	2023	2024	2025	2026	2027	2028	2029	Total
General Fund					43,000						43,000
Total					43,000						43,000

Capital Improvement Program

2020 *thru* 2029

City of Ramsey, Minnesota

Project #	POL-381
Project Name	2024 Chev Tahoe Replace 2020 Chev Tahoe #3XX

Department	Capital Equipment
Contact	
Type	Equipment
Useful Life	3
Category	Capital Equipment
Priority	3-Existing Obligation (Med)
Status	Active

Total Cost \$41,000

Description
Replace 2020 Chevrolet Tahoe Patrol Squad #3XX

Justification
Maintain vehicle rotation schedule

Expenditures	2020	2021	2022	2023	2024	2025	2026	2027	2028	2029	Total
Furnishings/Equipment					41,000						41,000
Total					41,000						41,000

Funding Sources	2020	2021	2022	2023	2024	2025	2026	2027	2028	2029	Total
General Fund					41,000						41,000
Total					41,000						41,000

Capital Improvement Program

2020 *thru* 2029

City of Ramsey, Minnesota

Project #	POL-382
Project Name	2024 Chev Impala Replace 2016 Chev Impala #366

Department	Capital Equipment
Contact	
Type	Equipment
Useful Life	3
Category	Capital Equipment
Priority	3-Existing Obligation (Med)
Status	Active

Total Cost \$35,000

Description
Replace 2016 Chevrolet Impala Investigator Squad #366

Justification
Maintain Vehicle maintenance schedule

Expenditures	2020	2021	2022	2023	2024	2025	2026	2027	2028	2029	Total
Furnishings/Equipment					35,000						35,000
Total					35,000						35,000

Funding Sources	2020	2021	2022	2023	2024	2025	2026	2027	2028	2029	Total
General Fund					35,000						35,000
Total					35,000						35,000

Capital Improvement Program

2020 *thru* 2029

City of Ramsey, Minnesota

Project #	POL-383
Project Name	2025 Ford Explorer Replace 2021 Ford Explorer #3XX

Department	Capital Equipment
Contact	
Type	Equipment
Useful Life	3
Category	Capital Equipment
Priority	3-Existing Obligation (Med)
Status	Active

Total Cost \$35,000

Description
Replace 2021 Ford Explorer Patrol Squad #3XX

Justification
Maintain vehicle rotation schedule

Expenditures	2020	2021	2022	2023	2024	2025	2026	2027	2028	2029	Total
Furnishings/Equipment						35,000					35,000
Total						35,000					35,000

Funding Sources	2020	2021	2022	2023	2024	2025	2026	2027	2028	2029	Total
General Fund						35,000					35,000
Total						35,000					35,000

Capital Improvement Program

2020 *thru* 2029

City of Ramsey, Minnesota

Project #	POL-384
Project Name	2025 Chevy Caprice Replace 2021 Chevy Caprice #3XX

Department	Capital Equipment
Contact	
Type	Equipment
Useful Life	3
Category	Capital Equipment
Priority	3-Existing Obligation (Med)
Status	Active

Total Cost \$33,500

Description
Replace 2021 Chev Caprice Patrol Squad #3XX

Justification
Maintain vehicle rotation schedule

Expenditures	2020	2021	2022	2023	2024	2025	2026	2027	2028	2029	Total
Furnishings/Equipment						33,500					33,500
Total						33,500					33,500

Funding Sources	2020	2021	2022	2023	2024	2025	2026	2027	2028	2029	Total
General Fund						33,500					33,500
Total						33,500					33,500

Capital Improvement Program

2020 *thru* 2029

City of Ramsey, Minnesota

Project #	POL-385
Project Name	2025 Chevy Impala Replace 2017 Chev Impala #377

Department	Capital Equipment
Contact	
Type	Equipment
Useful Life	3
Category	Capital Equipment
Priority	3-Existing Obligation (Med)
Status	Active

Total Cost \$33,500

Description
Replace 2017 Chevy Impala #377

Justification
Maintain vehicle rotation schedule

Expenditures	2020	2021	2022	2023	2024	2025	2026	2027	2028	2029	Total
Furnishings/Equipment						33,500					33,500
Total						33,500					33,500

Funding Sources	2020	2021	2022	2023	2024	2025	2026	2027	2028	2029	Total
General Fund						33,500					33,500
Total						33,500					33,500

Capital Improvement Program

2020 *thru* 2029

City of Ramsey, Minnesota

Project #	POL-388
Project Name	Replace 2004 Polaris ATV with Plow

Department	Capital Equipment
Contact	
Type	Equipment
Useful Life	10
Category	Capital Equipment
Priority	1-Existing Obligation (High)
Status	Active

Total Cost \$12,000

Description
Replacement of 2004 Polaris 600 cc ATV with similar ATV to maintain police vehicle rotation schedule. The ATV is used for police, public safety, search and rescue, and building maintenance operations (snow removal at city hall campus during winter months).

Justification
End of useful life.

Expenditures	2020	2021	2022	2023	2024	2025	2026	2027	2028	2029	Total
Furnishings/Equipment	12,000										12,000
Total	12,000										12,000

Funding Sources	2020	2021	2022	2023	2024	2025	2026	2027	2028	2029	Total
Equipment Revolving Fund	12,000										12,000
Total	12,000										12,000

Capital Improvement Program

2020 *thru* 2029

City of Ramsey, Minnesota

Project #	POL-390
Project Name	2026 Ford Explorer Replace 2022 Ford Explorer #3XX

Department	Capital Equipment
Contact	
Type	Equipment
Useful Life	3
Category	Capital Equipment
Priority	3-Existing Obligation (Med)
Status	Active

Total Cost \$35,500

Description
Replace 2022 Ford Explorer Patrol Squad #3XX

Justification
Maintain vehicle rotation schedule

Expenditures	2020	2021	2022	2023	2024	2025	2026	2027	2028	2029	Total
Furnishings/Equipment							35,500				35,500
Total							35,500				35,500

Funding Sources	2020	2021	2022	2023	2024	2025	2026	2027	2028	2029	Total
General Fund							35,500				35,500
Total							35,500				35,500

Capital Improvement Program

2020 *thru* 2029

City of Ramsey, Minnesota

Project #	POL-391
Project Name	2026 Chev Tahoe Replace 2022 Chev Tahoe #3XX

Department Capital Equipment
Contact
Type Equipment
Useful Life 3
Category Capital Equipment
Priority 3-Existing Obligation (Med)
Status Active

Total Cost \$44,000

Description
Replace 2022 Chevrolet Tahoe Patrol Squad #3XX

Justification
Maintain vehicle rotation schedule

Expenditures	2020	2021	2022	2023	2024	2025	2026	2027	2028	2029	Total
Furnishings/Equipment							44,000				44,000
Total							44,000				44,000

Funding Sources	2020	2021	2022	2023	2024	2025	2026	2027	2028	2029	Total
General Fund							44,000				44,000
Total							44,000				44,000

Capital Improvement Program

2020 *thru* 2029

City of Ramsey, Minnesota

Project #	POL-392
Project Name	2026 Chev Caprice Replace 2022 Chey Caprice #3XX

Department	Capital Equipment
Contact	
Type	Equipment
Useful Life	3
Category	Capital Equipment
Priority	3-Existing Obligation (Med)
Status	Active

Total Cost \$34,000

Description
Replace 2022 Chevrolet Caprice Patrol Squad #3XX

Justification
Maintain vehicle rotation schedule

Expenditures	2020	2021	2022	2023	2024	2025	2026	2027	2028	2029	Total
Furnishings/Equipment							34,000				34,000
Total							34,000				34,000

Funding Sources	2020	2021	2022	2023	2024	2025	2026	2027	2028	2029	Total
General Fund							34,000				34,000
Total							34,000				34,000

Capital Improvement Program

2020 *thru* 2029

City of Ramsey, Minnesota

Project #	POL-393
Project Name	2027 Chev Tahoe Replace 2023 Chev Tahoe #3XX

Department	Capital Equipment
Contact	
Type	Equipment
Useful Life	3
Category	Capital Equipment
Priority	3-Existing Obligation (Med)
Status	Active

Total Cost \$44,500

Description
Replace 2023 Chevrolet Tahoe Patrol Squad #3XX

Justification
Maintain vehicle rotation schedule

Expenditures	2020	2021	2022	2023	2024	2025	2026	2027	2028	2029	Total
Furnishings/Equipment								44,500			44,500
Total								44,500			44,500

Funding Sources	2020	2021	2022	2023	2024	2025	2026	2027	2028	2029	Total
General Fund								44,500			44,500
Total								44,500			44,500

Capital Improvement Program

2020 *thru* 2029

City of Ramsey, Minnesota

Project # POL-394
Project Name 2027 Chev Tahoe Replace 2023 Chev Tahoe #3XX

Department Capital Equipment
Contact
Type Equipment
Useful Life 3
Category Capital Equipment
Priority 3-Existing Obligation (Med)
Status Active

Total Cost \$44,500

Description
 Replace 2023 Chevrolet Tahoe Patrol Squad #3XX

Justification
 Maintain vehicle rotation schedule

Expenditures	2020	2021	2022	2023	2024	2025	2026	2027	2028	2029	Total
Furnishings/Equipment								44,500			44,500
Total								44,500			44,500

Funding Sources	2020	2021	2022	2023	2024	2025	2026	2027	2028	2029	Total
General Fund								44,500			44,500
Total								44,500			44,500

Capital Improvement Program

2020 *thru* 2029

City of Ramsey, Minnesota

Project #	POL-395
Project Name	2027 Ford Utility SUV Replace 2023 Ford Utili #3XX

Department	Capital Equipment
Contact	
Type	Equipment
Useful Life	3
Category	Capital Equipment
Priority	3-Existing Obligation (Med)
Status	Active

Total Cost \$36,000

Description
Replace 2023 Ford Utility SUV Patrol Squad #3XX

Justification
Maintain vehicle rotation schedule

Expenditures	2020	2021	2022	2023	2024	2025	2026	2027	2028	2029	Total
Furnishings/Equipment								36,000			36,000
Total								36,000			36,000

Funding Sources	2020	2021	2022	2023	2024	2025	2026	2027	2028	2029	Total
General Fund								36,000			36,000
Total								36,000			36,000

Capital Improvement Program

2020 *thru* 2029

City of Ramsey, Minnesota

Project # POL-396
Project Name 2024 Acadia Replaces 2016 Acadia #367

Department Capital Equipment
Contact
Type Equipment
Useful Life 3
Category Capital Equipment
Priority 3-Existing Obligation (Med)
Status Active

Total Cost \$35,000

Description
 Replace 2016 GMC Acadia (unmarked) Unite #367

Justification
 Maintain vehicle rotation schedule

Expenditures	2020	2021	2022	2023	2024	2025	2026	2027	2028	2029	Total
Furnishings/Equipment					35,000						35,000
Total					35,000						35,000

Funding Sources	2020	2021	2022	2023	2024	2025	2026	2027	2028	2029	Total
General Fund					35,000						35,000
Total					35,000						35,000

Capital Improvement Program

2020 *thru* 2029

City of Ramsey, Minnesota

Project #	POL-397
Project Name	2026 Chevy Caprice Replace 2022 Chevy Caprice

Department	Capital Equipment
Contact	
Type	Equipment
Useful Life	3
Category	Capital Equipment
Priority	3-Existing Obligation (Med)
Status	Active

Total Cost \$34,000

Description
Replace 2022 Chevy Caprice patrol vehicle

Justification
Maintain vehicle rotation schedule

Expenditures	2020	2021	2022	2023	2024	2025	2026	2027	2028	2029	Total
Furnishings/Equipment							34,000				34,000
Total							34,000				34,000

Funding Sources	2020	2021	2022	2023	2024	2025	2026	2027	2028	2029	Total
General Fund							34,000				34,000
Total							34,000				34,000

Capital Improvement Program

2020 *thru* 2029

City of Ramsey, Minnesota

Project #	POL-398
Project Name	2028 Chevy Tahoe Replace 2024 Chevy Tahoe

Department	Capital Equipment
Contact	
Type	Equipment
Useful Life	3
Category	Capital Equipment
Priority	3-Existing Obligation (Med)
Status	Active

Total Cost \$45,000

Description
Replace 2024 Chevy Tahoe patrol vehicle

Justification
Maintain vehicle rotation schedule.

Expenditures	2020	2021	2022	2023	2024	2025	2026	2027	2028	2029	Total
Furnishings/Equipment									45,000		45,000
Total										45,000	45,000

Funding Sources	2020	2021	2022	2023	2024	2025	2026	2027	2028	2029	Total
General Fund									45,000		45,000
Total										45,000	45,000

Capital Improvement Program

2020 *thru* 2029

City of Ramsey, Minnesota

Project #	POL-399
Project Name	2028 Ford Utility Replace 2024 Ford Utility

Department	Capital Equipment
Contact	
Type	Equipment
Useful Life	3
Category	Capital Equipment
Priority	3-Existing Obligation (Med)
Status	Active

Total Cost \$32,000

Description
Replace 2024 Ford Utility SUV patrol vehicle.

Justification
Maintain vehicle schedule

Expenditures	2020	2021	2022	2023	2024	2025	2026	2027	2028	2029	Total
Furnishings/Equipment									32,000		32,000
Total	<hr/>									32,000	32,000

Funding Sources	2020	2021	2022	2023	2024	2025	2026	2027	2028	2029	Total
General Fund									32,000		32,000
Total	<hr/>									32,000	32,000

Capital Improvement Program

2020 *thru* 2029

City of Ramsey, Minnesota

Project #	POL-400
Project Name	2029 Ford Explorer Replace 2025 Ford Explorer

Department	Capital Equipment
Contact	
Type	Equipment
Useful Life	3
Category	Capital Equipment
Priority	3-Existing Obligation (Med)
Status	Active

Total Cost \$33,000

Description
Replace 2025 Ford Utility SUV Patrol Squad #3XX

Justification
Maintain vehicle rotation schedule.

Expenditures	2020	2021	2022	2023	2024	2025	2026	2027	2028	2029	Total
Furnishings/Equipment										33,000	33,000
Total										33,000	33,000

Funding Sources	2020	2021	2022	2023	2024	2025	2026	2027	2028	2029	Total
General Fund										33,000	33,000
Total										33,000	33,000

Capital Improvement Program

2020 *thru* 2029

City of Ramsey, Minnesota

Project #	POL-401
Project Name	2029 Chevy Caprice Replace 2025 Chev Caprice

Department	Capital Equipment
Contact	
Type	Equipment
Useful Life	3
Category	Unassigned
Priority	3-Existing Obligation (Med)
Status	Active

Total Cost \$34,000

Description
Replace 2025 Chev Caprice Patrol Squad #3XX

Justification
Maintain vehicle rotation schedule.

Expenditures	2020	2021	2022	2023	2024	2025	2026	2027	2028	2029	Total
Furnishings/Equipment										34,000	34,000
Total										34,000	34,000

Funding Sources	2020	2021	2022	2023	2024	2025	2026	2027	2028	2029	Total
General Fund										34,000	34,000
Total										34,000	34,000

Capital Improvement Program

2020 *thru* 2029

City of Ramsey, Minnesota

Project #	PW-002
Project Name	Replace 2004 Tree Spade

Department	Capital Equipment
Contact	
Type	Eqpt Replacement
Useful Life	15
Category	Capital Equipment
Priority	3-Existing Obligation (Med)
Status	Active

Description	Total Cost \$52,000
65 inch tree space	

Justification
This piece of equipment is used to transplant trees in parks and other city owned land. Requires a front-end loader to attach to.

Expenditures	2020	2021	2022	2023	2024	2025	2026	2027	2028	2029	Total
Furnishings/Equipment				52,000							52,000
Total				52,000							52,000

Funding Sources	2020	2021	2022	2023	2024	2025	2026	2027	2028	2029	Total
General Fund				52,000							52,000
Total				52,000							52,000

Capital Improvement Program

2020 *thru* 2029

City of Ramsey, Minnesota

Project #	PW-004
Project Name	Replace 2004 Pull Behind PTO Mower

Department	Capital Equipment
Contact	
Type	Eqpt Replacement
Useful Life	10
Category	Capital Equipment
Priority	3-Existing Obligation (Med)
Status	Active

Total Cost \$28,000

Description
Landpride wide area mower

Justification
This mower is used by the Public Works department when rough mowing large open areas including right-of-way and undeveloped city-owned land.

Expenditures	2020	2021	2022	2023	2024	2025	2026	2027	2028	2029	Total
Furnishings/Equipment								28,000			28,000
Total								28,000			28,000

Funding Sources	2020	2021	2022	2023	2024	2025	2026	2027	2028	2029	Total
General Fund								28,000			28,000
Total								28,000			28,000

Capital Improvement Program

2020 *thru* 2029

City of Ramsey, Minnesota

Project #	PW-005
Project Name	Replace 2004 Snow Thrower

Department	Capital Equipment
Contact	
Type	Eqpt Replacement
Useful Life	15
Category	Capital Equipment
Priority	3-Existing Obligation (Med)
Status	Active

Total Cost \$130,000

Description
2004 SnoGo snow thrower

Justification
This unit is used to load snow from city streets into trucks. Also used to remove large drifts in open areas.

Expenditures	2020	2021	2022	2023	2024	2025	2026	2027	2028	2029	Total
Furnishings/Equipment						130,000					130,000
Total						130,000					130,000

Funding Sources	2020	2021	2022	2023	2024	2025	2026	2027	2028	2029	Total
General Fund						130,000					130,000
Total						130,000					130,000

Capital Improvement Program

2020 *thru* 2029

City of Ramsey, Minnesota

Project #	PW-006
Project Name	Replace 2004 Mobile Generator

Department	Capital Equipment
Contact	
Type	Eqpt Replacement
Useful Life	20 Years
Category	Capital Equipment
Priority	3-Existing Obligation (Med)
Status	Active

Total Cost \$164,000

Description
2004 portable generator

Justification
This tow behind unit powers our sanitary lift stations during power outages.

Expenditures	2020	2021	2022	2023	2024	2025	2026	2027	2028	2029	Total
Furnishings/Equipment					164,000						164,000
Total					164,000						164,000

Funding Sources	2020	2021	2022	2023	2024	2025	2026	2027	2028	2029	Total
Sewer Utility Fund					164,000						164,000
Total					164,000						164,000

Capital Improvement Program

2020 *thru* 2029

City of Ramsey, Minnesota

Project # PW-407
Project Name Replace Engr Car #407 With Chevy Impala

Department Capital Equipment
Contact
Type Eqpt Replacement
Useful Life 12
Category Capital Equipment
Priority 3-Existing Obligation (Med)
Status Active

Total Cost \$24,000

Description
 Unit #407: 2006 Chev Impala

Justification
 Car will be re-evaluated closer to replacement date.

Expenditures	2020	2021	2022	2023	2024	2025	2026	2027	2028	2029	Total
Furnishings/Equipment			24,000								24,000
Total			24,000								24,000

Funding Sources	2020	2021	2022	2023	2024	2025	2026	2027	2028	2029	Total
General Fund			24,000								24,000
Total			24,000								24,000

Capital Improvement Program

2020 *thru* 2029

City of Ramsey, Minnesota

Project # PW-603
Project Name Replace 1999 John Deere Grader: Unit #603

Department Capital Equipment
Contact
Type Eqpt Replacement
Useful Life 20 Years
Category Capital Equipment
Priority 3-Existing Obligation (Med)
Status Active

Total Cost \$280,000

Description
 1999 John Deere Motor Grader

Justification
 This piece of equipment is used for grading the city's approximately 2.5 miles of dirt roads and also used in snow removal operations.

Expenditures	2020	2021	2022	2023	2024	2025	2026	2027	2028	2029	Total
Furnishings/Equipment							280,000				280,000
Total							280,000				280,000

Funding Sources	2020	2021	2022	2023	2024	2025	2026	2027	2028	2029	Total
General Fund							280,000				280,000
Total							280,000				280,000

Capital Improvement Program

2020 *thru* 2029

City of Ramsey, Minnesota

Project # PW-635
Project Name Replace 2001 John Deere Mower: Unit #635

Department Capital Equipment
Contact
Type Eqpt Replacement
Useful Life 8
Category Capital Equipment
Priority 1-Existing Obligation (High)
Status Active

Total Cost \$25,000

Description
 John Deere 72" Front Deck Mower

Justification
 This piece of equipment is used for trail mowing and other areas requiring rough mowing.

Expenditures	2020	2021	2022	2023	2024	2025	2026	2027	2028	2029	Total
Furnishings/Equipment		25,000									25,000
Total		25,000									25,000

Funding Sources	2020	2021	2022	2023	2024	2025	2026	2027	2028	2029	Total
General Fund		25,000									25,000
Total		25,000									25,000

Capital Improvement Program

2020 *thru* 2029

City of Ramsey, Minnesota

Project # PW-644
Project Name Replace-2004 Snowplow Truck: Unit #644

Department Capital Equipment
Contact
Type Eqpt Replacement
Useful Life 10
Category Capital Equipment
Priority 1-Existing Obligation (High)
Status Active

Total Cost \$183,500

Description
 DATE ACQUIRED: 3/24/04
 Single axle plow truck with box and plow equipment
 Unit #644: 2004 International

Justification
 This piece of equipment would be used for street maintenance and snow removal.

Expenditures	2020	2021	2022	2023	2024	2025	2026	2027	2028	2029	Total
Furnishings/Equipment		183,500									183,500
Total		183,500									183,500

Funding Sources	2020	2021	2022	2023	2024	2025	2026	2027	2028	2029	Total
General Fund		183,500									183,500
Total		183,500									183,500

Capital Improvement Program

2020 *thru* 2029

City of Ramsey, Minnesota

Project #	PW-645
Project Name	Replace 2004 Tool Cat

Department	Capital Equipment
Contact	
Type	Eqpt Replacement
Useful Life	10
Category	Capital Equipment
Priority	1-Existing Obligation (High)
Status	Active

Total Cost \$54,000

Description
2004 Tool Cat

Justification
This utility vehicle is used on the Municipal Center campus for snow removal and other general maintenance activities.

Expenditures	2020	2021	2022	2023	2024	2025	2026	2027	2028	2029	Total
Furnishings/Equipment		54,000									54,000
Total		54,000									54,000

Funding Sources	2020	2021	2022	2023	2024	2025	2026	2027	2028	2029	Total
General Fund		54,000									54,000
Total		54,000									54,000

Capital Improvement Program

2020 *thru* 2029

City of Ramsey, Minnesota

Project # PW-654
Project Name Replace 2006 3/4 Ton Truck 2x4 Unit #654

Department Capital Equipment
Contact
Type Eqpt Replacement
Useful Life 10
Category Capital Equipment
Priority 1-Existing Obligation (High)
Status Active

Total Cost \$31,000

Description
 3/4 ton pickup with topper and bed slide-Unit #654 2006 Ford F-250.

Justification
 This piece of equipment would replace unit #654 a 2-wheel drive truck used primarily in the park department for irrigation system repair and maintenance.

Expenditures	2020	2021	2022	2023	2024	2025	2026	2027	2028	2029	Total
Furnishings/Equipment		31,000									31,000
Total		31,000									31,000

Funding Sources	2020	2021	2022	2023	2024	2025	2026	2027	2028	2029	Total
General Fund		31,000									31,000
Total		31,000									31,000

Capital Improvement Program

2020 *thru* 2029

City of Ramsey, Minnesota

Project #	PW-655
Project Name	Replace Sidewalk Machine: Unit #655

Department	Capital Equipment
Contact	
Type	Eqpt Replacement
Useful Life	10
Category	Capital Equipment
Priority	1-Existing Obligation (High)
Status	Active

Total Cost \$97,000

Description
Utility Tractor to replace sidewalk machine #655: 2006 utility tractor Street/Snow removal department

Justification												
This piece of equipment is used for snow removal on sidewalk and trails. Unit 655 will be 14 years old by 2020. Normally start to consider replacement around 10-12 years for this type of equipment. Its 2016 Point Replacement Value is 26 see below:												
<table> <tr> <td>Under 18 Points</td> <td>Condition I</td> <td>Excellent</td> </tr> <tr> <td>18 to 22 Points</td> <td>Condition II</td> <td>Good</td> </tr> <tr> <td>23 to 27 Points</td> <td>Condition III</td> <td>Qualifies for Replacement</td> </tr> <tr> <td>28 Points Plus</td> <td>Condition IV</td> <td>Needs Immediate Attention</td> </tr> </table>	Under 18 Points	Condition I	Excellent	18 to 22 Points	Condition II	Good	23 to 27 Points	Condition III	Qualifies for Replacement	28 Points Plus	Condition IV	Needs Immediate Attention
Under 18 Points	Condition I	Excellent										
18 to 22 Points	Condition II	Good										
23 to 27 Points	Condition III	Qualifies for Replacement										
28 Points Plus	Condition IV	Needs Immediate Attention										

Expenditures	2020	2021	2022	2023	2024	2025	2026	2027	2028	2029	Total
Furnishings/Equipment		97,000									97,000
Total		97,000									97,000

Funding Sources	2020	2021	2022	2023	2024	2025	2026	2027	2028	2029	Total
General Fund		97,000									97,000
Total		97,000									97,000

Capital Improvement Program

2020 *thru* 2029

City of Ramsey, Minnesota

Project #	PW-660
Project Name	Replace Paver, Trailer, Roller

Department	Capital Equipment
Contact	
Type	Eqpt Replacement
Useful Life	20 Years
Category	Capital Equipment
Priority	3-Existing Obligation (Med)
Status	Active

Total Cost \$140,000

Description
Bomag Paver-Felling Trailer and Wolf Pac pneumatic drum roller

Justification
This equipment group is used for small in-house paving projects such as trails and large patches.

Expenditures	2020	2021	2022	2023	2024	2025	2026	2027	2028	2029	Total
Furnishings/Equipment								140,000			140,000
Total								140,000			140,000

Funding Sources	2020	2021	2022	2023	2024	2025	2026	2027	2028	2029	Total
General Fund								140,000			140,000
Total								140,000			140,000

Capital Improvement Program

2020 *thru* 2029

City of Ramsey, Minnesota

Project # PW-662
Project Name Replace 2006 Tandem Axle Plow Truck: Unit #662

Department Capital Equipment
Contact
Type Equipment
Useful Life 10
Category Capital Equipment
Priority 3-Existing Obligation (Med)
Status Active

Total Cost \$218,000

Description
 Replace Unit #662: 2006 Sterling

Justification
 This piece of equipment will replace unit 662, a 2006 tandem axle plow truck.
 This equipment is primarily used in street maintenance and snow removal.

Expenditures	2020	2021	2022	2023	2024	2025	2026	2027	2028	2029	Total
Furnishings/Equipment			218,000								218,000
Total			218,000								218,000

Funding Sources	2020	2021	2022	2023	2024	2025	2026	2027	2028	2029	Total
General Fund			218,000								218,000
Total			218,000								218,000

Capital Improvement Program

2020 *thru* 2029

City of Ramsey, Minnesota

Project #	PW-664
Project Name	Replace 2007 Chevy Pickup Unit #664

Department	Capital Equipment
Contact	
Type	Equipment
Useful Life	15
Category	Capital Equipment
Priority	1-Existing Obligation (High)
Status	Active

Total Cost \$33,000

Description
Replacement for PW Unit #664 a 2007 3/4 ton Chevy Pickup with plow

Justification
This truck is used by the park department and snow removal activities.
Unit 664 will be 13 years old by 2020. Normally start to consider replacement around 12 years depending on the vehicle and its use.

Expenditures	2020	2021	2022	2023	2024	2025	2026	2027	2028	2029	Total
Furnishings/Equipment	33,000										33,000
Total	33,000										33,000

Funding Sources	2020	2021	2022	2023	2024	2025	2026	2027	2028	2029	Total
Equipment Revolving Fund	33,000										33,000
Total	33,000										33,000

Capital Improvement Program

2020 *thru* 2029

City of Ramsey, Minnesota

Project #	PW-665
Project Name	Replace 2007 Chevy Pickup: Unit #665

Department	Capital Equipment
Contact	
Type	Equipment
Useful Life	15
Category	Capital Equipment
Priority	1-Existing Obligation (High)
Status	Active

Total Cost \$27,000

Description
Replacement for PW Unit #665 a 2007 Chevy pickup.

Justification
This truck is to be used by the park department Superintendent/Asst PW Superintendent.

Expenditures	2020	2021	2022	2023	2024	2025	2026	2027	2028	2029	Total
Furnishings/Equipment		27,000									27,000
Total		27,000									27,000

Funding Sources	2020	2021	2022	2023	2024	2025	2026	2027	2028	2029	Total
General Fund		27,000									27,000
Total		27,000									27,000

Capital Improvement Program

2020 *thru* 2029

City of Ramsey, Minnesota

Project #	PW-667
Project Name	Replace 2007 3/4 Ton Pick-Up: Unit #667

Department	Capital Equipment
Contact	
Type	Equipment
Useful Life	10
Category	Capital Equipment
Priority	1-Existing Obligation (High)
Status	Active

Total Cost \$43,000

Description
Replace unit #667 - a 2007 Chev 3/4 ton 4-wheel drive pickup with plow

Justification
This vehicle will replace unit #667, a 2007 3/4 ton pickup with plow equipment. Unit 667 will be 13 years old by 2020. Normally start to consider replacement around 12 years depending on the vehicle and its use. This truck is used by the utility department for snow removal operations.

Expenditures	2020	2021	2022	2023	2024	2025	2026	2027	2028	2029	Total
Furnishings/Equipment	43,000										43,000
Total	43,000										43,000

Funding Sources	2020	2021	2022	2023	2024	2025	2026	2027	2028	2029	Total
Water Utility Fund	43,000										43,000
Total	43,000										43,000

Capital Improvement Program

2020 *thru* 2029

City of Ramsey, Minnesota

Project #	PW-668
Project Name	Replace 2006 Tandem Axle Plow Truck Unit #668

Department	Capital Equipment
Contact	
Type	Equipment
Useful Life	12
Category	Capital Equipment
Priority	3-Existing Obligation (Med)
Status	Active

Total Cost \$218,000

Description
Replace unit #668 - 2006 Sterling

Justification
This piece of equipment will replace unit #668, a 2006 andem axle plow truck. This equipment is primarily used in street maintenance and snow removal.

Expenditures	2020	2021	2022	2023	2024	2025	2026	2027	2028	2029	Total
Furnishings/Equipment				218,000							218,000
Total				218,000							218,000

Funding Sources	2020	2021	2022	2023	2024	2025	2026	2027	2028	2029	Total
General Fund				218,000							218,000
Total				218,000							218,000

Capital Improvement Program

2020 *thru* 2029

City of Ramsey, Minnesota

Project # PW-669
Project Name Replace 2007 International Water Truck: Unit #669

Department Capital Equipment
Contact
Type Equipment
Useful Life 12
Category Capital Equipment
Priority 3-Existing Obligation (Med)
Status Active

Total Cost \$136,000

Description
 Replacement for unit #669 2007 International water truck
 \$148,000 less \$12,000 trade in = \$136,000

Justification
 This piece of equipment is used by the park department for ice rink flooding, boulevard tree watering, etc. This truck is also used by the street department for street sweeping and flushing out storm water catch basins.

Expenditures	2020	2021	2022	2023	2024	2025	2026	2027	2028	2029	Total
Furnishings/Equipment			136,000								136,000
Total			136,000								136,000

Funding Sources	2020	2021	2022	2023	2024	2025	2026	2027	2028	2029	Total
General Fund			68,000								68,000
Storm Water Utility Fund			68,000								68,000
Total			136,000								136,000

Capital Improvement Program

2020 *thru* 2029

City of Ramsey, Minnesota

Project #	PW-671
Project Name	Replace 2008 Bobcat Skidster: Unit #671

Department	Capital Equipment
Contact	
Type	Equipment
Useful Life	12
Category	Capital Equipment
Priority	1-Existing Obligation (High)
Status	Active

Total Cost \$51,000

Description
Replace unit #671 -2008 Bobcat Skidster

Justification
This piece of equipment will replace #671 a 2008 Skid Steer. This piece of equipment is used in all aspects of public works.

Expenditures	2020	2021	2022	2023	2024	2025	2026	2027	2028	2029	Total
Furnishings/Equipment		51,000									51,000
Total		51,000									51,000

Funding Sources	2020	2021	2022	2023	2024	2025	2026	2027	2028	2029	Total
General Fund		51,000									51,000
Total		51,000									51,000

Capital Improvement Program

2020 *thru* 2029

City of Ramsey, Minnesota

Project # PW-674
Project Name Replace 2009 2WD Pickup: Unit 674

Department Capital Equipment
Contact
Type Equipment
Useful Life 20 Years
Category Capital Equipment
Priority 3-Existing Obligation (Med)
Status Active

Description **Total Cost** \$40,000
 Replace unit 674 a 2009 2-wheel drive pickup

Justification
 Unit 674 will be 13 years old by 2022. Normally start to consider replacement around 12 years depending on the vehicle and its use.

Expenditures	2020	2021	2022	2023	2024	2025	2026	2027	2028	2029	Total
Furnishings/Equipment			40,000								40,000
Total			40,000								40,000

Funding Sources	2020	2021	2022	2023	2024	2025	2026	2027	2028	2029	Total
General Fund			40,000								40,000
Total			40,000								40,000

Capital Improvement Program

2020 *thru* 2029

City of Ramsey, Minnesota

Project #	PW-675
Project Name	Replace 2010 Chevy 1- Ton Truck #675

Department	Capital Equipment
Contact	
Type	Equipment
Useful Life	12
Category	Capital Equipment
Priority	1-Existing Obligation (High)
Status	Active

Total Cost \$63,000

Description
Replace Unit #675. A 2010 4-Wheel Drive 1 Ton Truck

Justification
Unit 675 will be 11 years old by 2021. Normally start to consider replacement round 12 years depending on the vehicle and its use. This truck will be used by the Park Department and for snow removal operations.

Expenditures	2020	2021	2022	2023	2024	2025	2026	2027	2028	2029	Total
Furnishings/Equipment		63,000									63,000
Total		63,000									63,000

Funding Sources	2020	2021	2022	2023	2024	2025	2026	2027	2028	2029	Total
General Fund		63,000									63,000
Total		63,000									63,000

Capital Improvement Program

2020 *thru* 2029

City of Ramsey, Minnesota

Project #	PW-676
Project Name	Replace Unit 676- 2010 4 Wheel Drive 1ton

Department	Capital Equipment
Contact	
Type	Equipment
Useful Life	12
Category	Capital Equipment
Priority	3-Existing Obligation (Med)
Status	Active

Description	Total Cost \$62,000
Replace unit 676 a 2010 4-wheel drive 1-ton truck	

Justification
Unit 676 will be 11 years old by 2021. Normally start to consider replacement around 12 years depending on the vehicle and its use. This truck will be used by the street department and for snow removal operations.

Expenditures	2020	2021	2022	2023	2024	2025	2026	2027	2028	2029	Total
Furnishings/Equipment				62,000							62,000
Total				62,000							62,000

Funding Sources	2020	2021	2022	2023	2024	2025	2026	2027	2028	2029	Total
General Fund				62,000							62,000
Total				62,000							62,000

Capital Improvement Program

2020 *thru* 2029

City of Ramsey, Minnesota

Project #	PW-678A
Project Name	Replace Unit 678 2013-1ton Truck w/ Plow Equipment

Department	Capital Equipment
Contact	
Type	Equipment
Useful Life	12
Category	Capital Equipment
Priority	3-Existing Obligation (Med)
Status	Active

Total Cost \$62,000

Description
Replace unit 678 a 2013 1-ton truck with plow equipment

Justification
Unit 678 will be 9 years old by 2022. Normally start to consider replacement around 12 years depending on the vehicle and its use.

Expenditures	2020	2021	2022	2023	2024	2025	2026	2027	2028	2029	Total
Furnishings/Equipment			62,000								62,000
Total			62,000								62,000

Funding Sources	2020	2021	2022	2023	2024	2025	2026	2027	2028	2029	Total
General Fund			62,000								62,000
Total			62,000								62,000

Capital Improvement Program

2020 *thru* 2029

City of Ramsey, Minnesota

Project #	PW-679A
Project Name	Replace Unit 679 Area Mower (2020 Replaced)

Department	Capital Equipment
Contact	
Type	Equipment
Useful Life	7 Years
Category	Capital Equipment
Priority	3-Existing Obligation (Med)
Status	Active

Total Cost \$111,000

Description
Replace unit 679. This area mower was replaced in 2020.

Justification
This piece of equipment is a large area mower that is used to mow the city's larger parks and athletic fields. This mower is replaced on a 7-year schedule.

Expenditures	2020	2021	2022	2023	2024	2025	2026	2027	2028	2029	Total
Furnishings/Equipment								111,000			111,000
Total								111,000			111,000

Funding Sources	2020	2021	2022	2023	2024	2025	2026	2027	2028	2029	Total
General Fund								111,000			111,000
Total								111,000			111,000

Capital Improvement Program

2020 *thru* 2029

City of Ramsey, Minnesota

Project #	PW-680
Project Name	Replace 2014-1Ton Truck w/ Plow Equipt: Unit #680

Department	Capital Equipment
Contact	
Type	Equipment
Useful Life	12
Category	Capital Equipment
Priority	3-Existing Obligation (Med)
Status	Active

Total Cost \$62,000

Description
Replace Unit 680 a 2014-1ton truck with plow equipment

Justification
Unit 680 will be 8 years old by 2022. Normally start to consider replacement around 12 years depending on the vehicle and its use.

Expenditures	2020	2021	2022	2023	2024	2025	2026	2027	2028	2029	Total
Furnishings/Equipment			62,000								62,000
Total			62,000								62,000

Funding Sources	2020	2021	2022	2023	2024	2025	2026	2027	2028	2029	Total
General Fund			62,000								62,000
Total			62,000								62,000

Capital Improvement Program

2020 *thru* 2029

City of Ramsey, Minnesota

Project #	PW-681
Project Name	Replace Unit 681 Utility truck

Department	Capital Equipment
Contact	
Type	Equipment
Useful Life	15
Category	Capital Equipment
Priority	3-Existing Obligation (Med)
Status	Active

Total Cost \$65,000

Description
Replace Unit 681 a 2015 1-Ton Pickup

Justification
This piece of equipment will replace unit #681 a 1-ton pickup with a mobile crane used in the utility department for well and lift station repair.

Expenditures	2020	2021	2022	2023	2024	2025	2026	2027	2028	2029	Total
Furnishings/Equipment					65,000						65,000
Total					65,000						65,000

Funding Sources	2020	2021	2022	2023	2024	2025	2026	2027	2028	2029	Total
Sewer Utility Fund					32,500						32,500
Water Utility Fund					32,500						32,500
Total					65,000						65,000

Capital Improvement Program

2020 *thru* 2029

City of Ramsey, Minnesota

Project #	PW-683
Project Name	Replace 2019 Exmark Mower (Orig Unit #683)

Department	Capital Equipment
Contact	
Type	Equipment
Useful Life	5 Years
Category	Capital Equipment
Priority	3-Existing Obligation (Med)
Status	Active

Total Cost \$15,000

Description
Replace Unit #683 that was replaced in 2019 - an Exmark Mower

Justification
These are the city's primary mowers and are traded out on a 5-year rotation for dependability and trade-in value.

Expenditures	2020	2021	2022	2023	2024	2025	2026	2027	2028	2029	Total
Improvements Other than Building Cost					15,000						15,000
Total					15,000						15,000

Funding Sources	2020	2021	2022	2023	2024	2025	2026	2027	2028	2029	Total
General Fund					15,000						15,000
Total					15,000						15,000

Capital Improvement Program

2020 *thru* 2029

City of Ramsey, Minnesota

Project #	PW-684
Project Name	Replace 2019 Exmark Mower (Orig Unit #684)

Department	Capital Equipment
Contact	
Type	Equipment
Useful Life	5 Years
Category	Capital Equipment
Priority	3-Existing Obligation (Med)
Status	Active

Total Cost \$15,000

Description
Replace Unit #684 that was replaced in 2019 - an Exmark Mower

Justification
These are the city's primary mowers and are traded out on a 5-year rotation for dependability and trade-in value.

Expenditures	2020	2021	2022	2023	2024	2025	2026	2027	2028	2029	Total
Furnishings/Equipment					15,000						15,000
Total					15,000						15,000

Funding Sources	2020	2021	2022	2023	2024	2025	2026	2027	2028	2029	Total
General Fund					15,000						15,000
Total					15,000						15,000

Capital Improvement Program

2020 *thru* 2029

City of Ramsey, Minnesota

Project #	PW-685
Project Name	Replace 2019 Exmark Mower (Orig Unit #685)

Department	Capital Equipment
Contact	
Type	Equipment
Useful Life	5 Years
Category	Capital Equipment
Priority	3-Existing Obligation (Med)
Status	Active

Total Cost \$15,000

Description
Replace Unit #685 that was replaced in 2019 - an Exmark Mower

Justification
These are the city's primary mowers and are traded out on a 5-year rotation for dependability and trade-in value.

Expenditures	2020	2021	2022	2023	2024	2025	2026	2027	2028	2029	Total
Furnishings/Equipment					15,000						15,000
Total					15,000						15,000

Funding Sources	2020	2021	2022	2023	2024	2025	2026	2027	2028	2029	Total
General Fund					15,000						15,000
Total					15,000						15,000

Capital Improvement Program

2020 *thru* 2029

City of Ramsey, Minnesota

Project #	PW-686
Project Name	Replace Unit #686 - 2015 Kubota Tractor

Department	Capital Equipment
Contact	
Type	Equipment
Useful Life	10
Category	Capital Equipment
Priority	3-Existing Obligation (Med)
Status	Active

Total Cost \$45,000

Description
Replace Unit 686 a 2015 Kubota tractor

Justification
Unit 686 is a Kubota Ag tractor used in road-side mowing and field work for the park department.

Expenditures	2020	2021	2022	2023	2024	2025	2026	2027	2028	2029	Total
Furnishings/Equipment							45,000				45,000
Total							45,000				45,000

Funding Sources	2020	2021	2022	2023	2024	2025	2026	2027	2028	2029	Total
General Fund							45,000				45,000
Total							45,000				45,000

Capital Improvement Program

2020 *thru* 2029

City of Ramsey, Minnesota

Project #	PW-687
Project Name	Replace Unit #687 2015 Toolcat

Department	Capital Equipment
Contact	
Type	Equipment
Useful Life	10
Category	Capital Equipment
Priority	3-Existing Obligation (Med)
Status	Active

Total Cost \$60,000

Description
Repolace unit #687 a 2015 Bobcat tool cat

Justification
Unit 687 is an utility vehicle used by all diversions of public works. Used as a tool carrier and forklift

Expenditures	2020	2021	2022	2023	2024	2025	2026	2027	2028	2029	Total
Furnishings/Equipment							60,000				60,000
Total							60,000				60,000

Funding Sources	2020	2021	2022	2023	2024	2025	2026	2027	2028	2029	Total
General Fund							60,000				60,000
Total							60,000				60,000

Capital Improvement Program

2020 *thru* 2029

City of Ramsey, Minnesota

Project #	PW-688
Project Name	Replace Unit 688 2015 Case Loader

Department	Capital Equipment
Contact	
Type	Equipment
Useful Life	10
Category	Capital Equipment
Priority	3-Existing Obligation (Med)
Status	Active

Total Cost \$210,000

Description
Replace Unit #688 a 2015 Case Wheel Loader

Justification
The wheel loader is the city's most versatile pieces of equipment and is used in all facets of public works.

Expenditures	2020	2021	2022	2023	2024	2025	2026	2027	2028	2029	Total
Furnishings/Equipment						210,000					210,000
Total						210,000					210,000

Funding Sources	2020	2021	2022	2023	2024	2025	2026	2027	2028	2029	Total
General Fund						210,000					210,000
Total						210,000					210,000

Capital Improvement Program

2020 *thru* 2029

City of Ramsey, Minnesota

Project # PW-697
Project Name Replace 2013 Toro Wide Area Mower: Unit #679

Department Capital Equipment
Contact
Type Eqpt Replacement
Useful Life 7 Years
Category Capital Equipment
Priority 1-Existing Obligation (High)
Status Active

Description **Total Cost** \$92,000
 Replace unit #679 - 2013 Toro Groundsmanager wide area mower

Justification
 This piece of equipment is a large area mower that is used to mow larger parks and athletic fields.

Expenditures	2020	2021	2022	2023	2024	2025	2026	2027	2028	2029	Total
Furnishings/Equipment		92,000									92,000
Total		92,000									92,000

Funding Sources	2020	2021	2022	2023	2024	2025	2026	2027	2028	2029	Total
Equipment Revolving Fund		92,000									92,000
Total		92,000									92,000

Capital Improvement Program

2020 *thru* 2029

City of Ramsey, Minnesota

Project #	PW-700
Project Name	New Velocity Patcher

Department Capital Equipment
Contact
Type Equipment
Useful Life 12
Category Capital Equipment
Priority 4-New Addition (Med)
Status Active

Total Cost \$250,000

Description
Velocity patcher plus chassis

Justification
This piece of equipment would be usedd for patching potholes on public streets. Velocity patching or spray patching has proven to be an effective and safe way to fill potholes.

Expenditures	2020	2021	2022	2023	2024	2025	2026	2027	2028	2029	Total
Furnishings/Equipment								250,000			250,000
Total								250,000			250,000

Funding Sources	2020	2021	2022	2023	2024	2025	2026	2027	2028	2029	Total
General Fund								250,000			250,000
Total								250,000			250,000

Capital Improvement Program

2020 *thru* 2029

City of Ramsey, Minnesota

Project #	PW-702
Project Name	New Electric Utility Vehicle

Department	Capital Equipment
Contact	
Type	Equipment
Useful Life	20
Category	Capital Equipment
Priority	4-New Addition (Med)
Status	Active

Total Cost \$35,000

Description
Electric utility vehicle

Justification
This piece of equipment would be a fully electric vehicle that would be used primarily as a park maintenance vehicle.

Expenditures	2020	2021	2022	2023	2024	2025	2026	2027	2028	2029	Total
Furnishings/Equipment						35,000					35,000
Total						35,000					35,000

Funding Sources	2020	2021	2022	2023	2024	2025	2026	2027	2028	2029	Total
General Fund						35,000					35,000
Total						35,000					35,000

Capital Improvement Program

2020 *thru* 2029

City of Ramsey, Minnesota

Project #	PW-703
Project Name	New 1-Ton Pickup With Box & Plow Equipment

Department	Capital Equipment
Contact	
Type	Equipment
Useful Life	12
Category	Capital Equipment
Priority	4-New Addition (Med)
Status	Active

Description	Total Cost \$50,000
1-Ton pickup with box and plow equipment.	

Justification
This piece of equipment would be used for park maintenance functions, as well as snowplowing.

Expenditures	2020	2021	2022	2023	2024	2025	2026	2027	2028	2029	Total
Furnishings/Equipment									50,000		50,000
Total	<hr/>									50,000	50,000

Funding Sources	2020	2021	2022	2023	2024	2025	2026	2027	2028	2029	Total
General Fund									50,000		50,000
Total	<hr/>									50,000	50,000

Capital Improvement Program

2020 *thru* 2029

City of Ramsey, Minnesota

Project #	PW-705
Project Name	Replace 2018 Ford F-250 Extended Cab: Unit #601

Department	Capital Equipment
Contact	
Type	Eqpt Replacement
Useful Life	10
Category	Capital Equipment
Priority	3-Existing Obligation (Med)
Status	Active

Total Cost \$56,400

Description
Replacement for PW Unit #601 a 2018 Ford F250 Extended Cab

Justification
This vehicle will be reaching its useful life expectancy. This equipment is used in park maintenance activities as well as snow removal

Expenditures	2020	2021	2022	2023	2024	2025	2026	2027	2028	2029	Total
Furnishings/Equipment									56,400		56,400
Total	<hr/>									56,400	56,400

Funding Sources	2020	2021	2022	2023	2024	2025	2026	2027	2028	2029	Total
Equipment Revolving Fund									56,400		56,400
Total	<hr/>									56,400	56,400

Capital Improvement Program

2020 *thru* 2029

City of Ramsey, Minnesota

Project #	PW-706
Project Name	Replace 2017 International Plow Truck: Unit # 693

Department	Capital Equipment
Contact	
Type	Eqpt Replacement
Useful Life	10
Category	Capital Equipment
Priority	3-Existing Obligation (Med)
Status	Active

Total Cost \$223,200

Description
2017 International Plow Truck: Unit #693

Justification
This vehicle will be reaching its useful life expectancy. This equipment is used in Street Department maintenance activities, but its main function is snow plowing.

Expenditures	2020	2021	2022	2023	2024	2025	2026	2027	2028	2029	Total
Furnishings/Equipment									223,200		223,200
Total	<hr/>									223,200	223,200

Funding Sources	2020	2021	2022	2023	2024	2025	2026	2027	2028	2029	Total
Equipment Revolving Fund									223,200		223,200
Total	<hr/>									223,200	223,200

Capital Improvement Program

2020 *thru* 2029

City of Ramsey, Minnesota

Project # PW-707
Project Name Replace 2018 Ford F350 With Box: Unit #697

Department Capital Equipment
Contact
Type Eqpt Replacement
Useful Life 10
Category Capital Equipment
Priority 3-Existing Obligation (Med)
Status Active

Description **Total Cost** \$78,000
 Replace 2018 Ford F350 woth utility box: Unit #697

Justification
 This vehicle will be reaching its useful life expectancy.
 This equipment is used in utility maintenance activities.

Expenditures	2020	2021	2022	2023	2024	2025	2026	2027	2028	2029	Total
Furnishings/Equipment									78,000		78,000
Total										78,000	78,000

Funding Sources	2020	2021	2022	2023	2024	2025	2026	2027	2028	2029	Total
Sewer Utility Fund									39,000		39,000
Water Utility Fund									39,000		39,000
Total										78,000	78,000

Capital Improvement Program

2020 *thru* 2029

City of Ramsey, Minnesota

Project # PW-708
Project Name Replace 2018 Ford F250 Pickup: Unit #698

Department Capital Equipment
Contact
Type Eqpt Replacement
Useful Life 10
Category Capital Equipment
Priority 3-Existing Obligation (Med)
Status Active

Total Cost \$53,400

Description
 Replace 2018 Ford F250 pickup: Unit #698

Justification
 This equipment will be nearing its useful life expectancy.
 This equipment is used in Street Maintenance activities as well as snow plowing.

Expenditures	2020	2021	2022	2023	2024	2025	2026	2027	2028	2029	Total
Furnishings/Equipment									53,400		53,400
Total									53,400		53,400

Funding Sources	2020	2021	2022	2023	2024	2025	2026	2027	2028	2029	Total
Equipment Revolving Fund									53,400		53,400
Total									53,400		53,400

Capital Improvement Program

2020 *thru* 2029

City of Ramsey, Minnesota

Project # PW-709
Project Name Replace 2018 Ford F350 -Dump & Plow: Unit #699

Department Capital Equipment
Contact
Type Eqpt Replacement
Useful Life 10
Category Capital Equipment
Priority 3-Existing Obligation (Med)
Status Active

Total Cost \$78,000

Description
 Replace 2018 Ford F350 with dump body and plow: Unit #699

Justification
 This vehicle will be reaching its useful life expectancy.
 This equipment is used in Park department maintenance activities, as well as snow plowing.

Expenditures	2020	2021	2022	2023	2024	2025	2026	2027	2028	2029	Total
Furnishings/Equipment									78,000		78,000
Total										78,000	78,000

Funding Sources	2020	2021	2022	2023	2024	2025	2026	2027	2028	2029	Total
Equipment Revolving Fund									78,000		78,000
Total										78,000	78,000

Capital Improvement Program

2020 *thru* 2029

City of Ramsey, Minnesota

Project #	PW-710
Project Name	Attachment for Kubota Tractor

Department	Capital Equipment
Contact	
Type	Equipment
Useful Life	10
Category	Capital Equipment
Priority	2-New Addition (High)
Status	Active

Total Cost \$31,000

Description
This attachment would work with the city's current 2015 Kubota Tractor.
The attachment consists of a pair of loader arms, bucket, snow blower attachment and hydraulic components needed to run everything.

Justification
The attachment would be used to clear city's trail system of snow. This would be especially helpful later in the season along County roads and State Highways when snow from the plows deposit large amounts of snow on trail system. Could also be used to clear skating rinks and parking lots.

Expenditures	2020	2021	2022	2023	2024	2025	2026	2027	2028	2029	Total
Furnishings/Equipment	31,000										31,000
Total	31,000										31,000

Funding Sources	2020	2021	2022	2023	2024	2025	2026	2027	2028	2029	Total
Equipment Revolving Fund	31,000										31,000
Total	31,000										31,000

Capital Improvement Program

2020 *thru* 2029

City of Ramsey, Minnesota

Project #	PW-711
Project Name	Replace PW Utility Trailer

Department	Capital Equipment
Contact	
Type	Equipment
Useful Life	15
Category	Unassigned
Priority	1-Existing Obligation (High)
Status	Active

Total Cost \$11,000

Description
Replace a 1998 Felling Trailer.

Justification
This trailer would replace a 1998 Felling Trailer that is used to carry the city's skid steer and other small equipment. The current trailer is 23 years old and too short for most of the attachments now used. A longer trailer would make the process more efficient because could leave attachments hooked to the skid steer. Currently, the attachment has to be unhooked and loaded in the back of a truck and secured when moving from jobsite to jobsite.

Expenditures	2020	2021	2022	2023	2024	2025	2026	2027	2028	2029	Total
Furnishings/Equipment		11,000									11,000
Total		11,000									11,000

Funding Sources	2020	2021	2022	2023	2024	2025	2026	2027	2028	2029	Total
General Fund		11,000									11,000
Total		11,000									11,000

Capital Improvement Program

2020 *thru* 2029

City of Ramsey, Minnesota

Project #	PW-712
Project Name	Replace 2006 Bison Trailer: Unite #648

Department Capital Equipment
Contact
Type Equipment
Useful Life 10
Category Capital Equipment
Priority 1-Existing Obligation (High)
Status Active

Total Cost \$9,200

Description
 This trailer would be a 24' 9900lb GVWR enclosed trailer. It would be used as the primary trailer for mow crew. The trailer would be capable of hauling 3-zero-turn mowers, plus assorted weed whips and push mowers to maintain parks and boulevards.

Justification
 The city's current trailer is a 2006 open bed model, which is under-sized for the equipment now being used. Currently experiencing broken axles and spring shackles because the trailer is working at capacity.

Expenditures	2020	2021	2022	2023	2024	2025	2026	2027	2028	2029	Total
Furnishings/Equipment		9,200									9,200
Total		9,200									9,200

Funding Sources	2020	2021	2022	2023	2024	2025	2026	2027	2028	2029	Total
General Fund		9,200									9,200
Total		9,200									9,200

Capital Improvement Program

2020 *thru* 2029

City of Ramsey, Minnesota

Project #	PW-716
Project Name	Replace Unit #611 2019 Chev Pickup

Department	Capital Equipment
Contact	
Type	Equipment
Useful Life	15
Category	Capital Equipment
Priority	3-Existing Obligation (Med)
Status	Active

Total Cost \$52,000

Description
Replace Unit #611- 2019 Chevrolet Pickup used by the utility department

Justification
Unit #611 is a Chevrolet pickup used by the utility department and as a backup snow plow vehicle.

Expenditures	2020	2021	2022	2023	2024	2025	2026	2027	2028	2029	Total
Furnishings/Equipment										52,000	52,000
Total										52,000	52,000

Funding Sources	2020	2021	2022	2023	2024	2025	2026	2027	2028	2029	Total
General Fund										52,000	52,000
Total										52,000	52,000

Capital Improvement Program

2020 *thru* 2029

City of Ramsey, Minnesota

Project #	PW-717
Project Name	Replace Unit #602: 2019 Utility Tractor

Department	Capital Equipment
Contact	
Type	Equipment
Useful Life	10
Category	Capital Equipment
Priority	3-Existing Obligation (Med)
Status	Active

Total Cost \$150,000

Description
Replace Unit #602: 2019 Trackless Sidewalk Machine.

Justification
Unit #602 is a 2019 utility tractor used for snow removal on sidewalks and trails.

Expenditures	2020	2021	2022	2023	2024	2025	2026	2027	2028	2029	Total
Furnishings/Equipment										150,000	150,000
Total										150,000	150,000

Funding Sources	2020	2021	2022	2023	2024	2025	2026	2027	2028	2029	Total
General Fund										150,000	150,000
Total										150,000	150,000

Capital Improvement Program

2020 *thru* 2029

City of Ramsey, Minnesota

Project #	PW-718
Project Name	Replace Unit #604: 2019 Backhoe

Department	Capital Equipment
Contact	
Type	Equipment
Useful Life	10
Category	Capital Equipment
Priority	3-Existing Obligation (Med)
Status	Active

Total Cost \$78,500

Description
Replace Unit #604: 2019 Backhoe

Justification
Unit #604 is a 2019 tractor backhoe used by all divisions of public works

Expenditures	2020	2021	2022	2023	2024	2025	2026	2027	2028	2029	Total
Furnishings/Equipment										78,500	78,500
Total										78,500	78,500

Funding Sources	2020	2021	2022	2023	2024	2025	2026	2027	2028	2029	Total
General Fund										44,500	44,500
Sewer Utility Fund										17,000	17,000
Water Utility Fund										17,000	17,000
Total										78,500	78,500

Capital Improvement Program

2020 *thru* 2029

City of Ramsey, Minnesota

Project #	PW-719
Project Name	Replace Unit #415: 2019 Chevy Silverado Pickup

Department	Capital Equipment
Contact	
Type	Equipment
Useful Life	10
Category	Capital Equipment
Priority	3-Existing Obligation (Med)
Status	Active

Total Cost \$45,000

Description
Replace Unit #415: 2019 Chevy Silverado Pickup

Justification
Unit #415 is a Chevy Silverado pickup used by the engineering department for field inspections of public infrastructure projects.

Expenditures	2020	2021	2022	2023	2024	2025	2026	2027	2028	2029	Total
Furnishings/Equipment										45,000	45,000
Total										45,000	45,000

Funding Sources	2020	2021	2022	2023	2024	2025	2026	2027	2028	2029	Total
General Fund										45,000	45,000
Total										45,000	45,000

Capital Improvement Program

2020 *thru* 2029

City of Ramsey, Minnesota

Project #	04-BLDG-002
Project Name	Community Center Construction

Department	Municipal Buildings
Contact	Unassigned
Type	Buildings
Useful Life	50 Years
Category	Municipal Building
Priority	5-Opportunity/Unfunded/Placeholder
Status	Active

Total Cost \$20,000,000

Description

The Community Center would include recreational areas such as a swimming pool, gym, etc. It would also include meeting rooms for various organizations to hold banquets, monthly meetings, etc.

Construction of a community center will rely on a partnership with another organization(s).

Justification

Per public consensus, the need for a Community Center is a justified expenditure of public financing. Currently, Ramsey residents must leave the City limits and drive a considerable distance to get to such a facility.

Expenditures	2020	2021	2022	2023	2024	2025	2026	2027	2028	2029	Total
Building Cost/Construction										20,000,000	20,000,000
Total										20,000,000	20,000,000
Funding Sources	2020	2021	2022	2023	2024	2025	2026	2027	2028	2029	Total
To Be Determined										20,000,000	20,000,000
Total										20,000,000	20,000,000

Capital Improvement Program

2020 *thru* 2029

City of Ramsey, Minnesota

Project #	08-BLDG-005
Project Name	Old Town Hall Restoration

Department	Municipal Buildings
Contact	
Type	Improvement
Useful Life	25
Category	Municipal Building
Priority	5-Opportunity/Unfunded/Placeholder
Status	Active

Total Cost \$221,300

Description
Option 1: Move Historic Town Hall to the Northstar Rail Station Site \$125,000 Const Cost (moving and Stabilization) \$ 50,000 Site/foundation \$ 20,000 furnishing/equip- ----- \$195,000
Option 2: Improve private access street to public standard. \$125,000 Const Cost \$ 20,000 ROW \$ 56,300 Road Construction \$ 20,000 Furn/equip ----- \$221,300

Justification
Historic Town Hall is a city facility that is in need of restoration completion. Options include moving it from the site to the COR to serve as a library kiosk, trailhead, and potentially house restrooms.

Expenditures	2020	2021	2022	2023	2024	2025	2026	2027	2028	2029	Total
Building Cost/Construction								125,000			125,000
Improvements Other than Building Cost								76,300			76,300
Furnishings/Equipment								20,000			20,000
Total								221,300			221,300

Funding Sources	2020	2021	2022	2023	2024	2025	2026	2027	2028	2029	Total
To Be Determined								221,300			221,300
Total								221,300			221,300

Capital Improvement Program

2020 *thru* 2029

City of Ramsey, Minnesota

Project #	10-BLDG-004
Project Name	Sprinkler System @ Fire Station #1

Department	Municipal Buildings
Contact	
Type	Improvement
Useful Life	20 Years
Category	Municipal Building
Priority	2-New Addition (High)
Status	Active

Description	Total Cost \$25,000
Hookup on-site municipal water to building and install sprinkler system for entire building.	

Justification
Municipal water is on site with municipal well.

Expenditures	2020	2021	2022	2023	2024	2025	2026	2027	2028	2029	Total
Building Cost/Construction				20,000							20,000
Improvements Other than Building Cost				5,000							5,000
Total				25,000							25,000

Funding Sources	2020	2021	2022	2023	2024	2025	2026	2027	2028	2029	Total
Capital Maintenance Fund				25,000							25,000
Total				25,000							25,000

Capital Improvement Program

2020 *thru* 2029

City of Ramsey, Minnesota

Project #	18-BLDG-002
Project Name	Storage Building at Fire Station 1

Department Municipal Buildings
Contact
Type Buildings
Useful Life 20
Category Municipal Building
Priority 4-New Addition (Med)
Status Active

Total Cost \$20,000

Description
Build an out-building on Fire Station 1 site that will be used to store equipment and training props.

Justification
The fire stations are becoming limited in the amount of usable space to house equipment and props used for training. These pieces of equipment are not used daily and therefore, need a location to be stored.

Expenditures	2020	2021	2022	2023	2024	2025	2026	2027	2028	2029	Total
Building Cost/Construction			20,000								20,000
Total			20,000								20,000

Funding Sources	2020	2021	2022	2023	2024	2025	2026	2027	2028	2029	Total
Facility Fund			20,000								20,000
Total			20,000								20,000

Capital Improvement Program

2020 *thru* 2029

City of Ramsey, Minnesota

Project #	20-BLDG-001
Project Name	City Hall Exterior Lighting

Department Municipal Buildings
Contact
Type Improvement
Useful Life 15
Category Municipal Building
Priority 1-Existing Obligation (High)
Status Active

Total Cost \$40,000

Description
City Hall Exterior Lighting

Justification
Repair/replace and upgrade broken and inoperable exterior lighting on the exterior of City Hall.

Expenditures	2020	2021	2022	2023	2024	2025	2026	2027	2028	2029	Total
Improvements Other than Building Cost	40,000										40,000
Total	40,000										40,000

Funding Sources	2020	2021	2022	2023	2024	2025	2026	2027	2028	2029	Total
Capital Maintenance Fund	40,000										40,000
Total	40,000										40,000

Capital Improvement Program

2020 *thru* 2029

City of Ramsey, Minnesota

Project #	20-BLDG-002
Project Name	City Hall Landscaping

Department Municipal Buildings
Contact
Type Improvement
Useful Life 25
Category Municipal Building
Priority 1-Existing Obligation (High)
Status Active

Total Cost \$15,000

Description
City Hall landscaping

Justification
Repair/replace and upgrade exterior retaining walls and wall caps.

Expenditures	2020	2021	2022	2023	2024	2025	2026	2027	2028	2029	Total
Improvements Other than Building Cost		15,000									15,000
Total		15,000									15,000

Funding Sources	2020	2021	2022	2023	2024	2025	2026	2027	2028	2029	Total
Capital Maintenance Fund		15,000									15,000
Total		15,000									15,000

Capital Improvement Program

2020 *thru* 2029

City of Ramsey, Minnesota

Project #	20-BLDG-003
Project Name	Police Department Floor Replacement

Department Municipal Buildings
Contact
Type Improvement
Useful Life 15
Category Municipal Building
Priority 1-Existing Obligation (High)
Status Active

Description	Total Cost \$5,000
Clean and reseal Police Department floor.	

Justification
The floor in the Police Department gargage is starting to wear and needs to be striped and resealed. The wear is caused by the sharp turning movements in a confined area.

Expenditures	2020	2021	2022	2023	2024	2025	2026	2027	2028	2029	Total
Improvements Other than Building Cost		5,000									5,000
Total		5,000									5,000

Funding Sources	2020	2021	2022	2023	2024	2025	2026	2027	2028	2029	Total
Capital Maintenance Fund		5,000									5,000
Total		5,000									5,000

Capital Improvement Program

2020 *thru* 2029

City of Ramsey, Minnesota

Project #	20-BLDG-004
Project Name	Repair Roof on City Hall

Department Municipal Buildings
Contact
Type Improvement
Useful Life 20
Category Municipal Building
Priority 1-Existing Obligation (High)
Status Active

Total Cost \$15,000

Description
Repair/replace flat roof areas on City Hall.

Justification
City Hall roof has several small leaks that staff has been repairing, but should be repaired more comprehensively.

Expenditures	2020	2021	2022	2023	2024	2025	2026	2027	2028	2029	Total
Improvements Other than Building Cost		15,000									15,000
Total		15,000									15,000

Funding Sources	2020	2021	2022	2023	2024	2025	2026	2027	2028	2029	Total
Capital Maintenance Fund		15,000									15,000
Total		15,000									15,000

Capital Improvement Program

2020 *thru* 2029

City of Ramsey, Minnesota

Project #	20-BLDG-005
Project Name	Replace City Hall Carpeting

Department Municipal Buildings
Contact
Type Improvement
Useful Life 15
Category Municipal Building
Priority 3-Existing Obligation (Med)
Status Active

Total Cost \$15,000

Description
Remove and replace City Hall carpeting.

Justification
Carpet in the Alexander Ramsey Room and entryways are starting to wear from use.

Expenditures	2020	2021	2022	2023	2024	2025	2026	2027	2028	2029	Total
Improvements Other than Building Cost			15,000								15,000
Total			15,000								15,000

Funding Sources	2020	2021	2022	2023	2024	2025	2026	2027	2028	2029	Total
Capital Maintenance Fund			15,000								15,000
Total			15,000								15,000

Capital Improvement Program

2020 *thru* 2029

City of Ramsey, Minnesota

Project #	20-BLDG-006
Project Name	Replace City Hall Caulking & Grout

Department Municipal Buildings
Contact
Type Improvement
Useful Life 15
Category Municipal Building
Priority 3-Existing Obligation (Med)
Status Active

Total Cost \$15,000

Description
Remove and replacement of bad caulking and grout on City Hall exterior and interior.

Justification
Caulk is starting to dry out and pull away from the joints allowing water to infiltrate.

Expenditures	2020	2021	2022	2023	2024	2025	2026	2027	2028	2029	Total
Improvements Other than Building Cost				15,000							15,000
Total				15,000							15,000

Funding Sources	2020	2021	2022	2023	2024	2025	2026	2027	2028	2029	Total
Capital Maintenance Fund				15,000							15,000
Total				15,000							15,000

Capital Improvement Program

2020 *thru* 2029

City of Ramsey, Minnesota

Project #	20-BLDG-007
Project Name	Replace City Hall Counter Tops

Department	Municipal Buildings
Contact	
Type	Improvement
Useful Life	20
Category	Municipal Building
Priority	3-Existing Obligation (Med)
Status	Active

Total Cost \$15,000

Description
Remove and replacement of bad counter tops in City Hall and Police Department.

Justification
Several counter tops in City Hall and the police department are starting to show wear from everyday use.

Expenditures	2020	2021	2022	2023	2024	2025	2026	2027	2028	2029	Total
Improvements Other than Building Cost					15,000						15,000
Total					15,000						15,000

Funding Sources	2020	2021	2022	2023	2024	2025	2026	2027	2028	2029	Total
Capital Maintenance Fund					15,000						15,000
Total					15,000						15,000

Capital Improvement Program

2020 *thru* 2029

City of Ramsey, Minnesota

Project #	04-PARK-003
Project Name	Elmcrest Park & The Draw Entrance Monument & Sign

Department	Park Improvements
Contact	Unassigned
Type	Improvement
Useful Life	20 Years
Category	Park Improvement
Priority	2-New Addition (High)
Status	Active

Total Cost \$80,000

Description
 Entrance signing for Elmcrest Park would consist of a substantial way-finding sign and associated landscape sited near the intersection of Quicksilver Street and 167th Avenue.
 For the Draw, the sign would function as a monument for the park name and also as a location to advertise upcoming events.

Justification
 The 100+ acre Elmcrest community park may warrant an attractive entrance monument benefiting the park's prominence in the community. Additionally, there will be continuing events where many hundreds of out-of-Ramsey visitors will come to the city. The monument will function as a way-finding sign and also to remind visitors that they are in Ramsey.
 For The Draw, the monument would describe for the community the name of the park and amphitheater (a minor issue presently). Plus, if the advertising space was digital (versus posters), there could be a modest revenue stream from non-municipal sources.
 Note: The planning for this project may be an useful exercise in evaluating the costs of materials following the Design Framework relating to signs and monuments in the community.

Expenditures	2020	2021	2022	2023	2024	2025	2026	2027	2028	2029	Total
Improvements Other than Building Cost	80,000										80,000
Total	80,000										80,000

Funding Sources	2020	2021	2022	2023	2024	2025	2026	2027	2028	2029	Total
Park Improvement Trust Fund	80,000										80,000
Total	80,000										80,000

Capital Improvement Program

2020 *thru* 2029

City of Ramsey, Minnesota

Project #	04-PARK-006
Project Name	Ford Brook Park Playground Equipment

Department	Park Improvements
Contact	Unassigned
Type	Improvement
Useful Life	20 Years
Category	Park Improvement
Priority	2-New Addition (High)
Status	Active

Total Cost \$70,000

Description
Ford Brook Park is north of CR 27, east of TH 47 and borders Nowthen. The renovated playground would be within walking distance of up to 100 existing homes.

Justification
The City has remained on a schedule of replacing existing play structures with ones that meet the Consumer Products Safety Commission guidelines for safety. This also results in a contemporary playground with more play value. City of Nowthen, Nowthen Lions' and others may be invited to participate financially or with in-kind services.

Expenditures	2020	2021	2022	2023	2024	2025	2026	2027	2028	2029	Total
Improvements Other than Building Cost	70,000										70,000
Total	70,000										70,000

Funding Sources	2020	2021	2022	2023	2024	2025	2026	2027	2028	2029	Total
Lawful Gambling Fund	50,000										50,000
Nowthen In-Kind	20,000										20,000
Total	70,000										70,000

Capital Improvement Program

2020 *thru* 2029

City of Ramsey, Minnesota

Project #	06-PARK-010
Project Name	Irrigation for Titterud Park

Department	Park Improvements
Contact	
Type	Improvement
Useful Life	20 Years
Category	Park Improvement
Priority	4-New Addition (Med)
Status	Active

Total Cost \$76,000

Description
Underground irrigation & 160 GPM well. If municipal water is available, cost may be less.

Justification
Irrigation should be considered for this 13.5 acre park, and a part of this is the evaluation of a well versus connection to a municipal watermain. Both have advantages. The \$50,000 represents the underground irrigation portion. A 160 GPM well may cost about \$26,000.

Expenditures	2020	2021	2022	2023	2024	2025	2026	2027	2028	2029	Total
Improvements Other than Building Cost						76,000					76,000
Total						76,000					76,000

Funding Sources	2020	2021	2022	2023	2024	2025	2026	2027	2028	2029	Total
Park Improvement Trust Fund						76,000					76,000
Total						76,000					76,000

Capital Improvement Program

2020 *thru* 2029

City of Ramsey, Minnesota

Project #	06-PARK-011
Project Name	Observation boardwalk - Lake Itasca

Department Park Improvements
Contact
Type Improvement
Useful Life 20 Years
Category Park Improvement
Priority 2-New Addition (High)
Status Active

Total Cost \$60,000

Description

A boardwalk or pier in the southern portion of Lake Itasca will allow trail users and visitors to the Lake Itasca Community Park to view the lake which is mostly obscured by cattails.

Justification

The Lake Itasca is an important resource along the Mississippi Flyway for migratory waterfowl and home to many types of wetland fauna. Providing access to the open water portions of the lake will provide birdwatchers and trail users a relaxing rest point and destination along the Lake Itasca Trail.

Additionally, lake access was cited as desired by several participants in the public engagement process as part of the acquisition of the Lake Itasca Community Park.

Expenditures	2020	2021	2022	2023	2024	2025	2026	2027	2028	2029	Total
Improvements Other than Building Cost	60,000										60,000
Total	60,000										60,000

Funding Sources	2020	2021	2022	2023	2024	2025	2026	2027	2028	2029	Total
Park Improvement Trust Fund	60,000										60,000
Total	60,000										60,000

Capital Improvement Program

2020 *thru* 2029

City of Ramsey, Minnesota

Project #	06-PARK-012
Project Name	Rabbit Park Phase Two

Department	Park Improvements
Contact	
Type	Improvement
Useful Life	20 Years
Category	Park Improvement
Priority	4-New Addition (Med)
Status	Active

Total Cost \$125,000

Description
Well and underground irrigation.
Landscape and turf improvements which may include an ag-lime infield for the ballfield.

Justification
Rabbit Park is a 5-acre neighborhood park with very basic features. The park's greatest need is irrigation. Therefore, the primary component of the proposed phase two project is a well, electrical service and underground irrigation.
Landscape improvements would complete this project.

Expenditures	2020	2021	2022	2023	2024	2025	2026	2027	2028	2029	Total
Improvements Other than Building Cost						125,000					125,000
Total						125,000					125,000

Funding Sources	2020	2021	2022	2023	2024	2025	2026	2027	2028	2029	Total
Park Improvement Trust Fund						125,000					125,000
Total						125,000					125,000

Capital Improvement Program

2020 *thru* 2029

City of Ramsey, Minnesota

Project #	06-PARK-015
Project Name	Observation deck on the Mississippi E of Dolomite

Department Park Improvements
Contact
Type Improvement
Useful Life 20 Years
Category Park Improvement
Priority 2-New Addition (High)
Status Active

Total Cost \$100,000

Description

On the south side of Riverdale Drive, east of Dolomite exists a storm water discharge point to the river. This project discusses an observation deck at the top of the bluff over the existing storm sewer easement, concurrent with the residential development of the land there.

Justification

This access may provide improved maintenance to the storm outlet, but the primary public value would be to maintain contact with the river by residents for the remarkable view, and as a rest point along the National, Mississippi River Trail.

This project may be combined with development of adjacent property. Improvements to the stormwater system may also be considered with the reconstruction of Riverdale Drive. While the timing is proposed as 2020, the actual project year may relate to the resolution of the road funding discussion.

Expenditures	2020	2021	2022	2023	2024	2025	2026	2027	2028	2029	Total
Improvements Other than Building Cost	100,000										100,000
Total	100,000										100,000

Funding Sources	2020	2021	2022	2023	2024	2025	2026	2027	2028	2029	Total
Park Improvement Trust Fund	100,000										100,000
Total	100,000										100,000

Capital Improvement Program

2020 *thru* 2029

City of Ramsey, Minnesota

Project #	06-PARK-019
Project Name	Trail Connections

Department	Park Improvements
Contact	
Type	Improvement
Useful Life	20 Years
Category	Park Improvement
Priority	5-Opportunity/Unfunded/Placeholder
Status	Active

Total Cost \$230,000

Description
This project would include the installation of one or more of the several high priority connections linking segments of the city's trail system as opportunities and funding become available. Examples: -142nd Ave, east of TH#47, north to Xkimo Street -Armstrong Boulevard Trail from Central Park to Trott Brook -North Commons Neighborhood Trail Link at Zeolite Street -Boardwalk parallel with Trott Brook, west of Variolite Street

Justification
The increase demand in use of the city's trail system compels the continued development of the trail system. Resident requests for improved trail system connections are reflected in priority projects. Trails will also move people off high speed roadways and improve transportation and safety - an objective that is aligned within the strategic goal of a Connected Community.

Expenditures	2020	2021	2022	2023	2024	2025	2026	2027	2028	2029	Total
Improvements Other than Building Cost	30,000	200,000									230,000
Total	30,000	200,000									230,000
Funding Sources	2020	2021	2022	2023	2024	2025	2026	2027	2028	2029	Total
Park Improvement Trust Fund	30,000	200,000									230,000
Total	30,000	200,000									230,000

Capital Improvement Program

2020 *thru* 2029

City of Ramsey, Minnesota

Project #	08-PARK-005
Project Name	Park Development in The COR

Department Park Improvements
Contact
Type Improvement
Useful Life 20 Years
Category Park Improvement
Priority 2-New Addition (High)
Status Active

Total Cost \$1,350,000

Description
 This proposed capital improvement represents additional park development in The COR, beginning in 2020. The project may be grading, landscape restoration at Municipal Plaza and/or first phase development of The Waterfront to include a splash pad.

Justification
 A splash pad continues to be requested by residents, and mass grading for The Waterfront park would generate fill for areas of The COR the city desires to sell.
 Note: See also the public improvements considered as part of the completion of Pump House #3 elsewhere in this plan.

Prior	Expenditures	2020	2021	2022	2023	2024	2025	2026	2027	2028	2029	Total
150,000	Improvements Other than Building Cost	1,200,000										1,200,000
Total	Total	1,200,000										1,200,000

Prior	Funding Sources	2020	2021	2022	2023	2024	2025	2026	2027	2028	2029	Total
150,000	Park Improvement Trust Fund	1,200,000										1,200,000
Total	Total	1,200,000										1,200,000

Capital Improvement Program

2020 *thru* 2029

City of Ramsey, Minnesota

Project #	15-PARK-01
Project Name	Additional Land for Central Park

Department Park Improvements
Contact
Type Land
Useful Life
Category Park Improvement
Priority 4-New Addition (Med)
Status Active

Total Cost \$250,000

Description
 This project envisions the purchase of 15+ acres for an expansion of Central Park, with the proposed pathway connecting to 161st Ave, or potentially all of the approximate 35 acres east of the existing path.

Justification
 Central Park is a highly used park. The additional acreage would offer additional space for parking and recreational use.

Expenditures	2020	2021	2022	2023	2024	2025	2026	2027	2028	2029	Total
Land Acquisition			250,000								250,000
Total			250,000								250,000

Funding Sources	2020	2021	2022	2023	2024	2025	2026	2027	2028	2029	Total
Park Improvement Trust Fund			250,000								250,000
Total			250,000								250,000

Capital Improvement Program

2020 *thru* 2029

City of Ramsey, Minnesota

Project #	17-PARK-005
Project Name	Bark Park Shelter-Alpine Park

Department Park Improvements
Contact
Type Improvement
Useful Life 20
Category Park Improvement
Priority 2-New Addition (High)
Status Active

Total Cost \$58,000

Description

Within the off-leash area at Alpine Park would be a lighted hexagonal shelter with concrete floor. Surrounding the shelter for approximately 30 feet and connecting to the trail, would be artificial turf.

Justification

The Bark Park, as it is known, is very popular. So well used, in fact, that grass cannot be maintained in the congregating areas of the park. The artificial turf over a sport court system will provide for a quality surface around the shelter that will not be muddy and will be able to be maintained.

Expenditures	2020	2021	2022	2023	2024	2025	2026	2027	2028	2029	Total
Building Cost/Construction	15,000										15,000
Improvements Other than Building Cost	43,000										43,000
Total	58,000										58,000

Funding Sources	2020	2021	2022	2023	2024	2025	2026	2027	2028	2029	Total
Grants/Outside Sources	20,000										20,000
Landfill Fund	38,000										38,000
Total	58,000										58,000

Capital Improvement Program

2020 *thru* 2029

City of Ramsey, Minnesota

Project #	17-PARK-006
Project Name	Field Lighting - Central Park

Department	Park Improvements
Contact	
Type	Improvement
Useful Life	20
Category	Park Improvement
Priority	4-New Addition (Med)
Status	Active

Total Cost \$200,000

Description
Proposed improvement is for additional athletic field lighting for a community park for fall sport use.

Justification
Fall sports, most notably soccer and football, are constrained by shorter daylight, necessitating field lighting. An alternate for exploration would be constructing more fields.

Expenditures	2020	2021	2022	2023	2024	2025	2026	2027	2028	2029	Total
Improvements Other than Building Cost						200,000					200,000
Total						200,000					200,000

Funding Sources	2020	2021	2022	2023	2024	2025	2026	2027	2028	2029	Total
Grants/Outside Sources						50,000					50,000
Lawful Gambling Fund						150,000					150,000
Total						200,000					200,000

Capital Improvement Program

2020 *thru* 2029

City of Ramsey, Minnesota

Project #	17-PARK-007
Project Name	Northfork North Trail Connection

Department	Park Improvements
Contact	
Type	Improvement
Useful Life	20
Category	Park Improvement
Priority	2-New Addition (High)
Status	Active

Total Cost \$150,000

Description
Construct 10 foot paved multi-purpose trail through Outlot B, Northfork and Outlot A. Northfork Trail addition within dedicated 16' easement.

Justification
Bituminous trail connection constructed in lieu of on-road bicycle land on Andrie Street and 164th Lane NW per permanent pedestrian and bicycle trail easement agreement granted by Northfork Homeowner's Association on May 19th, 2016.

Expenditures	2020	2021	2022	2023	2024	2025	2026	2027	2028	2029	Total
Improvements Other than Building Cost	150,000										150,000
Total	150,000										150,000

Funding Sources	2020	2021	2022	2023	2024	2025	2026	2027	2028	2029	Total
Park Improvement Trust Fund	150,000										150,000
Total	150,000										150,000

Capital Improvement Program

2020 *thru* 2029

City of Ramsey, Minnesota

Project #	18-PARK-003
Project Name	Amphitheater Lighting

Department Park Improvements
Contact
Type Improvement
Useful Life 20 Years
Category Park Improvement
Priority 2-New Addition (High)
Status Active

Total Cost \$40,000

Description
Lighting enhancements and audio conduits at The Draw.

Justification
Additional lighting in and around the amphitheater is justified for concerts that go later into the evening and in the later summer.
Conduit and cable for audio (additional speakers) is likewise merited for larger events at the park.

Expenditures	2020	2021	2022	2023	2024	2025	2026	2027	2028	2029	Total
Improvements Other than Building Cost	40,000										40,000
Total	40,000										40,000

Funding Sources	2020	2021	2022	2023	2024	2025	2026	2027	2028	2029	Total
Park Improvement Trust Fund	40,000										40,000
Total	40,000										40,000

Capital Improvement Program

2020 *thru* 2029

City of Ramsey, Minnesota

Project #	18-PARK-004
Project Name	Lake Itasca Park - Parking, Trail & Canoe System

Department	Park Improvements
Contact	
Type	Improvement
Useful Life	20
Category	Park Improvement
Priority	4-New Addition (Med)
Status	Active

Total Cost \$250,000

Description

This project would permit access to the community park through a parking area adjacent to Alpine Drive, connection to the existing trails, and include a canoe/kayak/paddle-board system at the lake.

Justification

The parking lot will be for visitors, city-wide, as will the water-based recreational improvements. The trail will connect the new parking to the existing trails near the lake.

The timing of this limited, first phase of the Lake Itasca community park, also coincides with the hundreds of residential homes being platted in close proximity - with park dedication from these lots applied to the near-by park space for their benefit.

Expenditures	2020	2021	2022	2023	2024	2025	2026	2027	2028	2029	Total
Improvements Other than Building Cost			250,000								250,000
Total			250,000								250,000

Funding Sources	2020	2021	2022	2023	2024	2025	2026	2027	2028	2029	Total
Park Improvement Trust Fund			250,000								250,000
Total			250,000								250,000

Capital Improvement Program

2020 *thru* 2029

City of Ramsey, Minnesota

Project #	18-PARK-005
Project Name	Aeration for Sunfish Lake & The Draw

Department	Park Improvements
Contact	
Type	Improvement
Useful Life	20
Category	Park Improvement
Priority	2-New Addition (High)
Status	Active

Total Cost \$40,000

Description

This project would install two separate aeration systems at The Draw and also at Sunfish Lake. Project elements include contracted installation, electrical power supply, signing, permitting and public notifications.

Note: The General Fund Budget would need to be adjusted to accommodate both annual electric expense and other O&M costs estimated at \$1,000 to \$2,000 annually.

Justification

Both Sunfish Lake and The Draw have become popular destinations for youth fishing for panfish. During certain winter conditions, shallow water bodies can experience 'winterkill'. The two separate aeration systems would pump oxygen and circulate the water, maintaining the fish populations and the attendant recreational resource.

Expenditures	2020	2021	2022	2023	2024	2025	2026	2027	2028	2029	Total
Improvements Other than Building Cost	40,000										40,000
Total	40,000										40,000
Funding Sources	2020	2021	2022	2023	2024	2025	2026	2027	2028	2029	Total
Park Improvement Trust Fund	40,000										40,000
Total	40,000										40,000

Capital Improvement Program

2020 *thru* 2029

City of Ramsey, Minnesota

Project #	06-ACQ-002
Project Name	Acquire outlots A in Rivers Bluff & Reilly Estates

Department	Site Acquisitions
Contact	
Type	Land
Useful Life	Unassigned
Category	Park Improvement
Priority	5-Opportunity/Unfunded/Placeholder
Status	Active

Total Cost \$20,000

Description

Along the Rum River in the central part of the city are separate outlots owned by two homeowners associations. Both are very attractive, wooded parcels and connected to existing trail corridors. This project may entail the donation of the land in exchange for passive improvements such as trails, picnic areas or fishing.

Justification

The associations would benefit by realizing these amenities near their homes. The \$20,000 expense represents an estimate for real-estate transaction costs, and perhaps park planning to promote the donation. The park plans would generate the development cost projections.

Expenditures	2020	2021	2022	2023	2024	2025	2026	2027	2028	2029	Total
Land Acquisition							20,000				20,000
Total							20,000				20,000
Funding Sources	2020	2021	2022	2023	2024	2025	2026	2027	2028	2029	Total
Park Improvement Trust Fund							20,000				20,000
Total							20,000				20,000

Capital Improvement Program

2020 *thru* 2029

City of Ramsey, Minnesota

Project #	08-ACQ-002
Project Name	Alpaca Estates Outlot

Department	Site Acquisitions
Contact	
Type	Land
Useful Life	
Category	Park Improvement
Priority	5-Opportunity/Unfunded/Placeholder
Status	Active

Total Cost \$35,000

Description
This lot was not large enough to build on when the plat was filed for recording.

Justification
This lot was the subject of a development proposal to build a single family home. The proposal was denied. Acquisition of this outlot would provide river access in this area and be part of larger public access area and open space along the Mississippi proposed to the west.

Expenditures	2020	2021	2022	2023	2024	2025	2026	2027	2028	2029	Total
Land Acquisition							35,000				35,000
Total							35,000				35,000

Funding Sources	2020	2021	2022	2023	2024	2025	2026	2027	2028	2029	Total
Park Improvement Trust Fund							35,000				35,000
Total							35,000				35,000

Capital Improvement Program

2020 *thru* 2029

City of Ramsey, Minnesota

Project #	12-SEW-002
Project Name	Fire Station 1 Sanitary Sewer Service

Department	Sewer Utility
Contact	
Type	Improvement
Useful Life	50 Years
Category	Sewer Utility Improvement
Priority	2-New Addition (High)
Status	Active

Total Cost \$60,000

Description
Sanitary Sewer was extended to the Fire Station Property in 2011. This project will extend sanitary sewer into the fire station in conjunction with City Water. Sanitary trunk fees not waived.
Related project 11-WTR-003 of \$55,000

Justification
Extending sanitary sewer will allow removal of the septic tank and drainfield.

Expenditures	2020	2021	2022	2023	2024	2025	2026	2027	2028	2029	Total
Improvements Other than Building Cost				60,000							60,000
Total				60,000							60,000

Funding Sources	2020	2021	2022	2023	2024	2025	2026	2027	2028	2029	Total
Sewer Utility Fund				60,000							60,000
Total				60,000							60,000

Capital Improvement Program

2020 *thru* 2029

City of Ramsey, Minnesota

Project #	19-SEW-002
Project Name	Replace Pumps at Lift Station #6

Department Sewer Utility
Contact
Type Improvement
Useful Life 15
Category Sewer Utility Improvement
Priority 1-Existing Obligation (High)
Status Active

Description	Total Cost \$40,000
Replace both pumps at lift station #6 16230 Iodine Street	

Justification
Replace both pumps and base elbows due to normal wear. By 2021, both pumps will need to be replaced to assure proper pumping and reliability

Expenditures	2020	2021	2022	2023	2024	2025	2026	2027	2028	2029	Total
Improvements Other than Building Cost		40,000									40,000
Total		40,000									40,000

Funding Sources	2020	2021	2022	2023	2024	2025	2026	2027	2028	2029	Total
Sewer Utility Fund		40,000									40,000
Total		40,000									40,000

Capital Improvement Program

2020 *thru* 2029

City of Ramsey, Minnesota

Project #	19-SEW-003
Project Name	Replace Pumps at Lift Station #2

Department	Sewer Utility
Contact	
Type	Improvement
Useful Life	15
Category	Sewer Utility Improvement
Priority	3-Existing Obligation (Med)
Status	Active

Total Cost \$35,000

Description
Replace both pumps at lift station #2 - 157 Lane and Neon Street

Justification
Replace both pumps and base elbows due to normal wear by 2023. Both pumps will need to be replaced to assure proper pumping and reliability.

Expenditures	2020	2021	2022	2023	2024	2025	2026	2027	2028	2029	Total
Improvements Other than Building Cost				35,000							35,000
Total				35,000							35,000

Funding Sources	2020	2021	2022	2023	2024	2025	2026	2027	2028	2029	Total
Sewer Utility Fund				35,000							35,000
Total				35,000							35,000

Capital Improvement Program

2020 *thru* 2029

City of Ramsey, Minnesota

Project #	12-STRM-001
Project Name	Stormwater Drainage Improvements

Department Stormwater Utility
Contact
Type Improvement
Useful Life 50 Years
Category Storm Water Utility Improvement
Priority 1-Existing Obligation (High)
Status Active

Total Cost \$520,000

Description
This project will address stormwater drainage problems reported in 2011.

Justification
These projects will add storm sewer pipe, clean ditches and address standing water concerns.
- 156th and Armstrong - Clean ditch or add storm sewer 2020: \$30,000
- 156th Lane and Juniper Ridge Drive - Install pipe to relieve water backing up in existing pipes 2020: \$350,000

Prior	Expenditures	2020	2021	2022	2023	2024	2025	2026	2027	2028	2029	Total
140,000	Improvements Other than Building Cost		380,000									380,000
Total	Total		380,000									380,000

Prior	Funding Sources	2020	2021	2022	2023	2024	2025	2026	2027	2028	2029	Total
140,000	Storm Water Utility Fund		380,000									380,000
Total	Total		380,000									380,000

Capital Improvement Program

2020 *thru* 2029

City of Ramsey, Minnesota

Project #	19-STRM-001
Project Name	Outlet Control Structure Improvements

Department	Stormwater Utility
Contact	
Type	Improvement
Useful Life	20
Category	Storm Water Utility Improvement
Priority	2-New Addition (High)
Status	Active

Total Cost \$75,000

Description

Construct Outlet Control Structure for 24.6 Acre lake bounded on the south by 142nd Avenue, on the east by Iodine and Junkite Street, on the north by Krypton Street and the west by Potassium Street.

Justification

The MnDNR has requested that the city install an outlet control structure and associated storm sewer to increase the normal water level (NWL) of the 24.6 Acre lake. Increasing the NWS may require improvements to surrounding trails and boardwalks to prevent periodic flooding of this infrastructure.

Expenditures	2020	2021	2022	2023	2024	2025	2026	2027	2028	2029	Total
Improvements Other than Building Cost	75,000										75,000
Total	75,000										75,000

Funding Sources	2020	2021	2022	2023	2024	2025	2026	2027	2028	2029	Total
Storm Water Utility Fund	75,000										75,000
Total	75,000										75,000

Capital Improvement Program

2020 *thru* 2029

City of Ramsey, Minnesota

Project #	04-STR-012
Project Name	Zeolite Roadway Improvements

Department	Street Improvements
Contact	Unassigned
Type	Improvement
Useful Life	60 Years
Category	Street Improvement
Priority	4-New Addition (Med)
Status	Active

Total Cost \$1,091,000

Description
This project consists of the installation of 1,300 feet of bituminous street, sidewalk/trail and storm sewer in the western portion of the COR.

Justification
These improvements will be necessary to support the development anticipated in the west COR area.

Expenditures	2020	2021	2022	2023	2024	2025	2026	2027	2028	2029	Total
Improvements Other than Building Cost				1,091,000							1,091,000
Total				1,091,000							1,091,000

Funding Sources	2020	2021	2022	2023	2024	2025	2026	2027	2028	2029	Total
Public Improvement Revolving Fund				206,000							206,000
Tax Increment Fund #2				517,000							517,000
Sewer Utility Fund				41,000							41,000
Storm Water Utility Fund				96,000							96,000
Street Light Utility Fund				46,000							46,000
Water Utility Fund				185,000							185,000
Total				1,091,000							1,091,000

Capital Improvement Program

2020 *thru* 2029

City of Ramsey, Minnesota

Project #	04-STR-014
Project Name	COR Bunker Lake Blvd (Armstrong to Ramsey Blvd)

Department	Street Improvements
Contact	Unassigned
Type	Improvement
Useful Life	60 Years
Category	Street Improvement
Priority	4-New Addition (Med)
Status	Active

Total Cost \$5,020,000

Description
Upgrades Bunker Lake Blvd between Armstrong and Ramsey Blvds, necessitated by the COR Development. Upgrades include traffic signals at Town Center Drive.
Total Cost for Bunker Lake Blvd. = \$4,870,000
Street Improvements: \$3,650,000
Bunker & Sunwood Signal: \$350,000
Storm Water Improvements: \$530,000
Water Utility Improvements: \$340,000
Total Cost for Regional Roadway improvements = \$14,607,860 (Per JPA)

Justification
The construction of the COR will add additional traffic to Bunker Lake Blvd. This project will upgrade Bunker Lake Blvd to handle traffic from the COR.

Expenditures	2020	2021	2022	2023	2024	2025	2026	2027	2028	2029	Total
Improvements Other than Building Cost	400,000	4,620,000									5,020,000
Total	400,000	4,620,000									5,020,000

Funding Sources	2020	2021	2022	2023	2024	2025	2026	2027	2028	2029	Total
MSA		350,000									350,000
Tax Increment Fund #2		1,500,000									1,500,000
Tax Increment Fund #1		1,000,000									1,000,000
Storm Water Utility Fund		530,000									530,000
Street Light Utility Fund		150,000									150,000
Water Utility Fund		340,000									340,000
Tax Increment Fund #14 (BONDING)	400,000	750,000									1,150,000
Total	400,000	4,620,000									5,020,000

Capital Improvement Program

2020 *thru* 2029

City of Ramsey, Minnesota

Project #	15-STR-003
Project Name	Sunwood Drive Roundabout Landscaping

Department	Street Improvements
Contact	
Type	Improvement
Useful Life	60 Years
Category	Street Improvement
Priority	1-Existing Obligation (High)
Status	Active

Description	Total Cost \$20,000
Includes installation of perenial grasses, plants, and trees/shrubs as well as irrigation modifications.	

Justification
Promote the vision of The COR area.

Expenditures	2020	2021	2022	2023	2024	2025	2026	2027	2028	2029	Total
Improvements Other than Building Cost	20,000										20,000
Total	20,000										20,000

Funding Sources	2020	2021	2022	2023	2024	2025	2026	2027	2028	2029	Total
Public Improvement Revolving Fund	20,000										20,000
Total	20,000										20,000

Capital Improvement Program

2020 *thru* 2029

City of Ramsey, Minnesota

Project #	16-STR-002
Project Name	Ramsey Blvd Railroad Grade Separation

Department	Street Improvements
Contact	
Type	Improvement
Useful Life	60 Years
Category	Street Improvement
Priority	5-Opportunity/Unfunded/Placeholder
Status	Active

Total Cost \$21,000,000

Description
Construct BNSF railroad grade separation on Ramsey Boulevard as identified in the Highway 10 Access Planning Study project implementation plan.

Justification
The existing at-grade vehicle and pedestrian crossings of the BNSF railroad tracks are unsafe and result in traffic congestion and mobility issues along US Highway 10 and Ramsey Boulevard. When responding to calls for service, emergency vehicles are not able to cross the railroad tracks or US Highway 10 when trains are present. This can result in delays of several minutes or more, depending on the length of the train(s).

Expenditures	2020	2021	2022	2023	2024	2025	2026	2027	2028	2029	Total
Improvements Other than Building Cost	4,500,000	16,500,000									21,000,000
Total	4,500,000	16,500,000									21,000,000

Funding Sources	2020	2021	2022	2023	2024	2025	2026	2027	2028	2029	Total
Grants/Outside Sources	2,500,000	16,500,000									19,000,000
MSA	2,000,000										2,000,000
Total	4,500,000	16,500,000									21,000,000

Capital Improvement Program

2020 *thru* 2029

City of Ramsey, Minnesota

Project #	16-STR-003
Project Name	North Hwy 10 Frontage Road-Ramsey to SLB

Department	Street Improvements
Contact	
Type	Improvement
Useful Life	60 Years
Category	Street Improvement
Priority	5-Opportunity/Unfunded/Placeholder
Status	Active

Total Cost \$12,900,000

Description
Construct North Frontage Road to US Highway 10 connecting Ramsey Boulevard and Sunfish Lake Boulevard per the Highway 10 Access Planning Study project implementation plan.

Justification
Twenty private access points exist along Highway 10 between Ramsey and Sunfish Lake Boulevards. This project will remove all 20 private accesses, resulting in improved safety, congestion and mobility for traffic on US Highway 10 between Ramsey Boulevard and Sunfish Lake Boulevard. Completion of these improvements is also required to support proper sequencing for other proposed improvement projects along Highway 10 per the Highway 10 Access Planning Study

Expenditures	2020	2021	2022	2023	2024	2025	2026	2027	2028	2029	Total
Improvements Other than Building Cost		7,000,000	5,900,000								12,900,000
Total		7,000,000	5,900,000								12,900,000

Funding Sources	2020	2021	2022	2023	2024	2025	2026	2027	2028	2029	Total
Grants/Outside Sources		6,355,000	5,900,000								12,255,000
Public Improvement Revolving Fund		645,000									645,000
Total		7,000,000	5,900,000								12,900,000

Capital Improvement Program

2020 *thru* 2029

City of Ramsey, Minnesota

Project #	16-STR-004
Project Name	South Hwy 10 Frontage Rd-SLB to Anoka

Department	Street Improvements
Contact	
Type	Improvement
Useful Life	60 Years
Category	Street Improvement
Priority	5-Opportunity/Unfunded/Placeholder
Status	Active

Total Cost \$2,700,000

Description
Construct South Frontage Road to US Highway 10 east of Sunfish Lake Boulevard to City of Anoka per the Highway 10 Access Planning Study project implementation plan.

Justification
Seven private access points exist along Highway 10 within the City of Ramsey east of Sunfish Lake Boulevard. This project will remove all 7 private accesses, resulting in improved safety, congestion and mobility for traffic using US Highway 10 in the project area. Completion of these improvements is also required to support proper sequencing for other proposed improvement projects along Highway 10 per the Highway 10 Access Planning Study. This project also supports existing businesses and the City's redevelopment goals, while also providing maximum flexibility for redevelopment potential of adjacent parcels.

Expenditures	2020	2021	2022	2023	2024	2025	2026	2027	2028	2029	Total
Improvements Other than Building Cost			2,000,000	700,000							2,700,000
Total			2,000,000	700,000							2,700,000

Funding Sources	2020	2021	2022	2023	2024	2025	2026	2027	2028	2029	Total
Grants/Outside Sources			1,285,000	700,000							1,985,000
Public Improvement Revolving Fund			715,000								715,000
Total			2,000,000	700,000							2,700,000

Capital Improvement Program

2020 *thru* 2029

City of Ramsey, Minnesota

Project #	17-STR-001
Project Name	Reconstruction Streets: Barthels Rum River Acres

Department	Street Improvements
Contact	
Type	Improvement
Useful Life	60 Years
Category	Street Improvement
Priority	1-Existing Obligation (High)
Status	Active

Total Cost \$701,248

Description
Reconstruction of Barthel's Rum River Acres: 164th Lane, Dysprosium Street, Junkite Street

Justification
Each paved street within the City is scheduled to receive preventative maintenance on a regularly scheduled basis including reconstruction at the end of its useful life, which is estimate to be 60 years based on the City's predominant sand subgrades.

Expenditures	2020	2021	2022	2023	2024	2025	2026	2027	2028	2029	Total
Improvements Other than Building Cost		701,248									701,248
Total		701,248									701,248

Funding Sources	2020	2021	2022	2023	2024	2025	2026	2027	2028	2029	Total
Special Assessment - Bonded		159,375									159,375
Storm Water Utility Fund		63,750									63,750
GO Bonding (Road Funding)		478,123									478,123
Total		701,248									701,248

Capital Improvement Program

2020 *thru* 2029

City of Ramsey, Minnesota

Project #	17-STR-002
Project Name	Reconstruction Streets: Echo Ridge, Juniper Woods

Department Street Improvements
Contact
Type Improvement
Useful Life 60 Years
Category Street Improvement
Priority 1-Existing Obligation (High)
Status Active

Total Cost \$769,500

Description	
Reconstruct: Echo Ridge: 177th Avenue; Juniper Woods 1st & 2nd: 150th Lane, 151st Avenue, Tonto Street & Ute Street; Northfork Oaks 2nd & 3rd: 162nd Lane, Royal Circle, Royal Court and Royal Road; Section 02 Unplatted: 177th Avenue	
Total Echo Ridge Project Cost =	\$77,000
Street Improvements:	\$70,000
Storm Water Improvements:	\$7,000
Watermain Improvements:	\$0
Total Juniper Woods 1 & 2: Project Cost =	\$244,800
Street Improvements:	\$240,000
Storm Water Improvements:	\$4,800
Watermain Improvements:	\$0
Total Northfork Oaks 2 & 3 Project Cost =	\$392,700
Street Improvements:	\$385,000
Storm Water Improvements:	\$7,700
Watermain Improvements:	\$0
Total Section 02 Unplatted Project Cost =	\$55,000
Street Improvements:	\$50,000
Storm Water Improvements:	\$5,000
Watermain Improvements:	\$0

Justification
 Each paved street within the City is scheduled to receive preventative maintenance on a regularly scheduled basis including reconstruction at the end of its useful life, which is estimate to be 60 years based on the City's predominant sand subgrades.

Expenditures	2020	2021	2022	2023	2024	2025	2026	2027	2028	2029	Total
Improvements Other than Building Cost		769,500									769,500
Total		769,500									769,500

Capital Improvement Program

2020 *thru* 2029

City of Ramsey, Minnesota

Funding Sources	2020	2021	2022	2023	2024	2025	2026	2027	2028	2029	Total
Special Assessment - Bonded		186,250									186,250
Storm Water Utility Fund		24,500									24,500
GO Bonding (Road Funding)		558,750									558,750
Total		769,500									769,500

Capital Improvement Program

2020 *thru* 2029

City of Ramsey, Minnesota

Project #	17-STR-003
Project Name	Reconstruction Streets: Riverdale Drive

Department	Street Improvements
Contact	
Type	Improvement
Useful Life	60 Years
Category	Street Improvement
Priority	1-Existing Obligation (High)
Status	Active

Total Cost \$854,480

Description
Reconstruction of Riverdale Drive from Feldspar Street to Tungsten Street which is a MSA street. Staff recommends using MSA funds to fund a portion of the costs based on availability. Reconstruction of roads in Section O7 unplatted,
Total Riverdale Drive Project Cost = \$854,480 Street Improvements: \$776,800 Storm Water Improvements: \$77,680 Watermain Improvements: \$0

Justification
Each paved street within the City is scheduled to receive preventative maintenance on a regularly scheduled basis including reconstruction at the end of its useful life, which is estimate to be 60 years based on the City's predominant sand subgrades.

Expenditures	2020	2021	2022	2023	2024	2025	2026	2027	2028	2029	Total
Improvements Other than Building Cost		854,480									854,480
Total		854,480									854,480

Funding Sources	2020	2021	2022	2023	2024	2025	2026	2027	2028	2029	Total
MSA		500,000									500,000
Special Assessment - Bonded		194,200									194,200
Storm Water Utility Fund		77,680									77,680
GO Bonding (Road Funding)		82,600									82,600
Total		854,480									854,480

Capital Improvement Program

2020 *thru* 2029

City of Ramsey, Minnesota

Project # 17-STR-003A
Project Name Reconstruction Streets: Section 07

Department Street Improvements
Contact
Type Improvement
Useful Life 60 Years
Category Street Improvement
Priority 3-Existing Obligation (Med)
Status Active

Total Cost \$526,680

Description

Reconstruction of streets in Section 07 (unplatted).

Justification

Each paved street within the City is scheduled to receive preventative maintenance on a regularly scheduled basis including reconstruction at the end of its useful life, which is estimate to be 60 years based on the City's predominant sand subgrades.

Expenditures	2020	2021	2022	2023	2024	2025	2026	2027	2028	2029	Total
Improvements Other than Building Cost			526,680								526,680
Total			526,680								526,680

Funding Sources	2020	2021	2022	2023	2024	2025	2026	2027	2028	2029	Total
Special Assessment - Bonded			119,700								119,700
Storm Water Utility Fund			47,880								47,880
GO Bonding (Road Funding)			359,100								359,100
Total			526,680								526,680

Capital Improvement Program

2020 *thru* 2029

City of Ramsey, Minnesota

Project #	17-STR-004
Project Name	Reconstruction Streets: Wood Pond Hills 2nd-5th

Department	Street Improvements
Contact	
Type	Improvement
Useful Life	60 Years
Category	Street Improvement
Priority	3-Existing Obligation (Med)
Status	Active

Total Cost \$365,600

Description
Reconstruct Wood Pond Hills 2nd, Wood Pond Hills 3rd, Wood Pond Hills 4th, and Wood Pond Hills 5th additions
Total Project Costs: \$365,600
Street Improvements: \$356,800
Storm Sewer \$ 8,800

Justification
Each paved street within the City is scheduled to receive preventative maintenance on a regularly scheduled basis including reconstruction at the end of its useful life, which is estimate to be 60 years based on the City's predominant sand subgrades.

Expenditures	2020	2021	2022	2023	2024	2025	2026	2027	2028	2029	Total
Improvements Other than Building Cost			365,600								365,600
Total			365,600								365,600

Funding Sources	2020	2021	2022	2023	2024	2025	2026	2027	2028	2029	Total
Special Assessment - Bonded			89,200								89,200
Storm Water Utility Fund			8,800								8,800
GO Bonding (Road Funding)			267,600								267,600
Total			365,600								365,600

Capital Improvement Program

2020 *thru* 2029

City of Ramsey, Minnesota

Project #	17-STR-005
Project Name	Reconstruction Streets: Autumn Heights

Department	Street Improvements
Contact	
Type	Improvement
Useful Life	60 Years
Category	Street Improvement
Priority	3-Existing Obligation (Med)
Status	Active

Total Cost \$824,948

Description
Reconstruction of Autumn Heights.

Justification
Each paved street within the City is scheduled to receive preventative maintenance on a regularly scheduled basis including reconstruction at the end of its useful life, which is estimate to be 60 years based on the City's predominant sand subgrades.

Expenditures	2020	2021	2022	2023	2024	2025	2026	2027	2028	2029	Total
Improvements Other than Building Cost			824,948								824,948
Total			824,948								824,948

Funding Sources	2020	2021	2022	2023	2024	2025	2026	2027	2028	2029	Total
Special Assessment - Bonded			206,237								206,237
GO Bonding (Road Funding)			618,711								618,711
Total			824,948								824,948

Capital Improvement Program

2020 *thru* 2029

City of Ramsey, Minnesota

Project #	17-STR-005A
Project Name	Reconstruct Variolite Street

Department Street Improvements
Contact
Type Improvement
Useful Life 60 Years
Category Street Improvement
Priority 1-Existing Obligation (High)
Status Active

Total Cost \$2,643,600

Description
Reconstruction of Variolite Street

Justification
Each paved street within the City is scheduled to receive preventative maintenance on a regularly scheduled basis including reconstruction at the end of its useful life, which is estimate to be 60 years based on the City's predominant sand subgrades.

Expenditures	2020	2021	2022	2023	2024	2025	2026	2027	2028	2029	Total
Improvements Other than Building Cost	2,643,600										2,643,600
Total	2,643,600										2,643,600

Funding Sources	2020	2021	2022	2023	2024	2025	2026	2027	2028	2029	Total
MSA	2,328,270										2,328,270
Storm Water Utility Fund	315,330										315,330
Total	2,643,600										2,643,600

Capital Improvement Program

2020 *thru* 2029

City of Ramsey, Minnesota

Project #	17-STR-006
Project Name	Reconstruction Streets: Halls Dover

Department	Street Improvements
Contact	
Type	Improvement
Useful Life	60 Years
Category	Street Improvement
Priority	3-Existing Obligation (Med)
Status	Active

Total Cost \$539,000

Description
Reconstruction of streets: Halls Dover Acres: 157th Lane, 158th Avenue, 158th Lane, Quicksilver Street, Radium Circle, Radium Street and Sodium Street
Total Halls Dover Acres Project Cost = \$539,000 Street Improvements: \$490,000 Storm Water Improvements: \$49,000 Watermain Improvements: \$0

Justification
Each paved street within the City is scheduled to receive preventative maintenance on a regularly scheduled basis including reconstruction at the end of its useful life, which is estimate to be 60 years based on the City's predominant sand subgrades.

Expenditures	2020	2021	2022	2023	2024	2025	2026	2027	2028	2029	Total
Improvements Other than Building Cost			539,000								539,000
Total			539,000								539,000

Funding Sources	2020	2021	2022	2023	2024	2025	2026	2027	2028	2029	Total
Special Assessment - Bonded			134,750								134,750
Storm Water Utility Fund			49,000								49,000
GO Bonding (Road Funding)			355,250								355,250
Total			539,000								539,000

Capital Improvement Program

2020 *thru* 2029

City of Ramsey, Minnesota

Project #	17-STR-006A
Project Name	Reconstruction Streets: Sortebergs

Department	Street Improvements
Contact	
Type	Improvement
Useful Life	60 Years
Category	Street Improvement
Priority	3-Existing Obligation (Med)
Status	Active

Total Cost \$297,000

Description
Reconstruction of streets in Sortebergs Addition including Xenolith Street and 159th Lane.

Justification
Each paved street within the City is scheduled to receive preventative maintenance on a regularly scheduled basis including reconstruction at the end of its useful life, which is estimate to be 60 years based on the City's predominant sand subgrades.

Expenditures	2020	2021	2022	2023	2024	2025	2026	2027	2028	2029	Total
Improvements Other than Building Cost			297,000								297,000
Total			297,000								297,000

Funding Sources	2020	2021	2022	2023	2024	2025	2026	2027	2028	2029	Total
Special Assessment - Bonded			74,250								74,250
Storm Water Utility Fund			27,000								27,000
GO Bonding (Road Funding)			195,750								195,750
Total			297,000								297,000

Capital Improvement Program

2020 *thru* 2029

City of Ramsey, Minnesota

Project #	17-STR-007
Project Name	Reconstruction Streets: Nature View

Department	Street Improvements
Contact	
Type	Improvement
Useful Life	60 Years
Category	Street Improvement
Priority	3-Existing Obligation (Med)
Status	Active

Total Cost \$253,000

Description
Reconstruction of Nature View: 159th Avenue, Azurite Court & Xenon Street.
Total Nature View Project Cost = \$253,000
Street Improvements: \$230,000
Storm Water Improvements: \$23,000
Watermain Improvements: \$0

Justification
Each paved street within the City is scheduled to receive preventative maintenance on a regularly scheduled basis including reconstruction at the end of its useful life, which is estimate to be 60 years based on the City's predominant sand subgrades.

Expenditures	2020	2021	2022	2023	2024	2025	2026	2027	2028	2029	Total
Improvements Other than Building Cost				253,000							253,000
Total				253,000							253,000

Funding Sources	2020	2021	2022	2023	2024	2025	2026	2027	2028	2029	Total
Special Assessment - Bonded				63,250							63,250
Storm Water Utility Fund				23,000							23,000
GO Bonding (Road Funding)				166,750							166,750
Total				253,000							253,000

Capital Improvement Program

2020 *thru* 2029

City of Ramsey, Minnesota

Project #	17-STR-007A
Project Name	Reconstruction Streets: Sortebergs 6th

Department	Street Improvements
Contact	
Type	Improvement
Useful Life	60 Years
Category	Street Improvement
Priority	3-Existing Obligation (Med)
Status	Active

Total Cost \$562,650

Description
Reconstruction of streets in Sortebergs 6th Addition including 174th Lane, Puma Street and Rabbit Street.

Justification
Each paved street within the City is scheduled to receive preventative maintenance on a regularly scheduled basis including reconstruction at the end of its useful life, which is estimate to be 60 years based on the City's predominant sand subgrades.

Expenditures	2020	2021	2022	2023	2024	2025	2026	2027	2028	2029	Total
Improvements Other than Building Cost				562,650							562,650
Total				562,650							562,650

Funding Sources	2020	2021	2022	2023	2024	2025	2026	2027	2028	2029	Total
Special Assessment - Bonded				140,662							140,662
Storm Water Utility Fund				74,150							74,150
GO Bonding (Road Funding)				347,838							347,838
Total				562,650							562,650

Capital Improvement Program

2020 *thru* 2029

City of Ramsey, Minnesota

Project #	17-STR-008
Project Name	Reconstruct Streets: Fox Ridge Estates 1st & 2nd

Department	Street Improvements
Contact	
Type	Improvement
Useful Life	60 Years
Category	Street Improvement
Priority	3-Existing Obligation (Med)
Status	Active

Total Cost \$1,799,280

Description
Reconstruction Streets: Fox Ridge Estates 1st & 2nd: 170th Ave., 172nd Lane, 173rd Ave., 174th Ave., Potassium Court, Potassium Street, Sodium Street, Tungsten Street & Wolfram Street

Justification
Each paved street within the City is scheduled to receive preventative maintenance on a regularly scheduled basis including reconstruction at the end of its useful life, which is estimate to be 60 years based on the City's predominant sand subgrades.
Look at Possibility of Using MSA or PIR funds for portion of costs instead of bonding.

Expenditures	2020	2021	2022	2023	2024	2025	2026	2027	2028	2029	Total
Improvements Other than Building Cost				1,799,280							1,799,280
Total				1,799,280							1,799,280

Funding Sources	2020	2021	2022	2023	2024	2025	2026	2027	2028	2029	Total
Special Assessment - Bonded				445,500							445,500
Storm Water Utility Fund				17,280							17,280
GO Bonding (Road Funding)				1,336,500							1,336,500
Total				1,799,280							1,799,280

Capital Improvement Program

2020 *thru* 2029

City of Ramsey, Minnesota

Project #	17-STR-009
Project Name	Reconstruction Streets: Rodeo Hill/Valley View

Department Street Improvements
Contact
Type Improvement
Useful Life 60 Years
Category Street Improvement
Priority 3-Existing Obligation (Med)
Status Active

Total Cost \$981,750

Description
Reconstruction of Rodeo Hills Estates, Valley View Acres: Soil Correction likely required. 177th Lane, 178th Lane, 179th Lane, 180th Lane, Uranium Street and Vanadium Street.

Justification
Each paved street within the City is scheduled to receive preventative maintenance on a regularly scheduled basis including reconstruction at the end of its useful life, which is estimate to be 60 years based on the City's predominant sand subgrades.

Expenditures	2020	2021	2022	2023	2024	2025	2026	2027	2028	2029	Total
Improvements Other than Building Cost					981,750						981,750
Total					981,750						981,750

Funding Sources	2020	2021	2022	2023	2024	2025	2026	2027	2028	2029	Total
Special Assessment - Bonded					148,750						148,750
Storm Water Utility Fund					89,250						89,250
GO Bonding (Road Funding)					743,750						743,750
Total					981,750						981,750

Capital Improvement Program

2020 *thru* 2029

City of Ramsey, Minnesota

Project #	17-STR-010
Project Name	2024 Overlay Projects

Department Street Improvements
Contact
Type Improvement
Useful Life 20 Years
Category Street Improvement
Priority 3-Existing Obligation (Med)
Status Active

Total Cost \$744,209

Description
Mill and overlay numerous existing streets. Oakridge Estates, Sunny Ponds, Sunny Ponds 2nd, Sunny Ponds 3rd, Business Park 95, Business Park 95 2nd, Business Park 95 5th, Business Park 95 7th and Traprock Commons

Justification
Each paved street within the City is scheduled to receive preventative maintenance on a regularly scheduled basis including reconstruction at the end of its useful life, which is estimate to be 60 years based on the City's predominant sand subgrades.

Expenditures	2020	2021	2022	2023	2024	2025	2026	2027	2028	2029	Total
Improvements Other than Building Cost					744,209						744,209
Total					744,209						744,209

Funding Sources	2020	2021	2022	2023	2024	2025	2026	2027	2028	2029	Total
Special Assessment - Bonded					176,252						176,252
Storm Water Utility Fund					39,200						39,200
GO Bonding (Road Funding)					528,757						528,757
Total					744,209						744,209

Capital Improvement Program

2020 *thru* 2029

City of Ramsey, Minnesota

Project #	17-STR-011
Project Name	Reconstruction Streets: Alpine Drive

Department	Street Improvements
Contact	
Type	Improvement
Useful Life	60 Years
Category	Street Improvement
Priority	3-Existing Obligation (Med)
Status	Active

Total Cost \$1,123,750

Description
Reconstruction of Alpine Drive between Puma Street to Armstrong Boulevard.

Justification
Each paved street within the City is scheduled to receive preventative maintenance on a regularly scheduled basis including reconstruction at the end of its useful life, which is estimate to be 60 years based on the City's predominant sand subgrades.
Look at Possibility of Using MSA or PIR funds for portion of costs instead of bonding.

Expenditures	2020	2021	2022	2023	2024	2025	2026	2027	2028	2029	Total
Improvements Other than Building Cost						1,123,750					1,123,750
Total						1,123,750					1,123,750

Funding Sources	2020	2021	2022	2023	2024	2025	2026	2027	2028	2029	Total
Special Assessment - Bonded						40,000					40,000
Storm Water Utility Fund						10,500					10,500
Water Utility Fund						385,000					385,000
GO Bonding (Road Funding)						688,250					688,250
Total						1,123,750					1,123,750

Capital Improvement Program

2020 *thru* 2029

City of Ramsey, Minnesota

Project #	17-STR-012
Project Name	2025 Overlay Projects

Department	Street Improvements
Contact	
Type	Improvement
Useful Life	20 Years
Category	Street Improvement
Priority	3-Existing Obligation (Med)
Status	Active

Total Cost \$600,000

Description

Repair, overlay and stripe concrete pavement on Sunwood Drive and Rhinestone Street in the COR. Proposed improvements include repairing cracks, failing concrete joints and holes, as well as, replacing all existing colored concrete crosswalks with high-early concrete and adding thermoplastic crosswalk markings, along with new pavement striping on both sides.

Justification

Numerous concrete pavement joints are failing resulting in stormwater runoff infiltrating into the pavement base, accelerating pavement deterioration due to saturated subgrade soils. Numerous holes also exist in the pavement allowing stormwater runoff into the pavement base. These holes also present trip hazards to pedestrians and most of the holes are located in pedestrian crosswalks where colored concrete was used for enhanced delineation.

Look at possibility of using MSA or PIR funds for portion of costs instead of bonding.

Expenditures	2020	2021	2022	2023	2024	2025	2026	2027	2028	2029	Total
Improvements Other than Building Cost						600,000					600,000
Total						600,000					600,000
Funding Sources	2020	2021	2022	2023	2024	2025	2026	2027	2028	2029	Total
Special Assessment - Bonded						150,000					150,000
GO Bonding (Road Funding)						450,000					450,000
Total						600,000					600,000

Capital Improvement Program

2020 *thru* 2029

City of Ramsey, Minnesota

Project #	17-STR-013
Project Name	Reconstruction Streets: Whispering Pine Est Pl 3

Department	Street Improvements
Contact	
Type	Improvement
Useful Life	60 Years
Category	Street Improvement
Priority	3-Existing Obligation (Med)
Status	Active

Total Cost \$1,422,950

Description
Reconstruct streets in Whispering Pines Estates Plat 3: Add Concrete curb and gutter and storm sewer. 157th Lane, 158th Avenue, 158th Lane, Eland Street, Ferret Street and Kangaroo Street

Justification
These streets are in poor condition and require reconstruction. The pavement has deteriorated beyond the point where an overlay should be applied. This project will install concrete curb and gutter and storm sewer.

Expenditures	2020	2021	2022	2023	2024	2025	2026	2027	2028	2029	Total
Improvements Other than Building Cost								1,422,950			1,422,950
Total								1,422,950			1,422,950

Funding Sources	2020	2021	2022	2023	2024	2025	2026	2027	2028	2029	Total
Special Assessment - Bonded								307,312			307,312
Storm Water Utility Fund								193,700			193,700
GO Bonding (Road Funding)								921,938			921,938
Total								1,422,950			1,422,950

Capital Improvement Program

2020 *thru* 2029

City of Ramsey, Minnesota

Project #	17-STR-014
Project Name	2026 Overlay Projects

Department	Street Improvements
Contact	
Type	Improvement
Useful Life	20 Years
Category	Street Improvement
Priority	3-Existing Obligation (Med)
Status	Active

Total Cost \$754,300

Description
Overlay streets in Amber Ridge, Birch Hill Lodges, Cedar Hills 1st, 2nd & 3rd, Chestnut Hills 1st thru 5th Addn and Section 09 Unplatted

Justification
These streets are in such condition that they require an overlay to most cost-effectively maintain the pavement.

Expenditures	2020	2021	2022	2023	2024	2025	2026	2027	2028	2029	Total
Improvements Other than Building Cost							754,300				754,300
Total							754,300				754,300

Funding Sources	2020	2021	2022	2023	2024	2025	2026	2027	2028	2029	Total
Special Assessment - Bonded							178,650				178,650
Storm Water Utility Fund							39,700				39,700
GO Bonding (Road Funding)							535,950				535,950
Total							754,300				754,300

Capital Improvement Program

2020 *thru* 2029

City of Ramsey, Minnesota

Project #	18-STR-001
Project Name	Alpine Drive Pedestrian Crossing at 151st Avenue

Department	Street Improvements
Contact	
Type	Improvement
Useful Life	25
Category	Street Improvement
Priority	2-New Addition (High)
Status	Active

Total Cost \$300,000

Description
Construct grade separated or signalized pedestrian crossing on Alpine Drive at 151st Avenue in conjunction with development.

Justification
Provide a safe pedestrian crossing for Alpine Drive connecting Riverstone residential development to Lake Itasca Park and the regional trail north of Alpine Drive.

Expenditures	2020	2021	2022	2023	2024	2025	2026	2027	2028	2029	Total
Improvements Other than Building Cost		300,000									300,000
Total		300,000									300,000

Funding Sources	2020	2021	2022	2023	2024	2025	2026	2027	2028	2029	Total
Public Improvement Revolving Fund		75,000									75,000
Developer Fees		225,000									225,000
Total		300,000									300,000

Capital Improvement Program

2020 *thru* 2029

City of Ramsey, Minnesota

Project #	18-STR-002
Project Name	2027 Overlay Projects

Department	Street Improvements
Contact	
Type	Improvement
Useful Life	20
Category	Street Improvement
Priority	3-Existing Obligation (Med)
Status	Active

Total Cost \$444,600

Description
Overlay streets in Town Center Gardens 1st thru 3rd addns, Evergreen Point Townhomes 1st & 2nd, Chestnut Ridge 2nd, 3rd

Justification
These streets are in such condition that they require an overlay to most cost-effectively maintain the pavement.

Expenditures	2020	2021	2022	2023	2024	2025	2026	2027	2028	2029	Total
Improvements Other than Building Cost								444,600			444,600
Total								444,600			444,600

Funding Sources	2020	2021	2022	2023	2024	2025	2026	2027	2028	2029	Total
Special Assessment - Bonded								105,300			105,300
Storm Water Utility Fund								23,400			23,400
GO Bonding (Road Funding)								315,900			315,900
Total								444,600			444,600

Capital Improvement Program

2020 *thru* 2029

City of Ramsey, Minnesota

Project #	18-STR-003
Project Name	Reconstruction Streets: Sports Haven, Sec 1 Unpl

Department	Street Improvements
Contact	
Type	Improvement
Useful Life	60 Years
Category	Street Improvement
Priority	3-Existing Obligation (Med)
Status	Active

Total Cost \$1,243,000

Description
Reconstruct streets in Sports Haven: 165th Lane, 166th Avenue, Xenolith Street, Yolite Street; Section 1 Unplatted north of CR (except Ute St): Waco Drive & Waco Street; Section 01 Unplatted south OF cr 27: 177TH Avenue, 178th Lane, 179th Avenue, Salish Circle, Tonto Street, and Yakima Street

Justification
These streets are in poor condition and require reconstruction. The pavement has deteriorated beyond the point where an overlay should be applied. This project will install concrete curb and gutter and storm sewer.

Expenditures	2020	2021	2022	2023	2024	2025	2026	2027	2028	2029	Total
Improvements Other than Building Cost									1,243,000		1,243,000
Total									1,243,000		1,243,000

Funding Sources	2020	2021	2022	2023	2024	2025	2026	2027	2028	2029	Total
Special Assessment - Bonded									282,500		282,500
Storm Water Utility Fund									113,000		113,000
GO Bonding (Road Funding)									847,500		847,500
Total									1,243,000		1,243,000

Capital Improvement Program

2020 *thru* 2029

City of Ramsey, Minnesota

Project #	19-STR-001
Project Name	Reconstruction Streets: Barthels Rum River Acres 2

Department	Street Improvements
Contact	
Type	Improvement
Useful Life	60 Years
Category	Street Improvement
Priority	1-Existing Obligation (High)
Status	Active

Total Cost \$902,000

Description
Reconstruction of Streets in Barthel's Rum River Acres 2nd: 161st Avenue, 161st Lane, 162nd Lane, 164th Avenue, Dysprosium Street, Germanium Street and Junkite Street.

Justification
These streets are in poor condition and require reconstruction. The pavement has deteriorated beyond the point where an overlay could be applied.

Expenditures	2020	2021	2022	2023	2024	2025	2026	2027	2028	2029	Total
Improvements Other than Building Cost		902,000									902,000
Total		902,000									902,000

Funding Sources	2020	2021	2022	2023	2024	2025	2026	2027	2028	2029	Total
Special Assessment - Bonded		205,000									205,000
Storm Water Utility Fund		82,000									82,000
GO Bonding (Road Funding)		415,000									415,000
Tax Increment Fund #8		200,000									200,000
Total		902,000									902,000

Capital Improvement Program

2020 *thru* 2029

City of Ramsey, Minnesota

Project #	19-STR-002
Project Name	Reconstruction Streets: Oakwood Hills

Department	Street Improvements
Contact	
Type	Improvement
Useful Life	60 Years
Category	Street Improvement
Priority	1-Existing Obligation (High)
Status	Active

Total Cost \$181,886

Description
Reconstruction of Streets in Oakwood Hills: 160th Lane, Xenon Street

Justification
These streets are in poor condition and require reconstruction. The pavement has deteriorated beyond the point where an overlay could be applied.

Expenditures	2020	2021	2022	2023	2024	2025	2026	2027	2028	2029	Total
Improvements Other than Building Cost		181,886									181,886
Total		181,886									181,886

Funding Sources	2020	2021	2022	2023	2024	2025	2026	2027	2028	2029	Total
Special Assessment - Bonded		41,338									41,338
Storm Water Utility Fund		16,535									16,535
GO Bonding (Road Funding)		124,013									124,013
Total		181,886									181,886

Capital Improvement Program

2020 *thru* 2029

City of Ramsey, Minnesota

Project #	19-STR-003
Project Name	2020 Overlay Projects

Department	Street Improvements
Contact	
Type	Improvement
Useful Life	20
Category	Street Improvement
Priority	1-Existing Obligation (High)
Status	Active

Total Cost \$495,120

Description
Overlying of Streets in: Sunfish Square, Sunfish Square 2nd, Windemere Woods, Windemere Woods 2nd, Klemish, Kelmeish and Flores

Justification
These streets are in such condition that they require an overlay to most cost-effectively maintain the pavement.

Expenditures	2020	2021	2022	2023	2024	2025	2026	2027	2028	2029	Total
Improvements Other than Building Cost	495,120										495,120
Total	495,120										495,120

Funding Sources	2020	2021	2022	2023	2024	2025	2026	2027	2028	2029	Total
Special Assessment - Bonded	117,630										117,630
Storm Water Utility Fund	24,600										24,600
Tax Increment Fund #8	200,000										200,000
Road Recon/Overlay Fund	152,890										152,890
Total	495,120										495,120

Capital Improvement Program

2020 *thru* 2029

City of Ramsey, Minnesota

Project #	19-STR-004
Project Name	Reconstruction Streets: 161st Avenue

Department	Street Improvements
Contact	
Type	Improvement
Useful Life	60 Years
Category	Street Improvement
Priority	3-Existing Obligation (Med)
Status	Active

Total Cost \$279,160

Description
Reconstruction of MSA Street 161st Avenue: CR 83 to Variolite Street

Justification
These streets are in poor condition and require reconstruction. The pavement has deteriorated beyond the point where an overlay could be applied.

Expenditures	2020	2021	2022	2023	2024	2025	2026	2027	2028	2029	Total
Improvements Other than Building Cost			279,160								279,160
Total			279,160								279,160

Funding Sources	2020	2021	2022	2023	2024	2025	2026	2027	2028	2029	Total
Special Assessment - Bonded			63,445								63,445
Storm Water Utility Fund			25,378								25,378
GO Bonding (Road Funding)			190,337								190,337
Total			279,160								279,160

Capital Improvement Program

2020 *thru* 2029

City of Ramsey, Minnesota

Project #	19-STR-005
Project Name	Reconstruction Streets: Rambosek Red Oak Est

Department	Street Improvements
Contact	
Type	Improvement
Useful Life	60 Years
Category	Street Improvement
Priority	3-Existing Obligation (Med)
Status	Active

Total Cost \$108,183

Description
Reconstruction of Streets in Rambosek Red Oak Estates: Wolfram Street (N EOP to 160th Lane)

Justification
These streets are in poor condition and require reconstruction. The pavement has deteriorated beyond the point where an overlay could be applied.

Expenditures	2020	2021	2022	2023	2024	2025	2026	2027	2028	2029	Total
Improvements Other than Building Cost			108,183								108,183
Total			108,183								108,183

Funding Sources	2020	2021	2022	2023	2024	2025	2026	2027	2028	2029	Total
Special Assessment - Bonded			24,587								24,587
Storm Water Utility Fund			9,835								9,835
GO Bonding (Road Funding)			73,761								73,761
Total			108,183								108,183

Capital Improvement Program

2020 *thru* 2029

City of Ramsey, Minnesota

Project #	19-STR-006
Project Name	2021 Overlay Projects

Department	Street Improvements
Contact	
Type	Improvement
Useful Life	20
Category	Street Improvement
Priority	1-Existing Obligation (High)
Status	Active

Total Cost \$865,040

Description
Overlying of Streets in: Deerwood, Hunters Ridge, Menkveld's Country Park, Section 11 Unplatted, Riversed West.

Justification
These streets are in such condition that they require an overlay to most cost-effectively maintain the pavement.

Expenditures	2020	2021	2022	2023	2024	2025	2026	2027	2028	2029	Total
Improvements Other than Building Cost		865,040									865,040
Total		865,040									865,040

Funding Sources	2020	2021	2022	2023	2024	2025	2026	2027	2028	2029	Total
Special Assessment - Bonded		203,400									203,400
Storm Water Utility Fund		51,440									51,440
GO Bonding (Road Funding)		610,200									610,200
Total		865,040									865,040

Capital Improvement Program

2020 *thru* 2029

City of Ramsey, Minnesota

Project #	19-STR-007
Project Name	2022 Overlay Projects

Department	Street Improvements
Contact	
Type	Improvement
Useful Life	20
Category	Street Improvement
Priority	3-Existing Obligation (Med)
Status	Active

Total Cost \$580,040

Description
Overlying of Streets in: Regency Pond, Regency Pond 2nd, Regency Pond 3rd, Wildlife Sanctuary 3rd, and Wildwood Acres

Justification
These streets are in such condition that they require an overlay to most cost-effectively maintain the pavement.

Expenditures	2020	2021	2022	2023	2024	2025	2026	2027	2028	2029	Total
Improvements Other than Building Cost			580,040								580,040
Total			580,040								580,040

Funding Sources	2020	2021	2022	2023	2024	2025	2026	2027	2028	2029	Total
Special Assessment - Bonded			131,824								131,824
Storm Water Utility Fund			52,740								52,740
GO Bonding (Road Funding)			395,476								395,476
Total			580,040								580,040

Capital Improvement Program

2020 *thru* 2029

City of Ramsey, Minnesota

Project #	19-STR-008
Project Name	2023 Overlay Projects

Department	Street Improvements
Contact	
Type	Improvement
Useful Life	20
Category	Street Improvement
Priority	3-Existing Obligation (Med)
Status	Active

Total Cost \$889,200

Description
Overlying of Streets in: Section 15 Unplatted, 159th Lane, 160th Lane, 161st Lane, 162nd Avenue, 164th Lane, Azurite Street, Ironstrone Street, Jaspar Street, Kamacite Street, Marble Street, Yitrium Street and Zirconium Street.

Justification
These streets are in such condition that they require an overlay to most cost-effectively maintain the pavement.

Expenditures	2020	2021	2022	2023	2024	2025	2026	2027	2028	2029	Total
Improvements Other than Building Cost				889,200							889,200
Total				889,200							889,200

Funding Sources	2020	2021	2022	2023	2024	2025	2026	2027	2028	2029	Total
Special Assessment - Bonded				210,600							210,600
Storm Water Utility Fund				46,800							46,800
GO Bonding (Road Funding)				631,800							631,800
Total				889,200							889,200

Capital Improvement Program

2020 *thru* 2029

City of Ramsey, Minnesota

Project #	19-STR-009
Project Name	Reconstruction Streets: Woodlawn Estates

Department	Street Improvements
Contact	
Type	Improvement
Useful Life	60 Years
Category	Street Improvement
Priority	3-Existing Obligation (Med)
Status	Active

Total Cost \$734,800

Description
Reconstruction of Streets in: Woodlawn Estates, 163rd Avenue, 164th Avenue, 164th Circle, 164th Lane, Ferret Street, Kangaroo Circle, Kangaroo Street, Marmoset Street and Okapi Street

Justification
These streets are in poor condition and require reconstruction. The pavement has deteriorated beyond the point where an overlay could be applied.

Expenditures	2020	2021	2022	2023	2024	2025	2026	2027	2028	2029	Total
Improvements Other than Building Cost					734,800						734,800
Total					734,800						734,800

Funding Sources	2020	2021	2022	2023	2024	2025	2026	2027	2028	2029	Total
Special Assessment - Bonded					181,500						181,500
Storm Water Utility Fund					8,800						8,800
GO Bonding (Road Funding)					544,500						544,500
Total					734,800						734,800

Capital Improvement Program

2020 *thru* 2029

City of Ramsey, Minnesota

Project #	19-STR-010
Project Name	Reconstruction Streets: Alicia

Department	Street Improvements
Contact	
Type	Improvement
Useful Life	60 Years
Category	Street Improvement
Priority	3-Existing Obligation (Med)
Status	Active

Total Cost \$277,376

Description
Reconstruction of Streets in Alicia: 171st Avenue, Rabbit Street and Yolite Street.

Justification
These streets are in poor condition and require reconstruction. The pavement has deteriorated beyond the point where an overlay could be applied.

Expenditures	2020	2021	2022	2023	2024	2025	2026	2027	2028	2029	Total
Improvements Other than Building Cost					277,376						277,376
Total					277,376						277,376

Funding Sources	2020	2021	2022	2023	2024	2025	2026	2027	2028	2029	Total
Special Assessment - Bonded					63,040						63,040
Storm Water Utility Fund					25,216						25,216
GO Bonding (Road Funding)					189,120						189,120
Total					277,376						277,376

Capital Improvement Program

2020 *thru* 2029

City of Ramsey, Minnesota

Project #	19-STR-011
Project Name	Reconstruction Streets: Carol-Rose Acres

Department	Street Improvements
Contact	
Type	Improvement
Useful Life	60 Years
Category	Street Improvement
Priority	3-Existing Obligation (Med)
Status	Active

Total Cost \$353,939

Description
Reconstruction of Streets in Carol-Rose Acres: 163rd Lane, 164th Avenue, 164th Lane, and Yolite Street.

Justification
These streets are in poor condition and require reconstruction. The pavement has deteriorated beyond the point where an overlay could be applied.

Expenditures	2020	2021	2022	2023	2024	2025	2026	2027	2028	2029	Total
Improvements Other than Building Cost					353,939						353,939
Total					353,939						353,939

Funding Sources	2020	2021	2022	2023	2024	2025	2026	2027	2028	2029	Total
Special Assessment - Bonded					80,441						80,441
Storm Water Utility Fund					32,176						32,176
GO Bonding (Road Funding)					241,322						241,322
Total					353,939						353,939

Capital Improvement Program

2020 *thru* 2029

City of Ramsey, Minnesota

Project #	19-STR-012
Project Name	Reconstruction Streets: Sunfish Lake Blvd

Department	Street Improvements
Contact	
Type	Improvement
Useful Life	60 Years
Category	Street Improvement
Priority	3-Existing Obligation (Med)
Status	Active

Total Cost \$54,909

Description
Reconstruction of MSA Street Sunfish Lake Boulevard from Riverdale Drive to TH 10.

Justification
These streets are in poor condition and require reconstruction. The pavement has deteriorated beyond the point where an overlay could be applied.

Expenditures	2020	2021	2022	2023	2024	2025	2026	2027	2028	2029	Total
Improvements Other than Building Cost						54,909					54,909
Total						54,909					54,909

Funding Sources	2020	2021	2022	2023	2024	2025	2026	2027	2028	2029	Total
Special Assessment - Bonded						12,479					12,479
Storm Water Utility Fund						4,992					4,992
GO Bonding (Road Funding)						37,438					37,438
Total						54,909					54,909

Capital Improvement Program

2020 *thru* 2029

City of Ramsey, Minnesota

Project #	19-STR-013
Project Name	Reconstruction Streets: Flintwood Hills

Department	Street Improvements
Contact	
Type	Improvement
Useful Life	60 Years
Category	Street Improvement
Priority	3-Existing Obligation (Med)
Status	Active

Total Cost \$423,300

Description
Reconstruction of streets in Flintwood Hills: 141st Avenue, 142nd Avenue, 142nd Circle, 142nd Lane, 143rd Avenue, Argon Street, Barium Street and Cobalt Street.

Justification
These streets are in poor condition and require reconstruction. The pavement has deteriorated beyond the point where an overlay could be applied.

Expenditures	2020	2021	2022	2023	2024	2025	2026	2027	2028	2029	Total
Improvements Other than Building Cost						423,300					423,300
Total						423,300					423,300

Funding Sources	2020	2021	2022	2023	2024	2025	2026	2027	2028	2029	Total
Special Assessment - Bonded						103,750					103,750
Storm Water Utility Fund						8,300					8,300
GO Bonding (Road Funding)						311,250					311,250
Total						423,300					423,300

Capital Improvement Program

2020 *thru* 2029

City of Ramsey, Minnesota

Project #	19-STR-014
Project Name	Reconstruction Streets: Northfork Lake

Department	Street Improvements
Contact	
Type	Improvement
Useful Life	60 Years
Category	Street Improvement
Priority	3-Existing Obligation (Med)
Status	Active

Total Cost \$158,100

Description
Reconstruction of streets in Northfork Lake: Inverness Circle, Inverness Lane and Murifield Circle

Justification
These streets are in poor condition and require reconstruction. The pavement has deteriorated beyond the point where an overlay could be applied.

Expenditures	2020	2021	2022	2023	2024	2025	2026	2027	2028	2029	Total
Improvements Other than Building Cost							158,100				158,100
Total							158,100				158,100

Funding Sources	2020	2021	2022	2023	2024	2025	2026	2027	2028	2029	Total
Special Assessment - Bonded							38,750				38,750
Storm Water Utility Fund							3,100				3,100
GO Bonding (Road Funding)							116,250				116,250
Total							158,100				158,100

Capital Improvement Program

2020 *thru* 2029

City of Ramsey, Minnesota

Project #	19-STR-015
Project Name	Reconstruction Streets: Ford Brook Est 3rd

Department	Street Improvements
Contact	
Type	Improvement
Useful Life	60 Years
Category	Street Improvement
Priority	3-Existing Obligation (Med)
Status	Active

Total Cost \$390,225

Description
Reconstruction of streets in Ford Brook Estates 3rd: 180th Avenue and Barium Street

Justification
These streets are in poor condition and require reconstruction. The pavement has deteriorated beyond the point where an overlay could be applied.

Expenditures	2020	2021	2022	2023	2024	2025	2026	2027	2028	2029	Total
Improvements Other than Building Cost								390,225			390,225
Total								390,225			390,225

Funding Sources	2020	2021	2022	2023	2024	2025	2026	2027	2028	2029	Total
Special Assessment - Bonded								88,687			88,687
Storm Water Utility Fund								35,475			35,475
GO Bonding (Road Funding)								266,063			266,063
Total								390,225			390,225

Capital Improvement Program

2020 *thru* 2029

City of Ramsey, Minnesota

Project #	19-STR-016
Project Name	Reconstruction Streets: Windsorwood

Department	Street Improvements
Contact	
Type	Improvement
Useful Life	60 Years
Category	Street Improvement
Priority	3-Existing Obligation (Med)
Status	Active

Total Cost \$341,000

Description
Reconstruction of streets in Windsorwood: 178th Avenue, 178th Circle and Vicuna Street

Justification
These streets are in poor condition and require reconstruction. The pavement has deteriorated beyond the point where an overlay could be applied.

Expenditures	2020	2021	2022	2023	2024	2025	2026	2027	2028	2029	Total
Improvements Other than Building Cost								341,000			341,000
Total								341,000			341,000

Funding Sources	2020	2021	2022	2023	2024	2025	2026	2027	2028	2029	Total
Special Assessment - Bonded								77,500			77,500
Storm Water Utility Fund								31,000			31,000
GO Bonding (Road Funding)								232,500			232,500
Total								341,000			341,000

Capital Improvement Program

2020 *thru* 2029

City of Ramsey, Minnesota

Project #	19-STR-017
Project Name	Reconstruction Streets: Countryside Estates

Department	Street Improvements
Contact	
Type	Improvement
Useful Life	60 Years
Category	Street Improvement
Priority	3-Existing Obligation (Med)
Status	Active

Total Cost \$1,745,387

Description
Reconstruction of streets in Countryside Estates: 175th Lane, 176th Avenue, 176th Lane, Marmoset Street, Okapi Street, Rabbit Street, Unicorn Street, Vicuna Street, Wolverive Street and Xerus Street.

Justification
These streets are in poor condition and require reconstruction. The pavement has deteriorated beyond the point where an overlay could be applied.

Expenditures	2020	2021	2022	2023	2024	2025	2026	2027	2028	2029	Total
Improvements Other than Building Cost									1,745,387		1,745,387
Total									1,745,387		1,745,387

Funding Sources	2020	2021	2022	2023	2024	2025	2026	2027	2028	2029	Total
Special Assessment - Bonded									396,679		396,679
Storm Water Utility Fund									158,672		158,672
GO Bonding (Road Funding)									1,190,036		1,190,036
Total									1,745,387		1,745,387

Capital Improvement Program

2020 *thru* 2029

City of Ramsey, Minnesota

Project #	19-STR-018
Project Name	Reconstruction Streets: Waco Street

Department	Street Improvements
Contact	
Type	Improvement
Useful Life	60 Years
Category	Street Improvement
Priority	3-Existing Obligation (Med)
Status	Active

Total Cost \$117,975

Description
Reconstruction of MSA Waco Street from Sunwood Drive to 150th Avenue

Justification
These streets are in poor condition and require reconstruction. The pavement has deteriorated beyond the point where an overlay could be applied.

Expenditures	2020	2021	2022	2023	2024	2025	2026	2027	2028	2029	Total
Improvements Other than Building Cost									117,975		117,975
Total	<hr/>									117,975	117,975

Funding Sources	2020	2021	2022	2023	2024	2025	2026	2027	2028	2029	Total
Special Assessment - Bonded									80,438		80,438
Storm Water Utility Fund									10,725		10,725
GO Bonding (Road Funding)									26,812		26,812
Total	<hr/>									117,975	117,975

Capital Improvement Program

2020 *thru* 2029

City of Ramsey, Minnesota

Project #	19-STR-019
Project Name	2028 Overlay Projects

Department	Street Improvements
Contact	
Type	Improvement
Useful Life	20 Years
Category	Street Improvement
Priority	3-Existing Obligation (Med)
Status	Active

Total Cost \$416,100

Description
Overlying of streets in: Rivenwick, Rivenwick 2nd, and 167th Avenue from CSAH 5 to TH47.

Justification
These streets are in such condition that they require an overlay to most cost-effectively maintain the pavement.

Expenditures	2020	2021	2022	2023	2024	2025	2026	2027	2028	2029	Total
Improvements Other than Building Cost									416,100		416,100
Total									416,100		416,100

Funding Sources	2020	2021	2022	2023	2024	2025	2026	2027	2028	2029	Total
Special Assessment - Bonded									98,550		98,550
Storm Water Utility Fund									21,900		21,900
GO Bonding (Road Funding)									295,650		295,650
Total									416,100		416,100

Capital Improvement Program

2020 *thru* 2029

City of Ramsey, Minnesota

Project #	20-STR-001
Project Name	Reconstruction Streets: High Point

Department	Street Improvements
Contact	
Type	Improvement
Useful Life	60 Years
Category	Street Improvement
Priority	3-Existing Obligation (Med)
Status	Active

Total Cost \$651,000

Description
Reconstruction of streets in High Point, 155th Avenue, 156th Ave0nue, 157th Avenue, Basalt Street, Coquina Street, Dolomtie Street, Zirconium Street. 1.18 miles total

Justification
Each paved street within the City is scheduled to receive preventative maintenance on a regularly scheduled basis including reconstruction at the end of its useful life, which is estimate to be 60 years based on the City's predominant sand subgrades.

Expenditures	2020	2021	2022	2023	2024	2025	2026	2027	2028	2029	Total
Improvements Other than Building Cost										651,000	651,000
Total										651,000	651,000

Funding Sources	2020	2021	2022	2023	2024	2025	2026	2027	2028	2029	Total
Special Assessment - Bonded										151,688	151,688
Storm Water Utility Fund										44,250	44,250
GO Bonding (Road Funding)										455,062	455,062
Total										651,000	651,000

Capital Improvement Program

2020 *thru* 2029

City of Ramsey, Minnesota

Project #	20-STR-002
Project Name	Reconstruction Streets: Xkimo Street & Waco St

Department	Street Improvements
Contact	
Type	Improvement
Useful Life	60 Years
Category	Street Improvement
Priority	3-Existing Obligation (Med)
Status	Active

Total Cost \$234,000

Description
Reconstruction of MSA Streets: Xkimo Street (142nd Avenue to TH 47) and Waco Street (Th 47 to Xkimo Court). 0.42 Total Miles

Justification
Each paved street within the City is scheduled to receive preventative maintenance on a regularly scheduled basis including reconstruction at the end of its useful life, which is estimate to be 60 years based on the City's predominant sand subgrade

Expenditures	2020	2021	2022	2023	2024	2025	2026	2027	2028	2029	Total
Improvements Other than Building Cost										234,000	234,000
Total										234,000	234,000

Funding Sources	2020	2021	2022	2023	2024	2025	2026	2027	2028	2029	Total
MSA										213,000	213,000
Storm Water Utility Fund										21,000	21,000
Total										234,000	234,000

Capital Improvement Program

2020 *thru* 2029

City of Ramsey, Minnesota

Project #	20-STR-003
Project Name	Reconstruction Streets: Riverwood Hills Plat 1

Department	Street Improvements
Contact	
Type	Improvement
Useful Life	60 Years
Category	Street Improvement
Priority	3-Existing Obligation (Med)
Status	Active

Total Cost \$684,000

Description
Reconstruction of streets in Riverwood Hills Plat 1: 177th Avenue, 177th Lane, Argon Street, Cobalt Street, Erkium Street and Fluorine Street. 1.24 miles total

Justification
Each paved street within the City is scheduled to receive preventative maintenance on a regularly scheduled basis including reconstruction at the end of its useful life, which is estimate to be 60 years based on the City's predominant sand subgrade

Expenditures	2020	2021	2022	2023	2024	2025	2026	2027	2028	2029	Total
Improvements Other than Building Cost										684,000	684,000
Total										684,000	684,000

Funding Sources	2020	2021	2022	2023	2024	2025	2026	2027	2028	2029	Total
Special Assessment - Bonded										159,375	159,375
Storm Water Utility Fund										46,500	46,500
GO Bonding (Road Funding)										478,125	478,125
Total										684,000	684,000

Capital Improvement Program

2020 *thru* 2029

City of Ramsey, Minnesota

Project #	20-STR-004
Project Name	2029 Overlay Projects

Department Street Improvements
Contact
Type Improvement
Useful Life 20 Years
Category Street Improvement
Priority 3-Existing Obligation (Med)
Status Active

Total Cost \$516,384

Description
Bituminous street overlay - Beadry 2nd Addition, Reilley Estates 1st, 2nd & 3rd additions, Forest Hideaway & MSA Alpine Drive (Cobalt Street and Waco Street)

Justification
Overlying streets provides additional pavement life. These streets were selected based on paser rating and time since last pavement maintenance treatment.

Expenditures	2020	2021	2022	2023	2024	2025	2026	2027	2028	2029	Total
Improvements Other than Building Cost										516,384	516,384
Total										516,384	516,384

Funding Sources	2020	2021	2022	2023	2024	2025	2026	2027	2028	2029	Total
MSA										83,160	83,160
Special Assessment - Bonded										98,460	98,460
Storm Water Utility Fund										39,384	39,384
GO Bonding (Road Funding)										295,380	295,380
Total										516,384	516,384

Capital Improvement Program

2020 *thru* 2029

City of Ramsey, Minnesota

Project #	19-STLT-001
Project Name	Bunker Lake Blvd & Puma Street Lights

Department	Street Light Utility
Contact	
Type	Improvement
Useful Life	20
Category	Street Light Utility Improvement
Priority	2-New Addition (High)
Status	Active

Description	Total Cost \$100,000
Construct minimal street lighting improvements along reconstructed segments of Bunker Lake Boulevard and Puma Street.	

Justification
The new sections of Bunker Lake Boulevard and Puma Street serve Riverstone development residents and the West Business Park. Street lighting improvements will increase safety for the traveling public.

Expenditures	2020	2021	2022	2023	2024	2025	2026	2027	2028	2029	Total
Improvements Other than Building Cost		100,000									100,000
Total		100,000									100,000

Funding Sources	2020	2021	2022	2023	2024	2025	2026	2027	2028	2029	Total
Street Light Utility Fund		100,000									100,000
Total		100,000									100,000

Capital Improvement Program

2020 *thru* 2029

City of Ramsey, Minnesota

Project #	19-STLT-002
Project Name	Riverdale Drive Street Lights

Department	Street Light Utility
Contact	
Type	Improvement
Useful Life	20
Category	Street Light Utility Improvement
Priority	2-New Addition (High)
Status	Active

Description

Total Cost \$85,000

Construct minimal street lighting improvements along the segment of Riverdal Drive between Ramsey Boulevard & Traprock Street and along the segment of Riverdale Drive between old Armstrong Boulevard and the new Highway 10 interchange.

Justification

The new section of Riverdale Drive between Ramsey Boulevard and Traprock Street Serve as a frontage road to Highway 10. Street lighting improvements will increase safety for the traveling public.

Expenditures	2020	2021	2022	2023	2024	2025	2026	2027	2028	2029	Total
Improvements Other than Building Cost	85,000										85,000
Total	85,000										85,000

Funding Sources	2020	2021	2022	2023	2024	2025	2026	2027	2028	2029	Total
Street Light Utility Fund	85,000										85,000
Total	85,000										85,000

Capital Improvement Program

2020 *thru* 2029

City of Ramsey, Minnesota

Project #	04-WTR-005
Project Name	Complete Pump House 3

Department Water Utility
Contact Unassigned
Type Improvement
Useful Life 50 Years
Category Water Utility Improvement
Priority 1-Existing Obligation (High)
Status Active

Total Cost \$240,000

Description

This project would add stone and other treatments to the exterior of the unfinished pumphouse to reflect the civic architecture in The COR, to include public buildings, landscaping, as well as, streetscaping.

Additionally, detailed planning in 2019 identified the value in adding to this highly visible public site - a restroom and a plaza/seating area along Center Street. The project will also consider photovoltaic panels to screen some of the industrial looking roofline and shade for the seating area. This power can be available for some the of the public irrigation systems - ex: the pumphouse.

Justification

The purpose and outcome would be to complete the building that has been in an unfinished state for more than a decade. The improvements coincide with the tens of millions of dollwars in adjoining private investments in Ramsey's Downtown District.

Expenditures	2020	2021	2022	2023	2024	2025	2026	2027	2028	2029	Total
Improvements Other than Building Cost	240,000										240,000
Total	240,000										240,000

Funding Sources	2020	2021	2022	2023	2024	2025	2026	2027	2028	2029	Total
Grants/Outside Sources	30,000										30,000
Water Utility Fund	210,000										210,000
Total	240,000										240,000

Capital Improvement Program

2020 *thru* 2029

City of Ramsey, Minnesota

Project #	04-WTR-017
Project Name	Water Treatment Facility

Department	Water Utility
Contact	
Type	Buildings
Useful Life	50 Years
Category	Water Utility Improvement
Priority	5-Opportunity/Unfunded/Placeholder
Status	Active

Total Cost \$24,000,000

Description
This project anticipates the construction of a 10 MGD ground water treatment plant.

Justification
Int the 2012 Bolton & Menk Comprehensive Water System Study a surface water treatment facility was identified as a means of centrally treating the municipal water supply. This was intended to treat raw water from the Mississippi River. After discussions with regulatory agencies, it was determined that there was the potential to provide more water to the system through the addition of wells. In the 2017 report the treatment facility was removed.
A new groundwater treatment facility was added to the 2017 report to provide greater water quality that exists from the untreated well water currently used in the City. The construction of the facility will depend on several factors, including changing regulatory requirements, needs of business and industrial users, and acceptability of the water by residents of the community. The water treatment facility is being depicted as being constructed in 2027 and 2028. The actual timing of the construction of the facility is undetermined at this time.

Expenditures	2020	2021	2022	2023	2024	2025	2026	2027	2028	2029	Total
Building Cost/Construction								12,000,000	12,000,000		24,000,000
Total								12,000,000	12,000,000		24,000,000

Funding Sources	2020	2021	2022	2023	2024	2025	2026	2027	2028	2029	Total
Water Utility Fund								12,000,000	12,000,000		24,000,000
Total								12,000,000	12,000,000		24,000,000

Capital Improvement Program

2020 *thru* 2029

City of Ramsey, Minnesota

Project #	11-WTR-003
Project Name	Fire Station #1 Extension of Water

Department Water Utility
Contact
Type Improvement
Useful Life 50 Years
Category Water Utility Improvement
Priority 2-New Addition (High)
Status Active

Total Cost \$55,000

Description
Extend municipal water from parking lot into Fire Station #1 building. Related Project 12-SEW-002 \$60,000 Total Project Cost \$115,000

Justification
Treated water is currently at the west end of parking lot on the property. This extension would allow for the installation of a sprinkler system within the building while also improving water quality inside of the building. The current well would be used for irrigation on the site. Trunk charges are waived for public buildings.

Expenditures	2020	2021	2022	2023	2024	2025	2026	2027	2028	2029	Total
Improvements Other than Building Cost				55,000							55,000
Total				55,000							55,000

Funding Sources	2020	2021	2022	2023	2024	2025	2026	2027	2028	2029	Total
Water Utility Fund				55,000							55,000
Total				55,000							55,000

Capital Improvement Program

2020 *thru* 2029

City of Ramsey, Minnesota

Project #	14-WTR-001
Project Name	Refurbish Water Tower #2

Department Water Utility
Contact Unassigned
Type Improvement
Useful Life 15
Category Water Utility Improvement
Priority 1-Existing Obligation (High)
Status Active

Total Cost \$1,300,000

Description
Interior and exterior coatings at water tower #2.

Justification
Ongoing maintenance of interior and exterior coatings on 1.5mg water tower to include inspections. Project will be scheduled after full inspection of tower.

Expenditures	2020	2021	2022	2023	2024	2025	2026	2027	2028	2029	Total
Improvements Other than Building Cost	1,300,000										1,300,000
Total	1,300,000										1,300,000

Funding Sources	2020	2021	2022	2023	2024	2025	2026	2027	2028	2029	Total
Water Utility Fund	1,300,000										1,300,000
Total	1,300,000										1,300,000

Capital Improvement Program

2020 *thru* 2029

City of Ramsey, Minnesota

Project #	14-WTR-002
Project Name	Refurbish Water Tower #1

Department	Water Utility
Contact	Unassigned
Type	Improvement
Useful Life	15
Category	Water Utility Improvement
Priority	1-Existing Obligation (High)
Status	Active

Total Cost \$700,000

Description
Interior and exterior coatings at water tower #1.

Justification
Ongoing maintenance of interior and exterior coatings on 0.5mg water tower to include inspections. Project will be scheduled after full inspection of tower.

Expenditures	2020	2021	2022	2023	2024	2025	2026	2027	2028	2029	Total
Improvements Other than Building Cost		700,000									700,000
Total		700,000									700,000

Funding Sources	2020	2021	2022	2023	2024	2025	2026	2027	2028	2029	Total
Water Utility Fund		700,000									700,000
Total		700,000									700,000

Capital Improvement Program

2020 *thru* 2029

City of Ramsey, Minnesota

Project #	16-WTR-002
Project Name	Construct Well #9 and Pumphouse #5

Department	Water Utility
Contact	
Type	Improvement
Useful Life	50 Years
Category	Water Utility Improvement
Priority	5-Opportunity/Unfunded/Placeholder
Status	Active

Total Cost \$1,775,000

Description


Construct new municipal groundwater supply well with supporting pumphouse and chemical feed system to sequester pollutants, including iron and manganese, and to add chlorine and fluoride. A study will be conducted in 2020 to determine a desirable site - \$75,000 est.

Justification

This project will provide a ninth municipal groundwater well with pumphouse and chemical feed system to treat the groundwater before supplying for public consumption. This project was added in lieu of the previously proposed surface water supply treatment facility which was removed due to excessively large project costs and a general lack of regional support for funding the proposed surfacewater treatment facility. As the City of Ramsey continues to grow, additional wells or a surface water supply facility will be needed. The city will continue studying options.

Expenditures	2020	2021	2022	2023	2024	2025	2026	2027	2028	2029	Total
Improvements Other than Building Cost	75,000			1,700,000							1,775,000
Total	75,000			1,700,000							1,775,000

Funding Sources	2020	2021	2022	2023	2024	2025	2026	2027	2028	2029	Total
Water Utility Fund	75,000			1,700,000							1,775,000
Total	75,000			1,700,000							1,775,000



THIS PAGE INTENTIONALLY BLANK



CASH FLOW PROJECTIONS



Business Revolving Loan Fund

	<u>Actual 2018</u>	<u>Projected 2019</u>	<u>Projected 2020</u>	<u>Projected 2021</u>	<u>Projected 2022</u>	<u>Projected 2023</u>	<u>Projected 2024</u>	<u>Projected 2025</u>	<u>Projected 2026</u>	<u>Projected 2027</u>	<u>Projected 2028</u>	<u>Projected 2029</u>
IND BALANCE, Beginning of Year	316,195	233,521	245,311	257,278	269,424	281,752	294,266	306,967	319,858	332,943	346,224	359,704
:VENUES:												
StoneBrook- Prn		5,360	5,523	5,691	5,864	6,042	6,225	6,413	6,606	6,804	7,007	7,019
StoneBrook- Int		2,927	2,764	2,596	2,423	2,245	2,062	1,874	1,681	1,483	1,280	1,268
Kuro Fitness Prn	11,502											
Kuro Fitness Int	284											
Interest Earnings	5,540	3,503	3,680	3,859	4,041	4,226	4,414	4,604	4,798	4,994	5,193	5,396
Total Revenues	17,326	11,790	11,967	12,146	12,328	12,513	12,701	12,891	13,085	13,281	13,480	13,683
:PENDITURES:												
Loan to Stone Brook Academy (2018-2	100,000											
Total Expenditures	100,000	-	-	-	-	-	-	-	-	-	-	-
Increase (Decrease) in Cash	(82,674)	11,790	11,967	12,146	12,328	12,513	12,701	12,891	13,085	13,281	13,480	13,683
IND BALANCE, End of Year	233,521	245,311	257,278	269,424	281,752	294,266	306,967	319,858	332,943	346,224	359,704	373,387

CAPITAL MAINTENANCE FUND - 810

	<u>Actual 2018</u>	<u>Projected 2019</u>	<u>Projected 2020</u>	<u>Projected 2021</u>	<u>Projected 2022</u>	<u>Projected 2023</u>	<u>Projected 2024</u>	<u>Projected 2025</u>	<u>Projected 2026</u>	<u>Projected 2027</u>	<u>Projected 2028</u>	<u>Projected 2029</u>
FUND BALANCE, Beginning of Year	633,932	835,110	823,461	796,696	803,646	830,701	858,161	886,034	929,324	973,264	1,017,863	1,063,131
REVENUES:												
Excess Revenue Transfer (Year End)	193,150	30,000	30,000	30,000	30,000	30,000	30,000	30,000	30,000	30,000	30,000	30,000
Interest Earnings	10,899	8,351	8,235	11,950	12,055	12,461	12,872	13,291	13,940	14,599	15,268	15,947
Total Revenues	204,049	38,351	38,235	41,950	42,055	42,461	42,872	43,291	43,940	44,599	45,268	45,947
EXPENDITURES:												
Resurface/Repair tennis courts	2,871											
Repair/Replace City Hall Exterior Lighting			40,000									
City Hall Landscaping				15,000								
Reseal Police Department Floor				5,000								
Repair/Replace Flat Roof Areas at City Hall				15,000								
Replace City Hall Carpeting					15,000							
Replace bad caulking City Hall						15,000						
Replace Bad Counter tops city hall							15,000					
Sprinker Fire Station #1			25,000									
Park Trail Patching		50,000										
Park Maint												
Total Expenditures	2,871	50,000	65,000	35,000	15,000	15,000	15,000	-	-	-	-	-
Increase (Decrease) in Cash	201,178	(11,649)	(26,765)	6,950	27,055	27,461	27,872	43,291	43,940	44,599	45,268	45,947
CASH/FUND BALANCE, End of Year	835,110	823,461	796,696	803,646	830,701	858,161	886,034	929,324	973,264	1,017,863	1,063,131	1,109,078

EQUIPMENT REVOLVING FUND #234

	<u>Actual 2018</u>	<u>Projected 2019</u>	<u>Projected 2020</u>	<u>Projected 2021</u>	<u>Projected 2022</u>	<u>Projected 2023</u>	<u>Projected 2024</u>	<u>Projected 2025</u>	<u>Projected 2026</u>	<u>Projected 2027</u>	<u>Projected 2028</u>	<u>Projected 2029</u>
FUND BALANCE, Beginning of Year	1,600,599	1,071,963	488,170	101,934	(5,528)	69,362	145,749	223,664	303,137	384,200	466,884	140,222
REVENUES:												
Transfers from General Fund:												
Excess Revenue	193,150	75,000	75,000	75,000	75,000	75,000	75,000	75,000	75,000	75,000	75,000	75,000
1st year of 3 year funding for radio system (transfer from General Fund)												
QCTV Funds	20,000	20,000										
Interest Earnings	27,380	21,439	9,763	2,039	(111)	1,387	2,915	4,473	6,063	7,684	9,338	2,804
Total Revenues	<u>240,530</u>	<u>116,439</u>	<u>84,763</u>	<u>77,039</u>	<u>74,889</u>	<u>76,387</u>	<u>77,915</u>	<u>79,473</u>	<u>81,063</u>	<u>82,684</u>	<u>84,338</u>	<u>77,804</u>
EXPENDITURES:												
Capital Outlay:												
General Government	676,362	680,232	471,000	184,500							411,000	411,000
Improvements with qctv funds 3 year funding for radio system	72,804											
Total Expenditures	<u>749,166</u>	<u>680,232</u>	<u>471,000</u>	<u>184,500</u>	<u>-</u>	<u>-</u>	<u>-</u>	<u>-</u>	<u>-</u>	<u>-</u>	<u>411,000</u>	<u>411,000</u>
Increase (Decrease) in Cash	(508,636)	(563,792)	(386,237)	(107,461)	74,889	76,387	77,915	79,473	81,063	82,684	(326,662)	(333,196)
Reserved for QCTV Funding Purchase	19,597	39,597										
FUND BALANCE, End of Year	1,071,963	488,170	101,934	(5,528)	69,362	145,749	223,664	303,137	384,200	466,884	140,222	(192,974)

FACILITY FUND #412

	<u>Actual 2018</u>	<u>Projected 2019</u>	<u>Projected 2020</u>	<u>Projected 2021</u>	<u>Projected 2022</u>	<u>Projected 2023</u>	<u>Projected 2024</u>	<u>Projected 2025</u>	<u>Projected 2026</u>	<u>Projected 2027</u>	<u>Projected 2028</u>	<u>Projected 2029</u>
FUND BALANCE, Beginning of Year	1,409,462	1,502,988	1,591,848	1,037,767	683,333	703,583	719,137	759,924	801,323	843,343	885,993	929,283
REVENUES:												
Excess Revenue Transfer (Year End	64,383	30,000	30,000	30,000	30,000	30,000	30,000	30,000	30,000	30,000	30,000	30,000
Municipal Center Land Sale		169,760										
Interest Earnings	29,143	15,030	15,918	15,567	10,250	10,554	10,787	11,399	12,020	12,650	13,290	13,939
Total Revenues	93,526	214,790	45,918	45,567	40,250	40,554	40,787	41,399	42,020	42,650	43,290	43,939
EXPENDITURES:												
PW Campus		1,430	600,000	400,000								
Fire Station #1 Storage Building					20,000							
City Signs-Cor & ramsey Blvd		124,500										
Old Muni Center Demo												
Sprinker Fire Station #1						25,000						
Total Expenditures	-	125,930	600,000	400,000	20,000	25,000	-	-	-	-	-	-
Increase (Decrease) in Cash	93,526	88,860	(554,082)	(354,433)	20,250	15,554	40,787	41,399	42,020	42,650	43,290	43,939
CASH/FUND BALANCE, End of Year	1,502,988	1,591,848	1,037,767	683,333	703,583	719,137	759,924	801,323	843,343	885,993	929,283	973,222

FLEET VEHICLE FUND - 0297

	<u>Actual 2018</u>	<u>Projected 2019</u>	<u>Projected 2020</u>	<u>Projected 2021</u>	<u>Projected 2022</u>	<u>Projected 2023</u>	<u>Projected 2024</u>	<u>Projected 2025</u>	<u>Projected 2026</u>	<u>Projected 2027</u>	<u>Projected 2028</u>	<u>Projected 2029</u>
FUND BALANCE, Beginning of Year	85,293	160,340	81,769	81,769	81,769	81,769	81,769	81,769	39,769	39,769	39,769	39,769
REVENUES:												
Sale of Vehicles-Auction	75,047	8,429										
Total Revenues	75,047	8,429	-	-	-	-	-	-	-	-	-	-
EXPENDITURES:												
2000 Holder Utility Tractor-From City of Andover												
Police Chief Car Replacement												
Replace 2005 Ford Taurus #403		29,000										
Replace 2006 Ford Taurus #404		29,000										
Replace 2006 Ford Taurus #405		29,000										
Replace 2013 Bldg Maint Pickup #410								42,000				
Total Expenditures	-	87,000	-	-	-	-	-	42,000	-	-	-	-
Increase (Decrease) in Cash	75,047	(78,571)	-	-	-	-	-	(42,000)	-	-	-	-
CASH/FUND BALANCE, End of Year	160,340	81,769	81,769	81,769	81,769	81,769	81,769	39,769	39,769	39,769	39,769	39,769

Landfill Trust Fund #803

Cash Balance	Actual 2018	Projected 2019	Projected 2020	Projected 2021	Projected 2022	Projected 2023	Projected 2024	Projected 2025	Projected 2026	Projected 2027	Projected 2028	Projected 2029						
Beginning Balance	2,090,585	2,126,692	2,120,592	2,114,401	146,117	148,309	150,533	152,791	155,083	157,409	159,771	162,167						
Interest Earnings	36,106	31,900	31,809	31,716	2,192	2,225	2,258	2,292	2,326	2,361	2,397	2,433						
Total Revenues	36,106	31,900	31,809	31,716	2,192	2,225	2,258	2,292	2,326	2,361	2,397	2,433						
Public Works Campus				(2,000,000)														
Dog Park Shelter-Alpine Park			(38,000)															
Total Expenditures	-	(38,000)	(38,000)	(2,000,000)	-	-	-	-	-	-	-	-						
Increase (decrease) in cash	36,106	(6,100)	(6,191)	(1,968,284)	2,192	2,225	2,258	2,292	2,326	2,361	2,397	2,433						
FUND BALANCE, End of Year	2,126,692	-	2,120,592	-	2,114,401	-	146,117	-	148,309	-	152,791	-	155,083	-	157,409	159,771	162,167	164,600

LANDFILL TRUST FUND:

Landfill Sale in 1984 was for \$1,580,770

LAWFUL GAMBLING FUND #270

	<u>Actual 2018</u>	<u>Projected 2019</u>	<u>Projected 2020</u>	<u>Projected 2021</u>	<u>Projected 2022</u>	<u>Projected 2023</u>	<u>Projected 2024</u>	<u>Projected 2025</u>	<u>Projected 2026</u>	<u>Projected 2027</u>	<u>Projected 2028</u>	<u>Projected 2029</u>
FUND BALANCE, Beginning of Yr	185,086	245,433	295,388	283,819	322,076	360,907	400,321	440,325	330,930	369,894	409,443	449,584
REVENUES:												
Required Contributions:												
Anoka Area Ice Arena Assc	16,298	6,000	6,000	6,000	6,000	6,000	6,000	6,000	6,000	6,000	6,000	6,000
ARAA	115	2,500										
Climb Theatre	17,441	18,000	13,000	13,000	13,000	13,000	13,000	13,000	13,000	13,000	13,000	13,000
Ramsey Lions Club	48,072	41,000	35,000	35,000	35,000	35,000	35,000	35,000	35,000	35,000	35,000	35,000
Interest Earnings	3,585	2,454	4,431	4,257	4,831	5,414	6,005	6,605	4,964	5,548	6,142	-
Total Revenues	85,511	69,954	58,431	58,257	58,831	59,414	60,005	60,605	58,964	59,548	60,142	54,000
EXPENDITURES:												
Park Improvement Program												
Ford Brook Playground Equipment			50,000									
Field Lighting Central Park								150,000				
Monarch observatory	4,663											
Youth First	15,000	15,000	15,000	15,000	15,000	15,000	15,000	15,000	15,000	15,000	15,000	15,000
Girl Scout Troop	500											
Juvenile Diversion	5,000	5,000	5,000	5,000	5,000	5,000	5,000	5,000	5,000	5,000	5,000	5,000
Total Expenditures	25,163	20,000	70,000	20,000	20,000	20,000	20,000	170,000	20,000	20,000	20,000	20,000
Increase (Decrease) in Cash	60,348	49,954	(11,569)	38,257	38,831	39,414	40,005	(109,395)	38,964	39,548	40,142	34,000
FUND BALANCE, End of Year	245,433	295,388	283,819	322,076	360,907	400,321	440,325	330,930	369,894	409,443	449,584	483,584

MSA Fund												
	Actual 2018	Projected 2019	Projected 2020	Projected 2021	Projected 2022	Projected 2023	Projected 2024	Projected 2025	Projected 2026	Projected 2027	Projected 2028	Projected 2029
Beginning Balance	2,260,515	3,422,490	4,209,600	842,766	963,620	1,966,333	3,301,655	4,679,644	6,101,311	7,567,693	7,567,693	9,079,846
Revenues												
Current Year Allocation (Held at State)	1,354,299	1,354,042	1,381,123	1,408,745	1,436,920	1,465,659	1,494,972	1,524,871	1,555,369	1,586,476	1,586,476	1,618,206
Riverdale Reim from metro municipal agreement	578,408											
Interest Earnings	22,138	20,682	28,556	8,428	9,636	19,663	33,017	46,796	61,013	75,677	90,798	90,950
Total Revenue	4,215,360	4,797,214	5,619,279	2,259,939	2,410,176	3,451,655	4,829,644	6,251,311	7,717,693	9,229,846	9,244,967	10,789,001
Expenditures												
MSA Maintenance (Received from State Held Allocation)	(140,000)	(140,000)	(150,000)	(150,000)	(150,000)	(150,000)	(150,000)	(150,000)	(150,000)	(150,000)	(150,000)	(150,000)
CIP Projects												
Armstrong/Bunker Bonding (Ends 2022)	(299,870)	(299,351)	(298,243)	(296,319)	(293,843)							
Ramsey Blvd RR Underpass & Hwy 10 Interchange			(2,000,000)									
Riverdale Drive Ext Traprock-Armstrong	(203,430)											
Reconstruction of Riverdale Drive				(500,000)								
Reconstruction of Xkimo & Waco Streets												(213,000)
Overlay Alpine Drive (Cobalt & Waco)												(83,160)
Reconstruction of Variolite Street			(2,328,270)									
Cor Bunker Lake Blvd (Armstrong to Ramsey Blvd) Signal				(350,000)								
Sunfish Blvd bond payments (Ends 2019)	(149,570)	(148,263)										
Total Expenditures	(792,870)	(587,614)	(4,776,513)	(1,296,319)	(443,843)	(150,000)	(150,000)	(150,000)	(150,000)	(150,000)	(150,000)	(446,160)
FUND BALANCE, End of Year	3,422,490	4,209,600	842,766	963,620	1,966,333	3,301,655	4,679,644	6,101,311	7,567,693	9,079,846	9,094,967	10,342,841
MSA funds dedicated	(589,440)	(587,614)	(448,243)	(446,319)	(443,843)	(150,000)	(150,000)	(150,000)	(150,000)	(150,000)	(150,000)	(150,000)

Park Improvement Fund

Parks Supplemental
CIP 2020-2029
Future

	Thru 9-4-19												
	Actual 2018	Projected 2019	Projected 2020	Projected 2021	Projected 2022	Projected 2023	Projected 2024	Projected 2025	Projected 2026	Projected 2027	Projected 2028	Projected 2029	
Beginning Balance	2,659,299	3,696,155	4,540,600	3,048,709	3,034,440	2,719,956	2,900,756	3,084,267	3,069,531	3,200,574	3,388,583	3,579,412	
Projected Revenue													
Mississippi River Trail-City Portion-Phase II MSA Reim													
Mississippi River Trail -Federal] _WEST SECTION (PHASE III)	30,485												
Mississippi Skyway \$100,000 (TOD Grant) + \$490,000 Grant													
Park/Trail Dedications (Averaged Ehlers Study for 2017-21)	1,346,544	844,022	145,000	145,000	145,000	145,000	145,000	145,000	145,000	145,000	145,000	145,000	
Donations	-	-	-	-	-	-	-	-	-	-	-	-	
Interest Earnings	60,896	55,442	68,109	45,731	45,517	40,799	43,511	46,264	46,043	48,009	50,829	53,691	
TOTAL REVENUE	1,437,925	899,464	213,109	190,731	190,517	185,799	188,511	191,264	191,043	193,009	195,829	198,691	
CIP Projects													
Alpaca Estates Outlet									(35,000)				
Amphitheater Lighting			(40,000)										
Aeration for Sunfish Lake & The Draw			(40,000)										
Alpine Park Dugout/Shed													
Alpine Park Winter Facilities (Future)													\$ (2,500,000)
Central Park Parking Lot (authorized 10-11-16)													
Central Park Land - Additional					(250,000)								
Central Park Parking Lot	(47,738)												
Central Park Dugouts	(74,323)												
Draw Park			(1,200,000)										
Grading & Drainage Plan COR Parks Bolton & Menk	(29,623)												
Elmcrest Creek Trail (Future)2027													\$ (800,000)
Elmcrest Park Entrance			(80,000)										
Emerald Pond Pergola	(27,550)												
Hunters Hill Park Redevelopment (Future)													\$ (500,000)
Elm Crest Cameras		(11,781)											
Irrigation Titterrud Park								(76,000)					
Lake Itasca Park Parking, Trail & Canoe System					(250,000)								
Lake Ramsey Park (Future)													\$ (6,300,000)
Landscape Improvements for Parks	(4,444)	(5,000)	(5,000)	(5,000)	(5,000)	(5,000)	(5,000)	(5,000)	(5,000)	(5,000)	(5,000)	(5,000)	\$ (750,000)
Mississippi River Park Development (Future)													\$ (5,600,000)
Mississippi Skyway													\$ (3,700,000)
Municipal Plaza (Future)													
Northfork Trail Connection			(150,000)										
Observation Boardwalk - Lake Itasca			(60,000)										
Observation Deck-Mississippi			(100,000)										
Rabbit Park Phase II								(125,000)					
Riversbluff Outlaws A Acquisition									(20,000)				
Sixth Community Park (Future)2027													\$ (3,000,000)
Sunfish Lake Phase 2 Parking Lot	(13,452)	(23,424)											
Mississippi River Trail-City Portion - PHASE II													
Mississippi River Trail -Federal] _WEST SECTION(PHASE III)	(39,065)	(14,814)											
Mississippi River Trail - Non Grant Funded (PHASE III)													
Trail Projects			(30,000)	(200,000)									
Trott Brook Boardwalk	(164,874)												
Trott Brook Trail Corridor (Future)													\$ (4,015,000)
Lake Itasca Park Phase I & II (Future)													\$ (1,200,000)
Lake Itasca/COR Greenway (Future)													\$ (1,900,000)
Total CIP Projects (EXPENDITURES)	(401,069)	(55,019)	(1,705,000)	(205,000)	(505,000)	(5,000)	(5,000)	(206,000)	(60,000)	(5,000)	(5,000)	(5,000)	(30,265,000)
FUND BALANCE, End of Year	3,696,155	4,540,600	3,048,709	3,034,440	2,719,956	2,900,756	3,084,267	3,069,531	3,200,574	3,388,583	3,579,412	3,773,103	

Possible Future Projects-Currently Unfunded or not high priority

PUBLIC IMPROVEMENT REVOLVING [PIR] FUND #400

	Actual 2018	Projected 2019	Projected 2020	Projected 2021	Projected 2022	Projected 2023	Projected 2024	Projected 2025	Projected 2026	Projected 2027	Projected 2028	Projected 2029
FUND BALANCE - Beginning of Year	4,286,210	4,093,690	3,467,605	3,300,798	2,669,316	1,913,356	1,655,056	1,598,882	1,541,865	1,428,993	1,369,428	1,308,969
REVENUES:												
Special Assessments (P&I)	84,709	23,000	20,000	20,000								
Diamond Graphics Land Sale (original TIF 10 land purchase funded via PIR fund in 2001 in amount of \$357,146.47)												
Transfers from Other Funds:												
General Fund -30% transfer (excess r	193,150	50,000	50,000	50,000	50,000	50,000	50,000	50,000	50,000	50,000	50,000	50,000
TIF 8 Reimbursement Interfund Loan	95,000	102,752	103,442	100,006								
Wiser Choice Liquor-Rent & Taxes/Diversified for 2015												
50% of 2nd lift- Greenway Terrace												
Close Project Funds/Non TIF Funds												
Interest Earnings	70,433	61,405	52,014	49,512	40,040	28,700	24,826	23,983	23,128	21,435	20,541	19,635
Total Revenues	443,292	237,157	225,456	219,518	90,040	78,700	74,826	73,983	73,128	71,435	70,541	69,635
EXPENDITURES:												
COR Pavement Striping												
Alpine Drive Pedestrian Crossing at 151st Avenue				75,000								
Tinklenburg Hwy 10 Funding	39,600	39,600										
Hwy 47 Transportation Study		30,000										
County 5 Transportation Study		50,000										
County 83 Transportation Study		35,000										
Road Funding Study - WSB up to \$40,000	15,576	23,233										
River Pines Lift Station Street Connection									55,000			
Hwy 10 road impr	44,182	7,408										
North Hwy 10 Frontage Road-Ramsey to Sunfish Lake Blvd				645,000								
Veterans Drive Streetscape												
Yellow Flasher	28,272											
County Road 116 Bunker to Armstrong												
South Highway 10 Frontage Road Sunfish to Anoka					715,000							
Hwy 10 Planning Study with Bolton & M	238,830	260,170										
Sunwood Drive Roundabout Landscaping			20,000									
Sunwood Drive Concrete Repairs		50,000										
Sunwood Drive Striping Improvements												
Zeolite Trail/Sidewalk						206,000						
50% of annual road debt levy		236,831	241,263									
Jarvis Street Reconstruction Improveme	167,091											
Single Road Access Areas												
Anoka Cnty S.A. Expenses	2,262	6,000	6,000	6,000	6,000	6,000	6,000	6,000	6,000	6,000	6,000	6,000
Transfers to Other Funds:												
General - Street Maint Prog	100,000	125,000	125,000	125,000	125,000	125,000	125,000	125,000	125,000	125,000	125,000	125,000
Total Expenditures	635,813	863,242	392,263	851,000	846,000	337,000	131,000	131,000	186,000	131,000	131,000	131,000
INCREASE (DECREASE) IN CASH	(192,521)	(626,085)	(166,807)	(631,482)	(755,960)	(258,300)	(56,174)	(57,017)	(112,872)	(59,565)	(60,459)	(61,365)
FUND BALANCE - End of Year	4,093,690	3,467,605	3,300,798	2,669,316	1,913,356	1,655,056	1,598,882	1,541,865	1,428,993	1,369,428	1,308,969	1,247,604

Sewer Utility Fund - Working Capital

	Actual 2018	Projected 2019	Projected 2020	Projected 2021	Projected 2022	Projected 2023	Projected 2024	Projected 2025	Projected 2026	Projected 2027	Projected 2028	Projected 2029
New Construction Units	160	160	160	160	160	160	160	160	160	160	160	160
Connection Charge	1,183	1,212	1,243	1,274	1,306	1,338	1,372	1,406	1,441	1,477	1,514	1,552
Beginning Balance	11,253,413	13,583,020	14,471,496	15,399,131	13,945,876	14,358,314	14,612,247	14,779,572	15,114,725	15,422,419	15,700,890	15,909,306
Utility Revenue												
From Utility Billings(sewer study)	1,619,272	1,635,465	1,651,819	1,668,338	1,685,021	1,701,871	1,718,890	1,736,079	1,753,440	1,770,974	1,788,684	1,806,571
Internal Loan to offset Muni Center Debt be	654,113			-	-	-	-	-	-	-	-	-
Internal loan to offset RTC land Purchase - 10'	417,156			-	-	-	-	-	-	-	-	-
Interest Earnings	214,313	203,745	217,072	230,987	209,188	215,375	219,184	221,694	226,721	231,336	235,513	238,640
SAC (1% of SAC Fee to Met Council)	8,623	1,500	1,500	1,500	1,500	1,500	1,500	1,500	1,500	1,500	1,500	1,500
Connection Charges-Trunk (see Construction units & Connection Charge Above)	566,450	193,987	198,837	203,808	208,903	214,126	219,479	224,966	230,590	236,355	242,264	248,320
Operating Expense (Personal Services, Supplies, Other Services & Charges)	(1,035,530)	(1,066,596)	(1,098,594)	(1,131,552)	(1,165,498)	(1,200,463)	(1,236,477)	(1,273,571)	(1,311,778)	(1,351,132)	(1,391,666)	(1,433,416)
CIP Projects-Sewer Utilities												
Utility Truck(s)	(18,771)	(24,000)	(43,000)				(32,500)				(39,000)	
Mobile Generator							(164,000)					
Backhoe (portion of cost)		(15,625)										(17,000)
Puma/Bunker Improvements	(96,019)											
Replace Pumps at Liftsation #2						(35,000)						
Replace Pumps at Liftsation #4		(40,000)										
Replace Pumps at Liftsation #6				(40,000)								
Zeolite Sewer						(41,000)						
Public Works Campus				(1,875,000)								
Fire Station #1 Sanitary Sewer						(60,000)						
Bolton & Menk 2017 San Sewer Study 2021 to 2040 \$505,980/yr inflated 3% per year				(511,336)	(526,676)	(542,476)	(558,751)	(575,513)	(592,779)	(610,562)	(628,879)	(647,745)
Remaining Working Capital Balance	13,583,020	14,471,496	15,399,131	13,945,876	14,358,314	14,612,247	14,779,572	15,114,725	15,422,419	15,700,890	15,909,306	16,106,176

Stormwater Management Fund #292

	Act	Actual 2018	Projected 2019	Projected 2020	Projected 2021	Projected 2022	Projected 2023	Projected 2024	Projected 2025	Projected 2026	Projected 2027	Projected 2028	Projected 2029
Beginning Balance		696,200	1,105,349	768,618	810,147	842,299	874,934	908,058	941,679	975,804	1,010,441	1,045,597	1,081,281
Developer's Contributions		371,829	259,328	30,000	20,000	20,000	20,000	20,000	20,000	20,000	20,000	20,000	20,000
COR Infiltration Contributions													
PSD-Apartments													
Ace			7,735										
Ramsey storage			14,425										
North Commons 3													
Greenway Terrace													
Stonebrook Academy													
Affinity		22,190											
DR Horton-The Station 1 & 2???			15,200										
Interest Earnings		15,130	16,580	11,529	12,152	12,634	13,124	13,621	14,125	14,637	15,157	15,684	16,219
Total Revenues		409,149	313,268	41,529	32,152	32,634	33,124	33,621	34,125	34,637	35,157	35,684	36,219
CIP Projects-Park Projects													
COR Regional Infiltration Basin			(650,000)										
Total Expenditures		-	(650,000)	-	-	-	-	-	-	-	-	-	-
Increase (decrease) in Cash		409,149	(336,732)	41,529	32,152	32,634	33,124	33,621	34,125	34,637	35,157	35,684	36,219
FUND BALANCE, End of Year		1,105,349	768,618	810,147	842,299	874,934	908,058	941,679	975,804	1,010,441	1,045,597	1,081,281	1,117,501

Storm Water Utility Fund #605

	Actual 2018	Projected 2019	Projected 2020	Projected 2021	Projected 2022	Projected 2023	Projected 2024	Projected 2025	Projected 2026	Projected 2027	Projected 2028	Projected 2029
Working Capital												
Beginning Balance	1,715,112	1,885,041	1,890,718	2,143,347	1,136,455	1,602,025	2,132,597	2,761,129	3,598,174	4,457,850	5,119,600	5,801,409
Utility Revenue	1,057,705	1,142,321	1,199,437	1,259,409	1,322,380	1,362,051	1,402,913	1,445,000	1,488,350	1,533,001	1,578,991	1,626,360
From Utility Billings												
Interest Earnings	25,727	28,233	28,361	32,150	17,047	24,030	31,989	41,417	53,973	66,868	76,794	87,021
Operating Expense												
(Personal Services, Supplies, Other Services & Charges)	(386,690)	(398,291)	(410,239)	(422,547)	(435,223)	(448,280)	(461,728)	(475,580)	(489,847)	(504,543)	(519,679)	(535,269)
CIP Projects-Stormwater Utility												
Street Sweeper	(219,243)											
Water Truck (Share of)					(68,000)							
Annual Drainage Enhancement	(24,198)	(75,000)	(75,000)	(75,000)	(75,000)	(75,000)	(75,000)	(75,000)	(75,000)	(75,000)	(75,000)	(75,000)
COR Regional Infiltration Basin	(80,637)	(569,363)										
Cor Bunker Lake Blvd (Armstrong to Ramsey Blvd)				(530,000)								
Business Park (Puma/Bunker)	(202,735)											
Ermine Blvd Culvert Replacement												
The Draw Stormwater Grates		(10,000)										
Outlet Control Structure Improvement			(75,000)									
River Storm Water Discharge Treatment		(75,000)	(75,000)	(75,000)	(75,000)	(75,000)	(75,000)	(75,000)	(75,000)	(75,000)	(75,000)	(75,000)
Storm Sewer 161st Avenue					(25,378)							
Storm Sewer Alicia est							(25,216)					
Storm Sewer Variolite			(315,330)									
Storm Sewer Barthels Rum				(63,750)								
Storm Sewer Barthels Rum River Acres 2nd				(82,000)								
Storm Sewer Brookview, Wood Pond		(4,090)										
Storm Sewer Card Rose Est							(32,176)					
Storm Sewer Chestnut Ridge, Echo Ridge, Juniper Woods				(24,500)								
Storm Sewer Countryside Est										(158,672)		
Storm Sewer Flintwood Hills								(8,300)				
Storm Sewer Fox Ridge Et 1st & 2nd							(17,280)					
Storm Sewer Ford Brook Estates/Hy 10		(33,134)										
Storm Sewer Ford Brook Est 3rd										(35,475)		
Storm Sewer Halls Dover					(49,000)							
Storm Sewer High Point												(44,250)
Storm Sewer Sorteberg					(27,000)							
Storm Sewer Sorteberg 6						(74,150)						
Storm Sewer Nature View						(23,000)						
Storm Sewer Northfork Lake									(3,100)			
Storm Sewer Oakwood Hills				(16,535)								
Storm Sewer Rambosek Red Oak Est					(9,835)							
Storm Sewer Riverwookd Hills Plat 1												(46,500)
Storm Sewer Section 07					(47,880)							
Storm Sewer 2020 Overlay Projects			(24,600)									
Storm Sewer 2021 Overlay Projects				(51,440)								
Storm Sewer 2022 Overlay Projects					(52,740)							
Storm Sewer 2023 Overlay Projects						(46,800)						
Storm Sewer 2024 overlay projects							(39,200)					
Storm Sewer 2026 overlay projects									(39,700)			
Storm Sewer 2027 overlay projects										(23,400)		
Storm Sewer 2028 overlay projects											(21,900)	
Storm Sewer 2029 Overlay Projects												(39,384)
Storm Sewer Alpine Drive								(10,500)				
Storm Sewer Rodeo Hills/Valley View							(89,250)					
Storm Sewer Whispering Pine Est Plat 3										(193,700)		
Storm Sewer Windsorwood										(31,000)		
Storm Sewer Xkimo & Waco												(21,000)
Storm Sewer for Recon of Riverdale Drive, Section 07 Unplatted				(77,680)								
Storm Sewer Sunfish Lake Blvd								(4,992)				
Storm Sewer Waco St											(10,725)	
Storm Sewer for Wood Pond Hills					(8,800)							
Storm Sewer Woodlawn Est							(8,800)					
Storm Sewer for Zeolite						(96,000)						
Storm Sewer Sports Have Secc 1 Unpl											(113,000)	
Public Works Campus				(500,000)								
Stormwater Drainage Impr (see project list)				(380,000)								
Remaining Working Capital Balance	1,885,041	1,890,718	2,143,347	1,136,455	1,602,025	2,132,597	2,761,129	3,598,174	4,457,850	5,119,600	5,801,409	6,678,387

Street Light Utility Fund #603 - Working Capital												
	Actual 2018	Projected 2019	Projected 2020	Projected 2021	Projected 2022	Projected 2023	Projected 2024	Projected 2025	Projected 2026	Projected 2027	Projected 2028	Projected 2029
Beginning Balance	1,147,929	1,237,673	1,290,186	1,254,136	798,062	830,531	812,732	835,768	854,105	867,522	875,787	878,664
Utility Revenue From Utility Billings	209,992	194,000	194,000	194,000	194,000	194,000	194,000	194,000	194,000	194,000	194,000	194,000
Contributions from Developers												
Interest Earnings	20,579	18,565	19,353	18,812	11,971	12,458	12,191	12,537	12,812	13,013	13,137	13,180
Operating Expense (Personal Services, Supplies, Other Services & Charges)	(140,827)	(145,052)	(149,403)	(153,885)	(158,502)	(163,257)	(168,155)	(173,199)	(178,395)	(183,747)	(189,260)	(194,938)
CIP Projects-Street Light Utility												
Bunker Lake Blvd & Puma Lights				(100,000)								
Bunker Lake Blvd between Ramsey Blvd & Armstrong Blvd				(150,000)								
PW Campus				(250,000)								
Riverdale Drive between Ramsey Blvd & Traprock Lights			(85,000)									
Zeolite Street Lights						(46,000)						
Priority/Developer Street Lights		\$ (15,000)	\$ (15,000)	\$ (15,000)	\$ (15,000)	\$ (15,000)	\$ (15,000)	\$ (15,000)	\$ (15,000)	\$ (15,000)	\$ (15,000)	\$ (15,000)
Remaining Working Capital Balance	1,237,673	1,290,186	1,254,136	798,062	830,531	812,732	835,768	854,105	867,522	875,787	878,664	875,907

Water Utility Fund #601

	Actual 2018	Projected 2019	Projected 2020	Projected 2021	Projected 2022	Projected 2023	Projected 2024	Projected 2025	Projected 2026	Projected 2027	Projected 2028	Projected 2029
Capital Expenses-Equipment												
CIP Projects												
Fire Station #1 Extension of Water						\$ (55,000)						
Public Works Campus				(1,875,000)								
Scada System Software Upgrades	\$ (15,000)											
Backhoe (portion of cost)	\$ (15,625)											(17,000)
3/4 Ton Truck		\$ (43,000)										
Generator - Pumphouse #2	\$ (53,685)											
Utility Truck	\$ (18,771)	\$ (24,000)					(32,500)				(39,000)	
A. Water Supply & Treatment Improvements												
Complete Pump House #3			\$ (210,000)									
Construct Well #9& Pumphouse #5			\$ (75,000)			(1,700,000)						
Well #1 Rehabilitation (Not in CIP Maintenance)	\$ (44,000)	\$ (47,000)		(50,000)	(53,000)	(56,000)	(59,000)	(62,000)	(65,000)	(68,000)	(68,000)	(68,000)
Water Treatment Facility 10 MGD Groundwater										(12,000,000)	(12,000,000)	
Refurbish Water Tower #1				\$ (700,000)								
Refurbish Water Tower #2		\$ (1,300,000)										
Maintain Water Tower #3 (Not in CIP as maintenance)	\$ (75,000)											
Watermain - Alpine Drive							\$ (385,000)					
Watermain - Bunker/Puma (Riverstone Proj)	\$ (24,932)											
Watermain Looping Ramsey Boulevard to Traprock												
Cor Bunker Lake Blvd (Armstrong to Ramsey Blvd)				\$ (340,000)								
Ford Brook Estates Reconstruction	\$ (30,762)											
Zeolite Street Improvement						\$ (185,000)						
Bolton & Menk 2017 Water Study 2021 to 2040 \$431,021/yr inflated 3% per year				(443,952)	(457,271)	(470,989)	(485,118)	(499,672)	(514,662)	(530,102)	(562,385)	(579,257)
Subtotal - Capital Expenses	\$ (97,388)	\$ (204,387)	\$ (1,675,000)	\$ (3,408,952)	\$ (510,271)	\$ (2,466,989)	\$ (576,618)	\$ (946,672)	\$ (579,662)	\$ (12,598,102)	\$ (12,669,385)	\$ (664,257)
Operational Expenses												
Operating Expense-Distribution and Administration	\$ (925,290)	\$ (962,302)	\$ (1,000,794)	\$ (1,040,825)	\$ (1,082,458)	\$ (1,125,757)	\$ (1,170,787)	\$ (1,217,619)	\$ (1,266,323)	\$ (1,316,976)	\$ (1,369,655)	\$ (1,424,441)
Operating Expense-Treatment												
Subtotal-Operating Expense	\$ (925,290)	\$ (962,302)	\$ (1,000,794)	\$ (1,040,825)	\$ (1,082,458)	\$ (1,125,757)	\$ (1,170,787)	\$ (1,217,619)	\$ (1,266,323)	\$ (1,316,976)	\$ (1,369,655)	\$ (1,424,441)
Total Annual Expenses	\$ (1,022,678)	\$ (1,166,689)	\$ (2,675,794)	\$ (4,449,777)	\$ (1,592,729)	\$ (3,592,745)	\$ (1,747,405)	\$ (2,164,290)	\$ (1,845,985)	\$ (13,915,078)	\$ (14,039,040)	\$ (2,088,698)
Water System Revenue												
10/05 reduced by 200-300 units per year to be conservative)	160	160	160	160	160	160	160	160	160	160	160	160
Water Sales (gallons/year)	1,010,830,128	1,022,960,090	1,035,235,611	1,047,658,438	1,060,230,339	1,072,953,103	1,085,828,541	1,098,858,483	1,112,044,785	1,125,389,322	1,138,893,994	1,152,560,722
Water rates (\$/1000 gal)(5% annual increase)	\$ 2.63	\$ 2.68	\$ 2.74	\$ 2.79	\$ 2.85	\$ 2.90	\$ 2.96	\$ 3.02	\$ 3.08	\$ 3.14	\$ 3.21	\$ 3.27
Water Availability Charge (WAC) (\$/connection)(l)	\$ 1,299	\$ 1,331	\$ 1,365	\$ 1,399	\$ 1,434	\$ 1,470	\$ 1,506	\$ 1,544	\$ 1,583	\$ 1,622	\$ 1,663	\$ 1,704
Connection/Trunk Charge (\$/connection)(4.5% after year 2005)	\$ 1,763	\$ 1,807	\$ 1,852	\$ 1,898	\$ 1,946	\$ 1,994	\$ 2,044	\$ 2,095	\$ 2,148	\$ 2,201	\$ 2,256	\$ 2,313
Rate Revenue(Water Sales/1000 x Water Rates) + water meters	\$ 2,271,384	\$ 2,328,169	\$ 2,386,373	\$ 2,446,032	\$ 2,507,183	\$ 2,569,863	\$ 2,634,109	\$ 2,699,962	\$ 2,767,461	\$ 2,836,647	\$ 2,907,564	\$ 2,980,253
WAC Revenue(Service Connections x Wac Charge)	\$ 1,213,376	\$ 213,012	\$ 218,338	\$ 223,796	\$ 229,391	\$ 235,126	\$ 241,004	\$ 247,029	\$ 253,205	\$ 259,535	\$ 266,023	\$ 272,674
Revenue (Service Connections when platted x Connection Charge)	\$ 297,953	\$ 301,793	\$ 305,728	\$ 309,762	\$ 313,897	\$ 318,135	\$ 322,479	\$ 326,821	\$ 331,163	\$ 335,505	\$ 340,000	\$ 344,747
Interest Earnings	\$ 373,266	\$ 355,921	\$ 385,654	\$ 394,218	\$ 377,347	\$ 404,152	\$ 402,459	\$ 429,547	\$ 451,944	\$ 460,655	\$ 303,408	\$ 151,947
Total System Revenue	\$ 3,858,026	\$ 3,195,056	\$ 3,292,157	\$ 3,369,774	\$ 3,423,683	\$ 3,523,037	\$ 3,595,706	\$ 3,699,017	\$ 3,816,245	\$ 3,909,063	\$ 3,838,027	\$ 3,774,931
Trunk Charges returned for John Peterson's Agreement (thru Dec 2026)	\$ (67,375)	\$ (144,375)	\$ (144,375)	\$ (144,375)	\$ (144,375)	\$ (144,375)	\$ (144,375)	\$ (144,375)	\$ (144,375)	\$ (144,375)	\$ (144,375)	\$ (144,375)
(75 units)	(75 units)	(75 units)	(75 units)	(75 units)	(75 units)	(75 units)	(75 units)	(75 units)	(75 units)	(75 units)	(75 units)	(75 units)
Internal Loan to offset Muni Center Debt beginning year 2009-2029 2% Paid off in 2011												
PW Land/Building-Internal Loan 2009-2028 @2%	\$ 36,629	\$ 36,341	\$ 37,068	\$ 37,810	\$ 38,566	\$ 39,337	\$ 40,124	\$ 40,926	\$ 41,745	\$ 41,745	\$ 41,745	\$ 41,745
Internal Loan to offset Muni Center Debt beginning year 2011-2030 @	\$ 61,853	\$ 61,853	\$ 61,853	\$ 61,853	\$ 61,853	\$ 61,853	\$ 61,853	\$ 61,853	\$ 61,853	\$ 61,853	\$ 61,853	\$ 61,853
Internal Loan for RTC Land Purchase	417,156	\$ -	\$ -	\$ -	\$ -	\$ -	\$ -	\$ -	\$ -	\$ -	\$ -	\$ -
Water Working Capital Balance												
Total Annual Expenses	\$ (1,022,678)	\$ (1,166,689)	\$ (2,675,794)	\$ (4,449,777)	\$ (1,592,729)	\$ (3,592,745)	\$ (1,747,405)	\$ (2,164,290)	\$ (1,845,985)	\$ (13,915,078)	\$ (14,039,040)	\$ (2,088,698)
Total System Revenue	\$ 4,306,289	\$ 3,148,875	\$ 3,246,703	\$ 3,325,062	\$ 3,379,727	\$ 3,479,852	\$ 3,553,308	\$ 3,657,421	\$ 3,919,843	\$ 4,012,661	\$ 3,941,625	\$ 3,836,784
Net Income(Loss)	\$ 3,283,611	\$ 1,982,186	\$ 570,910	\$ (1,124,716)	\$ 1,786,998	\$ (112,893)	\$ 1,805,903	\$ 1,493,131	\$ 2,073,858	\$ (9,902,417)	\$ (10,097,416)	\$ 1,748,086
Beginning Water Working Capital Balance	\$ 20,444,475	\$ 23,728,086	\$ 25,710,273	\$ 26,281,182	\$ 25,156,467	\$ 26,943,465	\$ 26,830,571	\$ 28,636,474	\$ 28,636,474	\$ 30,129,605	\$ 20,227,188	\$ 10,129,772
Ending Water Working Capital Balance	\$ 23,728,086	\$ 25,710,273	\$ 26,281,182	\$ 25,156,467	\$ 26,943,465	\$ 26,830,571	\$ 28,636,474	\$ 30,129,605	\$ 30,710,332	\$ 20,227,188	\$ 10,129,772	\$ 11,877,858

TIF Projections District #1-Rivers Bend

	Decertified		In TIF Amended Budget 12/11							Projected 2019>
	Actual 2011	Actual 2012	Actual 2013	Actual 2014	Actual 2015	Actual 2016	Actual 2017	Actual 2018		
Projected Revenue FOR TIF I										
District I (2011)										
Balance	2,122,527	2,785,666	1	402,373	322,713	1,180,519	1,142,575	1,073,522	1,073,522	
Revenues										
TIF Increments	844,792									
Trans from TIF 10 Land sales/Orig Land Purchased with TIF 1 Bond (Fund 332)	787,803									
Advancement on F&C 10-year Loan (See \$1,420,000 below)		120,000								
Transfer from TIF 10 for non-increment int attriuted to land sales above	24,713									
Diamond Graphics Land Sale			407,876							
F&C Loan #1 Paid Back 20% of annual cash flows from April 1, 2015-April 1, 2025					1,300,000					
Transfer of Int earnings prior to 1997 to HRA	(263,496)									
Interest Earnings	60,182.23		(3,412.87)	13,112	14,506	10,922	15,369	18,484	5,000	
Total Revenue	1,453,994	120,000	404,463	13,112	1,314,506	10,922	15,369	18,484	5,000	
Less:										
Bond Principal (B&A Cyl \$1,035,000) FUND #342	(200,000)									
Bond Interest (B&A Cyl \$1,035,000)	(10,300)									
Interfund Loan F&C (Tif Spending Plan)		(1,420,000)								
Administrative Expenses	(17,497)	(1,217)	(2,091)	(1,473)	(11,520)	(2,620)	(987)	(1,915)	(3,162)	
Total Expense	(227,797)	(1,421,217)	(2,091)	(1,473)	(11,520)	(2,620)	(987)	(1,915)	(3,162)	
CIP Project Costs:										
Shovel Ready Projects						(46,246)	(83,436)	(5,203)	(69,797)	
Diamond Graphics Land sale from 2013 coded incorrectly funded with non TIF money (PIR & Landfill Trust) that should be reimbursed.					(407,876)					
New Business Park					(37,304)					
Bury Electric Wires -				(91,300)						
Ramp Construction Extension	(563,058)	(244,448)								
County Road 116 Bunker to Armstrong									(1,000,000)	
Rail Stop ROW		(862,064)								
Pay TIF 10 for Transaction Error by Ehlers (See \$787,803 transfer above, put TIF 10 Neg)		(377,936)								
Total CIP Project Costs	(563,058)	(1,484,448)	-	(91,300)	(445,180)	(46,246)	(83,436)	(5,203)	(1,069,797)	
Remaining TIF Balance	2,785,666	1	402,373	322,713	1,180,519	1,142,575	1,073,522	1,084,888	5,562	
(Total Revenue less Total Project Costs)										

TIF Projections District #2 - Gateway									
(2013)	Tif Plan budget amended 12-11			Tif Plan Budget Amended 11-13					
	Actual	Actual	Actual	Actual	Actual	Actual	Actual	Actual	Projected
	2011	2012	2013	2014	2015	2016	2017	2018	2019>
Revenues									
TIF Increments on agreements	\$ 1,823,891	\$ 1,713,507	\$ 1,557,425	\$ -	\$ (29,155)	\$ -	\$ -	\$ -	\$ -
Transfer of Int earnings prior to 1997 to HRA	(41,387)								
Easement funds for Business Park 95			10,454	0	0	0	0	0	0
Interest on F&C Admin Loan (TIF 14 in amount of \$425,845.90) for 2010-2015 int					64,531.94				
Transfer in for F&C Transfer done in previous years-set up as DUE to FROM		217,422							
Interest Earnings(2000 neg int adj for borrowing)	111,750.72	68,211.43	(21,681.33)	84,544	30,911	22,679	33,465	41,585	10,000
Total Revenue	<u>\$1,894,255</u>	<u>\$1,999,140</u>	<u>\$1,546,197</u>	<u>\$84,544</u>	<u>\$66,288</u>	<u>\$22,679</u>	<u>\$33,465</u>	<u>\$41,585</u>	<u>\$10,000</u>
Expenses									
Sauter Land Purchase Bond Int (Fund 329 \$1,680,000 Bond-18% of bond)	(608)								
Sauter Land Purchase Bond Prin (Fund 329 \$1,680,000 Bond-18% of bond)	(9,000)								
Parabody Pay-Go(site impr)	(20,264)	(20,264)		-	-	-	-	-	-
Transfer out per Ehlers for non-increment funds					(10,454)				
Sharp Reimbursement-Sunfish Gateway	(46,875)								
Administrative Expenses	(18,438)	(22,511)	(10,021)	(3,241)	(9,244)	(1,569)	(987)	(1,230)	(2,090)
Total Expense	<u>(\$95,184)</u>	<u>(\$42,775)</u>	<u>(\$10,021)</u>	<u>(\$3,241)</u>	<u>(\$19,698)</u>	<u>(\$1,569)</u>	<u>(\$987)</u>	<u>(\$1,230)</u>	<u>(\$2,090)</u>
AVAILABLE REVENUES	\$1,799,071	\$1,956,365	\$1,536,177	\$81,303	\$46,590	\$21,110	\$32,478	\$40,355	\$7,910
CIP Project Costs:									
Command/National Growth-Minks Property	(25,000)								
142nd Court Street Improvements (B&A Cyl)	(325,000)								
Internal Loan from TIF 14 for Admin Fees F&C project	(126,701)			-	-	-	-	-	-
TIF amendment recorded incorrectly in prior years							29,155.12	-	-
Parking Ramp Costs		(66,363)		-	-	-	-	-	-
Sunwood Drive (Use of Excess Funding from Rail Stop See Below)		(500,000)		-	-	-	-	-	-
RAIL Stop-net of (contingency-\$889,517) (Did not need internal loan received tax funds prior to payment)Final payment 3/19		(2,700,436)							(297,983)
Zeolite Street Constr									(517,000)
County Road #116 (#47 toDysprosium)	(450,000)								
County Road 116 Bunker to Armstrong									(1,500,000)
Sunwood Drive Realignment		(500,000)							
Total CIP Project Costs	<u>(926,701)</u>	<u>(3,766,799)</u>	<u>-</u>	<u>-</u>	<u>-</u>	<u>-</u>	<u>29,155</u>	<u>-</u>	<u>(2,314,983)</u>
(Available Revenue less Total Project Costs)	<u>\$872,370</u>	<u>(\$1,810,434)</u>	<u>\$1,536,177</u>	<u>\$81,303</u>	<u>\$46,590</u>	<u>\$21,110</u>	<u>\$61,633</u>	<u>\$40,355</u>	<u>(\$2,307,073)</u>
Remaining TIF Balance/(Deficit)	\$5,340,965	\$3,530,531	\$5,066,708	\$5,148,011	\$5,194,602	\$5,215,712	\$5,277,345	\$5,317,701	\$2,970,272
Internal Loans - F&C & TIF 14 Admin Expe		\$ 2,782,605	\$ 2,824,477	\$ 2,869,048	\$ 2,869,048	\$ 2,869,048	\$ 2,869,048	\$ 2,869,048	\$ 2,869,048
CASH BALANCE AVAILABLE		\$747,926	\$2,242,231	\$2,278,964	\$2,325,554	\$2,346,664	\$2,408,298	\$2,448,653	\$101,225

**TIF Projections District #8
Maken**

Projected Revenue	Decertify Dec 31, 2021											
	Actual 2018	Projected 2019	Projected 2020	Projected 2021	Projected 2022	Projected 2023	Projected 2024	Projected 2025	Projected 2026	Projected 2027	Projected 2028	
FOR TIF VIII												
District VIII (2028)												
Balance	907,682	906,580	791,180	777,148	807,900	1,115,019	1,426,744	1,743,145	2,064,292	2,390,257	2,721,110	
Revenues												
Tax Increment	318,353	305,000	305,000	305,000	305,000	305,000	305,000	305,000	305,000	305,000	305,000	
Interest Earnings	15,386	13,599	11,868	11,657	12,119	16,725	21,401	26,147	30,964	35,854	40,817	
Total Revenue	333,739	318,599	316,868	316,657	317,119	321,725	326,401	331,147	335,964	340,854	345,817	
Less:												
Interfund Loan Prn from 2001 (not booked until 2017)	(95,000)	(102,752)	(103,442)	(100,006)								
Interfund Loan Int (4%)	(20,000)	(12,248)	(11,558)	(4,000)								
W Properties (Land Reimbursement)	(15,899)	(15,899)	(15,900)	(15,899)								
Lundeen Holdings (Phase II Reimbursement)												
Administrative Expenses	(3,942)	(3,100)			(10,000)	(10,000)	(10,000)	(10,000)	(10,000)	(10,000)	(22,103)	
Total Expense	(134,841)	(133,999)	(130,900)	(119,905)	(10,000)	(10,000)	(10,000)	(10,000)	(10,000)	(10,000)	(22,103)	
CIP Project Costs:												
Road Projects: Riversbend	(200,000)											
Road Projects: Chestnut Ridge, Wood Pond Hills & Hy 10		(300,000)										
Road Projects: Barthel's Rum River Acres 2nd				(166,000)								
Road Projects: Sunfish Square			(200,000)									
Road Projects eligible amount per 1-17-18 Ehlers Email												
Total CIP Project Costs	(200,000)	(300,000)	(200,000)	(166,000)	-	-	-	-	-	-	-	
Remaining TIF Balance	906,580	791,180	777,148	807,900	1,115,019	1,426,744	1,743,145	2,064,292	2,390,257	2,721,110	3,044,824	
(Total Revenue less Total Project Costs)												
Remaining Interfund Loan	306,200	203,448	100,006	-								
Fund Balance	600,380	587,732	677,142	807,900								

**** This will be sent back to County 12-31-21**

TIF Projections District #9
ACCAP

Projected Revenue FOR TIF IX	Actual 2018	Projected 2019	Projected 2020	Projected 2021	Projected 2022	Projected 2023	Projected 2024	Projected 2025	Projected 2026	Projected 2027	Projected 2028	Projected 2029
District IIX (2029)												
Balance	(5,334)	164	5,965	11,810	17,698	23,631	29,608	34,830	40,092	66,092	92,288	118,680
Revenues												
Tax Increment	27,926	28,000	28,000	28,000	28,000	28,000	28,000	28,000	28,000	28,000	28,000	28,000
Interest Earnings	25.12	1.23	44.74	88.57	132.74	177.23	222.06	261.23	300.69	495.69	692.16	890.10
Total Revenue	27,951	28,001	28,045	28,089	28,133	28,177	28,222	28,261	28,301	28,496	28,692	28,890
Administrative Expenses	(1,754)	(1,500)	(1,500)	(1,500)	(1,500)	(1,500)	(2,300)	(2,300)	(2,300)	(2,300)	(2,300)	(2,300)
Site Improvements(2004-2025)	(20,700)	(20,700)	(20,700)	(20,700)	(20,700)	(20,700)	(20,700)	(20,700)				
Total Expense	(22,454)	(22,200)	(22,200)	(22,200)	(22,200)	(22,200)	(23,000)	(23,000)	(2,300)	(2,300)	(2,300)	(2,300)
Remaining TIF Balance	164	5,965	11,810	17,698	23,631	29,608	34,830	40,092	66,092	92,288	118,680	145,270


TIF Projections District #14-COR (2015-2040)													
Projected Revenue		Actual	Projected	Projected	Projected	Projected	Projected	Projected	Projected	Projected	Projected	Projected	Projected
FOR TIF XIV		2018	2019	2020	2021	2022	2023	2024	2025	2026	2027	2028	2029
District 14													
Balance		(26,482,314)	(26,439,759)	(26,326,759)	(26,517,327)	(27,460,754)	(27,190,286)	(26,915,199)	(26,636,547)	(26,353,715)	(26,066,641)	(25,775,261)	(25,479,510)
Revenues													
TIF Increments-F&C		583,530	610,000	650,000	650,000	650,000	650,000	650,000	650,000	650,000	650,000	650,000	650,000
Other TIF Increments (Alina VA)													
TIF Increments PSD Apartments(2018-2040)													
TIF Increments - Commonbond (2016-2040)													
Interest Earnings		9,741	9,573	11,268	8,410	(5,741)	(1,123)	2,442	6,622	10,864	15,170	19,541	23,977
Total Revenue		593,270	619,573	661,268	658,410	644,259	648,877	652,442	656,622	660,864	665,170	669,541	673,977
Expenditures													
F&C TIF (\$3M)		(316,354)	(334,706)	(260,743)	(260,743)	(260,743)	(260,743)	(260,743)	(260,743)	(260,743)	(260,743)	(260,743)	(260,743)
PSD TIF (\$500,000) 8/1/18-2/1/22		(65,262)	(131,867)	(156,094)	(156,094)	(78,047)	(78,047)	(78,047)	(78,047)	(78,047)	(78,047)	(78,047)	(78,047)
Admin Expenses \$500,000 Interfund Loan Dec 2010 & Fund 9468		(98,104)	(40,000)	(35,000)	(35,000)	(35,000)	(35,000)	(35,000)	(35,000)	(35,000)	(35,000)	(35,000)	(35,000)
City Costs to be reimbursed-From Ehlers 5/14 Study													
Total Expenditures		(479,721)	(506,573)	(451,837)	(451,837)	(373,790)	(373,790)	(373,790)	(373,790)	(373,790)	(373,790)	(373,790)	(373,790)
CIP Project Costs:													
Yolite Street for Common Bond		(70,995)											
County Road 116 Bunker to Armstrong				(400,000)	(1,150,000)								
Total CIP Project Costs		(70,995)	-	(400,000)	(1,150,000)	-	-	-	-	-	-	-	-
Remaining TIF Balance-Fund Balance		(26,439,759)	(26,326,759)	(26,517,327)	(27,460,754)	(27,190,286)	(26,915,199)	(26,636,547)	(26,353,715)	(26,066,641)	(25,775,261)	(25,479,510)	(25,179,323)
Remaining TIF Balance - Cash Balance		638,232	751,232	560,664	(382,763)	(112,295)	162,792	441,444	724,276	1,011,350	1,302,730	1,598,481	1,898,668
NEED TO DETERMINE WHAT CITY FUNDS NEED TO BE PAID BACK FROM TIF 14													

TIF Projections District #15-Life Fitness (2016-2033)

Projected Revenue FOR TIF XV	Actual 2018	Projected 2019	Projected 2020	Projected 2021	Projected 2022	Projected 2023	Projected 2024	Projected 2025	Projected 2026	Projected 2027	Projected 2028	Projected 2029	Projected 2030	Projected 2031	Projected 2032	Projected 2033
District 15 Balance	(13,391)	2,778	18,757	34,976	51,438	68,147	85,106	102,320	119,793	137,527	155,527	173,797	192,342	211,164	230,269	240,873
Revenues																
TIF Increments-Life Fitness	53,955	76,000	76,000	76,000	76,000	76,000	76,000	76,000	76,000	76,000	76,000	76,000	76,000	76,000	38,000	
Interest Earnings	111	42	281	525	772	1,022	1,277	1,535	1,797	2,063	2,333	2,607	2,885	3,167	3,454	3,613
Total Revenue	54,065	76,042	76,281	76,525	76,772	77,022	77,277	77,535	77,797	78,063	78,333	78,607	78,885	79,167	41,454	3,613
Expenditures																
Life Fitness TIF (\$224,000)2/1/17-2/1/33	(32,232)	(58,363)	(58,363)	(58,363)	(58,363)	(58,363)	(58,363)	(58,363)	(58,363)	(58,363)	(58,363)	(58,363)	(58,363)	(58,363)	(29,150)	(8,040)
Interfund Loan Payoff (int)	(3,816)															
Admin Expenses \$19,872.40 Interfund Loan C	(1,848)	(1,700)	(1,700)	(1,700)	(1,700)	(1,700)	(1,700)	(1,700)	(1,700)	(1,700)	(1,700)	(1,700)	(1,700)	(1,700)	(1,700)	
Total Expenditures	(37,896)	(60,063)	(60,063)	(60,063)	(60,063)	(60,063)	(60,063)	(60,063)	(60,063)	(60,063)	(60,063)	(60,063)	(60,063)	(60,063)	(30,850)	(8,040)
Remaining TIF Balance	2,778	18,757	34,976	51,438	68,147	85,106	102,320	119,793	137,527	155,527	173,797	192,342	211,164	230,269	240,873	236,446

TIF Projections District #16-PSD Business Park (2018-2027)


Projected Revenue FOR TIF XV	Actual 2018	Projected 2019	Projected 2020	Projected 2021	Projected 2022	Projected 2023	Projected 2024	Projected 2025	Projected 2026	Projected 2027
District I5 Balance	-	(1,006)	2,948	15,243	16,780	18,357	19,859	21,282	22,627	23,893
Revenues										
TIF Increments-		10,000	21,642	35,058	35,058	35,058	35,058	35,058	35,058	35,058
Interest Earnings	-	-	(7)	111	252	275	298	319	339	358
Total Revenue	-	10,000	21,635	35,169	35,310	35,333	35,356	35,377	35,397	35,416
Expenditures										
BLIPII TIF (\$218,000)8/1/19-2/1/28		(4,846)	(8,040)	(32,232)	(32,232)	(32,232)	(32,232)	(32,232)	(32,232)	(32,232)
Admin Expenses	(1,006)	(1,200)	(1,300)	(1,400)	(1,500)	(1,600)	(1,700)	(1,800)	(1,900)	(2,000)
Total Expenditures	(1,006)	(6,046)	(9,340)	(33,632)	(33,732)	(33,832)	(33,932)	(34,032)	(34,132)	(34,232)
Remaining TIF Balance	(1,006)	2,948	15,243	16,780	18,357	19,859	21,282	22,627	23,893	25,077




SUPPLEMENTAL FUTURE CONSIDERATION PROJECTS

CITY OF RAMSEY CAPITAL IMPROVEMENT PROGRAM 2020-2029

The Capital Improvement Program document is a planning tool maintained by the city to identify future projects, related expenditures, and funding sources. All projects designated in the Capital Improvement Program are contingent upon availability of resources during the planned year. The total expenditure of projects includes city-funded sources as well as other resources such as grants, fees, bonding, etc.





THIS PAGE INTENTIONALLY BLANK


Park and Trail Capital Improvements – Future Projects



The following are park, trail and park acquisition projects that have been identified by the Park and Recreation Commission as proposed, needed improvements into the future – but do not have identified funding at the time of the 10-Year Park’s CIP adoption. In other instances they are predicated on land development or future demand.

The proposed improvements are assigned to category Priority #5 which is known as Opportunity Driven/Unfunded/Placeholder. All projects are given a number 5 Priority, as the projects are currently unfunded.

Generally, additional park and trail planning should be undertaken city-wide as part of the 2040 Comprehensive Plan (due for completion by 2019). A plan will be developed aside from this document to lead that process. The proposed community-wide park and trail plan, together with some of the cost estimates identified below, may point to the need for revenue beyond Park Dedication proceeds that have funded most park and trail initiatives to date.




THIS PAGE INTENTIONALLY BLANK

City of Ramsey, Minnesota
 Capital Improvement Program

2020 thru 2029

PROJECTS BY DEPARTMENT

Department	#	Priority	2020	2021	2022	2023	2024	2025	2026	2027	2028	2029	Total
Park Improvements													
Elmcrest Creek Trail to Central Park	04-PARK-002	5							800,000				800,000
Lake Itasca Community Park	04-PARK-007	5		1,200,000									1,200,000
Trott Brook Greenway Trail	04-PARK-074	5					4,015,000						4,015,000
Mississippi River Park Development- Bridge location	06-PARK-076	5						750,000					750,000
Redevelopment of Hunters Hill	06-PARK-077	5							500,000				500,000
Municipal Plaza	07-PARK-001	5		100,000	3,600,000								3,700,000
The Waterfront	08-PARK-004	5		6,300,000									6,300,000
Mississippi Skyway over TH10 Near rail Station	08-PARK-008	5		5,600,000									5,600,000
Alpine Park Winter Facilities	14-PARK-003	5					2,500,000						2,500,000
Lake Itasca / COR Greenway	17-PARK-008	5						1,900,000					1,900,000
Park Improvements Total				12,000,000	3,600,000	1,200,000	6,515,000	2,650,000	1,300,000				27,265,000
Site Acquisitions													
Sixth Community Park (north central Ramsey)	06-ACQ-001	5								3,000,000			3,000,000
Site Acquisitions Total										3,000,000			3,000,000
GRAND TOTAL				12,000,000	3,600,000	1,200,000	6,515,000	2,650,000	4,300,000				30,265,000



THIS PAGE INTENTIONALLY BLANK

City of Ramsey, Minnesota
Capital Improvement Program

Data in Year 2020 and 2029

PROJECTS BY YEAR & PRIORITY

Project Name	Department	Project #	Priority	Project Cost
2021				
<i>Priority 5-Opportunity/Unfunded/Placeholder</i>				
Municipal Plaza	Park Improvements	07-PARK-001	5	100,000
The Waterfront	Park Improvements	08-PARK-004	5	6,300,000
Mississippi Skyway over TH10 Near rail Station	Park Improvements	08-PARK-008	5	5,600,000
<i>Total for: Priority 5</i>				12,000,000
Total for 2021				12,000,000
2022				
<i>Priority 5-Opportunity/Unfunded/Placeholder</i>				
Municipal Plaza	Park Improvements	07-PARK-001	5	3,600,000
<i>Total for: Priority 5</i>				3,600,000
Total for 2022				3,600,000
2023				
<i>Priority 5-Opportunity/Unfunded/Placeholder</i>				
Lake Itasca Community Park	Park Improvements	04-PARK-007	5	1,200,000
<i>Total for: Priority 5</i>				1,200,000
Total for 2023				1,200,000
2025				
<i>Priority 5-Opportunity/Unfunded/Placeholder</i>				
Trott Brook Greenway Trail	Park Improvements	04-PARK-014	5	4,015,000
Alpine Park Winter Facilities	Park Improvements	11-PARK-003	5	2,500,000
<i>Total for: Priority 5</i>				6,515,000
Total for 2025				6,515,000
2026				
<i>Priority 5-Opportunity/Unfunded/Placeholder</i>				
Mississippi River Park Development-Bridge location	Park Improvements	06-PARK-016	5	750,000
Lake Itasca / COR Greenway	Park Improvements	17-PARK-008	5	1,900,000
<i>Total for: Priority 5</i>				2,650,000
Total for 2026				2,650,000

Project Name	Department	Project #	Priority	Project Cost
--------------	------------	-----------	----------	--------------

2027

Priority 5-Opportunity/Unfunded/Placeholder

Elmcrest Creek Trail to Central Park	Park Improvements	04-PARK-002	5	800,000
Redevelopment of Hunters Hill	Park Improvements	06-PARK-017	5	500,000
Sixth Community Park (north central Ramsey)	Site Acquisitions	06-ACQ-001	5	3,000,000
			<i>Total for: Priority 5</i>	4,300,000
Total for 2027				4,300,000
GRAND TOTAL				30,265,000

**Capital Improvement Program
City of Ramsey, Minnesota**

2020 thru 2029

Project #	04-PARK-002
Project Name	Elmcrest Creek Trail to Central Park

Department Park Improvements
Contact Unassigned
Type Improvement
Useful Life 50 Years
Category Park Improvement
Priority 5-Opportunity/Unfunded/Placeholder
Status Future Consideration

Total Cost \$800,000

Description

This trail would link Elmcrest Park to Central Park, the neighborhoods in between, and provide off-roadway trail experience within central Ramsey.

Justification

Connecting the two community parks would reduce the need to replicate some facilities in both locations. The construction of the trail may coincide at such time as residents may subdivide their lots east of Ramsey Blvd, along the county ditch.

Expenditures	2020	2021	2022	2023	2024	2025	2026	2027	2028	2029	Total
Improvements Other than Building Cost								800,000			800,000
Total								800,000			800,000
Funding Sources	2020	2021	2022	2023	2024	2025	2026	2027	2028	2029	Total
Grants/Outside Sources								150,000			150,000
Landfill Fund								75,000			75,000
Park Improvement Trust Fund								575,000			575,000
Total								800,000			800,000

**Capital Improvement Program
City of Ramsey, Minnesota**

2020 thru 2029

Project # 04-PARK-007
Project Name Lake Itasca Community Park

Department Park Improvements
Contact Unassigned
Type Improvement
Useful Life 50 Years
Category Park Improvement
Priority 5-Opportunity/Unfunded/Placeholder
Status Future Consideration

Total Cost \$1,200,000

Description

This project is intended to begin the development of Lake Itasca Park North of Alpine Drive, east of the lake to the west line of the adjacent subdivision.

Justification

Properties south of Alpine Drive, both east and west of Puma Street will be proposed residential for development. It is this development that would provide the necessary Park Dedication funds for the first phase of construction, as well as contributing increased recreational demand.

A four acre parcel south of Alpine Drive may be sold to finance improvements in the park. This project includes mass grading of the park and development of multi-use athletic fields, including for lacrosse.

	2020	2021	2022	2023	2024	2025	2026	2027	2028	2029	Total
Expenditures											
Improvements Other than Building Cost				1,200,000							1,200,000
Total				1,200,000							1,200,000
Funding Sources											
Park Improvement Trust Fund				1,200,000							1,200,000
Total				1,200,000							1,200,000

Capital Improvement Program

2020 thru 2029

City of Ramsey, Minnesota

Project #	04-PARK-014
Project Name	Trott Brook Greenway Trail

Department Park Improvements

Contact Unassigned

Type Improvement

Useful Life 20 Years

Category Park Improvement

Priority 5-Opportunity/Unfunded/Placeholder

Status Future Consideration

Total Cost \$4,015,000

Description

The Trott Brook Greenway Trail extends from Elk River's Youth Athletic Complex near Jarvis Street and follows the brook easterly to Rum River Central Park about six miles away. The project would involve continued acquisition of scenic and trail easements, boardwalk and trail construction and natural resource enhancements. Segments of the trail may be on-street within certain neighborhoods.

Justification

This trail project would be predicated on significant planning leading up to construction and likely involve a Master Plan, as well as receiving grant monies for funding. The land around the brook is the largest and most contiguous undeveloped natural area within Ramsey. The City presently has about half of the land acquired (through Park Dedications and a LCCMR grant) to construct this trail.

This trail has a regional context. There is a trail proposed to connect Sherburne County and Ramsey to a metro regional park. This project may be a good candidate for Legacy Amendment funding, following a regional designation.

Expenditures	2020	2021	2022	2023	2024	2025	2026	2027	2028	2029	Total
Improvements Other than Building Cost						4,015,000					4,015,000
Total						4,015,000					4,015,000
Funding Sources	2020	2021	2022	2023	2024	2025	2026	2027	2028	2029	Total
Grants/Outside Sources						4,000,000					4,000,000
Landfill Fund						15,000					15,000
Total						4,015,000					4,015,000

**Capital Improvement Program
City of Ramsey, Minnesota**

2020 thru 2029

Department Park Improvements
 Contact
 Type Improvement
 Useful Life 20 Years
 Category Park Improvement
 Priority 5-Opportunity/Unfunded/Placeholder
 Status Future Consideration

Project # 06-PARK-016
 Project Name Mississippi River Park Development-Bridge location

Description
 This neighborhood park is proposed in the general vicinity of the proposed bridge crossing, along the banks of the river. The park would consist of the usual park amenities, as well as open space that may be shared with adjoining new and existing residential land use.
 The funding and the timing of the park development would be concurrent with the subdivision of the land.
 This park may also serve as a trailhead for a trail (to be built with the bridge construction), that will connect Hennepin County, and the Three Rivers Park District to Ramsey and the Mississippi River Trail.

Justification

Expenditures	2020	2021	2022	2023	2024	2025	2026	2027	2028	2029	Total
Improvements Other than Building Cost							750,000				750,000
Total							750,000				750,000
Funding Sources	2020	2021	2022	2023	2024	2025	2026	2027	2028	2029	Total
Park Improvement Trust Fund							750,000				750,000
Total							750,000				750,000

Capital Improvement Program

2020 thru 2029

City of Ramsey, Minnesota

Department Park Improvements

Contact

Type Improvement

Useful Life 20 Years

Category Park Improvement

Priority 5-Opportunity/Unfunded/Placeholder

Status Future Consideration

Total Cost \$500,000

Project # 06-PARK-017
 Project Name Redevelopment of Hunters Hill

Description

Concurrent with any redevelopment of the subdivisions around the existing Hunters Hill Park would be an opportunity to bring improvements to the underutilized Hunters Hill Park. The funding would be from any new units shared. Open space connections within a redeveloped area may also be considered.

Justification

Should redevelopment occur in this area, it is likely densities will greatly increase. This, coupled with the commercial and light industrial uses in the area will create the need for a lunch break destination - as well the residential recreational demand.

Expenditures	2020	2021	2022	2023	2024	2025	2026	2027	2028	2029	Total
Improvements Other than Building Cost								500,000			500,000
Total								500,000			500,000
Funding Sources	2020	2021	2022	2023	2024	2025	2026	2027	2028	2029	Total
Park Improvement Trust Fund								500,000			500,000
Total								500,000			500,000

**Capital Improvement Program
City of Ramsey, Minnesota**

2020 thru 2029

Project #	07-PARK-001
Project Name	Municipal Plaza

Department Park Improvements
 Contact
 Type Improvement
 Useful Life 20 Years
 Category Park Improvement
 Priority 5-Opportunity/Unfunded/Placeholder
 Status Future Consideration

Description	Development of the proposed 2-acre Municipal Plaza in The COR, based upon the parks framework plan at \$41 per square foot.										
Justification	This urban park-space may be the most prominent park space within The COR - due to its visibility along Sunwood Drive, and its relationship to the Municipal Center and transit hub. The site is also likely to be used for the city's festival known as Happy Days.										

Total Cost \$3,700,000

Expenditures	2020	2021	2022	2023	2024	2025	2026	2027	2028	2029	Total
Improvements Other than Building Cost	100,000	100,000	3,600,000								3,700,000
Total	100,000	100,000	3,600,000								3,700,000

Funding Sources	2020	2021	2022	2023	2024	2025	2026	2027	2028	2029	Total
Grants/Outside Sources			200,000								200,000
Park Improvement Trust Fund	100,000	100,000	3,400,000								3,500,000
Total	100,000	100,000	3,600,000								3,700,000

**Capital Improvement Program
City of Ramsey, Minnesota**

2020 thru 2029

Project #	08-PARK-004
Project Name	The Waterfront

Department Park Improvements
Contact
Type Improvement
Useful Life 20 Years
Category Park Improvement
Priority 5-Opportunity/Unfunded/Placeholder
Status Future Consideration

Total Cost \$6,300,000

Description

This project will be the culmination of comprehensive planning for a significant water feature in The COR. The 'lake' will be a layering of public and private amenities - such as the integration of a restaurant, required open space, public paths, wading areas, a splash pad and shady aesthetics, all of which provides the "green" and "blue" (and stormwater) connections between The Draw and retail areas.

Justification

In addition to providing a superior view-shed for residential and retail sites as well as water recreation, the pond will handle storm run-off and provide fill material for other projects within The COR. The cost projections are based on the parks framework plan for The COR at \$11 per square foot.

Expenditures	2020	2021	2022	2023	2024	2025	2026	2027	2028	2029	Total
Improvements Other than Building Cost		6,300,000									6,300,000
Total		6,300,000									6,300,000
Funding Sources	2020	2021	2022	2023	2024	2025	2026	2027	2028	2029	Total
Park Improvement Trust Fund		6,300,000									6,300,000
Total		6,300,000									6,300,000

**Capital Improvement Program
City of Ramsey, Minnesota**

2020 thru 2029

Project #	08-PARK-008
Project Name	Mississippi Skyway over TH10 Near rail Station

Department Park Improvements
Contact
Type Improvement
Useful Life 20 Years
Category Park Improvement
Priority 5-Opportunity/Unfunded/Placeholder
Status Future Consideration

Description
 Bridge #02053 will connect The COR to the trail to the Mississippi River along the storm sewer outfall and serve as a regional trail connection between the Northstar Rail Station and Mississippi West Reional Park. **Total Cost** \$5,600,000

Justification
 The COR is designed to be pedestrian friendly. This bridge will provide a connection to West Mississippi Regional Park and the regional trail. Further, the rail and highway crossing will allow residents to access the commuter rail and The COR without adding automobile trips to Hwys #10 and #169.
 Ramsey has received \$100,000 from Met Council for engineering and design, and \$490,000 from the National Park Service to complete the final plans and specifications.

Expenditures	2020	2021	2022	2023	2024	2025	2026	2027	2028	2029	Total
Improvements Other than Building Cost		5,600,000									5,600,000
Total		5,600,000									5,600,000
Funding Sources	2020	2021	2022	2023	2024	2025	2026	2027	2028	2029	Total
Grants/Outside Sources		5,600,000									5,600,000
Total		5,600,000									5,600,000

**Capital Improvement Program
City of Ramsey, Minnesota**

2020 thru 2029

Department Park Improvements

Contact

Type Improvement

Useful Life 25

Category Park Improvement

Priority 5-Opportunity/Unfunded/Placeholder

Status Future Consideration

Total Cost \$2,500,000

Project #	11-PARK-003
Project Name	Alpine Park Winter Facilities

Description

This project shall include the construction of a chalet/warming house capable of facilitating winter equipment rentals and vending. Improvements will also include the expansion of the existing parking lot, and the construction of refrigerated rinks.

Justification

This warming house will function as a hub for winter recreation in the city with ice skating, sliding, and cross-country ski trails. Further, the existing warming house and rinks at Ramsey Elementary are in sub-standard condition and would be discontinued under this proposal.

Expenditures	2020	2021	2022	2023	2024	2025	2026	2027	2028	2029	Total
Building Cost/Construction						750,000					750,000
Improvements Other than Building Cost						1,750,000					1,750,000
Total						2,500,000					2,500,000
Funding Sources	2020	2021	2022	2023	2024	2025	2026	2027	2028	2029	Total
Park Improvement Trust Fund						2,500,000					2,500,000
Total						2,500,000					2,500,000

**Capital Improvement Program
City of Ramsey, Minnesota**

2020 thru 2029

Project # **17-PARK-008**
 Project Name **Lake Itasca / COR Greenway**

Department **Park Improvements**
 Contact
 Type **Improvement**
 Useful Life **20**
 Category **Park Improvement**
 Priority **5-Opportunity/Unfunded/Placeholder**
 Status **Future Consideration**

Total Cost \$1,900,000

Description
 This project envisions a Greenway connection for the Municipal Plaza, The Draw, the lake feature west through The COR to the Lake Itasca Community Park.

Justification
 The Greenway will be the primary east/west pedestrian route on either side of Armstrong Blvd, connecting places to live, work and recreate. It is intended that the Greenway also will be a working component of the stormwater system.

Expenditures	2020	2021	2022	2023	2024	2025	2026	2027	2028	2029	Total
Improvements Other than Building Cost							1,900,000				1,900,000
Total							1,900,000				1,900,000

Funding Sources	2020	2021	2022	2023	2024	2025	2026	2027	2028	2029	Total
Park Improvement Trust Fund							1,900,000				1,900,000
Total							1,900,000				1,900,000

**Capital Improvement Program
City of Ramsey, Minnesota**

2020 thru 2029

Project #	06-ACQ-001
Project Name	Sixth Community Park (north central Ramsey)

Department Site Acquisitions
Contact
Type Land
Useful Life Unassigned
Category Site Acquisition
Priority 5-Opportunity/Unfunded/Placeholder
Status Future Consideration

Description	Total Cost \$3,000,000
The park location has not been determined, but may be expected to be sited north of Trott Brook and geographically centralized.	
The park should have a minimum of 60 acres of usable land.	

Justification
 Given the projected build-out of Ramsey, it is anticipated that a sixth Community Park will be required to meet the needs of the existing and future residents.
 A joint powers agreement for funding and O & M may be explored with the City of Nowthen.

Expenditures	2020	2021	2022	2023	2024	2025	2026	2027	2028	2029	Total
Land Acquisition								3,000,000			3,000,000
Total								3,000,000			3,000,000
Funding Sources	2020	2021	2022	2023	2024	2025	2026	2027	2028	2029	Total
Park Improvement Trust Fund								3,000,000			3,000,000
Total								3,000,000			3,000,000

Meeting Date: 11/12/2019

Information

Title:

2020 Capital Equipment Requests

Purpose/Background:

To continue review of the components of the 2020 General Fund Budget requests.

Included in the proposed 2020 General Fund Budget is \$471,000 of capital equipment requests. The largest of the capital items requested is the first half funding of a Fire Engine in the amount of \$325,000 to replace the city's current 1999 engine. Funding for these capital items will be from the Equipment Revolving Fund. After these proposed expenditures, the fund will have an estimated 2020 year-end balance of \$102,000.

The 2020-2029 Capital Improvement Plan outlines these capital equipment expenditures for 2020 and also for the next nine years.

Timeframe:

15 minutes

Funding Source:

Equipment Revolving Fund

Responsible Party(ies):

Finance Director

Outcome:

Review of 2020 Capital Equipment requests.

Attachments

2020 Capital Equipment Requested

Form Review

Inbox

Kurt Ulrich

Form Started By: Diana Lund

Final Approval Date: 11/07/2019

Reviewed By


Kurt Ulrich

Date

11/07/2019 12:27 PM

Started On: 11/06/2019 10:38 AM

ITEM #	COST CNTR	DESCRIPTION	ESTIMATED PURCHASE PRICE	2020 Capital USEFUL LIFE	TOTAL OF PURCH PRC	NOTES	OTHER FUND AVAILABLE 12/31/XX	Net 2020 FUNDING REQUIRED
2020 CAPITAL OUTLAY								
POLICE PROTECTION #211								
6550	211	Replace Lincoln MKZ (Seized)	30,000.00	4	30,000.00	Replace #376 -2007 Lincoln		30,000.00
6580	211	Replace ATV	12,000.00	10	12,000.00	Replace 2004 Polaris		12,000.00
Total Police Protection #211			42,000.00		42,000.00		0.00	42,000.00
FIRE #220								
6540	220	Replace Fire Engine 11(2 Year Funding)	325,000.00	20	325,000.00	Replace #556-1999 HME		325,000.00
6550	220	Replace Fire Prevention Vehicle	40,000.00	20	40,000.00	Replace #386 -2008 Chev Tahoe		40,000.00
Total Fire #220			365,000.00		365,000.00		0.00	365,000.00
PARK & RECREATION #452								
6580	452	New attachment for Kubota Tractor	31,000.00	12	31,000.00			31,000.00
6550	452	Replace 3/4 Ton Truck	38,000.00	12	38,000.00	Replace #664-2007 Chevy	5,000.00	33,000.00
6550	601/602	Replace 3/4 Ton Truck	43,000.00	15	43,000.00	Replace #667-2007 Chevy	43,000.00	0.00
Total Park & Recreation #452			112,000.00		112,000.00		48,000.00	64,000.00
TOTAL GENERAL FUND - 2020			519,000.00		519,000.00		48,000.00	471,000.00



Our Mission: To work together to responsibly grow our community, and to provide quality, cost-effective, and efficient government services.

CC Work Session

3.1.

Meeting Date: 11/12/2019

By: Katie Schmidt, Administrative Services

Information

Title:

Review Future Topics/Calendar

Purpose/Background:

Attached is the current list of future topics for work session discussion. Items are drawn from Council requests at meetings, or are related to topics that have been identified in the City's strategic plan. Tentative dates have been assigned.

Recommendation:

N/A

Action:

For Council review - no formal action necessary.

Attachments

Future Topics List

Form Review

Inbox	Reviewed By	Date
Colleen Lasher	Colleen Lasher	11/05/2019 05:11 PM
Kurt Ulrich	Kurt Ulrich	11/07/2019 12:07 PM
Form Started By: Katie Schmidt		Started On: 10/28/2019 11:16 AM
Final Approval Date: 11/07/2019		

City Council Future Topics – Work Session

(Draft)

Date (proposed)	Topics for Discussion – Council Action	Time Est. (minutes)
11-26-19	Fire Service JPA	30
11-26-19	Local Road Funding - Ulrich	30
2020	Discuss Historic Town Hall – Ulrich	30
2020	Joint Meeting with the Council and Commissions & Other Cities	90
Date	Topics for Discussion – Policy	
12-10-19	Council Committee Assignments Process	20
12-10-19	2020 Legislative Platform – Invite legislators	45
2020	Discuss Section 2-156 of the City Code re Residency Requirement for Boards and Commissions, including the EDA. Sec. 2-156. - Appointment of members, terms of office and removal. (a) <i>Voting members and residence requirement.</i> At least t each board or commission shall be residents of the city broad range of interest in functions of the city.	20
2020	Discuss Balance of Planned Retail and Multifamily Housing and Interim Options - Gladhill	45
2020	Intersection Control Evaluation for Spot Improvements on Armstrong -- Westby	30
Date	Topics for Discussion – Planning and Budget	
11-19-19* 11-26-10	Discuss the 2020 Budget – Lund (*following Public Works meeting, if necessary)	30-60
11-26-10	Presentation by Youth First - Ulrich	20
Jan. 2020	Trail Maintenance Policy – Westby	30
Jan 2020	Stormwater Pond Maintenance Policy -Westby	30
TBD	Accounting of City Engineering Staff Time for City Projects - Westby	30