

**CITY OF RAMSEY
FINANCIAL STATEMENT**



JANUARY 1, 2021 THROUGH PERIOD ENDING: June 30, 2021

| GENERAL FUND EXPENDITURES - BY DEPARTMENT - | | |
|--|--|---------------------------------------|
| Dept | -CURRENT YEAR ADOPTED BUDGET- | CURRENT YTD GENERAL LEDGER |
| Admin | 2,092,067.00 | 960,146.97 |
| Com Dev | 1,207,963.00 | 549,529.80 |
| Contingency | 180,373.00 | - |
| Council | 113,355.00 | 40,834.01 |
| Finance | 543,705.00 | 255,936.91 |
| Fire | 1,299,675.00 | 469,383.34 |
| Legal | 133,600.00 | 47,463.60 |
| Police | 4,473,128.00 | 2,023,532.59 |
| Public Works | 4,339,482.00 | 1,878,761.24 |
| Grand Total | 14,383,348.00 | 6,225,588.46 |

| GENERAL FUND EXPENDITURES - BY CATEGORY - | | |
|--|--|---|
| Category | -CURRENT YEAR ADOPTED BUDGET- | -CURRENT YTD GENERAL LEDGER- |
| Capital Outlay | 1,090,200.00 | 537,866.46 |
| Other Services & Charges | 2,639,166.00 | 788,091.09 |
| Personal Services | 9,566,381.00 | 4,473,864.10 |
| Supplies | 981,228.00 | 425,766.81 |
| Transfers out | 106,373.00 | - |
| Grand Total | 14,383,348.00 | 6,225,588.46 |

| GENERAL FUND REVENUES - BY CATEGORY - | | |
|--|--|---|
| Category | -CURRENT YEAR ADOPTED BUDGET- | -CURRENT YTD GENERAL LEDGER- |
| Taxes | 11,109,848.00 | - |
| Charges for Services | 621,500.00 | 314,915.67 |
| Business Licenses/Permits | 69,900.00 | 62,429.98 |
| Fines and Forfeits | 45,500.00 | 23,681.04 |
| Federal Intergovernmental | 8,500.00 | - |
| State Intergovernmental | 425,300.00 | 199,700.00 |
| Interest | 100,000.00 | - |
| Miscellaneous | 20,700.00 | 7,682.05 |
| Non-Business Licenses/Permits | 559,900.00 | 373,039.68 |
| Transfers in | 1,422,200.00 | - |
| Grand Total | 14,383,348.00 | 981,448.42 |

This report reflects year to date revenue and expenditures as compared to annual budget.
It does not reflect fund balance.

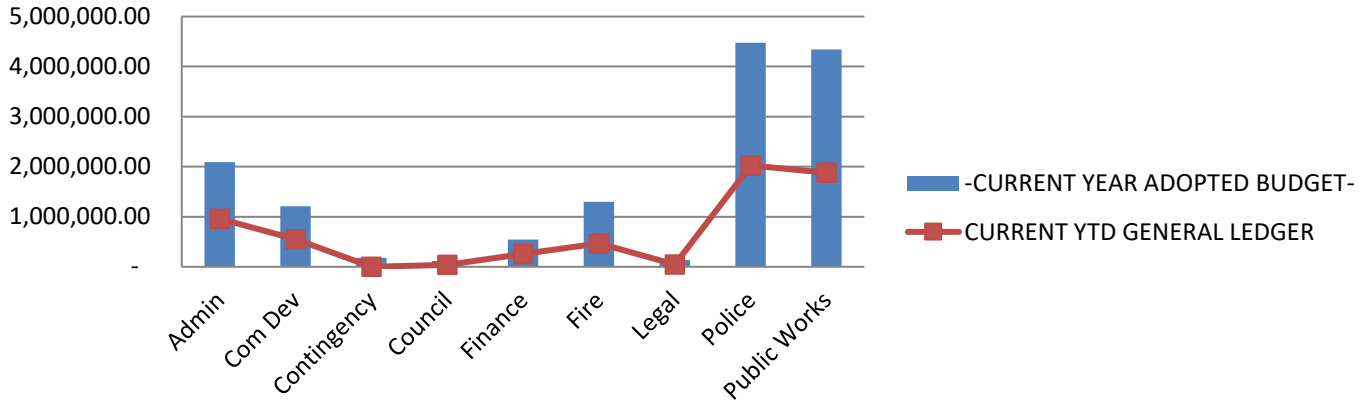
PREPARED BY: FINANCE DEPARTMENT

CITY OF RAMSEY FINANCIAL STATEMENT

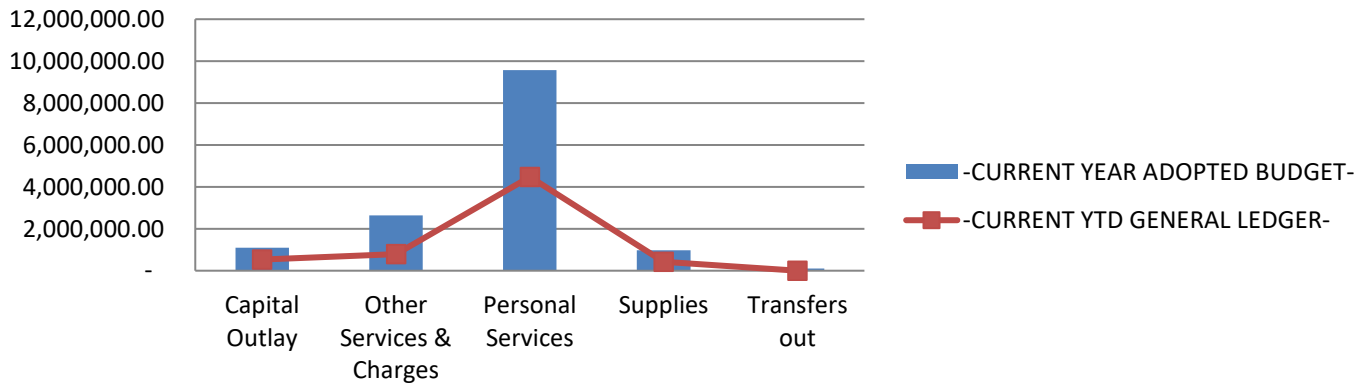


JANUARY 1, 2021 THROUGH PERIOD ENDING: June 30, 2021

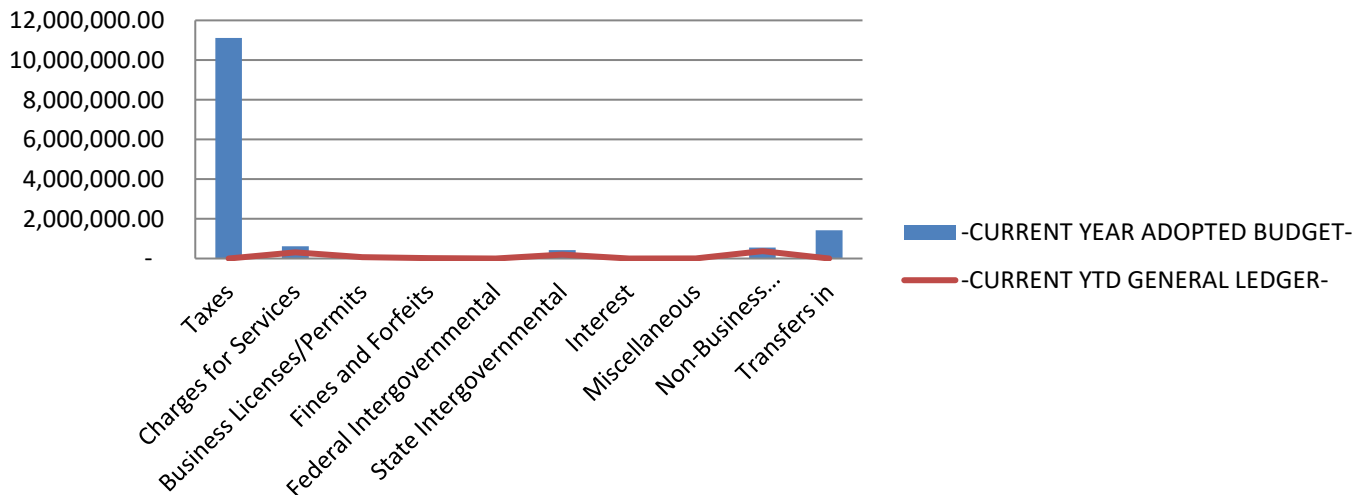
GENERAL FUND EXPENDITURES - BY DEPARTMENT



GENERAL FUND EXPENDITURES - BY CATEGORY



GENERAL FUND REVENUES



This report reflects year to date revenue and expenditures as compared to annual budget. It does not reflect fund balance.

PREPARED BY: FINANCE DEPARTMENT