




Pay Estimate Summary Sheet

Estimate Number: 2 Partial
 Project Number: 21-05
 Project Name: 2021 MSA Pavement Overlay Improvements
 Period Ending: July 31, 2021
 Contractor: North Valley, Inc.
 Address: 20015 Iguana Street NW, Suite 100, Nowthen, MN 55330

1	Original Contract Amount		\$ 206,395.58
2	Change Order(s) No. _____ Thru No. _____		
3	Total Funds Encumbered		\$ 206,395.58
4	Value of Work Completed		\$ 163,508.96
	Value of Work Remaining	\$ 42,886.62	
	Percent Complete	79%	
5	Retainage <u>5</u> %		\$ 8,175.45
6	Previous Payment(s)		\$ 11,845.64
7	Deductions or Charges		
8	Total Retainage, Payments & Deductions (Lines 5+6+7)		\$ 20,021.09
	Payment Due (Lines 4-8)		\$ 143,487.87

Certification of Partial Payment	
I hereby certify that, to the best of my knowledge and belief, all items, quantities and prices of work and material shown on this Estimate are correct and that all work has been performed in full accordance with the terms and conditions of the Contract for this project between owner and the undersigned Contractor, and as amended by any authorized changes and the foregoing is a true and correct statement of the contract amount for the period covered by this estimate.	
North Valley, Inc.	Timothy P. Erickson
Contractor Name	Print Name
Secretary/Treasurer	
Title	Signature
	August 6, 2021
	Date

City of Ramsey Approval	
	8/6/2021
Signature (Project Engineer)	Date
	8/11/21
Signature (City Engineer)	Date

Item No.	MnDOT No.	Item Description	CONTRACT AMOUNT			COMPLETED THIS PERIOD		COMPLETED TO DATE		
			Unit	Estimated Quantity	Unit Price	Extended Total	Quantity	Extended Total	Quantity	Extended Total
1	2021.501	MOBILIZATION	LS	1.0	\$ 10,796.41	\$ 10,796.41	0.8	\$ 8,637.13	1.0	\$ 10,796.41
2	2104.503	REMOVE CONCRETE CURB AND GUTTER	LF	299	\$ 8.09	\$ 2,418.91	0	\$ -	283	\$ 2,289.47
3	2104.503	SAWING BITUMINOUS PAVEMENT (FULL DEPTH)	LF	8	\$ 5.35	\$ 42.80	344	\$ 1,840.40	352	\$ 1,883.20
4	2104.503	SAWING CONCRETE PAVEMENT (FULL DEPTH)	LF	199	\$ 6.95	\$ 1,383.05	-244	\$ (1,695.80)	108	\$ 750.60
5	2104.504	REMOVE CONCRETE VALLEY GUTTER	SY	39	\$ 26.96	\$ 1,051.44	0	\$ -	39	\$ 1,051.44
6	2104.504	REMOVE CONCRETE WALK	SY	69	\$ 11.43	\$ 788.67	0	\$ -	66	\$ 754.38
7	2232.504	MILL BITUMINOUS SURFACE (2.0")	SY	15622	\$ 0.97	\$ 15,153.34	12850	\$ 12,464.50	12850	\$ 12,464.50
8	2357.506	BITUMINOUS MATERIAL FOR TACK COAT	GAL	1094	\$ 2.83	\$ 3,096.02	850	\$ 2,405.50	850	\$ 2,405.50
9	2360.509	TYPE SP 9.5 WEARING COURSE MIXTURE (3,C) 2.0"	TON	1719	\$ 66.81	\$ 114,846.39	1487	\$ 99,346.47	1487	\$ 99,346.47
10	2503.602	GROUT CATCH BASIN	EA	20	\$ 155.00	\$ 3,100.00	0	\$ -	5	\$ 775.00
11	2503.602	RESET CATCH BASIN	EA	5	\$ 416.89	\$ 2,084.45	1	\$ 416.89	5	\$ 2,084.45
12	2504.602	ADJUST VALVE BOX	EA	13	\$ 240.51	\$ 3,126.63	0	\$ -	0	\$ -
13	2506.502	ADJUST FRAME AND RING CASTING	EA	17	\$ 320.69	\$ 5,451.73	0	\$ -	0	\$ -
14	2521.504	6" CONCRETE WALK	SY	69	\$ 86.59	\$ 5,974.71	78	\$ 6,754.02	78	\$ 6,754.02
15	2531.503	CONCRETE CURB & GUTTER DESIGN B618	LF	299	\$ 26.72	\$ 7,989.28	283	\$ 7,561.76	283	\$ 7,561.76
16	2531.504	7" CONCRETE VALLEY GUTTER	SY	39	\$ 96.21	\$ 3,752.19	45	\$ 4,329.45	45	\$ 4,329.45
17	2531.618	TRUNCATED DOMES	SF	128	\$ 106.90	\$ 13,683.20	68	\$ 7,269.20	68	\$ 7,269.20
18	2563.601	TRAFFIC CONTROL	LS	1	\$ 2,137.90	\$ 2,137.90	0.5	\$ 1,068.95	0.5	\$ 1,068.95
19	2574.507	TOPSOIL (LV)	CY	12	\$ 53.45	\$ 641.40	12	\$ 641.40	12	\$ 641.40
20	2575.504	SODDING TYPE LAWN	SY	77	\$ 48.10	\$ 3,703.70	0	\$ -	0	\$ -
21	2582.503	24" SOLID LINE PAINT (EPOXY)	LF	31	\$ 7.72	\$ 239.32	0	\$ -	0	\$ -
22	2582.503	4" BROKEN LINE PAINT (EPOXY)	LF	480	\$ 0.32	\$ 153.60	0	\$ -	0	\$ -
23	2582.503	4" DOUBLE SOLID LINE PAINT (EPOXY)	LF	1425	\$ 0.65	\$ 926.25	0	\$ -	0	\$ -
24	2582.503	4" SOLID LINE PAINT (EPOXY)	LF	7249	\$ 0.32	\$ 2,319.68	0	\$ -	0	\$ -
25	2582.518	CROSSWALK PAINT (EPOXY)	SF	256	\$ 5.56	\$ 1,423.36	0	\$ -	0	\$ -
26	2582.518	PAVEMENT MESSAGE PAINT (EPOXY)	SF	15	\$ 7.41	\$ 111.15	0	\$ -	0	\$ -
GRAND TOTALS					\$ 206,395.58	\$ 151,039.87		\$ 163,508.96		

Internal City Use Only		MSA Funds	Storm Sewer Utility Funds	Total Funds
		\$ 150,622.98	\$ 416.89	\$ 160,649.51
				\$ 2,859.45
				\$ 163,508.96