




## Pay Estimate Summary Sheet

Estimate Number: 2 Partial  
 Project Number: 21-12  
 Project Name: 2021 Additional Pavement Overlay Improvements  
 Period Ending: September 30, 2021  
 Contractor: North Valley, Inc.  
 Address: 20015 Iguana Street NW, Suite 100, Nowthen, MN 55330

1	Original Contract Amount		\$ 563,416.59
2	Change Order(s) No. _____ Thru No. _____		
3	Total Funds Encumbered		\$ 563,416.59
4	Value of Work Completed		\$ 563,527.10
	Value of Work Remaining	\$ (110.51)	
	Percent Complete	100%	
5	Retainage <u>5</u> %		\$ 28,176.36
6	Previous Payment(s)		\$ 58,521.29
7	Deductions or Charges		
8	Total Retainage, Payments & Deductions (Lines 5+6+7)		\$ 86,697.65
	Payment Due (Lines 4-8)		\$ 476,829.45

Certification of Partial Payment	
I hereby certify that, to the best of my knowledge and belief, all items, quantities and prices of work and material shown on this Estimate are correct and that all work has been performed in full accordance with the terms and conditions of the Contract for this project between owner and the undersigned Contractor, and as amended by any authorized changes and the foregoing is a true and correct statement of the contract amount for the period covered by this estimate.	
North Valley, Inc.	Leslie A. Bloom
Contractor Name	Print Name
Vice President	
Title	Signature
	October 11, 2021
	Date

City of Ramsey Approval	
	10/13/21
Signature (Project Engineer)	Date
	10/13/21
Signature (City Engineer)	Date

2021 Additional Pavement Overlay Improvements  
 I.P. 21-12  
 Estimate No. 2 Partial  
 Period Ending September 30, 2021

Item No.	MnDOT No.	Item Description	CONTRACT AMOUNT				COMPLETED THIS PERIOD		COMPLETED TO DATE	
			Unit	Estimated Quantity	Unit Price	Extended Total	Quantity	Extended Total	Quantity	Extended Total
1	2021.501	MOBILIZATION	LS	1.0	\$ 30,560.12	\$ 30,560.12	0.75	\$ 22,920.09	1.00	\$ 30,560.12
2	2104.502	REMOVE CASTING	EA	10	\$ 160.84	\$ 1,608.40	2	\$ 321.68	11	\$ 1,769.24
3	2104.503	REMOVE CONCRETE CURB AND GUTTER	LF	333	\$ 11.45	\$ 3,812.85	0	\$ -	353	\$ 4,041.85
4	2104.503	SAWING BITUMINOUS PAVEMENT (FULL DEPTH)	LF	1502	\$ 2.41	\$ 3,619.82	0	\$ -	675	\$ 1,626.75
5	2104.503	SAWING CONCRETE PAVEMENT (FULL DEPTH)	LF	133	\$ 6.43	\$ 855.19	0	\$ -	172	\$ 1,105.96
6	2104.504	REMOVE BITUMINOUS PAVEMENT	SY	100	\$ 11.64	\$ 1,164.00	281	\$ 3,270.84	463	\$ 5,389.32
7	2104.504	REMOVE CONCRETE WALK	SY	135	\$ 11.72	\$ 1,582.20	0	\$ -	135	\$ 1,582.20
8	2211.507	AGGREGATE BASE CLASS 5 MODIFIED (CV)	CY	55	\$ 88.70	\$ 4,878.50	19	\$ 1,685.30	40	\$ 3,548.00
9	2231.604	BITUMINOUS PATCH	SY	460	\$ 25.64	\$ 11,794.40	554	\$ 14,204.56	554	\$ 14,204.56
10	2332.504	MILL BITUMINOUS SURFACE (2.0")	SY	46806	\$ 1.18	\$ 55,231.08	34079	\$ 40,213.22	50379	\$ 59,447.22
11	2357.506	BITUMINOUS MATERIAL FOR TACK COAT	GAL	3278	\$ 2.84	\$ 9,309.52	2982	\$ 8,468.88	2982	\$ 8,468.88
12	2360.509	TYPE SP 9.5 WEARING COURSE MIXTURE (3,C) 2.0"	TON	5151	\$ 68.25	\$ 351,555.75	5344	\$ 364,728.00	5344	\$ 364,728.00
13	2503.602	GROUT CATCH BASIN	EA	40	\$ 176.93	\$ 7,077.20	0	\$ -	37	\$ 6,546.41
14	2503.602	RESET CATCH BASIN	EA	1	\$ 294.88	\$ 294.88	2	\$ 589.76	11	\$ 3,243.68
15	2504.602	ADJUST VALVE BOX	EA	21	\$ 80.42	\$ 1,688.82	2	\$ 160.84	3	\$ 241.26
16	2506.502	ADJUST FRAME AND RING CASTING	EA	37	\$ 187.65	\$ 6,943.05	1	\$ 187.65	16	\$ 3,002.40
17	2506.502	CASTING ASSEMBLY	EA	10	\$ 723.79	\$ 7,237.90	2	\$ 1,447.58	11	\$ 7,961.69
18	2521.504	6" CONCRETE WALK	SY	209	\$ 73.32	\$ 15,323.88	105	\$ 7,698.60	105	\$ 7,698.60
19	2531.503	CONCRETE CURB & GUTTER DESIGN B618	LF	216	\$ 39.48	\$ 8,527.68	108	\$ 4,263.84	108	\$ 4,263.84
20	2531.503	SURMOUNTABLE	LF	241	\$ 39.48	\$ 9,514.68	120	\$ 4,737.60	120	\$ 4,737.60
21	2531.618	TRUNCATED DOMES	SF	197	\$ 50.76	\$ 9,999.72	100	\$ 5,076.00	100	\$ 5,076.00
22	2540.601	LANDSCAPE RESTORATION	LS	1	\$ 2,680.71	\$ 2,680.71	0	\$ -	0	\$ -
23	2563.601	TRAFFIC CONTROL	LS	1	\$ 4,664.44	\$ 4,664.44	0.5	\$ 2,332.22	1	\$ 4,664.44
24	2574.507	TOPSOIL (LV)	CY	29	\$ 76.78	\$ 2,226.62	22	\$ 1,689.16	22	\$ 1,689.16
25	2575.504	SODDING TYPE LAWN	SY	191	\$ 58.98	\$ 11,265.18	304	\$ 17,929.92	304	\$ 17,929.92
<b>GRAND TOTALS</b>						<b>\$ 563,416.59</b>	<b>\$ 501,925.74</b>	<b>\$ 563,416.59</b>	<b>\$ 501,925.74</b>	<b>\$ 563,416.59</b>

Internal City Use Only			
	Pavement Management Funds	\$ 499,566.72	\$ 544,006.08
	Storm Sewer Utility Funds	\$ 2,359.02	\$ 19,521.02
	Total Funds	\$ 501,925.74	\$ 563,527.10