


**CITY OF RAMSEY
FINANCIAL STATEMENT**



JANUARY 1, 2021 THROUGH PERIOD ENDING: September 30, 2021

**GENERAL FUND EXPENDITURES
- BY DEPARTMENT -**

Dept	-CURRENT YEAR ADOPTED BUDGET-	CURRENT YTD GENERAL LEDGER
Admin (inclcd elections, legal & newsletter)	1,066,435.00	769,820.97
Building Inspections	460,744.00	375,392.81
Council/Commissions (inclcd charter, council contingen	293,728.00	82,371.19
Data Processing	604,570.00	484,992.95
Engineering	433,803.00	510,112.76
Finance (inclcd assessing)	543,705.00	531,354.45
Fire (inclcd Civil Defense)	1,313,025.00	724,486.22
Gen Govt Buildings	554,662.00	303,764.32
Parks	1,481,290.00	1,043,687.11
Planning & Zoning	747,219.00	550,337.52
Police (inclcd animal control & comm orient)	4,459,778.00	3,215,152.57
Streets (inclcd traffic eng & snow/ice)	2,424,389.00	1,432,977.32
Grand Total	14,383,348.00	10,024,450.19

**GENERAL FUND EXPENDITURES
- BY CATEGORY -**

Category	-CURRENT YEAR ADOPTED BUDGET-	-CURRENT YTD GENERAL LEDGER-
Capital Outlay	1,090,200.00	642,635.52
Other Services & Charges	2,639,166.00	1,532,462.12
Personal Services	9,566,381.00	7,128,592.69
Supplies	981,228.00	720,759.86
Transfers out	106,373.00	-
Grand Total	14,383,348.00	10,024,450.19

**GENERAL FUND REVENUES
- BY CATEGORY -**

Category	-CURRENT YEAR ADOPTED BUDGET-	-CURRENT YTD GENERAL LEDGER-
Taxes	11,109,848.00	5,863,941.77
Charges for Services	621,500.00	529,144.34
Business Licenses/Permits	69,900.00	64,827.09
Fines and Forfeits	45,500.00	36,232.95
Federal Intergovernmental	8,500.00	-
State Intergovernmental	425,300.00	35,923.36
Interest	100,000.00	-
Miscellaneous	20,700.00	9,260.69
Non-Business Licenses/Permits	559,900.00	643,057.53
Transfers in	1,422,200.00	-
Grand Total	14,383,348.00	7,182,387.73

This report reflects year to date revenue and expenditures as compared to annual budget.
It does not reflect fund balance.

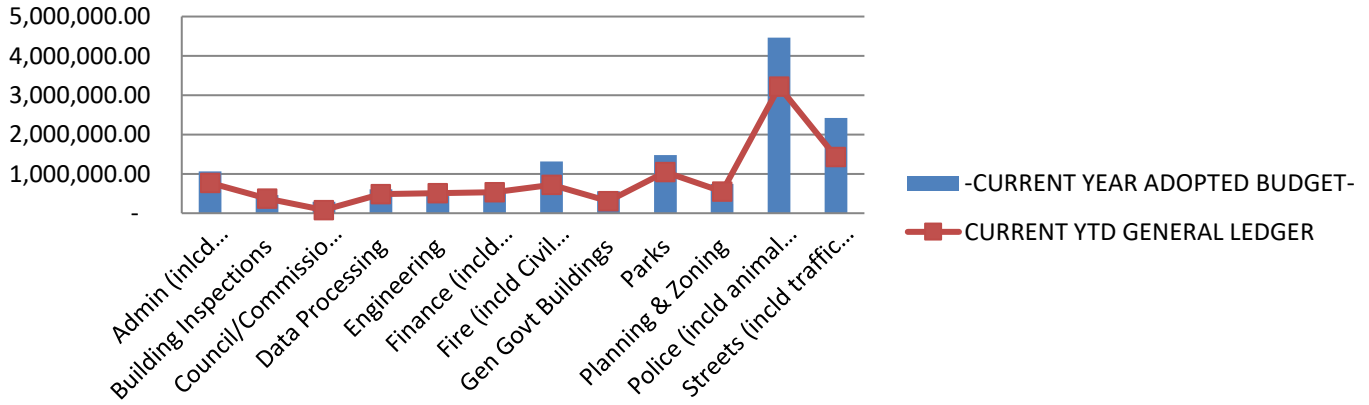
PREPARED BY: FINANCE DEPARTMENT

CITY OF RAMSEY FINANCIAL STATEMENT

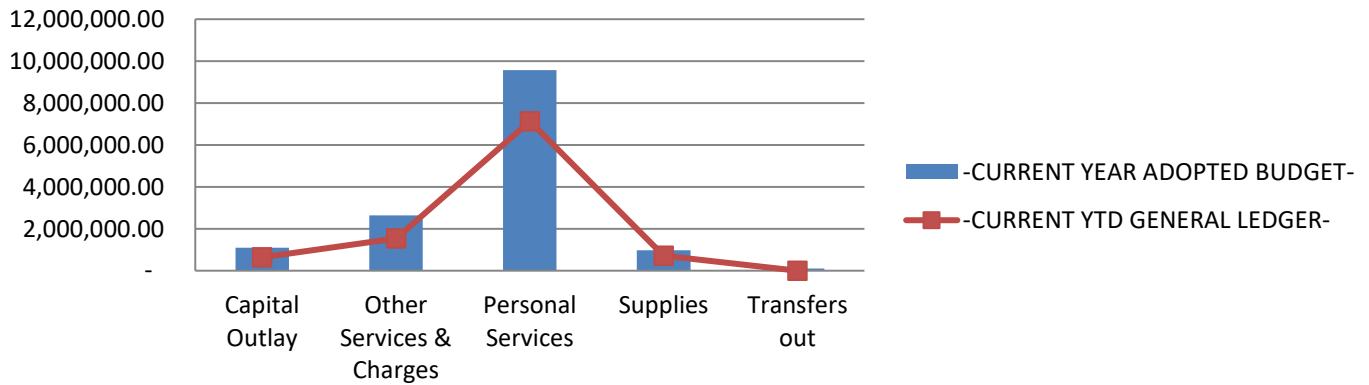


JANUARY 1, 2021 THROUGH PERIOD ENDING: September 30, 2021

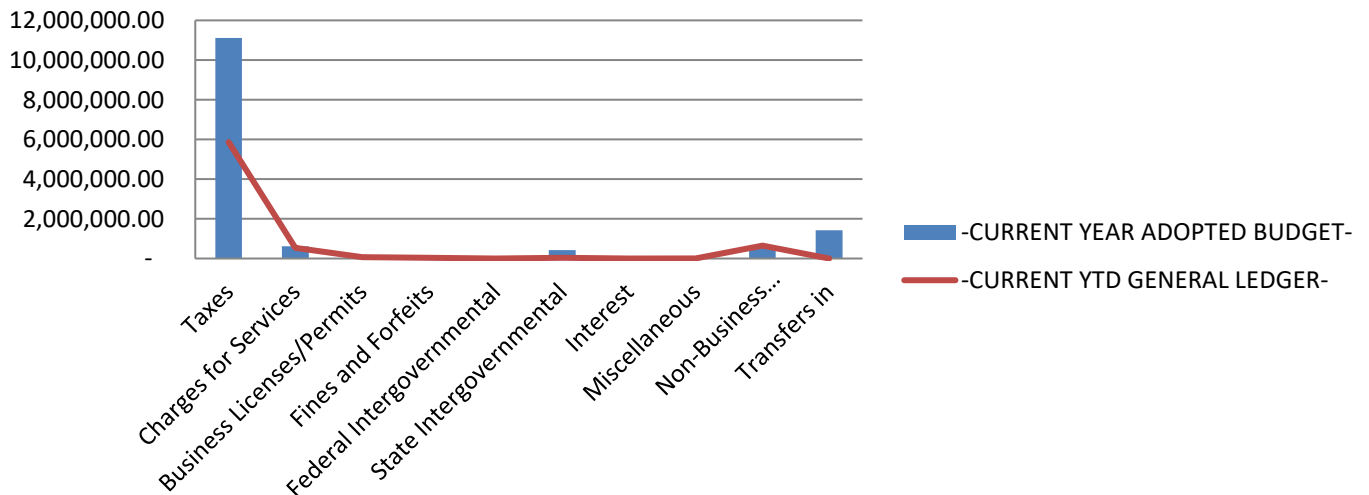
GENERAL FUND EXPENDITURES - BY DEPARTMENT



GENERAL FUND EXPENDITURES - BY CATEGORY



GENERAL FUND REVENUES



This report reflects year to date revenue and expenditures as compared to annual budget. It does not reflect fund balance.

PREPARED BY: FINANCE DEPARTMENT