

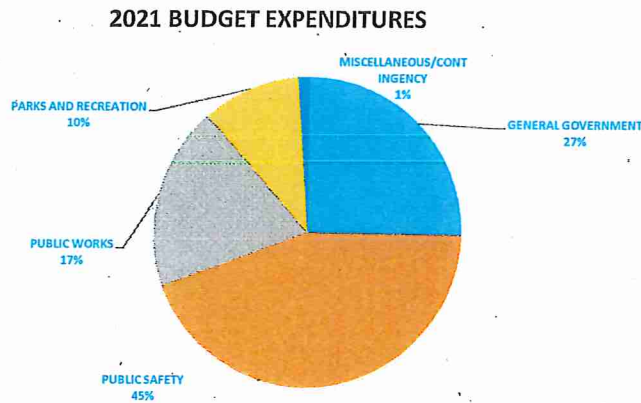
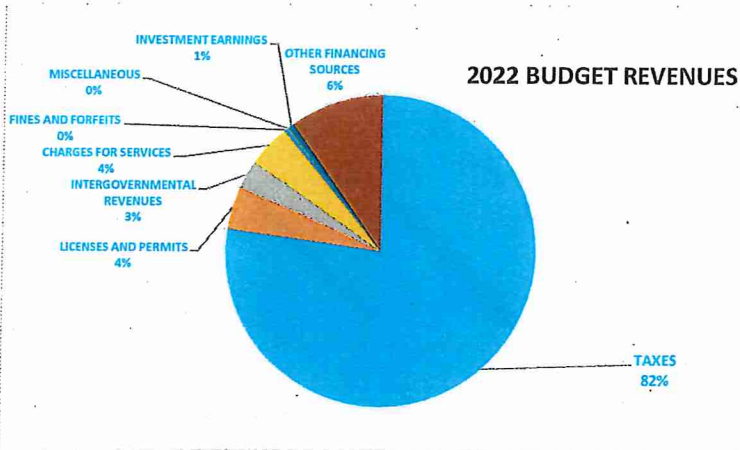
GENERAL FUND 101 - BUDGET SUMMARY

REVENUES

	-2018 Actual-	-2019 Actual-	-2020 Actual-	-2021 Adopted-	-2022 Requested-
TAXES	9,361,993	9,902,004	10,577,806	11,109,848	12,538,821
LICENSES AND PERMITS	1,031,944	901,222	850,504	629,800	688,900
INTERGOVERNMENTAL REVENUES	418,106	442,366	2,497,148	433,800	474,300
CHARGES FOR SERVICES	815,127	790,112	731,187	621,500	566,300
FINES AND FORFEITS	46,651	49,479	34,735	45,500	45,000
MISCELLANEOUS	21,873	16,637	12,861	20,700	15,750
INVESTMENT EARNINGS	104,401	174,930	185,750	100,000	50,000
OTHER FINANCING SOURCES	936,450	953,354	766,049	1,422,200	998,000
TOTAL REVENUES	12,736,544	13,230,103	15,656,038	14,383,348	15,377,071

EXPENDITURES

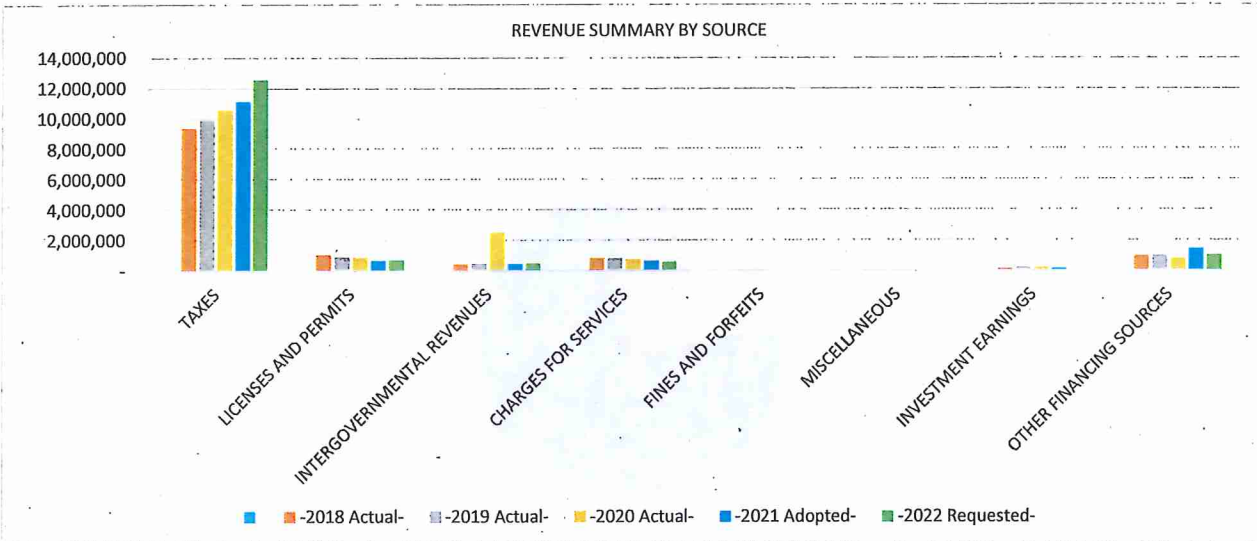
	-2018 Actual-	-2019 Actual-	-2020 Actual-	-2021 Adopted-	-2022 Requested-
GENERAL GOVERNMENT	3,291,647	3,468,059	3,390,435	3,629,946	4,140,365
PUBLIC SAFETY	5,103,105	5,511,745	6,112,194	6,350,740	6,962,051
PUBLIC WORKS	2,005,042	2,047,054	2,009,196	2,740,999	2,651,039
PARKS AND RECREATION	1,380,689	1,303,410	1,418,871	1,481,290	1,492,243
MISCELLANEOUS/CONTINGENCY	705,685	637,670	1,875,063	180,373	131,373
TOTAL EXPENDITURES	12,486,167	12,967,938	14,805,758	14,383,348	15,377,071



GENERAL FUND 101 - REVENUE SUMMARY	-2018 Actual-	-2019 Actual-	-2020 Actual-	-2021 Adopted-	-2022 Requested-
TAXES	9,361,993	9,902,004	10,577,806	11,109,848	12,538,821
LICENSES AND PERMITS	1,031,944	901,222	850,504	629,800	688,900
INTERGOVERNMENTAL REVENUES	418,106	442,366	2,497,148	433,800	474,300
CHARGES FOR SERVICES	815,127	790,112	731,187	621,500	566,300
FINES AND FORFEITS	46,651	49,479	34,735	45,500	45,000
MISCELLANEOUS	21,873	16,637	12,861	20,700	15,750
INVESTMENT EARNINGS	104,401	174,930	185,750	100,000	50,000
OTHER FINANCING SOURCES	936,450	953,354	766,049	1,422,200	998,000
TOTAL REVENUES	12,736,544	13,230,103	15,656,038	14,383,348	15,377,071

HISTORICAL LEVY AMOUNTS

2018 LEVY	\$ 9,395,242	8.36%
2019 LEVY	\$ 9,972,432	6.14%
2020 LEVY	\$ 10,670,932	7.00%
2021 LEVY	\$ 11,154,848	4.53%
2022 LEVY	\$ 12,595,821	12.92%



GENERAL FUND 101 - REVENUE BY SOURCE		-2018 Actual-	-2019 Actual-	-2020 Actual-	-2021 Adopted-	-2022 Requested-
TAXES						
4011	CURRENT-AD VALOREM TAXES	7,821,806	8,383,643	8,929,345	9,656,848	11,095,821
401A	CURRENT-UNCOLLECTED ALLOWANCE	-	-	-	(100,000)	(100,000)
4012	DELINQUENT-AD VALOREM TAXES	57,625	37,958	39,951	50,000	40,000
4014	FISCAL DISPARITIES	1,472,625	1,477,121	1,607,454	1,498,000	1,500,000
4015	EXCESS TAX INCREMENTS	16	179	-	-	-
4018	PENALTY/INT-AD VALOREM TAXES	9,921	3,104	1,056	5,000	3,000
TAXES Total		9,361,993	9,902,004	10,577,806	11,109,848	12,538,821

LICENSES AND PERMITS

- BUSINESS LICENSES/PERMITS

4140	CREDIT CARD PROCESSING FEES	(11,494)	(5,960)	(2,032)	(5,000)	(4,000)
4155	LIQUOR-ON SALE	55,500	48,740	49,348	50,000	50,000
4156	LIQUOR-OFF SALE	740	-	-	1,000	-
4159	MECHANICAL LICENSE	12,200	14,300	13,550	12,000	12,000
4163	PAWNSHOP LICENSE	5,891	9,868	4,250	4,000	4,000
4164	CIGARETTE SALES LICENSE	550	3,050	3,050	2,500	3,000
4165	REFUSE HAULERS LICENSE	200	450	350	400	400
4166	MOTOR VEHICLES LICENSE	-	-	-	-	-
4168	PEDDLERS LICENSE	2,535	2,820	1,910	2,000	4,000
4169	GASOLINE SALES LICENSE	-	-	-	-	-
4170	OTHER BUSINESS LICENSES & PERM	1,125	2,180	2,080	2,000	2,000
4171	INVESTIGATIVE FEES	414	3,451	1,906	1,000	2,000

- NON-BUSINESS LICENSES/PERMITS

4205	BUILDING PERMIT	626,166	577,644	522,922	350,000	400,000
4206	PLUMBING PERMIT	64,517	46,218	39,175	40,000	40,000
4207	ANIMAL LICENSE	2,590	1,250	1,110	1,200	-
4208	HEATING PERMIT	96,141	53,963	62,471	40,000	50,000
4209	CONDITIONAL USE PERMIT	3,006	8,750	6,864	6,000	8,000
4211	SIGN PERMITS	2,101	2,625	2,155	2,500	2,500
4212	RENTAL LICENSE	6,275	1,525	10,700	3,000	3,000
4213	FIRE PERMIT	10,160	8,386	10,963	11,000	10,000
4214	ELECTRICAL INSPECTION PERMIT	100,338	92,148	85,140	60,000	70,000
4220	SEPTIC SYSTEM PERMIT	32,409	21,159	22,920	30,000	20,000
4221	URBAN SEWER PERMIT	8,855	2,850	4,408	7,500	5,000
4222	URBAN WATER PERMIT	8,855	3,525	5,138	7,500	5,000
4230	OTHER NON-BUSINESS LIC & PERM	2,870	2,280	2,125	1,200	2,000

LICENSES AND PERMITS Total		1,031,944	901,222	850,504	629,800	688,900
-----------------------------------	--	------------------	----------------	----------------	----------------	----------------

INTERGOVERNMENTAL REVENUES

- FEDERAL INTERGOVERNMENTAL

4253	FEDERAL EXCISE TAX REFUND	8,409	8,863	9,432	8,500	9,000
4252	FEDERAL GRANTS	-	-	-	-	-

- STATE INTERGOVERNMENTAL

4255	FEDERAL CARES ACT	-	-	2,050,863	-	-
4263	MARKET VALUE HOMESTEAD CREDIT	2,902	2,689	2,834	-	-
4268	MSA FOR STREETS	140,000	150,000	150,000	180,000	200,000
4269	POLICE - INSURANCE PREMIUM TAX	207,352	228,225	241,001	220,000	230,000
4271	POST BOARD REIMBURSEMENT	22,968	23,860	24,464	15,000	20,000
4272	STATE EXCISE TAX REFUND	337	364	522	300	300
4273	OTHER STATE GRANTS & AIDS	36,139	28,365	17,282	10,000	15,000

- LOCAL INTERGOVERNMENTAL

4287	OTHER LOCAL GOVERNMENT GRANTS	-	-	750	-	-
------	-------------------------------	---	---	-----	---	---

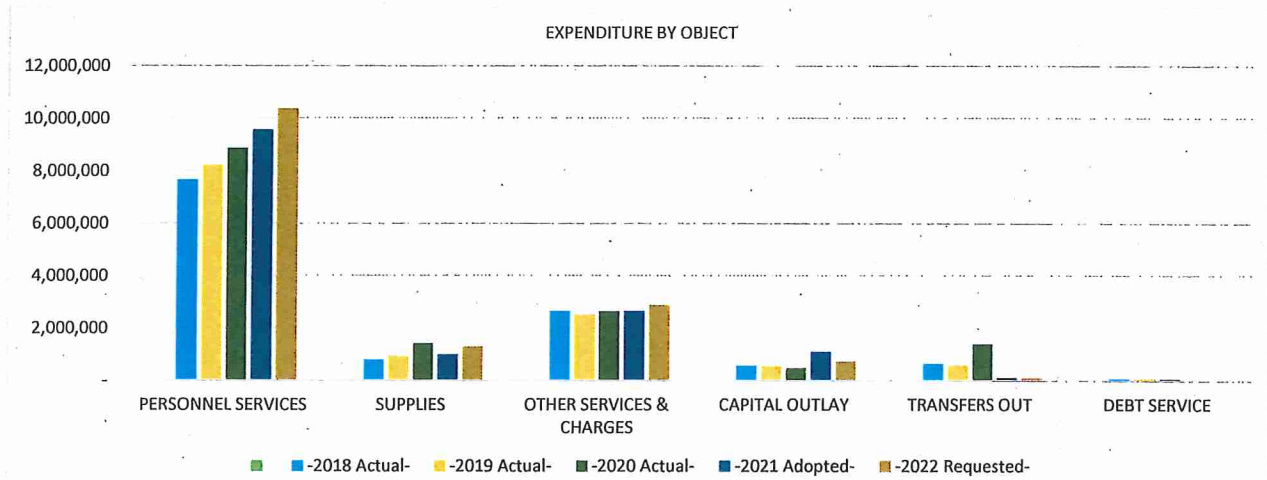
INTERGOVERNMENTAL REVENUES Total		418,106	442,366	2,497,148	433,800	474,300
---	--	----------------	----------------	------------------	----------------	----------------

CHARGES FOR SERVICES						
4304	RENTAL FEES - REAL PROPERTY	149,819	153,799	155,808	118,000	130,000
4305	RENTAL FEES	9,739	11,042	4,804	12,000	12,000
4306	ZONING & SUBDIVISION FEES	3,739	2,082	1,130	3,000	1,000
4307	PLAN CHECKING FEES	296,301	241,565	184,169	160,000	175,000
4308	SALES OF MAPS & PUBLICATIONS	499	358	73	500	100
4309	ASSESSMENT SEARCHES	840	630	90	-	200
4312	GENERAL GOVERNMENT STAFF TIME	33,889	39,694	41,045	25,000	25,000
4326	SPECIAL POLICE SERVICES	16,645	21,082	3,325	15,000	5,000
4327	SPECIAL FIRE PROTECTION SERVIC	55,953	86,157	72,414	60,000	-
4328	ACCIDENT REPORTS	1,657	1,373	1,114	2,000	1,000
4329	OPEN BURN PERMIT FEES	675	975	750	1,000	1,000
4330	OTHER PUBLIC SAFETY	6,995	4,935	2,400	5,000	3,000
4337	ENGINEERING	214,693	200,453	243,514	200,000	200,000
4338	PLAN & SPECIFICATION FEES	-	-	570	-	-
4339	OTHER PUBLIC WORKS	14,862	13,460	15,647	12,000	8,000
4347	OTHER CULTURE-RECREATION	8,821	12,507	4,334	8,000	5,000
CHARGES FOR SERVICES Total		815,127	790,112	731,187	621,500	566,300
FINES AND FORFEITS						
4452	COURT FINES	44,569	45,404	32,505	45,000	40,000
4453	OTHER FINES & FORFEITS	33	405	291	-	-
4454	ADMINISTRATIVE FINES	2,049	3,669	1,940	500	5,000
FINES AND FORFEITS Total		46,651	49,479	34,735	45,500	45,000
MISCELLANEOUS						
4604	SURCHARGES	689	690	608	700	700
4605	ELECTION FILING FEES	55	20	50	-	50
4609	OTHER MISCELLANEOUS REVENUES	21,129	15,927	12,202	20,000	15,000
4608	CONTRIBUTIONS & DONATIONS	-	-	-	-	-
MISCELLANEOUS Total		21,873	16,637	12,861	20,700	15,750
INVESTMENT EARNINGS						
4701	INTEREST ON INVESTMENTS	104,401	174,930	185,750	100,000	50,000
INVESTMENT EARNINGS Total		104,401	174,930	185,750	100,000	50,000
OTHER FINANCING SOURCES						
TRANSFERS IN						
4901	TRANSFER IN FROM OTHER FUNDS	936,450	953,354	766,049	1,422,200	998,000
OTHER FINANCING SOURCES Total		936,450	953,354	766,049	1,422,200	998,000
TOTAL REVENUE		12,736,544	13,230,103	15,656,038	14,383,348	15,377,071

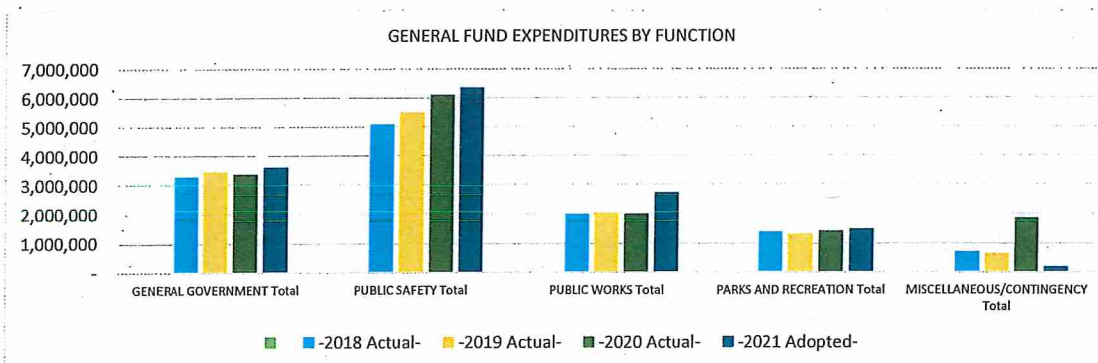
4901 Other Finance Sources

Water Fund Administrative Transfer	41,000	43,000	45,000	47,000	49,000
Sewer Fund Administrative Transfer	35,000	37,000	39,000	41,000	43,000
St. Lighting Fund Administrative Transfer	20,000	21,000	22,000	23,000	25,000
Recycling Fund Administrative Transfer	11,500	-	-	-	-
Storm Water Utility Fund Administrative Transfer	30,000	32,000	34,000	36,000	38,000
Landfill Fund	-	-	-	1,000,000	63,000
Capital Maintenance Fund - For Trail Maintenance	-	50,000	60,000	60,000	60,000
Capital Maintenance Fund - For Capital Improvements	-	50,000	60,000	60,000	35,000
Insurance Fund	22,588	-	-	-	-
Fleet Vehicle Fnd	-	87,000	-	-	60,000
PIR Fund-Street Maintenance	100,000	125,000	125,000	125,000	125,000
Equipment Revolving Fund	676,362	558,354	441,049	143,200	500,000
	<u>936,450</u>	<u>1,003,354</u>	<u>826,049</u>	<u>1,535,200</u>	<u>998,000</u>

EXPENDITURE BY OBJECT SUMMARY	-2018 Actual-	-2019 Actual-	-2020 Actual-	-2021 Adopted-	-2022 Requested-
PERSONNEL SERVICES	7,649,639	8,216,968	8,859,253	9,566,381	10,378,168
SUPPLIES	789,149	913,056	1,413,878	981,228	1,282,500
OTHER SERVICES & CHARGES	2,634,535	2,502,520	2,626,465	2,639,166	2,885,230
CAPITAL OUTLAY	565,955	549,084	467,070	1,090,200	724,800
TRANSFERS OUT	643,832	575,817	1,376,215	106,373	106,373
DEBT SERVICE	61,853	61,853	61,853	-	-
TOTAL EXPENDITURE BY OBJECT	12,344,964	12,819,298	14,804,733	14,383,348	15,377,071



EXPENDITURE BY OBJECT RECAP ALL SUB-FUNCTIONS		-2018 Actual-	-2019 Actual-	-2020 Actual-	-2021 Adopted-	-2022 Requested-
GENERAL GOVERNMENT						
0111	MAYOR AND COUNCIL	125,890	118,969	104,534	108,872	114,078
0114	CHARTER/PLAN/HORSE COMMISSIONS	4,141	3,642	3,213	4,483	4,486
0130	ADMINISTRATION	861,767	812,003	795,368	858,631	897,753
0141	ELECTIONS	59,959	22,103	53,763	19,845	55,703
0153	FINANCE	350,532	367,590	379,167	393,205	384,736
0155	ASSESSING	140,246	143,667	147,722	150,500	150,000
0161	LEGAL	121,965	152,821	124,533	133,600	126,600
0191	PLANNING & ZONING	583,331	681,120	653,382	747,219	789,374
0192	DATA PROCESSING	505,957	623,164	582,467	604,570	891,655
0194	GENERAL GOVERNMENT BUILDINGS	483,815	494,094	501,162	554,662	672,698
0195	NEWSLETTER	54,043	48,885	45,123	54,359	53,282
GENERAL GOVERNMENT Total		3,291,647	3,468,059	3,390,435	3,629,946	4,140,365
PUBLIC SAFETY						
0211	POLICE PROTECTION	3,502,113	3,794,498	4,122,916	4,441,253	5,045,287
0220	FIRE PROTECTION	999,255	1,024,125	1,384,635	1,299,675	1,218,141
0240	PROTECTIVE INSPECTIONS	450,223	600,831	519,585	460,744	525,390
0250	CIVIL DEFENSE	11,627	15,164	2,288	13,350	43,350
0260	TRAFFIC ENGINEERING	124,516	59,904	68,686	117,193	111,958
0270	ANIMAL CONTROL	4,381	4,336	993	4,750	3,250
0280	COMMUNITY ORIENTING POLICING	10,990	12,888	13,092	13,775	14,675
PUBLIC SAFETY Total		5,103,105	5,511,745	6,112,194	6,350,740	6,962,051
PUBLIC WORKS						
0301	ENGINEERING	229,140	379,804	383,947	433,803	493,604
0311	STREET MAINTENANCE	1,474,670	1,306,948	1,336,038	1,992,847	1,801,604
0312	SNOW & ICE REMOVAL	301,233	360,301	289,211	314,349	355,831
PUBLIC WORKS Total		2,005,042	2,047,054	2,009,196	2,740,999	2,651,039
PARKS AND RECREATION						
0452	PARK & RECREATION	1,292,547	1,283,410	1,418,871	1,481,290	1,492,243
0455	COMMUNITY PROGRAMS	10,000	20,000	-	-	-
0461	ENVIRONMENTAL SERVICES	78,142	-	-	-	-
PARKS AND RECREATION Total		1,380,689	1,303,410	1,418,871	1,481,290	1,492,243
MISCELLANEOUS/CONTINGENCY						
0892	EXPENDITURE RESERVE	705,685	637,670	1,875,063	180,373	131,373
MISCELLANEOUS/CONTINGENCY Total		705,685	637,670	1,875,063	180,373	131,373
TOTAL EXPENDITURES & OTHER FINANCING		12,486,167	12,967,938	14,805,758	14,383,348	15,377,071



EXPENDITURE BY OBJECT RECAP ALL SUB-FUNCTIONS		-2018 Actual-	-2019 Actual-	-2020 Actual-	-2021 Adopted-	-2022 Requested-
PERSONNEL SERVICES						
WAGES AND SALARIES						
6102	F.T. REGULAR-WAGES & SALARIES	5,183,931	5,513,787	5,908,446	6,289,802	6,946,178
6103	FULL TIME-REGULAR-OVERTIME	123,989	146,188	148,960	109,000	131,700
6104	PART TIME-WAGES & SALARIES	462,116	496,943	539,851	642,109	580,139
6105	TEMPORARY-WAGES & SALARIES	152,872	125,768	167,447	261,674	225,160
6106	OVERTIME-TEMPORARY	1,404	926	259	-	-
6107	OVERTIME-PART TIME	-	1,905	1,408	-	-
WAGES AND SALARIES		5,924,312	6,285,516	6,766,371	7,302,585	7,883,177
OTHER GROSS EARNINGS						
6108	SEVERANCE PAY	33,314	45,355	-	-	-
OTHER GROSS EARNINGS		33,314	45,355	-	-	-
EMPLOYER CONTRIBUTIONS						
6121	PERA CONTRIBUTIONS	612,622	678,558	754,905	806,715	877,078
6122	FICA/MEDICARE CONTRIBUTIONS	298,253	315,349	327,544	381,207	411,634
6123	ICMA RETIREMENT TRUST	2,000	2,000	2,000	2,000	2,000
6131	GROUP INSURANCE	598,674	683,256	764,786	832,466	899,555
6132	DISABILITY INSURANCE	1,284	1,313	1,313	1,300	1,300
6133	WORKERS COMP INSURANCE PREMIUM	179,180	205,620	242,334	240,108	303,424
EMPLOYER CONTRIBUTIONS		1,692,013	1,886,097	2,092,882	2,263,796	2,494,991
PERSONNEL SERVICES Total		7,649,639	8,216,968	8,859,253	9,566,381	10,378,168
SUPPLIES						
OFFICE SUPPLIES						
6203	DUPLICATING SUPPLY & COPY PAPER	3,596	2,174	4,725	4,000	4,500
6204	STATIONERY, ENVELOPES & FORMS	4,764	4,725	4,784	6,200	6,500
6205	DRAFTING SUPPLIES	-	-	-	200	-
6206	FILM, MICROFILM, TAPES, DISKS	1,150	1,983	837	1,400	1,900
6207	TRAINING SUPPLIES	1,951	2,565	3,609	3,400	3,550
6208	MISCELLANEOUS OFFICE SUPPLIES	15,744	12,357	9,440	16,150	13,300
OFFICE SUPPLIES		27,205	23,804	23,395	31,350	29,750
OPERATING SUPPLIES						
6221	CLEANING SUPPLIES	1,946	1,503	1,391	3,000	3,000
6223	GASOLINE	108,942	105,124	98,273	109,900	112,500
6225	DIESEL FUEL	44,225	57,591	39,882	52,000	54,000
6227	LUBRICANTS & ADDITIVES	4,011	6,247	4,486	5,100	5,600
6229	SHOP MATERIALS	4,008	2,537	4,149	5,200	5,700
6231	UNIFORMS & TURN-OUT GEAR	56,745	63,103	104,570	81,500	116,750
6233	BATTERIES	1,105	1,071	652	2,500	2,000
6235	AMMUNITION	7,135	9,386	15,970	8,500	12,000
6237	CRIME SCENE KIT MATERIALS	894	669	368	1,000	1,000
6239	FIRST AID SUPPLIES	17,964	2,560	12,345	6,000	10,300
6241	COMMUNITY POLICING SUPPLIES	4,880	7,750	10,310	7,000	9,000
6247	HAPPY DAYS SUPPLIES	11,750	12,000	-	7,000	7,000
6249	MISCELLANEOUS OPERATING SUPPLY	114,828	113,972	118,336	121,250	134,200
6246	MARKETING	1,391	1,210	-	3,000	3,000
OPERATING SUPPLIES		379,822	384,725	410,732	412,950	476,050
REPAIR AND MAINTENANCE SUPPLIES						
6251	BATTERIES	2,051	812	678	3,000	3,000
6253	BRAKES	2,281	2,342	3,421	3,000	3,000
6255	TIRES	6,427	7,271	7,458	7,500	8,000
6257	OTHER VEHICLE PARTS	99,426	98,407	122,447	106,000	114,000
6259	BUILDING MAINT/REPAIR SUPPLIES	3,852	14,227	4,028	21,000	42,500
6261	SAND & GRAVEL	2,355	4,726	2,907	4,000	4,000
6263	SALT	72,544	97,334	92,362	78,528	112,000
6265	ASPHALT	53,060	107,676	120,283	116,000	129,000
6266	SCBA-PARTS	2,292	4,843	4,679	6,000	6,000
6267	OTHER STREET MAINTENANCE SUPPL	4,279	7,353	4,798	5,700	5,800
6269	LANDSCAPE MATERIALS	28,460	24,972	18,304	29,500	37,500
6271	SIGN REPAIR MATERIALS	-	121	382	2,000	2,000
6275	OTHER EQUIPMENT PARTS	4,362	6,158	662	6,100	6,100
6268	IRRIGATION SUPPLIES	15,111	9,317	13,000	15,000	15,000
REPAIR AND MAINTENANCE SUPPLIES		296,500	385,559	395,411	403,328	487,900
SMALL TOOLS AND MINOR EQUIPMENT						
6282	EMERGENCY SUPPLIES - COVID	-	-	436,995	-	-
6281	SMALL TOOLS & MINOR EQUIPMENT	85,622	118,464	147,294	133,400	288,600
SMALL TOOLS AND MINOR EQUIPMENT		85,622	118,464	584,290	133,400	288,600
MERCHANDISE FOR RESALE						
6291	CULVERTS, SIGNS, STREET SUPPLY	-	505	50	200	200

MERCHANDISE FOR RESALE	-	505	50	200	200
SUPPLIES Total	789,149	913,056	1,413,878	981,228	1,282,500
OTHER SERVICES & CHARGES					
PROFESSIONAL SERVICES					
6302	AUDITING & ACCOUNTING SERVICES	34,235	36,580	36,455	39,000
6304	LEGAL FEES	120,873	151,343	123,305	125,000
6305	MEDICAL/PSYCHOLOGICAL FEES	9,391	6,425	-	-
6306	PERSONNEL TESTING & RECRUITMT	1,598	800	14,042	16,050
6315	MISCELLANEOUS PROFESSIONAL SER	435,732	422,044	392,060	274,000
PROFESSIONAL SERVICES		601,829	617,192	565,862	454,050
COMMUNICATION					
6321	TELEPHONE	18,190	17,842	15,787	16,900
6322	POSTAGE	18,564	17,517	16,852	22,355
6323	CELLULAR PHONES	34,945	33,701	35,590	47,150
6325	LONG DISTANCE CHARGES	-	-	-	-
COMMUNICATION		71,699	69,060	68,229	86,405
EMPLOYEE REIMBURSEMENTS					
6331	TRAVEL & LODGING	8,416	11,972	3,012	13,300
6334	MILEAGE REIMBURSEMENT	296	639	170	950
6335	TRAINING	76,598	91,174	71,345	107,750
EMPLOYEE REIMBURSEMENTS		85,310	103,785	74,528	122,000
ADVERTISING AND PUBLISHING					
6352	GENERAL NOTICE & PUBLIC INFOR	40,224	34,969	30,311	36,500
6353	ORDINANCE PUBLICATION	941	876	2,575	2,000
6354	HELP WANTED ADVERTISEMENTS	3,850	2,305	1,905	2,500
ADVERTISING AND PUBLISHING		45,015	38,150	34,790	41,000
INSURANCE					
6361	GENERAL LIABILITY/PROPERTY INS	127,215	145,692	154,021	189,510
INSURANCE		127,215	145,692	154,021	189,510
UTILITIES					
6371	ELECTRIC UTILITIES	161,824	153,221	158,084	193,200
6372	WATER/IRRIGATION	19,775	15,205	22,127	23,000
6373	GAS	44,072	45,139	33,540	66,000
6374	REFUSE/RECYCLING	12,728	12,945	12,803	13,400
UTILITIES		238,398	226,511	226,554	295,600
REPAIRS AND MAINTENANCE - LABOR					
6381	BUILDING & STRUCTURE REPAIR	33,741	19,827	27,600	46,200
6382	MACHINERY & EQUIPMENT REPAIR	43,700	33,424	28,075	55,500
6383	OFFICE EQUIPMENT REPAIR	-	-	-	-
6386	BRAKE REPAIR	-	-	-	-
6387	TIRE MOUNTING & BALANCING	278	160	300	400
6388	OTHER VEHICLE REPAIR	71,178	102,635	72,106	83,500
6389	TOWING SERVICES	3,224	1,623	2,037	3,000
REPAIRS AND MAINTENANCE - LABOR		152,122	157,669	130,118	188,600
REPAIRS AND MAINTENANCE - CONTRACTS					
6404	MACHINERY & EQUIPMENT	1,221	1,332	1,332	1,500
6405	OFFICE & DATA PROCESSING EQUIP	336,747	344,102	366,660	459,328
REPAIRS AND MAINTENANCE - CONTRACTS		337,968	345,433	367,991	460,828
RENTALS					
6413	OFFICE EQUIPMENT RENTAL	5,966	4,837	5,995	6,000
6415	OTHER EQUIPMENT RENTAL	93,483	119,147	36,671	112,125
6416	MACHINERY RENTAL	-	275	-	300
6417	UNIFORM RENTAL	1,530	1,948	1,710	800
RENTALS		100,979	126,208	44,376	119,225
DUES, SUBSCRIPTIONS, AND REGISTRATION FEES					
6451	MEMBERSHIP DUES	57,608	58,318	48,325	49,812
6452	SUBSCRIPTIONS	799	2,238	1,321	1,900
DUES, SUBSCRIPTIONS, AND REGISTRATION FEES		58,407	60,556	49,647	51,712
BOOKS AND PAMPHLETS					
6471	BOOKS & PAMPHLETS	3,055	862	2,331	3,300
BOOKS AND PAMPHLETS		3,055	862	2,331	3,300
CONTRACTED SERVICES					
6488	STREET MAINTENANCE CONTRACT	467,265	237,483	500,000	500,000
6489	OTHER CONTRACTED SERVICES	345,273	373,918	408,019	373,000
CONTRACTED SERVICES		812,538	611,401	908,019	873,000
OTHER SERVICES & CHARGES Total		2,634,535	2,502,520	2,626,465	2,639,166
CAPITAL OUTLAY					
CAPITAL OUTLAY					
6520	BUILDINGS	-	-	-	-
6540	HEAVY MACHINERY	220,423	185,980	42,861	265,800

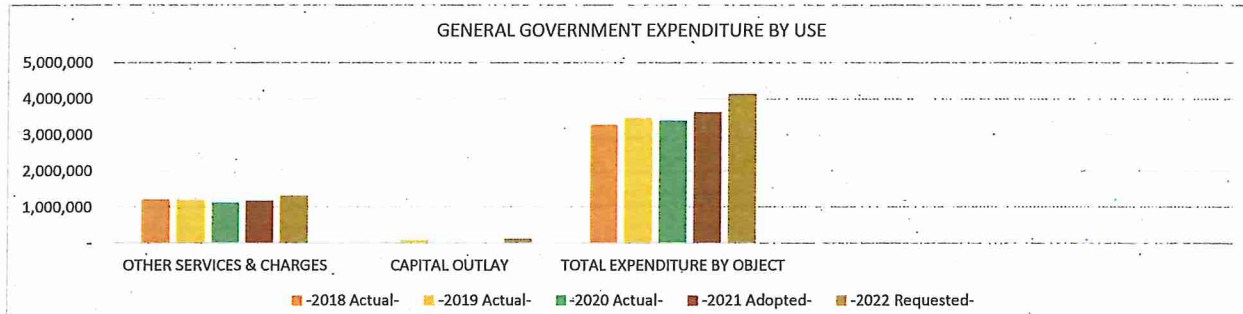
6550	MOTOR VEHICLES	98,487	145,289	351,094	399,000	185,000
6580	OTHER EQUIPMENT	247,045	136,289	48,692	397,700	204,000
6585	COMPUTER HARDWARE/SOFTWARE	-	81,526	24,423	18,000	70,000
CAPITAL OUTLAY		565,955	549,084	467,070	1,090,200	724,800
CAPITAL OUTLAY Total		565,955	549,084	467,070	1,090,200	724,800
TRANSFERS OUT						
OPERATING TRANSFERS						
6820	OPERATING TRANSFERS TO OTHER F	643,832	575,817	1,376,215	106,373	106,373
OPERATING TRANSFERS		643,832	575,817	1,376,215	106,373	106,373
TRANSFERS OUT Total		643,832	575,817	1,376,215	106,373	106,373
DEBT SERVICE						
DEBT SERVICE						
6603	OTHER L.T. OBLIGATION PRINCIPA	61,853	61,853	61,853	-	-
DEBT SERVICE		61,853	61,853	61,853	-	-
DEBT SERVICE Total		61,853	61,853	61,853	-	-
TOTAL EXPENDITURES & OTHER FINANCING		12,344,964	12,819,298	14,804,733	14,383,348	15,377,071

FUND: GENERAL

Business Unit	2020 Actual	2021 Adopted Budget	2022 Requested Budget
REVENUE			
9101 - GENERAL FUND REVENUE	15,656,715	14,383,348	15,377,071
TOTAL REVENUE	15,656,715	14,383,348	15,377,071

EXPENDITURES			
111 - MAYOR AND COUNCIL	104,534	108,872	114,078
114 - COMMISSIONS	3,213	4,483	4,486
130 - ADMINISTRATION	795,368	858,631	897,753
141 - ELECTIONS	53,763	19,845	55,703
153 - FINANCE	379,167	393,205	384,736
155 - ASSESSING	147,722	150,500	150,000
161 - LEGAL SERVICES	124,533	133,600	126,600
191 - PLANNING AND ZONING	653,382	747,219	789,374
192 - DATA PROCESSING	582,467	604,570	891,655
194 - GENERAL GOVERNMENT BUILDINGS	501,162	554,662	672,698
195 - NEWSLETTER	45,123	54,359	53,282
211 - POLICE PROTECTION	4,122,916	4,441,253	5,045,287
220 - FIRE PROTECTION	1,384,635	1,299,675	1,218,141
240 - BUILDING INSPECTION	519,585	460,744	525,390
250 - CIVIL DEFENSE	2,288	13,350	43,350
260 - TRAFFIC ENGINEERING	68,686	117,193	111,958
270 - ANIMAL CONTROL	993	4,750	3,250
280 - COMMUNITY ORIENTING POLICING	13,092	13,775	14,675
301 - ENGINEERING	383,947	433,803	493,604
311 - STREET MAINTENANCE	1,336,038	1,992,847	1,801,604
312 - SNOW AND ICE REMOVAL	289,211	314,349	355,831
452 - PARK AND RECREATION	1,418,871	1,481,290	1,492,243
455 - COMMUNITY PROGRAMS	-	-	-
461 - ENVIRONMENTAL SERVICES	-	-	-
892 - MISCELLANEOUS/CONTINGENCY	1,875,063	180,373	131,373
TOTAL EXPENDITURES	14,805,758	14,383,348	15,377,071

EXPENDITURE BY OBJECT SUMMARY	-2018 Actual-	-2019 Actual-	-2020 Actual-	-2021 Adopted-	-2022 Requested-
PERSONNEL SERVICES	1,952,471	2,064,540	2,140,494	2,304,417	2,540,509
SUPPLIES	115,396	120,179	98,236	127,550	148,400
OTHER SERVICES & CHARGES	1,212,768	1,201,658	1,127,282	1,179,979	1,321,456
CAPITAL OUTLAY	-	81,526	24,423	18,000	130,000
TOTAL EXPENDITURE BY OBJECT	3,280,635	3,467,904	3,390,435	3,629,946	4,140,365



LINE ITEM DETAIL BY COST CENTER OR SUB-FUNCTION

GENERAL GOVERNMENT 111-195

EXPENDITURE BY OBJECT RECAP ALL SUB-FUNCTIONS		-2018 Actual-	-2019 Actual-	-2020 Actual-	-2021 Adopted-	-2022 Requested-
PERSONNEL SERVICES						
WAGES AND SALARIES						
6102	F.T. REGULAR-WAGES & SALARIES	1,362,167	1,432,355	1,520,613	1,595,870	1,791,308
6103	FULL TIME-REGULAR-OVERTIME	5,289	2,645	4,762	-	1,700
6104	PART TIME-WAGES & SALARIES	110,163	154,597	120,512	158,917	129,252
6105	TEMPORARY-WAGES & SALARIES	55,266	31,496	37,425	43,120	56,460
6107	OVERTIME-PART TIME	-	1,905	1,408	-	-
TOTAL WAGES AND SALARIES		1,532,885	1,622,998	1,684,720	1,797,907	1,978,720
OTHER GROSS EARNINGS						
6108	SEVERANCE PAY	22,741	14,464	-	-	-
TOTAL OTHER GROSS EARNINGS		22,741	14,464	-	-	-
EMPLOYER CONTRIBUTIONS						
6121	PERA CONTRIBUTIONS	105,289	112,726	117,717	129,441	138,163
6122	FICA/MEDICARE CONTRIBUTIONS	110,784	117,515	119,590	145,102	156,546
6123	ICMA RETIREMENT TRUST	2,000	2,000	2,000	2,000	2,000
6131	GROUP INSURANCE	165,274	178,168	197,561	210,337	239,019
6133	WORKERS COMP INSURANCE PREMIUM	13,499	16,670	18,906	19,630	26,061
TOTAL EMPLOYER CONTRIBUTIONS		396,845	427,079	455,775	506,510	561,789
Total PERSONNEL SERVICES		1,952,471	2,064,540	2,140,494	2,304,417	2,540,509
SUPPLIES						
OFFICE SUPPLIES						
6203	DUPLICATING SUPPLY & COPY PAPER	3,596	2,174	4,725	4,000	4,500
6204	STATIONERY, ENVELOPES & FORMS	2,870	1,472	1,242	3,100	3,400
6206	FILM, MICROFILM, TAPES, DISKS	-	-	-	-	-
6208	MISCELLANEOUS OFFICE SUPPLIES	10,084	4,052	5,918	7,700	6,650
TOTAL OFFICE SUPPLIES		16,550	7,698	11,886	14,800	14,550
OPERATING SUPPLIES						
6221	CLEANING SUPPLIES	1,946	1,503	1,391	3,000	3,000
6223	GASOLINE	3,111	2,466	1,543	3,000	3,500
6225	DIESEL FUEL	978	793	758	1,000	1,000
6231	UNIFORMS & TURN-OUT GEAR	2,278	1,605	2,269	1,850	2,000
6247	HAPPY DAYS SUPPLIES	11,750	12,000	-	7,000	7,000
6249	MISCELLANEOUS OPERATING SUPPLY	42,942	32,969	35,036	38,300	42,850
6246	MARKETING	1,391	1,210	-	3,000	3,000
TOTAL OPERATING SUPPLIES		64,396	52,547	40,997	57,150	62,350
REPAIR AND MAINTENANCE SUPPLIES						
6257	OTHER VEHICLE PARTS	1,168	4,101	623	1,500	1,500
6259	BUILDING MAINT/REPAIR SUPPLIES	3,067	4,001	1,994	6,000	7,000
TOTAL REPAIR AND MAINTENANCE SUPPLIES		4,236	8,103	2,617	7,500	8,500
SMALL TOOLS AND MINOR EQUIPMENT						
6281	SMALL TOOLS & MINOR EQUIPMENT	30,214	51,832	42,736	48,100	63,000
TOTAL SMALL TOOLS AND MINOR EQUIPMENT		30,214	51,832	42,736	48,100	63,000
Total SUPPLIES		115,396	120,179	98,236	127,550	148,400
OTHER SERVICES & CHARGES						
PROFESSIONAL SERVICES						
6302	AUDITING & ACCOUNTING SERVICES	30,485	32,680	32,405	39,000	35,000
6304	LEGAL FEES	120,873	151,343	123,305	132,000	125,000
6305	MEDICAL/PSYCHOLOGICAL FEES	9,391	6,425	-	-	-
6306	PERSONNEL TESTING & RECRUITMT	1,598	800	14,042	6,000	16,050
6315	MISCELLANEOUS PROFESSIONAL SER	198,252	148,577	110,803	54,735	80,500
TOTAL PROFESSIONAL SERVICES		360,599	339,824	280,554	231,735	256,550
COMMUNICATION						
6321	TELEPHONE	10,829	10,261	8,838	11,550	16,900
6322	POSTAGE	15,031	13,119	14,202	16,600	16,605
6323	CELLULAR PHONES	6,878	5,136	4,554	7,300	47,150
6325	LONG DISTANCE CHARGES	-	-	-	-	-
TOTAL COMMUNICATION		32,738	28,515	27,594	35,450	80,655

EMPLOYEE REIMBURSEMENTS						
6331	TRAVEL & LODGING	2,700	7,938	155	8,000	6,000
6334	MILEAGE REIMBURSEMENT	2	111	-	700	200
6335	TRAINING	12,514	19,771	7,611	21,500	23,000
TOTAL EMPLOYEE REIMBURSEMENTS		15,215	27,820	7,765	30,200	29,200
ADVERTISING AND PUBLISHING						
6352	GENERAL NOTICE & PUBLIC INFOR	40,224	34,969	30,311	38,600	36,500
6353	ORDINANCE PUBLICATION	941	876	2,575	2,000	2,000
6354	HELP WANTED ADVERTISEMENTS	3,850	2,305	1,905	3,500	2,500
TOTAL ADVERTISING AND PUBLISHING		45,015	38,150	34,790	44,100	41,000
INSURANCE						
6361	GENERAL LIABILITY/PROPERTY INS	29,491	33,983	34,162	35,860	44,660
TOTAL INSURANCE		29,491	33,983	34,162	35,860	44,660
UTILITIES						
6371	ELECTRIC UTILITIES	98,140	90,508	94,612	100,000	100,000
6372	WATER/IRRIGATION	3,044	2,057	2,853	4,000	4,000
6373	GAS	28,789	29,313	20,395	30,000	30,000
6374	REFUSE/RECYCLING	3,882	4,790	5,230	5,000	5,300
TOTAL UTILITIES		133,854	126,668	123,090	139,000	139,300
REPAIRS AND MAINTENANCE - LABOR						
6381	BUILDING & STRUCTURE REPAIR	12,463	7,641	9,855	20,000	22,000
6382	MACHINERY & EQUIPMENT REPAIR	12,587	11,461	12,554	20,000	22,000
6388	OTHER VEHICLE REPAIR	1,771	1,845	343	1,500	1,500
TOTAL REPAIRS AND MAINTENANCE - LABOR		26,821	20,947	22,752	41,500	45,500
REPAIRS AND MAINTENANCE - CONTRACTS						
6405	OFFICE & DATA PROCESSING EQUIP	295,378	302,488	314,997	337,000	394,794
TOTAL REPAIRS AND MAINTENANCE - CONTRACTS		295,378	302,488	314,997	337,000	394,794
RENTALS						
6415	OTHER EQUIPMENT RENTAL	-	-	-	-	-
TOTAL RENTALS		-	-	-	-	-
DUES, SUBSCRIPTIONS, AND REGISTRATION FEES						
6451	MEMBERSHIP DUES	49,518	51,387	39,559	39,634	38,897
6452	SUBSCRIPTIONS	799	1,551	1,280	1,500	1,900
TOTAL DUES, SUBSCRIPTIONS, AND REGISTRATION FEES		50,317	52,938	40,840	41,134	40,797
BOOKS AND PAMPHLETS						
6471	BOOKS & PAMPHLETS	-	155	-	-	-
TOTAL BOOKS AND PAMPHLETS		-	155	-	-	-
CONTRACTED SERVICES						
6489	OTHER CONTRACTED SERVICES	223,340	230,169	240,738	244,000	249,000
TOTAL CONTRACTED SERVICES		223,340	230,169	240,738	244,000	249,000
Total OTHER SERVICES & CHARGES		1,212,768	1,201,658	1,127,282	1,179,979	1,321,456
CAPITAL OUTLAY						
CAPITAL OUTLAY						
6520	BUILDINGS	-	-	-	-	-
6550	MOTOR VEHICLES	-	-	-	-	45,000
6580	OTHER EQUIPMENT	-	-	-	-	15,000
6585	COMPUTER HARDWARE/SOFTWARE	-	81,526	24,423	18,000	70,000
TOTAL CAPITAL OUTLAY		-	81,526	24,423	18,000	130,000
Total CAPITAL OUTLAY		-	81,526	24,423	18,000	130,000
TOTAL EXPENDITURES & OTHER FINANCING		3,280,635	3,467,904	3,390,435	3,629,946	4,140,365

FUND GENERAL

DEPARTMENT: MAYOR AND COUNCIL
 FUNCTION: GENERAL GOVERNMENT

BUDGET SUMMARY:							
Business Unit	Object Account	Description	2018 Actual	2019 Actual	2020 Actual	2021 Adopted Budget	2022 Requested Budget
0111	6104	PART TIME-WAGES & SALARIES	31,412	36,932	33,605	44,000	38,000
0111	6121	PERA CONTRIBUTIONS	600	775	1,002	900	1,000
0111	6122	FICA/MEDICARE CONTRIBUTIONS	2,403	2,838	2,571	3,366	2,907
0111	6131	GROUP INSURANCE	3,171	3,648	7,895		
0111	6133	WORKERS COMP INSURANCE PREMIUM	98	130	148	242	224
0111	6247	HAPPY DAYS	11,750	12,000	-	7,000	7,000
0111	6249	MISCELLANEOUS OPERATING SUPPLY	12,698	11,485	6,530	13,000	13,000
0111	6315	MISCELLANEOUS PROFESSIONAL SER	16,740	-	15,170		15,500
0111	6322	POSTAGE	-	-	-	-	-
0111	6331	TRAVEL & LODGING	1,331	2,268	136	3,000	1,000
0111	6335	TRAINING	56	753	903	2,500	1,000
0111	6361	GENERAL LIABILITY/PROPERTY INS	1,148	1,177	1,070	1,300	1,350
0111	6451	MEMBERSHIP DUES	44,482	46,963	35,504	33,564	33,097
Total Expenditure			125,890	118,969	104,534	108,872	114,078

PERSONNEL COMPLEMENT

Mayor	1.00	1.00	1.00	1.00	1.00
Council	6.00	6.00	6.00	6.00	6.00
Mayor and Council Total	7.00	7.00	7.00	7.00	7.00

6249 Miscellaneous Operating Supplies

Mayor's Prayer Breakfast	400	400	-	400	400
Meals for Council Work sessions	3,491	2,861	3,435	4,000	4,000
Anoka Area Chamber of Commerce	600	-	620	600	600
Holiday Party	2,439	3,153	2,193	2,750	2,750
Tree Lighting	750	1,400	-	750	750
Gala/Fundraising Events	2,000	1,340	-	2,000	2,000
Miscellaneous	3,018	2,331	282	2,500	2,500
	12,698	11,485	6,530	13,000	13,000

6315 Miscellaneous Professional Services

Citizen Survey	16,740	-	15,170	-	15,500
	16,740	-	15,170	-	15,500

6451 Dues

Anoka County Mediation Services	2,883	2,882	-	-	-
Mississippi River Cities & Towns Initiatives (MRCTI)	3,000	-	-	-	-
North Metro Mayors Association	12,008	12,008	11,768	12,200	11,417
North Metro Chamber (EDA)	370	660	-	-	-
Missippi/Champlin Streamgagge Agreement	-	-	620	334	350
Anoka Area Chamber of Commerce (EDA)	410	410	410	-	-
Association of Metro Municipalities	4,155	8,429	-	-	-
League of Minnesota Cities	19,765	20,627	20,723	21,000	21,300
MN Mayors Assoc	30	30	30	30	30
Metro Cities	-	-	-	-	-
National League of Cities	1,861	1,917	1,953	-	-
	44,482	46,963	35,504	33,564	33,097

DESCRIPTION OF SERVICES:

The Mayor and Council budget provides for legislative and policy making activities of the city on behalf of the citizens of Ramsey. They provide for the planning and control of all financial activities including approving the tax levy, rates and charges, and approval of expenditures.

BUDGET HIGHLIGHTS	
<ul style="list-style-type: none"> • Bi-Annual Survey • 	

GOALS OF CURRENT YEAR BUDGET:	
<ul style="list-style-type: none"> • Establish and implement a Strategic Action Plan • Establish legislative priorities for the City • Maintain a stable tax levy rate • Advocate for Highway 10 Improvements at the State and Federal Level 	

Performance Measurements:					
	2018 Actual	2019 Actual	2020 Actual	2021 Estimate	2022 Projected
Tax Levy Rate	41.73%	40.35%	39.59%	39.01%	TBD

Business Unit	Object Account	Description	2018 Actual	2019 Actual	2020 Actual	2021 Adopted Budget	2022 Requested Budget
0114	6105	TEMPORARY-WAGES & SALARIES	3,785	3,335	2,940	4,000	4,000
0114	6122	FICA/MEDICARE CONTRIBUTIONS	300	255	225	383	383
0114	6133	WORKERS COMP INSURANCE PREMIUM	18	16	15	40	43
0114	6322	POSTAGE	-	-	-	-	-
0114	6361	GENERAL LIABILITY/PROPERTY INS	38	36	33	60	60
Total Expenditure			4,141	3,642	3,213	4,483	4,486

PERSONNEL COMPLEMENT

Charter Commission Members	9.00	9.00	9.00	9.00	9.00
Planning Commission Members	7.00	7.00	7.00	7.00	7.00
Commission Total	16.00	16.00	16.00	16.00	16.00

DESCRIPTION OF SERVICES:

The Commissions budget provides council-appointed committee members tasked to review and provide feedback on city plans, initiatives, and policies. Commissions include: Charter Commission, Economic Development Authority Commission, Environmental Policy Board Commission, Parks and Recreation Commission, and Planning Commission.

BUDGET HIGHLIGHTS

- No Major Changes

GOALS OF CURRENT YEAR BUDGET:

Assist the City Council in the implementation of the City's 3-Year Strategic Action Plan
 Implement individual commissions' work plans and missions
 Implement and manage individual commissions' budgets

Performance Measurements:

	2018 Actual	2019 Actual	2020 Actual	2021 Projected	2022 Projected
# of Meetings: Charter Commission	1	2	1	2	2
# of Meetings: Economic Development Authority Commission	12	10	12	12	12
# of Meetings: Environmental Policy Board Commission	10	10	10	11	11
# of Meetings: Parks and Recreation Commission	9	11	11	10	10
# of Meetings: Planning Commission	16	13	15	17	17
# of Meetings: City Council Regular Session	23	23	23	23	23
# of Meetings: City Council Work Session	26	31	26	25	25
# of Meetings: Public Works Committee	10	9	10	8	8

FUND GENERAL

DEPARTMENT: ADMINISTRATION
 FUNCTION: GENERAL GOVERNMENT

Business Unit	Object Account	Description	2018 Actual	2019 Actual	2020 Actual	2021 Adopted Budget	2022 Requested Budget
0130	6102	F.T. REGULAR-WAGES & SALARIES	512,646	497,636	524,501	541,682	564,841
0130	6103	FULL TIME-REGULAR-OVERTIME	1,116	261	1,315		
0130	6104	PART TIME-WAGES & SALARIES	30,124	36,677	580		
0130	6105	TEMPORARY-WAGES & SALARIES	8,653	9,685	-	14,560	17,460
0130	6108	SEVERANCE PAY	22,741	14,464			
0130	6121	PERA CONTRIBUTIONS	37,440	36,244	38,391	41,796	44,123
0130	6122	FICA/MEDICARE CONTRIBUTIONS	40,475	38,717	37,053	46,814	49,161
0130	6123	ICMA RETIREMENT TRUST	2,000	2,000	2,000	2,000	2,000
0130	6131	GROUP INSURANCE	62,195	58,925	73,945	78,251	78,187
0130	6133	WORKERS COMP INSURANCE PREMIUM	3,144	3,007	3,210	4,458	4,878
0130	6203	DUPLICATING SUPPLY & COPY PAPER	3,596	2,174	4,725	4,000	4,500
0130	6204	STATIONERY, ENVELOPES & FORMS	2,240	1,039	870	2,300	2,800
0130	6208	MISCELLANEOUS OFFICE SUPPLIES	8,934	3,046	3,455	6,000	5,000
0130	6246	MARKETING	1,391	1,210	-	3,000	3,000
0130	6249	MISCELLANEOUS OPERATING SUPPLY	6,115	4,305	6,527	6,500	6,500
0130	6305	MEDICAL/PSYCHOLOGICAL FEES	9,391	6,425	-	-	-
0130	6306	PERSONNEL TESTING	1,598	800	14,042	6,000	16,050
0130	6315	MISCELLANEOUS PROFESSIONAL SER	66,292	44,262	52,159	50,000	55,000
0130	6321	TELEPHONE	1,518	1,006	1,044	1,600	-
0130	6322	POSTAGE	391	356	424	1,000	1,000
0130	6323	CELLULAR PHONES	2,566	1,397	883	2,500	-
0130	6331	TRAVEL & LODGING	975	4,409	-	3,500	3,500
0130	6334	MILEAGE REIMBURSEMENT	-	111	-	200	200
0130	6335	TRAINING	9,877	14,233	4,787	12,500	15,000
0130	6352	GENERAL NOTICE & PUBLIC INFOR	495	285	570	1,000	1,000
0130	6353	ORDINANCE PUBLICATION	941	876	2,575	2,000	2,000
0130	6354	HELP WANTED ADVERTISEMENTS	3,850	2,305	1,905	3,500	2,500
0130	6361	GENERAL LIABILITY/PROPERTY INS	7,876	8,008	8,108	9,000	10,000
0130	6405	OFFICE & DATA PROCESSING EQUIP	9,792	14,129	9,462	11,000	5,153
0130	6451	MEMBERSHIP DUES	3,053	3,247	2,418	2,970	3,000
0130	6452	SUBSCRIPTIONS	343	764	421	500	900
0130	6489	OTHER CONTRACTED SERVICES	-	-	-	-	-
Total Expenditure			861,767	812,003	795,368	858,631	897,753

PERSONNEL COMPLEMENT

City Administrator	1.00	1.00	1.00	1.00	1.00
Assistant City Administrator/Econ Dev Dir	1.00	-	-	-	-
Human Resources Manager	1.00	-	-	-	-
Director of Administrative Services	-	1.00	1.00	1.00	1.00
City Clerk	0.50	0.50	-	-	-
Deputy City Clerk	-	-	-	1.00	1.00
HR Generalist	-	-	1.00	1.00	1.00
Administrative Clerks	1.00	1.00	1.00	1.00	1.00
Mgmt Intern	0.50	0.50	0.50	0.50	-
Administrative Assistant	1.50	1.73	1.00	-	-
Public Information & Events Specialist	1.00	1.00	1.00	1.00	1.00
Receptionist	1.00	1.00	1.00	1.00	1.50
Administration Total	8.50	7.73	7.50	7.50	7.50

6249 Miscellaneous Operating Supplies

Employee Recognition	2,810	1,813	1,703	2,900	2,900
Expenses for staff workshops and other misc. operating supplies.	3,305	2,492	4,824	3,600	3,600
	<u>6,115</u>	<u>4,305</u>	<u>6,527</u>	<u>6,500</u>	<u>6,500</u>

6315 Miscellaneous Professional Services

Insurance Agent of Record Annual Fee	6,400	7,000	7,000	7,000	7,000
Excess Liability Insurance Coverage -\$1M for total of \$3M	22,848	-	-	-	-
Flex Spending(admin & deposit)	4,248	4,248	4,301	4,800	4,800
Employee Assistance Program-Cobra/H"SA/Group Health	1,300	1,300	4,211	1,300	2,800
City Code Codification	3,609	1,677	2,016	3,000	3,000
Miscellaneous department charges	4,324	5,417	6,070	7,900	7,900
Recruiting Software	3,000	3,000	3,440	3,500	4,000
Health admin/enrollment	2,900	2,900	4,320	3,500	3,500
Minute Taking	17,663	18,720	20,801	19,000	22,000
	<u>66,292</u>	<u>44,262</u>	<u>52,159</u>	<u>50,000</u>	<u>55,000</u>

6451 Dues

IPMA - National		150	156	150	150
ICMA	1,152	1,200	1,300	1,200	1,200
MCCMA	168	168	338	375	375
MAMA	45	45		45	45
Miscellaneous	1,088	1,084	474	1,200	1,230
HR organizations-misc					
Rotary	600	600	150	-	-
	<u>3,053</u>	<u>3,247</u>	<u>2,418</u>	<u>2,970</u>	<u>3,000</u>

DESCRIPTION OF SERVICES:

The Administration Department is generally responsible for the execution of city policy/ strategic plan as adopted by the City Council, prepares and maintains official records, provides for the licensing of local businesses and activities as required by state law or city ordinance, provides Human Resource services, and generally oversees the coordination of events and communications for the City.

BUDGET HIGHLIGHTS

- Part-Time Receptionist/Secretary: Start 4/1/22: \$20,255
- Remove Admin Intern: (\$16,891)
-
-

GOALS OF CURRENT YEAR BUDGET:

Oversee implementation of the Council Strategic Action Plan and Legislative Priorities
Optimize use of non-city funding through joint projects, grants, and partnerships

Performance Measurements:

	2018 Projected	2019 Projected	2020 Projected	2021 Projected	2022 Projected
Strategic action plan items completed (all departments)	25 of 35	25 of 35	___ of 13		

FUND GENERAL

DEPARTMENT: ELECTIONS
 FUNCTION: GENERAL GOVERNMENT

Business Unit	Object Account	Description	2018 Actual	2019 Actual	2020 Actual	2021 Adopted Budget	2022 Requested Budget
0141	6102	F.T. REGULAR-WAGES & SALARIES	7,550	1,716	5,842		6,000
0141	6103	FULL TIME-REGULAR-OVERTIME	2,189	1,309	1,583		1,700
0141	6104	PART TIME-WAGES & SALARIES	1,615	392	1,562		
0141	6105	TEMPORARY-WAGES & SALARIES	34,516	9,264	34,485	10,000	35,000
0141	6121	PERA CONTRIBUTIONS	730	256	671		671
0141	6122	FICA/MEDICARE CONTRIBUTIONS	843	246	677	765	677
0141	6133	WORKERS COMP INSURANCE PREMIUM	213	57	212	80	400
0141	6208	MISCELLANEOUS OFFICE SUPPLIES	176	-	-	-	-
0141	6249	MISCELLANEOUS OPERATING SUPPLY	5,371	1,184	2,602	-	2,600
0141	6281	SMALL TOOLS & MINOR EQUIPMENT	5,949	7,425	5,476	8,100	8,000
0141	6322	POSTAGE	60	36	105	100	105
0141	6361	GENERAL LIABILITY/PROPERTY INS	547	219	550	500	550
0141	6451	MEMBERSHIP DUES	200	-	-	300	-
0141	6580	OTHER EQUIPMENT	-	-	-	-	-
Total Expenditure			59,959	22,103	53,763	19,845	55,703

DESCRIPTION OF SERVICES:
 The Elections budget provides funds needed to conduct the national, state, and local elections in accordance with statutory requirements.

- BUDGET HIGHLIGHTS**
- Election Year

Performance Measurements:

	2014	2016	2018	2020	2022
Number of Votes	9097	16927	11764	16483	
Number of Voters registered Election Day	15130	17280	15890	17428	
Percent (votes/registered)	60.13%	97.96%	74.03%	94.58%	#DIV/0!
Number of Wards	4	4	4	4	4
Number of Precincts	8	8	8	8	8

Business Unit	Object Account	Description	2018 Actual	2019 Actual	2020 Actual	2021 Adopted Budget	2022 Requested Budget
0153	6102	F.T. REGULAR-WAGES & SALARIES	246,595	256,779	265,330	265,726	265,741
0153	6108	SEVERANCE PAY	-	-	-	-	-
0153	6121	PERA CONTRIBUTIONS	18,175	18,954	19,489	19,929	19,931
0153	6122	FICA/MEDICARE CONTRIBUTIONS	17,834	18,222	19,025	21,540	21,282
0153	6131	GROUP INSURANCE	26,524	28,896	27,432	29,024	24,474
0153	6133	WORKERS COMP INSURANCE PREMIUM	660	1,395	1,568	2,086	2,208
0153	6204	STATIONERY, ENVELOPES & FORMS	630	433	372	800	600
0153	6208	MISCELLANEOUS OFFICE SUPPLIES	112	390	1,861	400	400
0153	6302	AUDITING & ACCOUNTING SERVICES	30,485	32,680	32,405	39,000	35,000
0153	6321	TELEPHONE	343	447	464	500	-
0153	6322	POSTAGE	1,910	1,689	1,574	2,000	2,000
0153	6335	TRAINING	-	225	1,739	3,500	3,500
0153	6352	GENERAL NOTICE & PUBLIC INFOR	527	263	296	600	500
0153	6361	GENERAL LIABILITY/PROPERTY INS	3,200	3,637	3,874	3,800	4,300
0153	6451	MEMBERSHIP DUES	659	544	623	800	800
0153	6489	OTHER CONTRACTED SERVICES	2,877	3,035	3,114	3,500	4,000
Total Expenditure			350,532	367,590	379,167	393,205	384,736

PERSONNEL COMPLEMENT

Finance Director	1.00	1.00	1.00	1.00	1.00
Asst. Finance Director	1.00	1.00	1.00	1.00	1.00
Accountant I	1.00	-	-	-	-
Accountant II	-	1.00	1.00	-	-
Accountant III	-	-	-	1.00	1.00
Accounting Clerk	1.00	-	-	-	1.00
Sr. Accounting Clerk	-	1.00	1.00	1.00	-
Finance Total	4.00	4.00	4.00	4.00	4.00

DESCRIPTION OF SERVICES:

The Finance Department is responsible for financial reporting and budgeting, assessments, cash receipts, accounts receivable, accounts payable, payroll processing, debt service management and investment of all city funds.

BUDGET HIGHLIGHTS

- No expectation of a single audit in 2022
- Reclass 5% Salary of Asst FD to Storm Utility

GOALS OF CURRENT YEAR BUDGET:

- Continued long-term financial planning (5-Year Budget & 10-Year CIP)
- Continued CAFR award recognition
- Ensure compliance with state and federal laws

Performance Measurements:

	2018 Actual	2019 Actual	2020 Actual	2021 Projected	2022 Projected
Average Rate of Return	1.53%	2.18%	2.00%	2.00%	2.00%
Bond Rating	AA+	AA+	AA+	AA+	AA+

FUND GENERAL

DEPARTMENT: **ASSESSING**
 FUNCTION: GENERAL GOVERNMENT

Business Unit	Object Account	Description	2018 Actual	2019 Actual	2020 Actual	2021 Adopted Budget	2022 Requested Budget
0155	6489	OTHER CONTRACTED SERVICES	140,246	143,667	147,722	150,500	150,000
Total Expenditure			140,246	143,667	147,722	150,500	150,000

DESCRIPTION OF SERVICES:
 The Assessing budget provides contractual assessing services provided by Anoka County.

BUDGET HIGHLIGHTS

- No Major Changes

GOALS OF CURRENT YEAR BUDGET:
 Increase number of in-person assessment appraisals to better reflect market values

Performance Measurements:					
	2018 Actual	2019 Actual	2020 Actual	2021 Projected	2022 Projected
Number of Assessed Parcels - Residential Properties	8,717	8,848	8,993	9,128	9,265
Number of Assessed Parcels - Commercial Properties	378	384	383	389	395

FUND GENERAL

DEPARTMENT: LEGAL

FUNCTION: GENERAL GOVERNMENT

Business Unit	Object Account	Description	2018 Actual	2019 Actual	2020 Actual	2021 Adopted Budget	2022 Requested Budget
0161	6304	LEGAL FEES	120,873	151,343	123,305	132,000	125,000
0161	6361	GENERAL LIABILITY/PROPERTY INS	1,092	1,479	1,229	1,600	1,600
Total Expenditure			121,965	152,821	124,533	133,600	126,600

DESCRIPTION OF SERVICES:
 The Legal budget provides for legal counsel to the City Council and city staff, reviews ordinances, resolutions, contracts and other legal documents. The budget also provides for prosecution services. The City's prosecution services are provided by Eckberg, Lammers Attorneys at Law and other legal services are provided by Ratwik, Roszak & Maloney, P.A.

BUDGET HIGHLIGHTS

- No Major Changes

GOALS OF CURRENT YEAR BUDGET:
 Ensure city compliance with all laws

FUND GENERAL

DEPARTMENT: PLANNING AND ZONING
 FUNCTION: GENERAL GOVERNMENT

Business Unit	Object Account	Description	2018 Actual	2019 Actual	2020 Actual	2021 Adopted Budget	2022 Requested Budget
0191	6102	F.T. REGULAR-WAGES & SALARIES	342,609	408,399	446,437	496,679	538,268
0191	6104	PART-TIME WAGES & SALARIES	8,873	31,332	34,004	64,806	65,194
0191	6105	TEMPORARY-WAGES & SALARIES	7,516	9,212	-	14,560	-
0191	6121	PERA CONTRIBUTIONS	25,938	32,796	33,872	41,174	39,250
0191	6122	FICA/MEDICARE CONTRIBUTIONS	26,675	33,750	35,801	46,079	48,284
0191	6131	GROUP INSURANCE	35,865	42,110	39,841	51,328	59,501
0191	6133	WORKERS COMP INSURANCE PREMIUM	2,006	2,415	2,792	3,608	4,877
0191	6208	MISCELLANEOUS OFFICE SUPPLIES	803	464	565	1,000	1,000
0191	6249	MISCELLANEOUS OPERATING SUPPLY	1,091	473	3,551	2,000	3,000
0191	6315	MISCELLANEOUS PROFESSIONAL SER	115,220	104,315	43,474	4,735	10,000
0191	6321	TELEPHONE	432	559	585	750	-
0191	6322	POSTAGE	2,598	481	754	1,500	1,000
0191	6323	CELLULAR PHONES	2,607	2,163	2,267	3,000	-
0191	6325	LONG DISTANCE CHARGES	-	-	-	-	-
0191	6331	TRAVEL & LODGING	394	1,261	19	1,500	1,500
0191	6334	MILEAGE REIMBURSEMENT	2	-	-	500	-
0191	6335	TRAINING	2,581	1,852	90	3,000	3,500
0191	6352	GENERAL NOTICE & PUBLIC INFOR	1,252	1,145	574	2,000	2,000
0191	6361	GENERAL LIABILITY/PROPERTY INS	5,289	6,663	6,884	6,000	9,000
0191	6451	MEMBERSHIP DUES	1,124	633	1,015	2,000	2,000
0191	6452	SUBSCRIPTIONS	456	787	859	1,000	1,000
0191	6471	BOOKS & PAMPHLETS	-	155	-	-	-
0191	6550	VEHICLES	-	155	-	-	-
Total Expenditure			583,331	681,120	653,382	747,219	789,374

PERSONNEL COMPLEMENT

City Planner	2.00	2.00	2.00	1.00	1.00
Planning Manager					1.00
Senior Planner	-	-	1.00	1.00	
Community Development Director	1.00	1.00	-	-	-
Zoning Code Enforcement Officer	-	-	-	1.00	1.00
Deputy City Administrator	-	-	1.00	1.00	1.00
Planning Technician	-	-	-	1.00	1.00
Economic Development Manager	-	1.00	1.00	1.00	1.00
Community Development Assistant	1.00	1.00	0.40	0.40	0.40
Planning Intern	0.50	0.50	0.50	0.50	0.50
Administrative Assistant	-	0.73	0.73	0.73	0.73
Planning & Zoning Total	4.50	6.23	6.63	7.63	7.63

DESCRIPTION OF SERVICES:

The mission of the Community Development Department is to guide residential and commercial growth through comprehensive planning processes and administer the city's building and zoning codes in a equitable and professional manner to promote and sustain public safety, quality of life, and the health and well being of the whole community.

The Planning Division's function is to prepare and implement the City's Comprehensive Plan (the City's land use guide) and comprises of two (2) major functions: long-range land use planning and zoning administration.

BUDGET HIGHLIGHTS

- Reclass Senior Planner to Planning Manager: \$5,624
- Intern Removed: (\$16,891)
-

GOALS OF CURRENT YEAR BUDGET:

- All Land Use Applications processed with 60 days.
- Standard plan review completed within 5 business day (previously 10 business days).
- Improve Responsiveness to Code Violation Complaints
- Improve the image of key nodes and corridors and clean up Highway 10.
- Improve the application process for land use applications.

Performance Measurements:					
	2018 Actual	2019 Actual	2020 Actual	2021 Projected	2022 Projected
Number of Land Use Applications	64	53	43	40	40
Number of Permits	2,681	3,313	3,600	2,500	2,500
Number of Code Enforcement Cases	158	147	183	300	300

FUND GENERAL

DEPARTMENT: DATA PROCESSING
 FUNCTION: GENERAL GOVERNMENT

Business Unit	Object Account	Description	2018 Actual	2019 Actual	2020 Actual	2021 Adopted Budget	2022 Requested Budget
0192	6102	F.T. REGULAR-WAGES & SALARIES	138,336	149,915	158,179	160,316	235,872
0192	6104	PART TIME-WAGES & SALARIES	1,004	-	-	-	-
0192	6121	PERA CONTRIBUTIONS	10,384	11,173	11,761	12,024	17,690
0192	6122	FICA/MEDICARE CONTRIBUTIONS	10,084	11,182	11,752	12,265	18,044
0192	6131	GROUP INSURANCE	21,240	20,645	22,369	23,882	36,330
0192	6133	WORKERS COMP INSURANCE PREMIUM	812	836	967	1,283	2,028
0192	6206	FILM, MICROFILM, TAPES, DISKS	-	-	-	-	-
0192	6208	MISCELLANEOUS OFFICE SUPPLIES	59	153	37	300	250
0192	6249	MISCELLANEOUS OPERATING SUPPLY	2,353	1,060	455	800	750
0192	6281	SMALL TOOLS & MINOR EQUIPMENT	22,974	41,290	34,196	35,000	49,000
0192	6321	TELEPHONE	8,536	8,249	6,746	8,700	16,900
0192	6323	CELLULAR PHONES	-	-	-	-	47,150
0192	6335	TRAINING	-	2,708	91	-	-
0192	6361	GENERAL LIABILITY/PROPERTY INS	4,590	6,070	5,957	6,000	8,000
0192	6374	REFUSE/RECYCLING	-	-	-	-	-
0192	6405	OFFICE & DATA PROCESSING EQUIP	285,585	288,359	305,535	326,000	389,641
0192	6580	OTHER EQUIPMENT	-	-	-	-	-
0192	6585	COMPUTER HARDWARE/SOFTWARE	-	81,526	24,423	18,000	70,000
Total Expenditure			505,957	623,164	582,467	604,570	891,655

PERSONNEL COMPLEMENT

IT Manager	1.00	1.00	1.00	1.00	1
Systems & Security					1
IT Tech	0.73	0.73	1.00	1.00	1
Data Processing Total	1.73	1.73	2.00	2.00	3.00

6405 Office Equipment Contracts

Support	10,000	10,000	4,120	-	-
Financial Support(General Ledger,P/R, S/A, F/A & System Dev)(LOGIS)	93,222	93,222	100,741	108,545	99,970
PIMS System Support (LOGIS)	35,169	35,169	44,271	46,115	47,875
GIS (LOGIS)	38,500	38,500	42,753	48,415	50,115
Laser Fiche Licensing	7,000	7,000	8,000	8,000	14,250
Licensing/maintenance through Logis	62,287	65,417	58,783	57,290	20,011
Other Licensing/Maintenance					25,180
Internet (Included in LOGIS Support)	12,344	12,344	15,219	16,660	17,560
Server Backup/Hosting LOGIS			26,648	35,975	39,790
Copier/Printer Support	4,000	5,180	5,000	5,000	13,849
Phone Support					6,041
LaserFische Upgrade					55,000
Website Annual Fee	23,063	21,527			
	285,585	288,359	305,535	326,000	389,641

6585 Computer Hardware / Software

Server Virtualization		81,526	24,423		
4 Printers (Upper Workroom, Lower Workroom, Building & Admin)					40,000
Universal Power Supply					30,000
Police Copiers - File & Patrol Rooms				18,000	
		81,526	24,423	18,000	70,000

DESCRIPTION OF SERVICES:

The Information Technology Department manages and maintains all voice, network and data systems for the city. They also handle long-term project planning, technology implementations and helpdesk support for city staff.

BUDGET HIGHLIGHTS

- Full-time Systems & Security Administrator: \$94,102
- Laserfiche Upgrade cost added to 192.6405 in amount of 55,000.
Ongoing maintenance is 14,250 after first year and future budget will reflect.
- Copier/Printer Support absorbed by cost center 192.6405 from 130/211 to centralize figures-support
- Computer/printers replacements-new, security cameras, etc. : \$20,000 increase
- All Phone & Cell Phone Costs will be recorded under Data Processing (6321, 6323)
- All LOGIS Covered Applications (Financial, PIMS, GIS, Server Backup): \$11,595 increase

GOALS OF CURRENT YEAR BUDGET:

Ensure staff access to tools and resources in order to provide effective services to citizens.
Identify efficiency, security, and cost-saving opportunities that improve/maintain city services using technology & staff.

Performance Measurements:

	2018 Actual	2019 Actual	2020 Actual	2021 Projected	2022 Projected
Number of Physical Servers	8	4	4	2	2
Number of Virtualized Servers	0	7	7	12	14
Number of Desktop PCs / Laptops	160	162	162	173	177
Number of Phones	104	105	105	105	109
Number of Mobile Phones	61	62	62	62	65
Number of Tablets	16	18	18	20	23
Number of Wireless Access Points	8	8	8	11	18

FUND GENERAL

DEPARTMENT: GENERAL GOVERNMT. BUILDINGS
 FUNCTION: GENERAL GOVERNMENT

Business Unit	Object Account	Description	2018 Actual	2019 Actual	2020 Actual	2021 Adopted Budget	2022 Requested Budget
0194	6102	F.T. REGULAR-WAGES & SALARIES	109,443	113,982	116,505	125,638	174,567
0194	6103	FULL TIME-REGULAR-OVERTIME	1,985	1,075	1,864		
0194	6104	PART TIME-WAGES & SALARIES	46,008	49,263	50,761	50,111	26,058
0194	6107	OVERTIME-PART TIME		1,905	1,408		
0194	6121	PERA CONTRIBUTIONS	11,666	12,232	12,245	13,181	15,047
0194	6122	FICA/MEDICARE CONTRIBUTIONS	11,775	11,980	12,171	13,444	15,348
0194	6131	GROUP INSURANCE	19,450	23,944	26,079	27,852	40,527
0194	6133	WORKERS COMP INSURANCE PREMIUM	6,523	8,796	9,975	7,786	11,351
0194	6221	CLEANING SUPPLIES	1,946	1,503	1,391	3,000	3,000
0194	6223	GASOLINE	3,111	2,466	1,543	3,000	3,500
0194	6225	DIESEL FUEL	978	793	758	1,000	1,000
0194	6231	UNIFORMS & TURN-OUT GEAR	2,278	1,605	2,269	1,850	2,000
0194	6249	MISCELLANEOUS OPERATING SUPPLY	15,313	14,463	15,371	16,000	17,000
0194	6257	OTHER VEHICLE PARTS	1,168	4,101	623	1,500	1,500
0194	6259	BUILDING MAINT/REPAIR SUPPLIES	3,067	4,001	1,994	6,000	7,000
0194	6275	OTHER EQUIPMENT PARTS	-	-			
0194	6281	SMALL TOOLS & MINOR EQUIPMENT	1,291	3,117	3,064	5,000	6,000
0194	6323	CELLULAR PHONES	1,705	1,575	1,403	1,800	-
0194	6361	GENERAL LIABILITY/PROPERTY INS	5,217	6,210	5,995	7,000	9,000
0194	6371	ELECTRIC UTILITIES	98,140	90,508	94,612	100,000	100,000
0194	6372	WATER/IRRIGATION	3,044	2,057	2,853	4,000	4,000
0194	6373	GAS	28,789	29,313	20,395	30,000	30,000
0194	6374	REFUSE/RECYCLING	3,882	4,790	5,230	5,000	5,300
0194	6381	BUILDING & STRUCTURE REPAIR	12,463	7,641	9,855	20,000	22,000
0194	6382	MACHINERY & EQUIPMENT REPAIR	12,587	11,461	12,554	20,000	22,000
0194	6388	OTHER VEHICLE REPAIR	1,771	1,845	343	1,500	1,500
0194	6415	OTHER EQUIPMENT RENTAL	-	-			
0194	6417	UNIFORM RENTAL	-	-			
0194	6489	OTHER CONTRACTED SERVICES	80,216	83,467	89,902	90,000	95,000
0194	6520	BUILDINGS	-	-	-	-	-
0194	6550	MOTOR VEHICLES	-	-	-	-	45,000
0194	6580	OTHER EQUIPMENT	-	-	-	-	15,000
Total Expenditure			483,815	494,094	501,162	554,662	672,698

PERSONNEL COMPLEMENT

Gen. Gov't. Bldgs.

Building Maintenance	2.63	3.13	3.13	3.13	3.50
Gen Govt Bldgs Total	2.63	3.13	3.13	3.13	3.50

6550 Motor Vehicles

Utility Tractor (net of \$10,000 trade in)	-	-	-	-	45,000
--	---	---	---	---	--------

6580 Other Equipment

Floor Scrubber	-	-	-	-	15,000
----------------	---	---	---	---	--------

DESCRIPTION OF SERVICES:

The General Government Buildings Department is responsible for cleaning city buildings and the repair and maintenance of all building systems.

BUDGET HIGHLIGHTS

- Current PT Building Maintenance (25 hrs) to Full-time: \$33,229
- Maintenance Utility Tractor Replacement (Less \$10,000 trade in): \$45,000
- Floor Scrubber for Epoxy floors in Police/Fire & Public Works: \$15,000

GOALS OF CURRENT YEAR BUDGET:

Clean and maintain our municipal buildings to the highest level possible
Continue to prepare and support voting precincts during elections
Respond to all maintenance requests in a timely manner

Performance Measurements:

	2018 Estimate	2019 Projected	2020 Projected	2021 Projected	2022 Projected
Buildings Maintained	12	12	12	13	13
Rooms Prepared for Meetings Annually	1210	1210	1210	1210	1210
Maintenance Request Cleared	40	40	40	45	45

FUND GENERAL

DEPARTMENT: NEWSLETTER
 FUNCTION: GENERAL GOVERNMENT

Business Unit	Object Account	Description	2018 Actual	2019 Actual	2020 Actual	2021 Adopted Budget	2022 Requested Budget
0195	6102	F.T. REGULAR-WAGES & SALARIES	4,751	3,928	3,819	5,829	6,019
0195	6121	PERA CONTRIBUTIONS	356	295	286	437	451
0195	6122	FICA/MEDICARE CONTRIBUTIONS	395	327	316	446	460
0195	6133	WORKERS COMP INSURANCE PREMIUM	25	20	21	47	52
0195	6322	POSTAGE	10,072	10,557	11,346	12,000	12,500
0195	6352	GENERAL NOTICE & PUBLIC INFOR	37,951	33,276	28,872	35,000	33,000
0195	6361	GENERAL LIABILITY/PROPERTY INS	493	484	463	600	800
Total Expenditure			54,043	48,885	45,123	54,359	53,282

DESCRIPTION OF SERVICES:
 The community newsletter, The Ramsey Resident, is distributed to residential homes every two months. It is intended to provide public information about community events and local government.

BUDGET HIGHLIGHTS

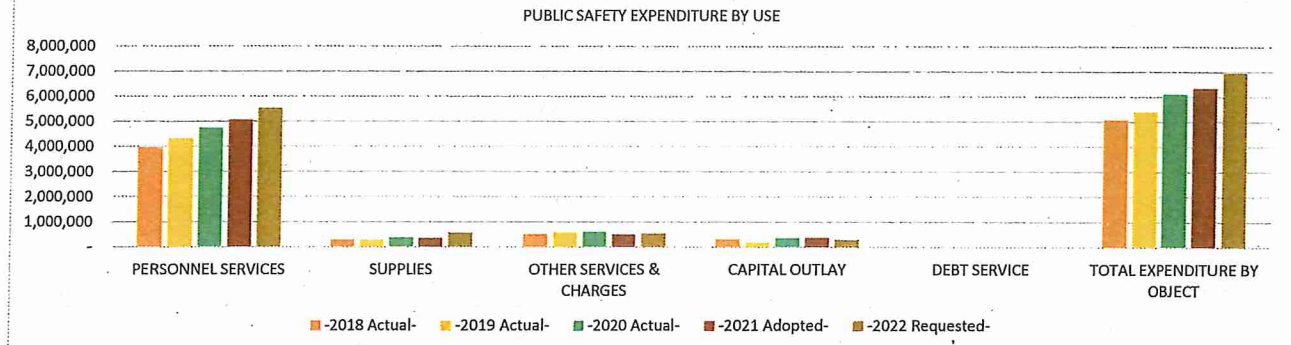
- No Major Changes

GOALS OF CURRENT YEAR BUDGET:
 Implement refreshed Ramsey branding items into the newsletter

Performance Measurements:					
	2018 Actual	2019 Actual	2020 Actual	2021 Projected	2022 Projected
Number of newsletters completed annually	6	6	6	6	6
Number of full color newsletters completed annually	6	6	6	6	6
Number of pages published annually	100	100	100	100	100
Annual quantity of paid ads	60	60	60	60	60

PUBLIC SAFETY 211-280

EXPENDITURE BY OBJECT SUMMARY	-2018 Actual-	-2019 Actual-	-2020 Actual-	-2021 Adopted-	-2022 Requested-
PERSONNEL SERVICES	3,970,489	4,337,124	4,749,611	5,074,848	5,530,387
SUPPLIES	283,527	284,616	382,703	370,450	574,300
OTHER SERVICES & CHARGES	524,332	596,473	611,818	506,442	547,364
CAPITAL OUTLAY	314,203	187,166	367,037	399,000	310,000
DEBT SERVICE	-	-	-	-	-
TOTAL EXPENDITURE BY OBJECT	5,092,551	5,405,379	6,111,169	6,350,740	6,962,051



LINE ITEM DETAIL BY COST CENTER OR SUB-FUNCTION

PUBLIC SAFETY 211-280

EXPENDITURE BY OBJECT RECAP ALL SUB-FUNCTIONS		-2018 Actual-	-2019 Actual-	-2020 Actual-	-2021 Adopted-	-2022 Requested-
PERSONNEL SERVICES						
WAGES AND SALARIES						
6102	F.T. REGULAR-WAGES & SALARIES	2,629,530	2,867,497	3,073,112	3,289,774	3,637,307
6103	FULL TIME-REGULAR-OVERTIME	94,925	100,480	107,397	90,000	105,000
6104	PART TIME-WAGES & SALARIES	351,953	342,346	419,339	483,192	450,887
6105	TEMPORARY-WAGES & SALARIES	-	-	7,697	-	-
6107	OVERTIME-PART TIME	-	-	-	-	-
TOTAL WAGES AND SALARIES		3,076,408	3,310,324	3,607,545	3,862,966	4,193,194
OTHER GROSS EARNINGS						
6108	SEVERANCE PAY	6,894	22,719	-	-	-
TOTAL OTHER GROSS EARNINGS		6,894	22,719	-	-	-
EMPLOYER CONTRIBUTIONS						
6121	PERA CONTRIBUTIONS	418,119	471,042	538,587	566,970	619,942
6122	FICA/MEDICARE CONTRIBUTIONS	87,930	92,679	100,100	112,940	122,977
6131	GROUP INSURANCE	273,027	315,534	353,522	391,659	418,176
6132	DISABILITY INSURANCE	1,284	1,313	1,313	1,300	1,300
6133	WORKERS COMP INSURANCE PREMIUM	106,826	123,514	148,543	139,013	174,798
TOTAL EMPLOYER CONTRIBUTIONS		887,186	1,004,081	1,142,066	1,211,882	1,337,193
Total PERSONNEL SERVICES		3,970,489	4,337,124	4,749,611	5,074,848	5,530,387
SUPPLIES						
OFFICE SUPPLIES						
6204	STATIONERY, ENVELOPES & FORMS	1,894	3,253	3,541	3,100	3,100
6206	FILM, MICROFILM, TAPES, DISKS	1,150	1,983	837	1,400	1,900
6207	TRAINING SUPPLIES	1,951	2,565	3,609	3,400	3,550
6208	MISCELLANEOUS OFFICE SUPPLIES	3,335	3,487	2,164	5,450	4,850
TOTAL OFFICE SUPPLIES		8,330	11,288	10,151	13,350	13,400
OPERATING SUPPLIES						
6223	GASOLINE	73,963	70,208	63,697	76,000	76,000
6225	DIESEL FUEL	3,617	3,783	4,315	4,000	5,000
6227	LUBRICANTS & ADDITIVES	939	951	934	1,100	1,100
6229	SHOP MATERIALS	647	962	906	1,000	1,000
6231	UNIFORMS & TURN-OUT GEAR	45,597	52,434	95,064	70,750	105,750
6233	BATTERIES	1,105	1,071	652	2,500	2,000
6235	AMMUNITION	7,135	9,386	15,970	8,500	12,000
6237	CRIME SCENE KIT MATERIALS	894	669	368	1,000	1,000
6239	FIRST AID SUPPLIES	17,964	2,560	12,345	6,000	10,300
6241	COMMUNITY POLICING SUPPLIES	4,880	7,750	10,310	7,000	9,000
6249	MISCELLANEOUS OPERATING SUPPLY	43,103	35,512	40,731	44,350	47,350
TOTAL OPERATING SUPPLIES		199,844	185,286	245,292	222,200	270,500
REPAIR AND MAINTENANCE SUPPLIES						
6251	BATTERIES	2,051	812	678	3,000	3,000
6253	BRAKES	2,281	2,342	3,421	3,000	3,000
6255	TIRES	6,427	7,271	7,458	7,500	8,000
6257	OTHER VEHICLE PARTS	19,638	9,690	19,967	27,000	29,000
6259	BUILDING MAINT/REPAIR SUPPLIES	118	7,844	357	12,500	33,000
6266	SCBA-PARTS	2,292	4,843	4,679	6,000	6,000
6271	SIGN REPAIR MATERIALS	-	121	382	2,000	2,000
6275	OTHER EQUIPMENT PARTS	4,362	6,158	662	6,100	6,100
TOTAL REPAIR AND MAINTENANCE SUPPLIES		37,168	39,081	37,604	67,100	90,100
SMALL TOOLS AND MINOR EQUIPMENT						
6281	SMALL TOOLS & MINOR EQUIPMENT	38,186	48,456	89,606	67,600	200,100
TOTAL SMALL TOOLS AND MINOR EQUIPMENT		38,186	48,456	89,606	67,600	200,100
MERCHANDISE FOR RESALE						
6291	CULVERTS, SIGNS, STREET SUPPLY	-	505	50	200	200
TOTAL MERCHANDISE FOR RESALE		-	505	50	200	200
Total SUPPLIES		283,527	284,616	382,703	370,450	574,300
OTHER SERVICES & CHARGES						
PROFESSIONAL SERVICES						
6302	AUDITING & ACCOUNTING SERVICES	3,750	3,900	4,050	4,000	4,000
6315	MISCELLANEOUS PROFESSIONAL SER	160,494	212,959	225,996	77,833	111,000
TOTAL PROFESSIONAL SERVICES		164,244	216,859	230,046	81,833	115,000
COMMUNICATION						
6321	TELEPHONE	4,395	4,459	4,400	4,900	-
6322	POSTAGE	2,118	1,991	2,029	2,950	4,450
6323	CELLULAR PHONES	17,080	17,549	22,235	25,200	-
TOTAL COMMUNICATION		23,594	24,000	28,664	33,050	4,450
EMPLOYEE REIMBURSEMENTS						
6331	TRAVEL & LODGING	5,216	3,962	2,765	7,800	7,300
6334	MILEAGE REIMBURSEMENT	-	528	170	750	750

6335	TRAINING	55,005	60,763	56,199	70,600	73,600
TOTAL EMPLOYEE REIMBURSEMENTS		60,221	65,253	59,135	79,150	81,650
INSURANCE						
6361	GENERAL LIABILITY/PROPERTY INS	60,944	71,100	80,624	74,250	92,850
TOTAL INSURANCE		60,944	71,100	80,624	74,250	92,850
UTILITIES						
6371	ELECTRIC UTILITIES	31,589	32,858	32,059	34,200	34,200
6372	WATER/IRRIGATION	4,994	4,397	4,797	4,500	5,000
6373	GAS	6,077	7,072	5,034	8,000	7,000
6374	REFUSE/RECYCLING	1,122	1,250	1,363	1,400	1,400
TOTAL UTILITIES		43,782	45,576	43,253	48,100	47,600
REPAIRS AND MAINTENANCE - LABOR						
6382	MACHINERY & EQUIPMENT REPAIR	20,796	4,542	5,491	21,500	21,500
6383	OFFICE EQUIPMENT REPAIR	-	-	-	-	-
6386	BRAKE REPAIR	-	-	-	-	-
6388	OTHER VEHICLE REPAIR	45,129	70,917	55,013	40,000	52,000
6389	TOWING SERVICES	3,224	1,623	2,037	3,500	3,000
TOTAL REPAIRS AND MAINTENANCE - LABOR		69,149	77,081	62,541	65,000	76,500
REPAIRS AND MAINTENANCE - CONTRACTS						
6405	OFFICE & DATA PROCESSING EQUIP	41,370	41,614	50,694	54,134	55,639
TOTAL REPAIRS AND MAINTENANCE - CONTRACTS		41,370	41,614	50,694	54,134	55,639
RENTALS						
6413	OFFICE EQUIPMENT RENTAL	5,966	4,837	5,995	6,000	6,000
6415	OTHER EQUIPMENT RENTAL	31,613	31,014	33,601	35,125	37,125
TOTAL RENTALS		37,578	35,851	39,596	41,125	43,125
DUES, SUBSCRIPTIONS, AND REGISTRATION FEES						
6451	MEMBERSHIP DUES	5,421	5,546	6,067	8,000	8,250
6452	SUBSCRIPTIONS	-	688	41	1,500	-
TOTAL DUES, SUBSCRIPTIONS, AND REGISTRATION FEES		5,421	6,234	6,108	9,500	8,250
BOOKS AND PAMPHLETS						
6471	BOOKS & PAMPHLETS	3,020	626	2,331	3,300	3,300
TOTAL BOOKS AND PAMPHLETS		3,020	626	2,331	3,300	3,300
CONTRACTED SERVICES						
6489	OTHER CONTRACTED SERVICES	15,010	12,279	8,826	17,000	19,000
TOTAL CONTRACTED SERVICES		15,010	12,279	8,826	17,000	19,000
Total OTHER SERVICES & CHARGES		524,332	596,473	611,818	506,442	547,364
CAPITAL OUTLAY						
CAPITAL OUTLAY						
6540	HEAVY MACHINERY	-	-	-	-	-
6550	MOTOR VEHICLES	98,487	111,789	351,094	399,000	140,000
6580	OTHER EQUIPMENT	215,716	75,378	15,943	-	170,000
TOTAL CAPITAL OUTLAY		314,203	187,166	367,037	399,000	310,000
Total CAPITAL OUTLAY		314,203	187,166	367,037	399,000	310,000
DEBT SERVICE						
DEBT SERVICE						
6603	OTHER L.T. OBLIGATION PRINCIPA	-	-	-	-	-
TOTAL DEBT SERVICE		-	-	-	-	-
TOTAL DEBT SERVICE		-	-	-	-	-
TOTAL EXPENDITURES & OTHER FINANCING		5,092,551	5,405,379	6,111,169	6,350,740	6,962,051

Business Unit	Object Account	Description	2018 Actual	2019 Actual	2020 Actual	2021 Adopted Budget	2022 Requested Budget
0211	6102	F.T. REGULAR-WAGES & SALARIES	2,226,750	2,382,526	2,566,863	2,767,065	3,050,644
0211	6103	FULL TIME-REGULAR-OVERTIME	94,598	100,248	95,476	90,000	105,000
0211	6104	PART TIME-WAGES & SALARIES	86,060	77,511	84,498	121,254	97,247
0211	6105	TEMPORARY-WAGES & SALARIES					
0211	6108	SEVERANCE PAY	6,894	22,719			
0211	6121	PERA CONTRIBUTIONS	369,085	408,862	466,528	487,180	535,394
0211	6122	FICA/MEDICARE CONTRIBUTIONS	50,348	53,390	55,299	64,129	70,660
0211	6131	GROUP INSURANCE	226,600	258,970	294,930	323,264	347,798
0211	6133	WORKERS COMP INSURANCE PREMIUM	79,187	94,302	111,190	105,311	130,544
0211	6204	STATIONERY, ENVELOPES & FORMS	911	2,567	2,654	1,600	1,600
0211	6206	FILM, MICROFILM, TAPES, DISKS	1,150	1,101	837	1,100	1,600
0211	6207	TRAINING SUPPLIES	1,951	2,565	3,609	3,400	3,550
0211	6208	MISCELLANEOUS OFFICE SUPPLIES	2,579	2,561	1,838	3,500	3,500
0211	6223	GASOLINE	58,811	55,400	50,539	60,000	60,000
0211	6227	LUBRICANTS & ADDITIVES	939	951	934	1,100	1,100
0211	6229	SHOP MATERIALS	647	962	906	1,000	1,000
0211	6231	UNIFORMS & TURN-OUT GEAR	18,878	30,905	65,867	34,000	60,000
0211	6233	BATTERIES	1,105	1,071	652	2,500	2,000
0211	6235	AMMUNITION	7,135	9,386	15,970	8,500	12,000
0211	6237	CRIME SCENE KIT MATERIALS	894	669	368	1,000	1,000
0211	6239	FIRST AID SUPPLIES	15,719	1,164	4,304	4,000	4,300
0211	6249	MISCELLANEOUS OPERATING SUPPLY	5,742	9,644	8,940	9,100	9,100
0211	6251	BATTERIES	961	812	678	2,000	2,000
0211	6253	BRAKES	2,281	2,342	3,421	3,000	3,000
0211	6255	TIRES	6,427	7,271	7,458	7,500	8,000
0211	6257	OTHER VEHICLE PARTS	10,986	6,795	8,724	15,000	15,000
0211	6259	BUILDING MAINT/REPAIR SUPPLIES	118	7,844	357	12,500	13,000
0211	6275	OTHER EQUIPMENT PARTS	964	1,268	443	1,100	1,100
0211	6281	SMALL TOOLS & MINOR EQUIPMENT	17,568	31,268	42,701	42,500	167,500
0211	6315	MISCELLANEOUS PROFESSIONAL SER	3,444	4,730	8,190	8,000	11,000
0211	6321	TELEPHONE	2,233	2,124	2,203	2,300	-
0211	6322	POSTAGE	1,020	1,259	1,331	1,100	2,600
0211	6323	CELLULAR PHONES	10,166	10,072	13,184	16,000	-
0211	6331	TRAVEL & LODGING	4,716	3,549	2,492	4,500	5,000
0211	6334	MILEAGE REIMBURSEMENT	-	-	-	250	250
0211	6335	TRAINING	24,495	26,762	21,693	32,500	32,500
0211	6361	GENERAL LIABILITY/PROPERTY INS	42,787	49,548	56,773	52,000	62,000
0211	6382	MACHINERY & EQUIPMENT REPAIR	373	235	410	500	500
0211	6383	OFFICE EQUIPMENT REPAIR	-	-	-	-	-
0211	6386	BRAKE REPAIR	-	-	-	-	-
0211	6388	OTHER VEHICLE REPAIR	7,904	5,643	10,152	10,000	12,000
0211	6389	TOWING SERVICES	3,224	1,623	2,037	3,500	3,000
0211	6405	OFFICE & DATA PROCESSING EQUIP	2,830	2,445	10,419	12,000	12,000
0211	6413	OFFICE EQUIPMENT RENTAL	5,966	4,837	5,995	6,000	6,000
0211	6415	OTHER EQUIPMENT RENTAL	30,485	31,014	33,601	35,000	37,000
0211	6451	MEMBERSHIP DUES	2,422	3,018	3,473	3,500	3,800
0211	6489	OTHER CONTRACTED SERVICES	7,467	5,410	3,195	7,500	10,000
0211	6550	MOTOR VEHICLES	57,293	67,155	35,841	74,000	140,000
0211	6580	OTHER EQUIPMENT	-	-	15,943	-	-
Total Expenditure			3,502,113	3,794,498	4,122,916	4,441,253	5,045,287

PERSONNEL COMPLEMENT

Police Chief	1.00	1.00	1.00	1.00	1.00
Captain	2.00	2.00	2.00	2.00	2.00
Sergeant	4.00	4.00	4.00	4.00	4.00
Drug Task Force Officer	1.00	1.00	1.00	1.00	1.00
Patrol Officer	17.00	19.00	19.00	21.00	21.00
Community Service Officer	1.26	1.26	1.26	1.26	1.26
Police Office Supervisor	1.00	1.00	1.00	1.00	1.00
Clerical/Support Personnel	2.50	2.50	2.63	3.26	3.64
Public Safety Total	29.76	31.76	31.89	34.52	34.90

6550 Motor Vehicles

Ford Interceptor	28,646	-	35,841	-	-
Malibu	-	-	-	31,500	-
Taurus	-	29,592	-	-	30,000
Tahoe	28,647	37,563	-	37,000	40,000
Charger	-	-	-	-	30,000
Ford Explorer- Hybrid	-	-	-	-	40,000
	57,293	67,155	35,841	68,500	140,000

6580 Other Equipment

ATV	-	-	15,943	-	-
	-	-	15,943	-	-

DESCRIPTION OF SERVICES:

The Police Department is responsible for the protection of life and property and an atmosphere of community security through the deterrence of criminal activity by visible patrols; the enforcement of traffic laws; the apprehension of criminal offenders; emergency response services; and the delivery of other community services such as animal control and school liaison. The department provides for the investigation of criminal incidents and the apprehension of criminal offenders through the gathering, analysis, preservation and presentation of evidence.

BUDGET HIGHLIGHTS

- Body Cameras /software / data storage for all police officers & CSOs - \$117,000 (acct #6281)
- PT Police Tech from 25 Hour week to Full-time - \$27,916
- Riot Gear, New Uniforms: \$26,000 Increase (6231)
- 3 Squad Replacements & 1 New Vehicle (Electric) - \$140,000

GOALS OF CURRENT YEAR BUDGET:

- Reduce Illegal drug activity in the community
- Adequately staff public safety based on changing demographics
- Leverage technology to create operational efficiencies
- Enhance traffic safety in the community

Performance Measurements:

Police Department Activity	2018 Actual	2019 Actual	2020 Actual	2021 Projected	2022 Projected
Dispatched Calls for Service	12102	13484	14918	14500	15000
Motor Vehicle Accidents	466	423	335	450	475
Citations and Warnings	1812	1278	1215	1500	1700
Criminal	1257	1217	1020	1300	1350
Non-Criminal	7413	8531	8834	8500	9000
State CPM Performance Measurement Results					
	2018	2019	2020	2021	2022
Part 1 and Part 2 Crime Rates (per 1000)	13.92/21.25	11.59/21.24	2019 last year of data		
Part 1 and Part 2 Crime Clearance Rates (per 1000)	44%	43%	2019 last year of data		
Average police response time - highest priority calls	6:03	5:42	5:44	under 7 min	under 7 min

FUND GENERAL

DEPARTMENT: FIRE PROTECTION
 FUNCTION: PUBLIC SAFETY

Business Unit	Object Account	Description	2018 Actual	2019 Actual	2020 Actual	2021 Adopted Budget	2022 Requested Budget
0220	6102	F.T. REGULAR-WAGES & SALARIES	192,691	260,037	292,458	299,814	317,482
0220	6103	FULL TIME-REGULAR-OVERTIME	327	232	9,814		
0220	6104	PART TIME-WAGES & SALARIES	260,022	264,836	321,487	258,750	275,791
0220	6105	TEMPORARY-WAGES & SALARIES					
0220	6108	SEVERANCE PAY					
0220	6121	PERA CONTRIBUTIONS	32,865	45,362	55,059	55,334	58,521
0220	6122	FICA/MEDICARE CONTRIBUTIONS	21,170	21,479	26,860	23,866	25,769
0220	6131	GROUP INSURANCE	18,479	35,216	36,495	38,977	39,139
0220	6132	DISABILITY INSURANCE	1,284	1,313	1,313	1,300	1,300
0220	6133	WORKERS COMP INSURANCE PREMIUM	24,715	26,414	34,093	29,100	37,000
0220	6206	FILM, MICROFILM, TAPES, DISKS	-	-			
0220	6208	MISCELLANEOUS OFFICE SUPPLIES	356	602	242	1,200	600
0220	6223	GASOLINE	12,220	12,643	11,675	13,000	13,000
0220	6225	DIESEL FUEL	3,617	3,783	4,315	4,000	5,000
0220	6231	UNIFORMS & TURN-OUT GEAR	26,159	21,515	29,057	36,000	45,000
0220	6233	BATTERIES	-				
0220	6239	FIRST AID SUPPLIES	2,245	1,396	8,041	2,000	6,000
0220	6249	MISCELLANEOUS OPERATING SUPPLY	14,171	14,880	17,523	18,000	21,000
0220	6255	TIRES	-	-			
0220	6257	OTHER VEHICLE PARTS	8,652	2,895	11,243	12,000	14,000
0220	6259	BUILDING MAINT/REPAIR SUPPLIES					20,000
0220	6266	SCBA-PARTS	2,292	4,843	4,679	6,000	6,000
0220	6275	OTHER EQUIPMENT PARTS	-	-			
0220	6281	SMALL TOOLS & MINOR EQUIPMENT	20,561	16,725	46,706	25,000	32,000
0220	6302	AUDITING & ACCOUNTING SERVICES	3,750	3,900	4,050	4,000	4,000
0220	6315	MISCELLANEOUS PROFESSIONAL SER	-	-			
0220	6321	TELEPHONE	1,772	2,000	1,849	2,000	-
0220	6322	POSTAGE	251	146	111	300	300
0220	6323	CELLULAR PHONES	6,256	6,906	6,960	7,000	-
0220	6335	TRAINING	27,695	27,851	32,432	32,000	35,000
0220	6361	GENERAL LIABILITY/PROPERTY INS	12,402	14,493	17,229	16,000	21,000
0220	6371	ELECTRIC UTILITIES	18,308	17,327	17,774	20,000	20,000
0220	6372	WATER/IRRIGATION	4,994	4,397	4,797	4,500	5,000
0220	6373	GAS	6,077	7,072	5,034	8,000	7,000
0220	6374	REFUSE/RECYCLING	1,122	1,250	1,363	1,400	1,400
0220	6388	OTHER VEHICLE REPAIR	37,225	65,273	44,861	30,000	40,000
0220	6405	OFFICE & DATA PROCESSING EQUIP	14,056	14,685	15,792	17,134	18,639
0220	6451	MEMBERSHIP DUES	2,035	1,236	2,003	2,000	2,200
0220	6452	SUBSCRIPTIONS	-	688	41	1,500	
0220	6471	BOOKS & PAMPHLETS	95	275	518	1,000	1,000
0220	6489	OTHER CONTRACTED SERVICES	3,038	2,444	3,508	3,500	5,000
0220	6550	MOTOR VEHICLES	41,195	44,634	315,253	325,000	
0220	6580	OTHER EQUIPMENT	177,160	75,378			140,000
Total Expenditure			999,255	1,024,125	1,384,635	1,299,675	1,218,141

PERSONNEL COMPLEMENT

Fire Chief	1.00	1.00	1.00	1.00	1.00
Fire Secretary	0.70	0.70	0.70	0.70	0.70
Fire Inspector		1.00	1.00	1.00	1.00
Fire Marshall	1.00	1.00	1.00	1.00	1.00
Firefighters	7.58	7.58	7.58	7.58	7.58
Fire Total	10.28	11.28	11.28	11.28	11.28

6550 Motor Vehicles

1st half funding Replace 1999 Fire Engine #556			270,626	-	
2nd half funding Replace 1999 Fire Engine #556			-	325,000	
Replace Fire Prevention Veh #386			44,627	-	
Replace Grass Truck #21	41,195	44,634	-	-	
	41,195	44,634	315,253	325,000	-

6580 Other Equipment

800 MHZ Radio - 3 Year Funding	-	-	-	-	
SCBA's - 28	177,160	-	-	-	
Thermal Imaging Camera		23,897			
Bullex Attack Training Prop		16,515			
Fire Training Room Table & Chairs					30,000
Epoxy Flooring Fire 1 (Capital Maintenance Funded)					20,000
Appratus Bay Painting Fire 1 (Capital Maintenance Funded)					15,000
Extrication Tools		34,966			50,000
Refurbish Tanker II		-	-	-	25,000
	177,160	75,378	-	-	140,000

BUDGET HIGHLIGHTS

- 6231 increase reflects replacement turnout gear that has reached its max life expectancy.
- 6259 added for maintenance of Fire Station 1: \$20,000
- See Captial Equipment Requests noted above: \$140,000

GOALS OF CURRENT YEAR BUDGET:

- Replacement of expired structural fire turn out gear
- Revise and update department policies/procedures and Standard Operating Guidelines
- Expand use of FDM software modules to include training, public education & equipment inventory
- Establish and maintain programs that enhance the health and fitness of all department employees
- Ensure adequate staff numbers to meet increased demand of calls for service
- Increase use of PSDS software to include mobile inspections module

Performance Measurements:

	2018 Actual	2019 Actual	2020 Actual	2021 Projected	2022 Projected
Number of Calls for Service	821	975	1133	1200	1350
Mutual Aid	44	41	47	45	45
Given	33	19	29	27	27
Received	11	22	18	18	18
Number of firefighters	52	52	53	40	40
Prevention:					
# of Public Education contacts	62	57	28	55	75
# of commerical property inspections	194	282	177	280	320
# of permits issued	90	96	83	110	115

<i>State CPM Performance Measurement Results</i>	2017	2018	2019	2020	2021 Estimated
Insurance industry rating of fire services	4/7	4/7	4/7	4/7	4/7
Fire calls per 1,000 population	14.56	16.7	15.3	15.6	16
Average response times	8:23	8:16	8:41	6:19	6:20
EMS calls per 1,000 population	13	14.85	20.8	26.3	28

FUND GENERAL

DEPARTMENT: PROTECTIVE INSPECTIONS

FUNCTION: PUBLIC SAFETY

Business Unit	Object Account	Description	2018 Actual	2019 Actual	2020 Actual	2021 Adopted Budget	2022 Requested Budget
0240	6102	F.T. REGULAR-WAGES & SALARIES	185,628	199,091	184,625	163,214	217,552
0240	6103	FULL TIME-REGULAR-OVERTIME	-	-	2,045		
0240	6104	PART TIME-WAGES & SALARIES	5,871	-	13,354	103,188	77,849
0240	6105	TEMPORARY-WAGES & SALARIES	-	-	7,697		
0240	6108	SEVERANCE PAY	4,541	16,493			
0240	6121	PERA CONTRIBUTIONS	14,291	14,888	14,847	19,980	22,155
0240	6122	FICA/MEDICARE CONTRIBUTIONS	14,566	15,876	15,747	20,380	22,598
0240	6131	GROUP INSURANCE	27,948	21,348	22,097	29,418	31,239
0240	6133	WORKERS COMP INSURANCE PREMIUM	1,133	1,160	1,232	2,131	2,247
0240	6204	STATIONERY, ENVELOPES & FORMS	983	393	654	1,000	1,000
0240	6208	MISCELLANEOUS OFFICE SUPPLIES	400	323	84	750	750
0240	6223	GASOLINE	2,932	2,165	1,482	3,000	3,000
0240	6231	UNIFORMS & TURN-OUT GEAR	560	14	140	750	750
0240	6249	MISCELLANEOUS OPERATING SUPPLY	1,093	2,404	1,723	2,500	2,500
0240	6315	MISCELLANEOUS PROFESSIONAL SER	157,050	208,230	217,807	69,833	100,000
0240	6321	TELEPHONE	390	335	348	600	-
0240	6322	POSTAGE	847	585	586	1,500	1,500
0240	6323	CELLULAR PHONES	658	570	1,073	1,000	-
0240	6331	TRAVEL AND LODGING			135	2,000	1,000
0240	6334	MILEAGE REIMBURSEMENT	-	528	170	500	500
0240	6335	TRAINING	1,945	5,496	2,075	5,000	5,000
0240	6361	GENERAL LIABILITY/PROPERTY INS	4,468	6,237	5,787	6,000	8,000
0240	6405	OFFICE & DATA PROCESSING EQUIP	24,484	24,484	24,484	25,000	25,000
0240	6451	MEMBERSHIP DUES	435	360	165	1,000	750
0240	6471	BOOKS & PAMPHLETS	-	100	1,228	2,000	2,000
0240	6550	MOTOR VEHICLES	-	79,752			
Total Expenditure			450,223	600,831	519,585	460,744	525,390

PERSONNEL COMPLEMENT

Building Official	1.00	1.00	1.00	1.00	1.00
Building Inspector	-	-	-	1.00	1.00
Permit Technicians	2.00	1.81	1.81	1.81	1.90
Inspectors	0.25	0.25	0.25	0.25	0.25
Building Inspection Total	3.25	3.06	3.06	4.06	4.15

6550 Motor Vehicles

Replace Veh #401	-	26,584	-	-
Replace Veh #405	-	26,584	-	-
Replace Veh #406	-	26,584	-	-
		79,752	-	-

DESCRIPTION OF SERVICES:

The mission of the Community Development Department is to guide residential and commercial growth through comprehensive planning processes and administer the city's building and zoning codes in a equitable and professional manner to promote and sustain public safety, quality of life, and the health and well being of the whole community.

The purpose of the Building Division is to help ensure all your construction projects meet the requirements of both the Minnesota State Building Code and the City Zoning regulations.

BUDGET HIGHLIGHTS

- Increase Hours of Permit Tech from 32.5 Hrs/week to 36 hours/week: \$6,519
- Increase Professional Services offset increase in building permits: \$30,000 (6315)

GOALS OF CURRENT YEAR BUDGET:

- Complete standard residential plan review within 10 business days.
- Complete standard commercial plan review within 30 business days.
- Allow for inspection availability within 48 hours.

Performance Measurements:

	2018 Actual	2019 Actual	2020 Actual	2021 YTD	2022 Projected
New Residential Units	139	135	176	85	
Total Permits	2,697	3,339	3,630	1,755	
Number of Inspections	8,090	9,764	12,765	5,704	

FUND GENERAL

DEPARTMENT: CIVIL DEFENSE
 FUNCTION: PUBLIC SAFETY

Business Unit	Object Account	Description	2018 Actual	2019 Actual	2020 Actual	2021 Adopted Budget	2022 Requested Budget
0250	6251	BATTERIES	1,090	-	-	1,000	1,000
0250	6275	OTHER EQUIPMENT PARTS	3,398	4,891	219	5,000	5,000
0250	6361	GENERAL LIABILITY/PROPERTY INS	106	150	23	150	150
0250	6371	ELECTRIC UTILITIES	1,020	1,020	1,020	1,200	1,200
0250	6382	MACHINERY & EQUIPMENT REPAIR	6,013	9,104	1,025	6,000	6,000
0250	6580	OTHER CAPITAL EQUIPMENT	-	-	-	-	30,000
Total Expenditure			11,627	15,164	2,288	13,350	43,350

DESCRIPTION OF SERVICES:
 The Civil Defence budget funds expenditures related to the city-wide emergency siren notification system.

BUDGET HIGHLIGHTS

- Civil Defense Sirens (2) - \$30,000

GOALS OF CURRENT YEAR BUDGET:
 Maintain infrastructure of siren warning system

Performance Measurements:

	2018 Actual	2019 Projected	2020 Projected	2021 Projected	2022 Projected
Number of Sirens	17	17	17	17	17

FUND GENERAL

DEPARTMENT: TRAFFIC ENGINEERING
 FUNCTION: PUBLIC SAFETY

Business Unit	Object Account	Description	2018 Actual	2019 Actual	2020 Actual	2021 Adopted Budget	2022 Requested Budget
0260	6102	F.T. REGULAR-WAGES & SALARIES	24,461	25,844	29,166	59,681	51,629
0260	6103	FULL TIME-REGULAR-OVERTIME	-	-	62		
0260	6105	TEMPORARY-WAGES & SALARIES	-	-			
0260	6121	PERA CONTRIBUTIONS	1,878	1,930	2,154	4,476	3,872
0260	6122	FICA/MEDICARE CONTRIBUTIONS	1,845	1,934	2,195	4,565	3,950
0260	6133	WORKERS COMP INSURANCE PREMIUM	1,790	1,639	2,027	2,471	5,007
0260	6249	MISCELLANEOUS OPERATING SUPPLY	21,921	8,448	11,868	14,000	14,000
0260	6271	SIGN REPAIR MATERIALS	-	121	382	2,000	2,000
0260	6361	GENERAL LIABILITY/PROPERTY INS	1,081	572	680		1,500
0260	6371	ELECTRIC UTILITIES	12,261	14,511	13,265	13,000	13,000
0260	6382	MACHINERY & EQUIPMENT REPAIR	20,422	4,307	5,081	15,000	15,000
0260	6489	CONTRACTED SERVICES	300	600	1,807	2,000	2,000
0260	6580	OTHER EQUIPMENT	38,556	-			
Total Expenditure			124,516	59,904	68,686	117,193	111,958

DESCRIPTION OF SERVICES:
 The Traffic Engineering budget funds the installation and maintenance of traffic signage on, above, and/or near city streets.

BUDGET HIGHLIGHTS

- No major changes. Staff time redistributed between streets, traffic engr & snow plowing

GOALS OF CURRENT YEAR BUDGET:

- Continue to meet FHWA guidelines for traffic signage
- Replace damaged or defective signs within 48 hours
- Bring signage up to current standards on all reconstruct and overlay projects
- Continue to support Engineering and Community Development departments with traffic issues

Performance Measurements:					
	2018 Estimate	2019 Actual	2020 Projected	2021 Projected	2022 Projected
Total Hours	610	539	610		
Number of Traffic Signs in System	2390	2390	2390		
Number of Traffic Counts Performed	15	15	15		

FUND GENERAL

DEPARTMENT: ANIMAL CONTROL
 FUNCTION: PUBLIC SAFETY

Business Unit	Object Account	Description	2018 Actual	2019 Actual	2020 Actual	2021 Adopted Budget	2022 Requested Budget
0270	6249	MISCELLANEOUS OPERATING SUPPLY	176	136	678	750	750
0270	6281	SMALL TOOLS & MINOR EQUIPMENT	-	375			500
0270	6489	OTHER CONTRACTED SERVICES	4,205	3,825	315	4,000	2,000
Total Expenditure			4,381	4,336	993	4,750	3,250

DESCRIPTION OF SERVICES:
 This fund covers expenditures related to animal control which is provided on a contractual basis with North Metro Animal Care.

BUDGET HIGHLIGHTS

- No Major Changes

GOALS OF CURRENT YEAR BUDGET:
 Provide animal containment services to residents

Performance Measurements:					
	2018 Actual	2019 Actual	2020 Actual	2021 Projected	2022 Projected
Animal Complaints	456	375	539	390	390
Number of Animals Impounded	70	33	53	45	45
Number of Animals Released to Owners	59	26	47	45	45
Number of Euthanizations	0	0	0	0	0

FUND GENERAL

DEPARTMENT: COMMUNITY ORIENTATING POLICE
 FUNCTION: PUBLIC SAFETY

Business Unit	Object Account	Description	2018 Actual	2019 Actual	2020 Actual	2021 Adopted Budget	2022 Requested Budget
0280	6204	STATIONERY, ENVELOPES & FORMS	-	293	233	500	500
0280	6206	FILM, MICROFILM, TAPES, DISKS	-	883	-	300	300
0280	6241	COMMUNITY POLICING SUPPLIES	4,880	7,750	10,310	7,000	9,000
0280	6281	SMALL TOOLS & MINOR EQUIPMENT	56	88	199	100	100
0280	6291	CULVERTS, SIGNS, STREET SUPPLY	-	505	50	200	200
0280	6322	POSTAGE	1	-	-	50	50
0280	6323	CELLULAR PHONES	-	1,018	1,018	1,200	-
0280	6331	TRAVEL & LODGING	500	413	138	1,300	1,300
0280	6335	TRAINING	870	655	-	1,100	1,100
0280	6361	GENERAL LIABILITY/PROPERTY INS	100	101	131	100	200
0280	6415	OTHER EQUIPMENT RENTAL	1,127	-	-	125	125
0280	6451	MEMBERSHIP DUES	530	933	427	1,500	1,500
0280	6471	BOOKS & PAMPHLETS	2,925	251	585	300	300
Total Expenditure			10,990	12,888	13,092	13,775	14,675

DESCRIPTION OF SERVICES:
 The Community Orientating Policing funds expenditures related to community programs such as: Kids Safety Camp, Car Seat Inspections, Night to Unite, Pet Clinics, Bike Helmet Fitting and Sale, Police Explorers, and Drug Take Back Program

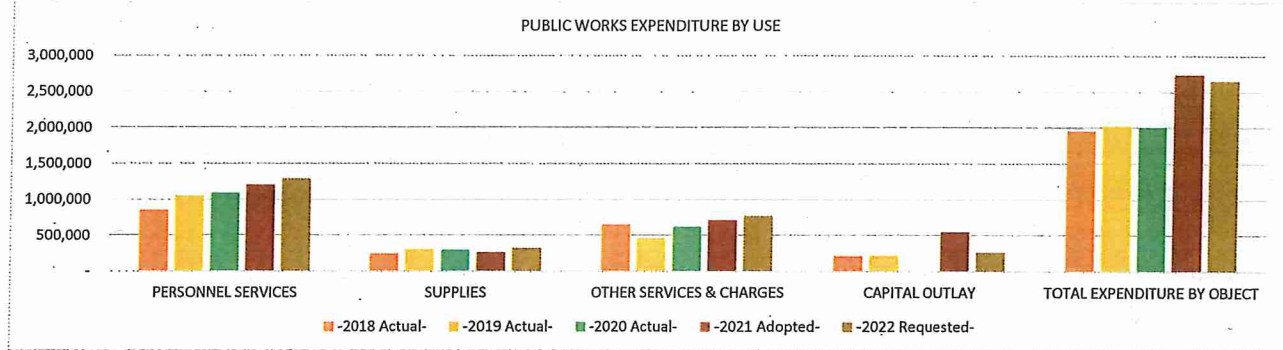
BUDGET HIGHLIGHTS
 • No Major Changes

GOALS OF CURRENT YEAR BUDGET:
 Increase participation in community based programs

Performance Measurements:					
	2018 Actual	2019 Actual	2020 Actual	2021 Projected	2022 Projected
# of participants attending Kids Safety Camp	125	144	0	144	144
# of car seat inspections	50	29	9	30	30
Night to Unite - # of Parties	45	48	26	48	48
# of animals served at Pet Clinics	231	120	0	0	0

PUBLIC WORKS 301-312

EXPENDITURE BY OBJECT SUMMARY	-2018 Actual-	-2019 Actual-	-2020 Actual-	-2021 Adopted-	-2022 Requested-
PERSONNEL SERVICES	851,970	1,047,527	1,091,120	1,206,326	1,289,629
SUPPLIES	241,961	301,182	297,565	268,928	324,000
OTHER SERVICES & CHARGES	649,658	460,263	620,510	713,745	771,610
CAPITAL OUTLAY	211,093	219,480	-	552,000	265,800
TOTAL EXPENDITURE BY OBJECT	1,954,681	2,028,451	2,009,196	2,740,999	2,651,039



LINE ITEM DETAIL BY COST CENTER OR SUB-FUNCTION

PUBLIC WORKS **301-312**

EXPENDITURE BY OBJECT RECAP ALL SUB-FUNCTIONS		-2018 Actual-	-2019 Actual-	-2020 Actual-	-2021 Adopted-	-2022 Requested-
PERSONNEL SERVICES						
WAGES AND SALARIES						
6102	F.T. REGULAR-WAGES & SALARIES	594,983	697,857	742,654	814,650	873,143
6103	FULL TIME-REGULAR-OVERTIME	22,650	38,755	36,306	18,000	24,000
6105	TEMPORARY-WAGES & SALARIES	19,178	28,718	23,232	51,095	53,175
6106	OVERTIME-TEMPORARY	1,404	926	259	-	-
TOTAL WAGES AND SALARIES		638,215	766,256	802,452	883,745	950,318
OTHER GROSS EARNINGS						
6108	SEVERANCE PAY	3,678	8,173	-	-	-
TOTAL OTHER GROSS EARNINGS		3,678	8,173	-	-	-
EMPLOYER CONTRIBUTIONS						
6121	PERA CONTRIBUTIONS	43,216	53,931	52,794	64,633	68,726
6122	FICA/MEDICARE CONTRIBUTIONS	47,778	58,394	57,007	69,694	73,898
6131	GROUP INSURANCE	87,178	120,893	135,034	142,235	140,610
6133	WORKERS COMP INSURANCE PREMIUM	31,905	39,881	43,834	46,019	56,077
TOTAL EMPLOYER CONTRIBUTIONS		210,077	273,098	288,669	322,581	339,311
Total PERSONNEL SERVICES		851,970	1,047,527	1,091,120	1,206,326	1,289,629
SUPPLIES						
OFFICE SUPPLIES						
6205	DRAFTING SUPPLIES	-	-	-	200	-
6208	MISCELLANEOUS OFFICE SUPPLIES	1,803	3,377	1,010	2,400	1,200
TOTAL OFFICE SUPPLIES		1,803	3,377	1,010	2,600	1,200
OPERATING SUPPLIES						
6221	CLEANING SUPPLIES	-	-	-	-	-
6223	GASOLINE	13,235	13,344	17,893	11,900	14,000
6225	DIESEL FUEL	34,393	48,516	34,544	40,000	43,000
6227	LUBRICANTS & ADDITIVES	3,072	5,296	3,553	4,000	4,500
6229	SHOP MATERIALS	2,588	922	2,720	2,200	2,700
6231	UNIFORMS & TURN-OUT GEAR	4,582	5,176	3,825	4,700	4,800
6249	MISCELLANEOUS OPERATING SUPPLY	6,769	9,669	9,794	8,600	11,000
TOTAL OPERATING SUPPLIES		64,639	82,923	72,328	71,400	80,000
REPAIR AND MAINTENANCE SUPPLIES						
6257	OTHER VEHICLE PARTS	63,272	66,918	85,883	60,500	66,500
6259	BUILDING MAINT/REPAIR SUPPLIES	667	2,382	1,677	2,500	2,500
6261	SAND & GRAVEL	2,355	4,726	2,907	4,000	4,000
6263	SALT	72,544	97,334	92,362	78,528	112,000
6265	ASPHALT	11,129	14,235	22,316	21,000	24,000
6267	OTHER STREET MAINTENANCE SUPPL	4,279	7,353	4,798	5,700	5,800
6269	LANDSCAPE MATERIALS	5,929	5,675	1,520	7,500	7,500
6275	OTHER EQUIPMENT PARTS	-	-	-	-	-
TOTAL REPAIR AND MAINTENANCE SUPPLIES		160,176	198,622	211,463	179,728	222,300
SMALL TOOLS AND MINOR EQUIPMENT						
6281	SMALL TOOLS & MINOR EQUIPMENT	15,343	16,261	12,764	15,200	20,500
TOTAL SMALL TOOLS AND MINOR EQUIPMENT		15,343	16,261	12,764	15,200	20,500
Total SUPPLIES		241,961	301,182	297,565	268,928	324,000
OTHER SERVICES & CHARGES						
PROFESSIONAL SERVICES						
6315	MISCELLANEOUS PROFESSIONAL SER	21,585	28,986	21,794	24,000	24,500
TOTAL PROFESSIONAL SERVICES		21,585	28,986	21,794	24,000	24,500
COMMUNICATION						
6321	TELEPHONE	2,182	2,337	2,394	2,350	-
6322	POSTAGE	1,221	2,328	531	1,200	1,200
6323	CELLULAR PHONES	6,662	6,427	5,653	7,250	-
TOTAL COMMUNICATION		10,065	11,092	8,578	10,800	1,200

EMPLOYEE REIMBURSEMENTS						
6331	TRAVEL & LODGING	145	72	92	150	-
6335	TRAINING	8,236	7,726	4,821	8,500	8,650
TOTAL EMPLOYEE REIMBURSEMENTS		8,380	7,798	4,913	8,650	8,650
INSURANCE						
6361	GENERAL LIABILITY/PROPERTY INS.	22,473	25,244	21,831	28,300	32,000
TOTAL INSURANCE		22,473	25,244	21,831	28,300	32,000
UTILITIES						
6371	ELECTRIC UTILITIES	7,422	7,555	7,382	8,500	39,000
6372	WATER/IRRIGATION	2,677	2,656	7,034	2,650	4,000
6373	GAS	5,304	5,240	4,690	5,000	25,000
6374	REFUSE/RECYCLING	3,912	2,167	2,353	2,800	2,800
TOTAL UTILITIES		19,317	17,618	21,458	18,950	70,800
REPAIRS AND MAINTENANCE - LABOR						
6381	BUILDING & STRUCTURE REPAIR	2,102	3,393	3,645	3,100	3,200
6382	MACHINERY & EQUIPMENT REPAIR	6,704	4,820	-	5,000	5,000
6387	TIRE MOUNTING & BALANCING	278	160	300	400	400
6388	OTHER VEHICLE REPAIR	19,809	23,444	15,523	23,000	25,000
TOTAL REPAIRS AND MAINTENANCE - LABOR		28,894	31,817	19,468	31,500	33,600
REPAIRS AND MAINTENANCE - CONTRACTS						
6404	MACHINERY & EQUIPMENT	1,221	1,332	1,332	1,300	1,500
6405	OFFICE & DATA PROCESSING EQUIP	-	-	968	-	8,895
TOTAL REPAIRS AND MAINTENANCE - CONTRACTS		1,221	1,332	2,300	1,300	10,395
RENTALS						
6415	OTHER EQUIPMENT RENTAL	60,355	86,565	1,581	72,300	73,000
6417	UNIFORM RENTAL	1,268	1,672	1,479	1,400	400
TOTAL RENTALS		61,623	88,237	3,061	73,700	73,400
DUES, SUBSCRIPTIONS, AND REGISTRATION FEES						
6451	MEMBERSHIP DUES	1,484	1,084	2,279	1,445	2,065
TOTAL DUES, SUBSCRIPTIONS, AND REGISTRATION FEES		1,484	1,084	2,279	1,445	2,065
BOOKS AND PAMPHLETS						
6471	BOOKS & PAMPHLETS	35	82	-	100	-
TOTAL BOOKS AND PAMPHLETS		35	82	-	100	-
CONTRACTED SERVICES						
6488	STREET MAINTENANCE CONTRACT	467,265	237,483	500,000	500,000	500,000
6489	OTHER CONTRACTED SERVICES	7,316	9,489	14,830	15,000	15,000
TOTAL CONTRACTED SERVICES		474,582	246,971	514,830	515,000	515,000
Total OTHER SERVICES & CHARGES		649,658	460,263	620,510	713,745	771,610
CAPITAL OUTLAY						
CAPITAL OUTLAY						
6540	HEAVY MACHINERY	197,061	185,980	-	275,500	265,800
6550	MOTOR VEHICLES	-	33,500	-	-	-
6580	OTHER EQUIPMENT	14,032	-	-	276,500	-
TOTAL CAPITAL OUTLAY		211,093	219,480	-	552,000	265,800
Total CAPITAL OUTLAY		211,093	219,480	-	552,000	265,800
TOTAL EXPENDITURES & OTHER FINANCING		1,954,681	2,028,451	2,009,196	2,740,999	2,651,039

FUND GENERAL

DEPARTMENT: ENGINEERING
 FUNCTION: PUBLIC WORKS

Business Unit	Object Account	Description	2018 Actual	2019 Actual	2020 Actual	2021 Adopted Budget	2022 Requested Budget
0301	6102	F.T. REGULAR-WAGES & SALARIES	132,852	206,802	245,602	275,646	315,651
0301	6103	FULL TIME-REGULAR-OVERTIME	6,020	9,788	17,702	6,000	12,000
0301	6104	PART TIME-WAGES & SALARIES	12,784	-	-	-	-
0301	6105	TEMPORARY-WAGES & SALARIES	10,046	11,915	11,110	29,120	31,200
0301	6106	OVERTIME-TEMPORARY	1,404	926	259	-	-
0301	6108	SEVERANCE PAY	-	18,602	-	-	-
0301	6121	PERA CONTRIBUTIONS	7,989	15,192	19,434	23,307	26,014
0301	6122	FICA/MEDICARE CONTRIBUTIONS	11,695	17,825	18,924	23,774	26,534
0301	6131	GROUP INSURANCE	19,753	36,693	41,855	46,353	44,225
0301	6133	WORKERS COMP INSURANCE PREMIUM	687	1,180	1,445	2,108	2,770
0301	6205	DRAFTING SUPPLIES	-	-	-	200	-
0301	6208	MISCELLANEOUS OFFICE SUPPLIES	1,706	2,755	734	2,000	800
0301	6223	GASOLINE	3,540	3,917	3,677	3,900	4,000
0301	6231	UNIFORMS & TURN-OUT GEAR	1,711	2,156	1,327	2,000	1,800
0301	6249	MISCELLANEOUS OPERATING SUPPLY	98	841	2,255	500	1,000
0301	6257	OTHER VEHICLE PARTS	1,436	893	1,122	500	1,500
0301	6281	SMALL TOOLS & MINOR EQUIPMENT	144	218	86	200	500
0301	6315	MISCELLANEOUS PROFESSIONAL SER	4,730	967	4,139	2,000	2,500
0301	6321	TELEPHONE	1,140	1,285	1,334	1,250	-
0301	6322	POSTAGE	980	2,298	460	1,000	1,000
0301	6323	CELLULAR PHONES	3,268	2,660	2,589	3,750	-
0301	6331	TRAVEL & LODGING	145	72	92	150	-
0301	6335	TRAINING	3,148	4,090	2,112	4,400	4,550
0301	6361	GENERAL LIABILITY/PROPERTY INS	2,593	4,415	4,799	4,500	7,000
0301	6405	OFFICE & DATA PROCESSING EQUIP	-	-	968	-	8,895
0301	6451	MEMBERSHIP DUES	1,239	732	1,919	1,045	1,665
0301	6471	BOOKS & PAMPHLETS	35	82	-	100	-
0301	6550	MOTOR VEHICLES	-	33,500	-	-	-
Total Expenditure			229,140	379,804	383,947	433,803	493,604

PERSONNEL COMPLEMENT

City Engineer	1.00	1.00	1.00	1.00	1.00
Engineering Tech IV	1.00	0.50	1.00	1.00	1.00
Engineering Tech II	1.00	1.00	1.00	1.00	1.00
Engineering Tech III	1.00	1.00	-	-	-
Civil Engineer IV	1.00	1.00	1.00	1.00	1.00
Civil Engineer II	-	-	1.00	1.00	1.00
Secretary (Moved to PW)	1.00	-	-	-	-
Administrative Assistant	-	0.50	1.00	1.00	1.00
Interns	1.00	1.00	1.00	1.00	1.00
Engineering Total	7.00	6.00	7.00	7.00	7.00

6550 Motor Vehicles

DESCRIPTION OF SERVICES:

The Engineering budget covers engineering functions not charged to specific projects. The City Engineer oversees all engineering including working with the Minnesota Department of Transportation, Anoka County, other cities and regulating agencies, maintaining mapping and GIS data, managing stormwater runoff, responding to citizen and staff requests, and general engineering functions.

BUDGET HIGHLIGHTS

- Engineering Technician IV to Senior Engineering Technician July 1, 2022 - \$855
- Reassigned staffing previously recorded under Streets & Park & Rec
- Lidar Mapping, Electronic Diaries & Calibrate Survey Equipment: \$8,500 (6405)

GOALS OF CURRENT YEAR BUDGET:

Ensure stable and sustainable funding exists for the Pavement Management Program.
 Research external funding opportunities for Ramsey Gateway and WTP improvements.
 Conduct CSAH 5/Nowthen Blvd. transportation corridor study and develop improvements program.
 Conduct TH 47/St. Francis Blvd. transportation corridor study and develop improvements program.
 Develop and plan for key infrastructure improvements (AUAR, utilities, transportation).
 Support implementation of the Ramsey Gateway Highway 10 improvements.
 Identify and implement improved pavement rating system.
 Implement approved annual pavement rejuvenation program to replace suspended sealcoat program.

Performance Measurements:

	2018 Actual	2019 Actual	2020 Actual	2021 Projected	2022 Projected
Active Engineering Projects	12	12	11	13	13
Completed Engineering Projects	9	10	10	11	11
Infrastructure Asset Management System Upgrades	1		1	1	1

FUND GENERAL

DEPARTMENT: STREET MAINTENANCE
 FUNCTION: PUBLIC WORKS

Business Unit	Object Account	Description	2018 Actual	2019 Actual	2020 Actual	2021 Adopted Budget	2022 Requested Budget
0311	6102	F.T. REGULAR-WAGES & SALARIES	367,183	379,894	422,342	435,274	449,495
0311	6103	FULL TIME-REGULAR-OVERTIME	810	1,533	679	2,000	2,000
0311	6105	TEMPORARY-WAGES & SALARIES	2,888	9,361	9,971	13,200	13,200
0311	6108	SEVERANCE PAY	3,678	8,173			
0311	6121	PERA CONTRIBUTIONS	27,316	28,192	31,401	32,796	33,862
0311	6122	FICA/MEDICARE CONTRIBUTIONS	27,607	29,153	31,632	36,549	37,666
0311	6131	GROUP INSURANCE	67,425	84,200	93,179	95,882	96,385
0311	6133	WORKERS COMP INSURANCE PREMIUM	21,034	29,349	35,662	33,196	40,796
0311	6208	MISCELLANEOUS OFFICE SUPPLIES	97	622	276	400	400
0311	6221	CLEANING SUPPLIES	-	-			
0311	6223	GASOLINE	9,695	9,427	7,580	8,000	10,000
0311	6225	DIESEL FUEL	12,992	22,378	20,148	16,000	18,000
0311	6227	LUBRICANTS & ADDITIVES	3,072	5,296	3,553	4,000	4,500
0311	6229	SHOP MATERIALS	2,377	865	2,697	2,000	2,500
0311	6231	UNIFORMS & TURN-OUT GEAR	2,871	3,020	2,497	2,700	3,000
0311	6249	MISCELLANEOUS OPERATING SUPPLY	6,671	8,828	7,538	8,100	10,000
0311	6257	OTHER VEHICLE PARTS	22,718	30,149	30,188	25,000	30,000
0311	6259	BUILDING MAINT/REPAIR SUPPLIES	667	2,382	1,677	2,500	2,500
0311	6261	SAND & GRAVEL	-	-	-	1,000	1,000
0311	6265	ASPHALT	11,129	14,235	22,316	21,000	24,000
0311	6267	OTHER STREET MAINTENANCE SUPPL	418	1,577	19	2,000	2,000
0311	6269	LANDSCAPE MATERIALS	5,929	5,675	1,520	7,500	7,500
0311	6275	OTHER EQUIPMENT PARTS	-	-			
0311	6281	SMALL TOOLS & MINOR EQUIPMENT	15,199	16,043	12,678	15,000	20,000
0311	6315	MISCELLANEOUS PROFESSIONAL SER	16,855	28,019	17,655	22,000	22,000
0311	6321	TELEPHONE	1,042	1,052	1,060	1,100	-
0311	6322	POSTAGE	241	30	71	200	200
0311	6323	CELLULAR PHONES	3,394	3,767	3,063	3,500	-
0311	6335	TRAINING	5,088	3,636	2,709	4,100	4,100
0311	6361	GENERAL LIABILITY/PROPERTY INS	17,130	17,277	14,126	20,000	21,000
0311	6371	ELECTRIC UTILITIES	7,422	7,555	7,382	8,500	39,000
0311	6372	WATER/IRRIGATION	2,677	2,656	7,034	2,650	4,000
0311	6373	GAS	5,304	5,240	4,690	5,000	25,000
0311	6374	REFUSE/RECYCLING	3,912	2,167	2,353	2,800	2,800
0311	6381	BUILDING & STRUCTURE REPAIR	2,102	3,393	3,645	3,100	3,200
0311	6382	MACHINERY & EQUIPMENT REPAIR	6,704	4,820	-	5,000	5,000
0311	6387	TIRE MOUNTING & BALANCING	278	160	300	400	400
0311	6388	OTHER VEHICLE REPAIR	4,400	13,953	14,814	8,000	10,000
0311	6404	MACHINERY & EQUIPMENT	1,221	1,332	1,332	1,300	1,500
0311	6415	OTHER EQUIPMENT RENTAL	60,355	86,565	1,581	72,300	73,000
0311	6417	UNIFORM RENTAL	1,268	1,672	1,479	1,400	400
0311	6451	MEMBERSHIP DUES	245	353	360	400	400
0311	6488	STREET MAINTENANCE CONTRACT	467,265	237,483	500,000	500,000	500,000
0311	6489	OTHER CONTRACTED SERVICES	7,316	9,489	14,830	15,000	15,000
0311	6540	HEAVY MACHINERY	197,061	185,980		275,500	265,800
0311	6550	MOTOR VEHICLES	37,577	-		-	
0311	6580	OTHER EQUIPMENT	14,032			276,500	
Total Expenditure			1,474,670	1,306,948	1,336,038	1,992,847	1,801,604

PERSONNEL COMPLEMENT

Public Works Superintendent	1.00	1.00	1.00	1.00	1.00
Secretary (Formerly under Engineering)	1.00	1.00	1.00	1.00	1.00
Mechanic	2.00	2.00	2.00	2.00	2.00
Street Supervisor	-	-	-	-	1.00
Streets Lead Worker	1.00	1.00	1.00	1.00	1.00
PW Maintenance Worker	4.00	5.00	5.00	5.00	4.00
Temporary - Streets	0.50	0.50	0.50	0.50	0.50
Street Maintenance Total	9.50	10.50	10.50	10.50	10.50

6488/6489 Other Contracted Services

Pavement Management Program Funding (Transfer to Pavement Management Fund)			260,742	300,000	300,000
Cracksealing/Rejuvenation	237,483	237,483	239,258	200,000	200,000
Curb Repair/Tree Removal			-	15,000	15,000
	237,483	237,483	500,000	515,000	515,000

6540 - Heavy Machinery

F350 truck with plow	197,061	-	-	212,500	
1-Ton Truck	37,577	-	-	63,000	
Sidewalk Machine		148,292	-	-	
Tractor Backhoe (\$84,000 total remainder utility funded)		37,688	-	-	
Tandem Axle Truck with Plow		-	-	-	265,800
	234,638	185,980	-	275,500	265,800

6550-Motor Vehicle

	-	-	-	-	-
--	---	---	---	---	---

6580 - Other Equipment

Sidewalk Machine	-	-	-	146,500	
Trailer for skidsteer	-	-	-	11,500	
Toolcat	-	-	-	57,500	
Skidsteer	-	-	-	61,000	
ATV Athletic Field Maintenance Machine	14,032	14,032	-	-	
	14,032	14,032	-	276,500	-

DESCRIPTION OF SERVICES:

The Street Maintenance Department is responsible for maintaining city streets, sidewalks, traffic signs, boulevards, ROW mowing and the storm water collection system.

BUDGET HIGHLIGHTS

- Increase gas/electric costs due to new public works campus (6371, 6373)
- Street Lead Person to Streets Department-Supervisor - \$4,040
- Street Maintenance Worker to Street Lead Person - \$4,005
- Retaining the \$500,000 road funding: \$200,000 for Street Rejuvenation & \$300,000 for Pavement Mgmt

GOALS OF CURRENT YEAR BUDGET:

Maintain and improve city's rating of 7.0 average of road condition
 Increase use of contracted services on pothole repair (velocity patching)
 Increase preventative maintenance to prolong the life of our public streets
 Maintain our city vehicles and equipment to the highest level possible

Performance Measurements:

	2018 Actual	2019 Actual	2020 Projected	2021 Projected	2022 Projected
Crack filling (miles)	7.95	21.5	7		
Sealcoating (miles)	7.5	0	0	0	0
Asphalt patching (tons)	150	532	500		

FUND GENERAL

DEPARTMENT: SNOW & ICE REMOVAL
 FUNCTION: PUBLIC WORKS

Business Unit	Object Account	Description	2018 Actual	2019 Actual	2020 Actual	2021 Adopted Budget	2022 Requested Budget
0312	6102	F.T. REGULAR-WAGES & SALARIES	94,947	111,161	74,710	103,730	107,997
0312	6103	FULL TIME-REGULAR-OVERTIME	15,820	27,433	17,925	10,000	10,000
0312	6105	TEMPORARY-WAGES & SALARIES	6,244	7,443	2,151	8,775	8,775
0312	6121	PERA CONTRIBUTIONS	7,911	10,547	1,959	8,530	8,850
0312	6122	FICA/MEDICARE CONTRIBUTIONS	8,476	11,416	6,451	9,371	9,698
0312	6133	WORKERS COMP INSURANCE PREMIUM	10,184	9,353	6,726	10,715	12,511
0312	6223	GASOLINE	-	-	6,636		
0312	6225	DIESEL FUEL	21,401	26,138	14,396	24,000	25,000
0312	6229	SHOP MATERIALS	211	57	24	200	200
0312	6251	BATTERIES	-	-			
0312	6257	OTHER VEHICLE PARTS	39,117	35,875	54,572	35,000	35,000
0312	6261	SAND & GRAVEL	2,355	4,726	2,907	3,000	3,000
0312	6263	SALT	72,544	97,334	92,362	78,528	112,000
0312	6267	OTHER STREET MAINTENANCE SUPPL	3,861	5,777	4,779	3,700	3,800
0312	6361	GENERAL LIABILITY/PROPERTY INS	2,750	3,553	2,906	3,800	4,000
0312	6388	OTHER VEHICLE REPAIR	15,410	9,491	709	15,000	15,000
0312	6489	OTHER CONTRACTED SERVICES	-	-			
Total Expenditure			301,233	360,301	289,211	314,349	355,831

DESCRIPTION OF SERVICES:
 The Snow and Ice Removal budget provides for snow removal and for ice control on city streets, parking lots, and pathways.

BUDGET HIGHLIGHTS

- No major changes. Staff time redistributed between streets, traffic engr & snow plowing
- Staff time redistributed between streets, traffic engr & snow plowing
- No Change in Salt quantity. Reflects current market pricing: \$33,000 increase

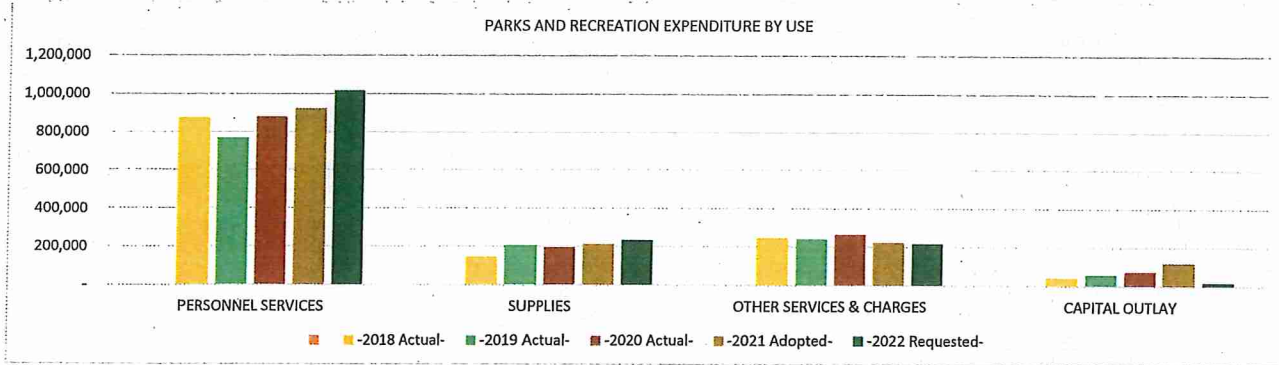
GOALS OF CURRENT YEAR BUDGET:

- Clearing of parking ramp utilizing PW Staff (full time, temp on call, & seasonal staff) See PUMA Budget
- Continue to monitor and reduce salt usage
- Continue to complete citywide plowing in 8 hours or less
- Upgrade weather service to MDSS (maintenance decision support software)
- Equip cul-de-sac trucks and sidewalk plowing equipment with AVL to track snow removal operations

Performance Measurements:	2018 Actual	2019 Actual	2020 Actual	2021 Projected	2022 Projected
Miles of Streets Plowed	175	181.8	181.8		
Cul-de-sacs	275	283	283		
Salt/Sand Purchased (tons)	1200	1200	1200		
Snow Removal Hours	4110	5161	3090		
Full Scale Plowing Events	17.00	9.00	9.00		

PARKS AND RECREATION 452-461

EXPENDITURE BY OBJECT SUMMARY	-2018 Actual-	-2019 Actual-	-2020 Actual-	-2021 Adopted-	-2022 Requested-
PERSONNEL SERVICES	874,710	767,777	878,027	921,790	1,017,643
SUPPLIES	148,265	207,079	198,379	214,300	235,800
OTHER SERVICES & CHARGES	247,778	244,126	266,854	224,000	219,800
CAPITAL OUTLAY	40,660	60,911	75,610	121,200	19,000
TOTAL EXPENDITURE BY OBJECT	1,311,412	1,279,893	1,418,871	1,481,290	1,492,243



LINE ITEM DETAIL BY COST CENTER OR SUB-FUNCTION

PARKS AND RECREATION

452-461

EXPENDITURE BY OBJECT RECAP ALL SUB-FUNCTIONS		-2018 Actual-	-2019 Actual-	-2020 Actual-	-2021 Adopted-	-2022 Requested-
PERSONNEL SERVICES						
WAGES AND SALARIES						
6102	F.T. REGULAR-WAGES & SALARIES	597,252	516,077	572,067	589,508	644,420
6103	FULL TIME-REGULAR-OVERTIME	1,124	4,308	494	1,000	1,000
6105	TEMPORARY-WAGES & SALARIES	78,428	65,553	99,094	108,459	115,525
TOTAL WAGES AND SALARIES		676,804	585,939	671,654	698,967	760,945
EMPLOYER CONTRIBUTIONS						
6121	PERA CONTRIBUTIONS	45,997	40,860	45,806	45,671	50,247
6122	FICA/MEDICARE CONTRIBUTIONS	51,761	46,762	50,846	53,471	58,213
6131	GROUP INSURANCE	73,196	68,662	78,670	88,235	101,750
6133	WORKERS COMP INSURANCE PREMIUM	26,951	25,555	31,051	35,446	46,488
TOTAL EMPLOYER CONTRIBUTIONS		197,905	181,839	206,373	222,823	256,698
Total PERSONNEL SERVICES		874,710	767,777	878,027	921,790	1,017,643
SUPPLIES						
OFFICE SUPPLIES						
6208	MISCELLANEOUS OFFICE SUPPLIES	522	1,441	348	600	600
TOTAL OFFICE SUPPLIES		522	1,441	348	600	600
OPERATING SUPPLIES						
6223	GASOLINE	18,633	19,107	15,140	19,000	19,000
6225	DIESEL FUEL	5,237	4,500	265	7,000	5,000
6229	SHOP MATERIALS	773	654	523	2,000	2,000
6231	UNIFORMS & TURN-OUT GEAR	4,287	3,888	3,412	4,200	4,200
6249	MISCELLANEOUS OPERATING SUPPLY	22,014	35,821	32,775	30,000	33,000
TOTAL OPERATING SUPPLIES		50,943	63,970	52,116	62,200	63,200
REPAIR AND MAINTENANCE SUPPLIES						
6257	OTHER VEHICLE PARTS	15,348	17,698	15,975	17,000	17,000
6265	ASPHALT	41,931	93,441	97,967	95,000	105,000
6269	LANDSCAPE MATERIALS	22,531	19,297	16,785	22,000	30,000
6268	IRRIGATION SUPPLIES	15,111	9,317	13,000	15,000	15,000
TOTAL REPAIR AND MAINTENANCE SUPPLIES		94,921	139,753	143,727	149,000	167,000
SMALL TOOLS AND MINOR EQUIPMENT						
6281	SMALL TOOLS & MINOR EQUIPMENT	1,878	1,915	2,189	2,500	5,000
TOTAL SMALL TOOLS AND MINOR EQUIPMENT		1,878	1,915	2,189	2,500	5,000
Total SUPPLIES		148,265	207,079	198,379	214,300	235,800
OTHER SERVICES & CHARGES						
PROFESSIONAL SERVICES						
6315	MISCELLANEOUS PROFESSIONAL SER	55,401	31,522	33,468	33,000	33,000
TOTAL PROFESSIONAL SERVICES		55,401	31,522	33,468	33,000	33,000
COMMUNICATION						
6321	TELEPHONE	784	784	155	800	-
6322	POSTAGE	194	79	90	100	100
6323	CELLULAR PHONES	4,325	4,590	3,149	4,500	-
TOTAL COMMUNICATION		5,303	5,453	3,394	5,400	100

EMPLOYEE REIMBURSEMENTS						
6331	TRAVEL & LODGING	356	-	-	-	-
6334	MILEAGE REIMBURSEMENT	294	-	-	-	-
6335	TRAINING	844	2,914	2,714	2,500	2,500
TOTAL EMPLOYEE REIMBURSEMENTS		1,494	2,914	2,714	2,500	2,500
ADVERTISING AND PUBLISHING						
6352	GENERAL NOTICE & PUBLIC INFOR	-	-	-	-	-
TOTAL ADVERTISING AND PUBLISHING		-	-	-	-	-
INSURANCE						
6361	GENERAL LIABILITY/PROPERTY INS	14,308	15,364	17,404	16,500	20,000
TOTAL INSURANCE		14,308	15,364	17,404	16,500	20,000
UTILITIES						
6371	ELECTRIC UTILITIES	24,672	22,301	24,032	24,500	20,000
6372	WATER/IRRIGATION	9,060	6,095	7,444	10,000	10,000
6373	GAS	3,902	3,514	3,421	4,000	4,000
6374	REFUSE/RECYCLING	3,812	4,739	3,857	3,900	3,900
TOTAL UTILITIES		41,445	36,648	38,753	42,400	37,900
REPAIRS AND MAINTENANCE - LABOR						
6381	BUILDING & STRUCTURE REPAIR	19,176	8,793	14,100	21,000	21,000
6382	MACHINERY & EQUIPMENT REPAIR	3,612	12,601	10,031	5,000	7,000
6388	OTHER VEHICLE REPAIR	4,470	6,429	1,226	5,000	5,000
TOTAL REPAIRS AND MAINTENANCE - LABOR		27,259	27,823	25,357	31,000	33,000
RENTALS						
6415	OTHER EQUIPMENT RENTAL	1,515	1,568	1,489	2,000	2,000
6416	MACHINERY RENTAL	-	275	-	300	300
6417	UNIFORM RENTAL	263	276	231	400	400
TOTAL RENTALS		1,777	2,119	1,719	2,700	2,700
DUES, SUBSCRIPTIONS, AND REGISTRATION FEES						
6451	MEMBERSHIP DUES	1,185	300	420	500	600
TOTAL DUES, SUBSCRIPTIONS, AND REGISTRATION FEES		1,185	300	420	500	600
CONTRACTED SERVICES						
6489	OTHER CONTRACTED SERVICES	99,607	121,982	143,625	90,000	90,000
TOTAL CONTRACTED SERVICES		99,607	121,982	143,625	90,000	90,000
Total OTHER SERVICES & CHARGES		247,778	244,126	266,854	224,000	219,800
CAPITAL OUTLAY						
CAPITAL OUTLAY						
6540	HEAVY MACHINERY	23,362	-	42,861	-	-
6550	VEHICLES	-	-	-	-	-
6580	OTHER EQUIPMENT	17,298	60,911	32,749	121,200	19,000
TOTAL CAPITAL OUTLAY		40,660	60,911	75,610	121,200	19,000
Total CAPITAL OUTLAY		40,660	60,911	75,610	121,200	19,000
TOTAL EXPENDITURES & OTHER FINANCING		1,311,412	1,279,893	1,418,871	1,481,290	1,492,243

FUND GENERAL

DEPARTMENT: **PARK & RECREATION**
 FUNCTION: PARKS AND RECREATION

Business Unit	Object Account	Description	2018 Actual	2019 Actual	2020 Actual	2021 Adopted Budget	2022 Requested Budget
0452	6102	F.T. REGULAR-WAGES & SALARIES	531,530	516,077	572,067	589,508	644,420
0452	6103	FULL TIME-REGULAR-OVERTIME	1,124	4,308	494	1,000	1,000
0452	6104	PART TIME-WAGES & SALARIES	1,550	23,517	30,275	24,819	31,493
0452	6105	TEMPORARY-WAGES & SALARIES	78,428	65,553	68,819	83,640	84,032
0452	6121	PERA CONTRIBUTIONS	40,833	40,860	45,806	45,671	50,247
0452	6122	FICA/MEDICARE CONTRIBUTIONS	46,849	46,762	50,846	53,471	58,213
0452	6131	GROUP INSURANCE	68,971	68,662	78,670	88,235	101,750
0452	6133	WORKERS COMP INSURANCE PREMIUM	26,663	25,555	31,051	35,446	46,488
0452	6208	MISCELLANEOUS OFFICE SUPPLIES	501	1,441	348	600	600
0452	6223	GASOLINE	18,633	19,107	15,140	19,000	19,000
0452	6225	DIESEL FUEL	5,237	4,500	265	7,000	5,000
0452	6229	SHOP MATERIALS	773	654	523	2,000	2,000
0452	6231	UNIFORMS & TURN-OUT GEAR	4,287	3,888	3,412	4,200	4,200
0452	6249	MISCELLANEOUS OPERATING SUPPLY	22,014	35,821	32,775	30,000	33,000
0452	6257	OTHER VEHICLE PARTS	15,348	17,698	15,975	17,000	17,000
0452	6265	ASPHALT	41,931	93,441	97,967	95,000	105,000
0452	6268	IRRIGATION SUPPLIES	15,111	9,317	13,000	15,000	15,000
0452	6269	LANDSCAPE MATERIALS	22,531	19,297	16,785	22,000	30,000
0452	6281	SMALL TOOLS & MINOR EQUIPMENT	1,878	1,915	2,189	2,500	5,000
0452	6315	MISCELLANEOUS PROFESSIONAL SER	55,401	31,522	33,468	33,000	33,000
0452	6321	TELEPHONE	784	784	155	800	-
0452	6322	POSTAGE	194	79	90	100	100
0452	6323	CELLULAR PHONES	4,325	4,590	3,149	4,500	-
0452	6335	TRAINING	528	2,914	2,714	2,500	2,500
0452	6361	GENERAL LIABILITY/PROPERTY INS	14,308	15,364	17,404	16,500	20,000
0452	6371	ELECTRIC UTILITIES	24,672	22,301	24,032	24,500	20,000
0452	6372	WATER/IRRIGATION	9,060	6,095	7,444	10,000	10,000
0452	6373	GAS	3,902	3,514	3,421	4,000	4,000
0452	6374	REFUSE/RECYCLING	3,812	4,739	3,857	3,900	3,900
0452	6381	BUILDING & STRUCTURE REPAIR	19,176	8,793	14,100	21,000	21,000
0452	6382	MACHINERY & EQUIPMENT REPAIR	3,612	12,601	10,031	5,000	7,000
0452	6388	OTHER VEHICLE REPAIR	4,470	6,429	1,226	5,000	5,000
0452	6415	OTHER EQUIPMENT RENTAL	1,515	1,568	1,489	2,000	2,000
0452	6416	MACHINERY RENTAL	-	275	-	300	300
0452	6417	UNIFORM RENTAL	263	276	231	400	400
0452	6451	MEMBERSHIP DUES	280	300	420	500	600
0452	6489	OTHER CONTRACTED SERVICES	89,607	101,982	143,625	90,000	90,000
0452	6540	HEAVY MACHINERY	23,362	-	42,861	-	-
0452	6550	MOTOR VEHICLES	71,788	-	-	-	-
0452	6580	OTHER EQUIPMENT	17,298	60,911	32,749	121,200	19,000
Total Expenditure			1,292,547	1,283,410	1,418,871	1,481,290	1,492,243

PERSONNEL COMPLEMENT

Park Maintenance Worker	5.00	4.00	4.00	5.00	6.00
Utilities Maintenance Worker (Enterprise Funded)	3.00	3.00	3.00	3.00	3.00
Utilities Supervisor (Enterprise Funded)	1.00	1.00	1.00	1.00	1.00
Parks/Assistant PW Superintendent	1.00	1.00	1.00	1.00	1.00
Park Supervisor	1.00	1.00	1.00	1.00	1.00
Parks Lead Worker	-	1.00	1.00	1.00	1.00
Recreation Specialist	-	0.50	0.50	0.50	0.50
Temporary - Parks	3.62	3.62	3.62	3.62	3.62
Parks Intern	0.34	0.34	-	-	-
	14.96	15.46	15.12	16.12	17.12

6540/6550 Heavy Machinery

3/4 ton 4/4 Truck			42,861	-	
3/4 Ton 4/4 Truck with plow equipment	36,580	-	-	-	
1-ton truck with plow equipment	58,570	-	-	-	
	95,150	-	42,861	-	-

6580 Other Equipment

ATV Athletic Field Maintenance Machine	17,298	-	-	-	
Kubota Tractor Attachment			32,749	-	
Large Area Mower			-	92,000	
Line Striper					19,000
John Deere Mower				20,000	
Bison Trailer				9,200	
3-Zero-Turn Mowers	-	21,338	-		
Chipper		33,800	-		
	17,298	55,138	32,749	121,200	19,000

DESCRIPTION OF SERVICES:

The Park and Recreation Department is responsible for the maintenance of all city parks and facilities. These parks and facilities include playgrounds, shelters, ballfields, trails, public grounds and streetscapes.

BUDGET HIGHLIGHTS

- Full-Time Park Maintenance Worker - \$74,032
- Additional Hours Rec Specialist 20 hr/wk to 29 hr/wk - \$7,783
- Line Striper Replacement: \$19,000
-
-

GOALS OF CURRENT YEAR BUDGET:

- Continue new trail maintenance policy developed in 2015
- Continue to coordinate trail, sidewalk, parking lot and rink snow removal with city-wide snow plowing for
- Continue to work year-round with the athletic associations in the provision of youth recreation
- Complete a citizen survey to identify community need for recreation programming
- Following the conclusion of the 2018 comprehensive plan update and master park planning endeavor begin implementing the park and trail plan objectives
- Continue organizing a Master Park and Trail Plan, including cost estimates for the emerging future vision

Performance Measurements:

	2018 Actual	2019 Actual	2020 Actual	2021 Projected	2022 Projected
Number of City Parks	23	23	23	26	26
Number of Athletic Fields Maintained	42	42	42	42	42
Number of Playgrounds Maintained	17	17	17	17	17
Miles of Trails Maintained	41	70	70	70	70
Total Acreage Mowed	150.11	150.11	150.11	150.11	150.11

FUND GENERAL

DEPARTMENT: COMMUNITY PROGRAMS
 FUNCTION: PARKS AND RECREATION

Business Unit	Object Account	Description	2018 Actual	2019 Actual	2020 Actual	2021 Adopted Budget	2022 Requested Budget
0455	6489	OTHER CONTRACTED SERVICES	10,000	20,000			
Total Expenditure			10,000	20,000	-	-	-

6489 Other Contracted Services

Alexandra House (Gambling Funds)	-	10,000	-	-	-	-
Family Promise Donation	-	-	-	-	-	-
Ramsey Foundation - Draw Park Events (Gambling Funds)	5,000	10,000	-	-	-	-
	5,000	20,000	-	-	-	-

DESCRIPTION OF SERVICES:

The Community Programs budget provides funding for those organizations that provide programs and support to Ramsey residents in need.

BUDGET HIGHLIGHTS

- Funding For Alexandra House and Draw Park Events Funded via Gambling Fund

GOALS OF CURRENT YEAR BUDGET:

Increase citizens knowledge of programs offered

FUND GENERAL

DEPARTMENT: EXPENDITURE RESERVE
 FUNCTION: MISCELLANEOUS/CONTINGENCY

Business Unit	Object Account	Description	2018 Actual	2019 Actual	2020 Adopted Budget	2021 Adopted Budget	2022 Requested Budget
0892	6105	TEMPORARY-WAGES & SALARIES	-	-	-	59,000	
0892	6282	EMERGENCY SUPPLIES - COVID	-	-	436,995		
0892	6315	MISCELLANEOUS PROFESSIONAL SER	-	-	-	15,000	25,000
0892	6603	OTHER L.T. OBLIGATION PRINCIPA	61,853	61,853	61,853		
0892	6820	OPERATING TRANSFERS TO OTHER F	643,832	575,817	1,376,215	106,373	106,373
Total Expenditure			705,685	637,670	1,875,063	180,373	131,373

6105 Temporary Wages & Salaries

Contingency for Negotiations	-	-	-	59,000	
Presidential Primary Election	-	-	10,000	15,000	
Health Insurance Increases	-	-	-	-	-
	-	-	10,000	74,000	-

6603/6820 Principal & Transfers

Bury Carlson Internal Loan (PIR Fund)*	-	44,520	44,520	44,520	44,520
Municipal Center debt transfer interfund	61,853	61,853	61,853	61,853	61,853
	61,853	106,373	106,373	106,373	106,373

*Coded directly against property tax when collected

6820 Transfers to Other Funds

Excess Revenue Transfer	643,832	575,817	1,376,215	-	-
	643,832	575,817	1,376,215	-	-

DESCRIPTION OF SERVICES:

The Contingency budget is to be used for unforeseen expenditures or for anticipated expenditures of uncertain amounts.

BUDGET HIGHLIGHTS

- No Major Changes

GOALS OF CURRENT YEAR BUDGET:

- Minimize unbudgeted/unallocated expenses

WSD